

INDIANA

2023 FOOTBALL GAME NOTES



GAME CENTER

GAME TWELVE // SATURDAY, NOVEMBER 25, 2023 // BIG TEN NETWORK // NOON ET
ROSS-ADE STADIUM (61,441) // WEST LAFAYETTE, INDIANA



TELEVISION: Big Ten Network
Chris Vosters (pbp), Brock Vereen (analyst), Megan McKeown (sideline)



RADIO: Indiana Hoosier Sports Network
Don Fischer (pbp), Rhett Lewis (analyst), John Herrick



SIRIUSXM: 109 OR 196

2023 SCHEDULE



#3/4 OHIO STATE // L, 3-23 // 50,050
Memorial Stadium // Bloomington, Indiana



INDIANA STATE // W, 41-7 // 42,775
Memorial Stadium // Bloomington, Indiana



LOUISVILLE // L, 14-21 // 22,308
Lucas Oil Stadium // Indianapolis, Indiana



AKRON // W, 29-27 (OT) // 44,968
Memorial Stadium // Bloomington, Indiana



AT MARYLAND // L, 17-44 // 38,181
Memorial Stadium // College Park, Maryland



AT #2/2 MICHIGAN // L, 7-52 // 110,264
Michigan Stadium // Ann Arbor, Michigan



RUTGERS // L, 14-31 // 43,611
Memorial Stadium // Bloomington, Indiana



AT #10/10 PENN STATE // L, 24-33 // 107,209
Beaver Stadium // University Park, Pennsylvania



WISCONSIN // W, 20-14 // 45,466
Memorial Stadium // Bloomington, Indiana



AT ILLINOIS // L, 45-48 (OT) // 53,157
Memorial Stadium // Champaign, Illinois



MICHIGAN STATE // L, 21-24 // 40,666
Memorial Stadium // Bloomington, Indiana



AT PURDUE // Noon // BTN
Ross-Ade Stadium // West Lafayette, Indiana

BY THE NUMBERS

7th

Most played rivalry in college football with the 125th overall meeting slated for the 2023 regular season finale. **MORE ON PAGE 4**

19

Tackles for loss or no gain by **Aaron Casey** per Pro Football Focus to lead all Power 5 tacklers. **MORE ON PAGE 13**

7

Takeaways by the Indiana defense over the last four games, which includes six in the last three contests. Four of those have ended up in the hands of redshirt senior **Josh Sanguinetti**.

2016

Is the year of the last 100-tackle season by a Hoosier defender, as **Aaron Casey** is two tackles shy of that mark with 98 stops entering the Battle for the Old Oaken Bucket.

INDIANA HOOSIERS

Last Game. L, 21-24 vs. Michigan State
Head Coach. Tom Allen
Career Record (Year). 33-48 (7th)
Record at IU (Year). Same



3-8, 1-7 BIG TEN
0-4 ON THE ROAD

3-8, 2-6 BIG TEN
2-4 AT HOME

PURDUE BOILERMAKERS

Last Game. L, 15-23 at Northwestern
Head Coach. Ryan Walters
Career Record (Year). 3-8 (1st)
Record at PU (Year). Same

SETTING THE SCENE

- The 98th Battle for the Old Oaken Bucket between Indiana and Purdue will commence at noon on Saturday (Nov. 25) from Ross-Ade Stadium in West Lafayette, Indiana, with the Hoosiers looking to snap a two-game skid versus the Boilermakers.
- The 2023 contest marks the 125th overall meeting between the two programs, who met for 100 straight seasons between 1920 and 2019, before the COVID-19 pandemic cancelled the 2020 game.
- Both teams enter the meeting with 3-8 overall marks and both teams have played a handful of one-score games. Indiana is 2-3 in its five games decided by eight-or-fewer points, while Purdue is 1-3 in four one-score contests.
- With the 125th meeting between the two programs is No. 7 among the most played FBS rivalries in the history of the sport.

MORE ON PAGE 4

NEWS & NOTES

- Redshirt senior **Aaron Casey** has at least one tackle for loss in eight of the last nine weeks and has produced six straight games with at least eight tackles. He's on pace to post the first 100-tackle season since **Tegray Scales** in 2016 with 98 stops entering Week 13.
- Casey piled up 4.0 tackles for loss with 2.0 sacks as part of a nine-tackle effort in the win over Wisconsin in Week 10 to earn Big Ten Defensive Player of the Week. His 4.0 TFLs are the most by a Hoosier since 2016 and rank tied for No. 9 in a single game in 2023.
- His 98 tackles rank tied for No. 4 in the Big Ten and he leads the Big Ten with 16.0 tackles for loss, which ranks No. 7 in the FBS. Casey's 19 tackles for loss or no gain lead the Big Ten and are No. 2 in the Power 5 per Pro Football Focus.

MORE ON PAGE 13

- Redshirt freshman **Brendan Sorsby** has accounted for 14 touchdowns over the last five weeks - all starts - with 10 passing and four rushing scores. Sorsby rushed and threw for a score in each game during a three week span from Week 9-11.
- Sorsby became the first Indiana quarterback since at least 1996 with multiple passing touchdowns of 60-plus yards in a single with two scoring strikes over 60 yards at No. 10/10 Penn State as part of a three-touchdown day from the pocket.

MORE ON PAGE 9

- Per Pro Football Focus, redshirt senior **Andre Carter** ranks No. 14 in the Big Ten with 27 total pressures (sacks, QB hits or hurries).
- With 2.0 tackles for loss in each of the first two games of the season, Carter's 4.0 TFLs were the most by a Hoosier in the first two games of a season since 2004 when **Kyle Killion** posted 5.5 tackles for loss.

MORE ON PAGE 14

- Redshirt senior **Josh Sanguinetti** pulled in his third career interception in the fourth quarter at No. 10/10 Penn State to set up the game tying score and end Drew Allar's FBS record for attempts to start a career without an interception (311 attempts). He added a pair of fumble recoveries against Wisconsin the next week, then pulled down an interception versus Michigan State in Week 12.
- Redshirt sophomore **Trent Howland** led the team in rushing attempts (19) and yards (77) and scored his second touchdown of the season versus Michigan State. Over his last two games, Howland has gained 179 yards on 32 carries (5.6 ypc) with two touchdowns.

MORE ON PAGE 10

- The first career 100-yard receiving game for junior **Donaven McCulley** came at Illinois, as he piled up 11 catches (17 targets) and 137 yards with two touchdowns. He has 33 catches for 372 yards over the last four weeks.

WHAT'S INSIDE

P1	Setting the Scene/News & Notes	P9-18	Positional Notes	P19	Head Coach Tom Allen
P2	Media Information/Quick Facts	9	Quarterbacks	P20	Coaching Staff
	Pronunciation Guide	10	Running Backs	P21-23	2023 Roster
P3-4	Michigan State: Past & Present	11	Wide Receivers	P24-56	Student-Athlete Bios
4	Old Brass Spittoon History	12	Tight Ends/Offensive Line	P57-75	2023 Statistics
P5	Big Standings/NCAA Rankings	13	Linebackers	P76	George Taliaferro Statue
P6-8	Team Notes	14	Defensive Line	P77	Terry Tallen Locker Room
6	#ProIU/At the Start	15	Cornerbacks	P78	In the Booth
7	IU Players/Scouts of the Week	16	Safeties		
8	National Polls/Honors Tracker	17	Outside Linebackers		
		18	Specialist		



GAME WEEK MEDIA SCHEDULE

MONDAY	TUESDAY	WEDNESDAY	THURSDAY	FRIDAY	SATURDAY
11 a.m. Weekly Press Conference Zoom 11 a.m. - Tom Allen 11:20 a.m. - Carey/Guerrieri 11:40 - Student-Athletes	No media availability	Noon Tom Allen Press Conference Zoom 7:05 p.m. Inside Indiana Football w/ Tom Allen Chop Shop Market & Table	No media availability	No media availability	Noon Indiana at Purdue Ross-Ade Stadium TV: Big Ten Network <i>Head coach Tom Allen and selected student-athletes will be available following the game.</i>

MEDIA INFORMATION

STRATEGIC COMMUNICATIONS CONTACTS

Senior assistant athletic director for strategic communications and football contact **Jeff Keag** (812-855-6209 office, 812-219-2925 cell, jkeag@indiana.edu) and assistant athletic director for strategic communications **Greg Campbell** (814-876-0824 cell, campbeg@iu.edu) handle all media requests for the Indiana football program.

WEEKLY PRESS CONFERENCE

Indiana head coach **Tom Allen** will hold his weekly press conference every Monday during the regular season at 11 a.m. ET in the Henke Hall of Champions. Allen will open the weekly press availability at 11 a.m., followed by offensive coordinator **Rod Carey** and co-defensive coordinator/safeties coach **Matt Guerrieri** at 11:30 and 11:45, respectively. Student-athletes will be available starting at noon.

Lunch will be provided. Live streaming will be made available on IUHoosiers.com and a transcript will be provided by ASAP Sports.

PRACTICE SCHEDULE

Practices are closed to the media. Requested coaches and student-athletes will be available in the Football Team Room in the North End Zone complex for post-practice interviews on Tuesdays.

Allen, Carey, Guerrieri, and student-athletes made available at Monday's press conference will not be available.

INTERVIEW REQUESTS

All requests for head and assistant coaches should be directed to **Jeff Keag**. Student-athlete requests can be made to **Greg Campbell**. Personal phone numbers will not be made available to media. Student-athletes have been instructed not to conduct interviews when contacted without prior approval from the strategic communications staff. Please contact Campbell if you would like to contact student-athlete family members.

POSTGAME INTERVIEW POLICY

The Indiana locker room is closed at all times. A strategic communications staff member will collect student-athlete requests in the press box midway through the fourth quarter. Requested student-athletes will be available in the weight room of the North End Zone Complex immediately following head coach Tom Allen's post-game press conference.

Allen will be available in the Football Team Room of the North End Zone Complex following his post-game radio duties. Post-game interviews on the road will be held in accordance with the host school's procedures.

CREDENTIALS

Working credentials for the 2023 Indiana football season must be requested at clients.sportssystems.com/clients/indiana.

Credentials may be mailed to a provided address. To guarantee that your credential is mailed in a timely fashion, your request should be made 10 days prior to the game. All requests made during the week of the game will be held at media will call, which is located at ticket booth No. 3 located on the west side of Memorial Stadium and opens three hours prior to kickoff.

IUHOOSIERS.COM

IUHoosiers.com is the official web site of the Indiana football program. This is the best and most efficient way for media wishing to receive updated information on Indiana football.

SOCIAL MEDIA

Follow Indiana Football on Twitter and Instagram (@IndianaFootball) and Facebook (facebook.com/IndianaFootball). Head coach **Tom Allen** is on Twitter (@CoachAllenIU) and Facebook (facebook.com/CoachAllenIU).

QUICK FACTS

UNIVERSITY FACTS

Location	Bloomington, Ind.
Population	85,755
Founded	1820
Joined Big Ten	1899
First Year of Big Ten Football	1900
Enrollment	48,952
Nickname	Hoosiers
Colors	Cream and Crimson
Marching Band	Marching Hundred
President	Pamela Whitten
Director of Athletics	Scott Dolson
Senior Woman Administrator	Mattie White
Faculty Representative	Dr. Kurt Zorn
Ticket Office Phone	866-IUSPORTS
Website	IUHoosiers.com
Twitter	@IndianaFootball, @CoachAllenIU
Facebook/Instagram	@IndianaFootball

HEAD COACH

Head Coach	Tom Allen
Alma Mater	(Maranatha Baptist '92; Indiana '02)
Career Record (Yrs)	33-48 (Seventh Season)*
Record at Indiana (Yrs)	Same

*Coached in the 2016 Foster Farms Bowl

COACHING STAFF

Craig Johnson - Associate Head Coach/Running Backs
 Brandon Shelby - Assistant Head Coach/Cornerbacks
 Rod Carey - Offensive Coordinator
 Bob Bostad - Run Game Coordinator/Offensive Line
 Matt Guerrieri - Co-Defensive Coordinator/Safeties
 Paul Randolph - Defensive Line
 Anthony Tucker - Co-Offensive Coordinator/Wide Receiver
 Kasey Teegardin - Special Teams Coordinator/Outside Linebackers
 Chad Wilt - Defensive Coordinator/Linebackers
 Kevin Wright - Tight End

STRATEGIC COMMUNICATIONS

Football Contact	Jeff Keag
Office Phone	812-855-6209
Cell Phone	812-219-2925
Email	jkeag@indiana.edu
Secondary Contact	Greg Campbell
Cell Phone	814-876-0824
Email	campbeg@iu.edu
Fax	812-855-9401
Press Box Phone	812-855-2754

TEAM INFORMATION

Offensive Formation	Multiple
Defensive Formation	Multiple
Letterwinners Returning/Lost	49/46
Offense	23/24
Defense	23/21
Special Teams	3/1
Starters Returning/Lost	8/14
2022 Overall Record	4-8
2022 Big Ten Record/Finish	2-7/6th (East)

PRONUNCIATION GUIDE

0	Andison Coby	.CO-bee	68	Robby Kowalewski	Kahv-uh-less-key
4	DeQuee Carter	duh-kee-ss	80	Derrick Bohler	Bowl-er
19	Josh Sanguinetti	Sang-win-net-ee	83	Eli Jochem	.Yo-come
20	Louis Moore	.Lou-iss	84	Aaron Steinfeldt	Stine-felt
29	Luke Haupt	.Hop-ert	90	J'mari Monette	Juh-marr-E Moe-net
39	Nicolas Radicic	rad-ih-chich	91	LeDarrius Cox	LEE-dare-E-iss
41	Lanell Carr Jr.	Luh-nell	95	Sean Wracher	.Ratcher
43	Matt Hohlt	.Holt	96	Philip Blidi	.blee-dee
53	Vincent Fiacable	FEE-uh-cable	96	Alejandro Quintero	Al-A-han-dro kwin-tear-O
56	Mike Katic	Kay-tick			
67	Kahlil Benson	.CUH-lil			

collegepressbox

SINCE 2005 EVERYTHING BUT THE PREGAME MEAL

COLLEGEPRESSBOX.COM is the official media website for FBS football. Access and download game notes, quotes, statistics, media guides, headshots, logos and more for each conference and its member institutions, postseason games, awards and the College Football Playoff. Register for access at collegepressbox.com/register.

MICHIGAN STATE: PAST AND PRESENT



INDIANA HOOSIERS

3-8, 1-7 B1G (Home: 3-3, Away: 0-4, Neutral: 0-1)

2023 STATISTICAL LEADERS

Passing	Brendan Sorsby . . . 118-of-206, 1,356 yds, 12 TD/2 INT Tayven Jackson . . . 78-of-128, 914 yds, 2 TD/5 INT
Rushing	Trent Howland . . . 68 for 317 yds, 2 TD Josh Henderson . . . 72 for 293 yds, 2 TD Donaven McCulley . . . 43 for 596 yds, 5 TD Jaylin Lucas . . . 33 for 235 yds, 2 TD DeQuee Carter . . . 25 for 357 yds, 2 TD Aaron Casey, LB . . . 98 tkls, 16.0 TFL, 5.5 sacks, 2 FF Louis Moore, DB . . . 77 tkls, 3 INT, 3 FF Andre Carter, DL . . . 44 tkls, 9.0 TFL, 2.0 sacks Aaron Casey, LB . . . 5.5 Lanell Carr Jr., OLB . . . 5.0
Tackles	
Sacks	Phillip Dunnam, DB . . . 3 Louis Moore, DB . . . 3 Chris Freeman, K . . . 52 pts Donaven McCulley, WR . . . 30 pts Jaylin Lucas, RB . . . 24 pts Brendan Sorsby, QB . . . 24 pts DeQuee Carter, WR . . . 14 pts
Interceptions	
Scoring	



PURDUE BOILERMAKERS

3-8, 2-6 B1G (Home: 2-4, Away: 1-4)

2023 STATISTICAL LEADERS

Passing	Hudson Card . . . 194-of-331, 2,112 yds, 12 TD/8 INT Ryan Brown . . . 12-of-16, 104 yds, 0 TD/2 INT Devin Mockabee . . . 154 for 769 yds, 6 TD Tyrone Tracy Jr. . . . 102 for 668 yds, 8 TD Deion Burks . . . 40 for 542 yds, 7 TD TJ Sheffield . . . 32 for 381 yds, 2 TD Garrett Miller . . . 29 for 237 yds, 2 TD Dillon Thieneman, DB . . . 98 tkls, 1.0 TFL, 4 INT, 2 FF Sanoussi Kane, DB . . . 76 tkls, 6.0 TFL, 6 PBU Kydran Jenkins, LB . . . 50 tkls, 14.0 TFL, 7.5 sacks Nic Scourton, LB . . . 8.0 Kydran Jenkins, LB . . . 7.5
Rushing	
Receiving	
Tackles	Dillon Thieneman, DB . . . 4 Cam Allen, DB . . . 2 Tyrone Tracy Jr., RB . . . 54 pts Deion Burks, WR . . . 44 pts Devin Mockabee, RB . . . 36 pts Ben Freehill, PK . . . 28 pts Hudson Card, QB . . . 24 pts
Sacks	
Interceptions	
Scoring	



NATIONAL RANKINGS

Indiana	NCAA Rank	Category	Purdue
Avg.	NCAA Rank	NCAA Rank	Avg.
331.4	102	Total Offense	74 373.6
120.3	104	Rushing Offense	53 168.3
211.1	85	Passing Yards Gained	90 205.4
21.4	105	Scoring Offense	93 22.9
384.4	77	Total Defense	76 384.2
152.8	69	Rushing Defense	49 141.3
231.5	74	Passing Yards Allowed	104 242.9
29.5	97	Scoring Defense	99 29.8
-0.18	81	Turnover Margin	91 -0.27
0.395	64	3rd Down Conversion Pct	89 0.366
0.385	110	4th Down Conversion Pct	113 0.37
0.806	82	Red Zone Offense	124 0.711
0.9	110	Red Zone Defense	89 0.86
215	80	First Downs Gained	71 221
227	85	First Downs Allowed	64 217
5.27	35	Fewest Penalties Per Game	76 6.18
29:39	74	Time of Possession	60 30:12
68.1	101	PFF Offensive Grade	103 67.3
75.7	99	PFF Defensive Grade	121 69.7
		PFF Special Teams Grade	

LAST MEETING

	1Q	2Q	3Q	4Q	F
	3	--	14	13	30
	7	--	--	9	16

GAME 12 \ NOVEMBER 26, 2022
MEMORIAL STADIUM \ BLOOMINGTON, INDIANA

1st	11:49	PUR	Fineran 29 yd field goal		
			8 plays, 57 yards, TOP 3:05		3-0
	11:02	IND	Lucas 71 yd run (Campbell kick)		
			2 plays, 74 yards, TOP 0:39		3-7
3rd	10:35	PUR	Durham 15 yd pass from O'Connell (Fineran kick)		
			8 plays, 82 yards, TOP 2:47		10-7
	06:06	PUR	Mockabee 27 yd run (Fineran kick)		
			9 plays, 82 yards, TOP 3:20		17-7
4th	11:06	IND	Campbell 28 yd field goal		
			10 plays, 73 yards, TOP 3:44		17-10
	09:38	PUR	Jones 60 yd pass from O'Connell (Fineran kick)		
			3 plays, 75 yards, TOP 1:28		24-10
	02:17	PUR	Trice 8 yd interception return (Fineran kick failed)		
			---		30-10
	00:00	IND	Henderson 9 yd pass from Bazalak		
			9 plays, 73 yards, TOP 2:10		30-16

	PUR	IND
First Down	20	26
Rushing Yards	22-100	44-215
Passing Yards	290	206
Att-Comp-Int	28-18-0	43-25-1
Total Offense	51-390	87-421
Fumble Returns-Yards	--	--
Punt Returns-Yards	--	3-8
Kickoff Returns-Yards	1-31	4-57
Interception Returns-Yards	1-8	--
Punt	6-41.7	3-47.0
Fumbles-Lost	--	1-0
Penalties-Yards	6-70	3-30
Possession Time	22:15	37:45
Third-Down Conversions	2 of 9	6 of 18
Fourth-Down Conversions	--	3 of 6
Red-Zone Scores-Chances	2-2	2-4
Sacks By: Number-Yards	3-20	3-25

RUSHING (Att-Yards): Purdue- Mockabee, Devin 15-101; Tracy Jr., Tyrone 1-3; Downing, Dylan 1-2; O'Connell, Aidan 5-minus 6. **Indiana-** Lucas, Jaylin 9-100; Shivers, Shaun 16-58; Henderson, Josh 9-51; Simmons, Emery 1-10; Williams II, Dexter 4-9; Bazalak, Connor 5-minus 13.

PASSING (Att-Comp-TD-Yards): Purdue- O'Connell, Aidan 18-29-0-290. **Indiana-** Bazalak, Connor 24-42-1-201; Williams II, Dexter 1-1-0-5.

RECEIVING (Rec-Yards): Purdue- Mockabee, Devin 5-58; Jones, Charlie 4-143; Durham, Payne 4-39; Sheffield, TJ 2-19; Sowinski, Andrew 1-21; Lewis, Kobe 1-9; Tracy Jr., Tyrone 1-1. **Indiana-** Henderson, Josh 5-35; Lucas, Jaylin 5-minus 1; Simmons, Emery 4-64; Holt-Bennett, M. 3-50; Barner, AJ 3-11; Bomba, James 2-11; McCulley, Donaven 1-23; Ray, McCall 1-10; Shivers, Shaun 1-3.

INTERCEPTIONS (INT-Yards): Purdue- Trice, Cory 1-8. **Indiana-** None.

FUMBLES (FR-Yards): Purdue- None. **Indiana-** Bazalak, Connor 1-0.

SACKS (UA-A): Purdue- Sullivan, Jack 0-1; Brothers, O.C. 1-0; Caraway, Nic 1-0; Jenkins, Kydran 0-1. **Indiana-** Bryant, Alfred 2-0; Elliott, Demarcus 1-0.

TACKLES (UA-A): Purdue- Trice, Cory 5-3; Graham, Jalen 4-4; Brothers, O.C. 5-2; Jenkins, Kydran 4-3; Kane, Sanoussi 3-4; Caraway, Nic 5-1; Taylor, Reese 3-2; Fakasieiki, Sem 3-2; Wahlberg, Jacob 3-2; Hampton, Bryce 2-3; Douglas, Kieren 2-2; Kpaka, Sulaiman 3-0; Allen, Cam 2-1; Sullivan, Jack 1-2; Stevens, Antonio 2-0; Johnson, Lawrence 1-1; Brevard, Cole 1-0; Brandt, Ryan 1-0; Downing, Dylan 1-0; Sydnor, Khordae 1-0; Brown, Jamari 1-0; Anderson, Joe 0-1; Freehill, Ben 0-1. **Indiana-** Turner, Kaiden 7-2; Fitzgerald, Bryant 3-2; Mullen, Tiawan 3-1; Matthews, Devon 3-1; Bryant, Alfred 3-0; Haynes, Jonathan 3-0; Pierre, Noah 2-1; Elliott, Demarcus 2-1; Casey, Jared 1-2; McCullough, Dasan 1-1; Head Jr., James 1-1; Nofogato'a, Sio 0-1; Sanguinetti, Josh 0-1; Moore, Louis 0-1; Jackson, Myles 0-1.

SERIES HISTORY

All-Time Purdue leads, 76-42-6
In Bloomington Purdue leads, 36-19-1
In West Lafayette Purdue leads, 40-23-5

Longest Indiana Win Streak 4 - Twice (1944-47; 2013-16)
Longest Purdue Win Streak 10 - 1948-57

Largest Margin of Victory 45 (52-7) - 1988
Largest Margin of Defeat 68 (0-68) - 1892

Most Points Scored 56 - 2013
Most Points Allowed 68 - 1892

Date	Winner - Score	Site	Date	Winner - Score	Site
11/26/2022	Purdue - 16-30	H	11/21/1959	Purdue, 7-10	H
11/27/2021	Purdue, 7-44	A	11/22/1958	Tied, 15-15	A
11/30/2019	Indiana, 44-41 (2OT)	A	11/23/1957	Purdue, 13-35	H
11/24/2018	Purdue, 21-28	H	11/23/1956	Purdue, 20-39	A
11/25/2017	Purdue, 24-31	A	11/19/1955	Purdue, 4-6	H
11/26/2016	Indiana, 26-24	H	11/20/1954	Purdue, 7-13	A
11/28/2015	Indiana, 54-36	A	11/21/1953	Purdue, 0-30	H
11/29/2014	Indiana, 23-16	H	11/22/1952	Purdue, 16-21	A
11/30/2013	Indiana, 56-36	H	11/24/1951	Purdue, 13-11	H
11/24/2012	Purdue, 35-56	A	11/25/1950	Purdue, 0-13	A
11/26/2011	Purdue, 25-33	H	11/19/1949	Purdue, 6-14	A
11/27/2010	Indiana, 34-31 (OT)	A	11/20/1948	Purdue, 0-39	A
11/21/2009	Purdue, 21-38	H	1947	Indiana, 16-14	H
11/22/2008	Purdue, 10-62	A	1946	Indiana, 34-20	A
11/17/2007	Indiana, 17-24	H	1945	Indiana, 26-0	H
11/18/2006	Purdue, 19-28	A	1944	Indiana, 14-6	A
11/19/2005	Purdue, 14-41	H	1943	Purdue, 0-7	H
11/20/2004	Purdue, 24-63	A	1942	Indiana, 20-0	A
11/22/2003	Purdue, 16-24	H	1941	Indiana, 7-0	H
11/23/2002	Purdue, 10-34	A	1940	Indiana, 3-0	A
11/24/2001	Indiana, 13-7	H	1939	Purdue, 6-7	H
11/18/2000	Purdue, 13-41	A	1938	Purdue, 6-13	A
11/20/1999	Purdue, 24-30	H	1937	Purdue, 7-13	H
11/21/1998	Purdue, 7-52	A	1936	Tied, 20-20	A
11/22/1997	Purdue, 7-56	H	1935	Indiana, 7-0	H
11/23/1996	Indiana, 33-16	A	1934	Indiana, 17-9	H
11/24/1995	Purdue, 14-51	H	1933	Purdue, 3-16	A
11/19/1994	Indiana, 33-29	A	1932	Purdue, 7-25	A
11/20/1993	Indiana, 24-17	H	1931	Purdue, 0-19	H
11/21/1992	Purdue, 10-13	A	1930	Indiana, 7-6	A
11/23/1991	Indiana, 24-22	H	1929	Purdue, 0-32	H
11/24/1990	Indiana, 28-14	A	1928	Purdue, 0-14	A
11/25/1989	Purdue, 14-15	H	1927	Purdue, 6-21	H
11/21/1988	Indiana, 52-7	A	1926	Purdue, 14-24	A
11/21/1987	Indiana, 35-14	H	1925	Tied, 0-0	H
11/22/1986	Purdue, 15-17	A	1924	Purdue, 7-26	A
11/23/1985	Purdue, 21-34	H	1923	Indiana, 3-0	H
11/17/1984	Purdue, 24-31	A	1922	Tied, 7-7	A
11/19/1983	Purdue, 30-31	H	1921	Indiana, 3-0	H
11/20/1982	Indiana, 13-7	A	1920	Indiana, 10-7	A
11/21/1981	Indiana, 20-17	H	1917	Indiana, 37-0	H
11/22/1980	Purdue, 23-24	A	1916	Tied, 0-0	A
11/17/1979	Purdue, 21-37	H	1915	Purdue, 0-7	H
11/25/1978	Purdue, 7-20	A	1914	Purdue, 13-23	A
11/19/1977	Indiana, 21-10	H	1913	Purdue, 7-42	H
11/20/1976	Indiana, 20-14	A	11/23/1912	Purdue, 7-34	A
11/22/1975	Purdue, 7-9	H	1911	Purdue, 5-12	H
11/23/1974	Purdue, 17-38	A	1910	Indiana, 15-0	A
11/24/1973	Purdue, 23-28	H	1909	Indiana, 36-3	A
11/25/1972	Purdue, 7-42	A	1908	Indiana, 10-4	A
11/20/1971	Indiana, 38-31	H	1905	Tied, 11-11	A
11/21/1970	Purdue, 0-40	A	1904	Purdue, 0-4	A
11/22/1969	Purdue, 21-44	H	1902	Purdue, 0-39	A
11/23/1968	Purdue, 35-38	A	1901	Indiana, 11-6	H
11/25/1967	Indiana, 19-14	H	1900	Indiana, 24-5	H
11/19/1966	Purdue, 6-51	A	1899	Indiana, 17-5	H
11/20/1965	Purdue, 21-26	H	1898	Purdue, 0-14	A
11/21/1964	Purdue, 22-28	A	1897	Purdue, 6-20	A
11/30/1963	Purdue, 15-21	H	1894	Purdue, forfeit	H
11/17/1962	Indiana, 12-7	A	1893	Purdue, 0-84	H
11/25/1961	Purdue, 12-34	H	1892	Purdue, 0-68	H
11/19/1960	Purdue, 6-35	A	1891	Purdue, 0-60	H

THE OLD OAKEN BUCKET

ALL-TIME RESULTS

Date	Winner	IU	PU	H/A	Date	Winner	IU	PU	H/A
11/26/22	Purdue	16	30	H	1939	Purdue	6	7	H
11/27/21	Purdue	7	44	A	1938	Purdue	6	13	A
11/30/19	2OT Indiana	44	41	A	1937	Purdue	7	13	H
11/24/18	Purdue	21	28	H	1936	Tied	20	20	A
11/25/17	Purdue	24	31	A	1935	Indiana	7	0	H
11/26/16	Indiana	26	24	H	1934	Indiana	17	6	A
11/28/15	Indiana	54	36	A	1933	Purdue	3	19	H
11/29/14	Indiana	23	16	H	1932	Purdue	7	25	A
11/30/13	Indiana	56	36	H	1931	Purdue	0	19	H
11/24/12	Purdue	35	56	A	1930	Indiana	7	6	A
11/26/11	Purdue	25	33	H	1929	Purdue	0	32	H
11/27/10	OT Indiana	34	31	A	1928	Purdue	0	14	A
11/21/09	Purdue	21	38	H	1927	Purdue	6	21	H
11/22/08	Purdue	10	62	A	1926	Purdue	14	24	A
11/17/07	Indiana	27	24	H	1925	Tied	0	0	H
11/18/06	Purdue	19	28	A	1924	^ Purdue	7	26	A
11/19/05	Purdue	14	41	H	1923	^ Indiana	3	0	H
11/20/04	Purdue	24	63	A	1922	^ Tied	7	7	A
11/22/03	Purdue	16	24	H	1921	^ Indiana	3	0	H
11/23/02	Purdue	10	34	A	1920	^ Indiana	10	7	A
11/24/01	Indiana	13	7	H	1917	^ Indiana	37	0	H
11/18/00	Purdue	13	41	A	1916	^ Tied	0	0	A
11/20/99	Purdue	24	30	H	1915	^ Purdue	0	7	H
11/21/98	Purdue	7	52	A	1914	^ Purdue	13	23	A
11/22/97	Purdue	7	56	H	1913	^ Purdue	7	42	H
11/23/96	Indiana	33	16	A	11/23/12	^ Purdue	7	34	A
11/24/95	Purdue	14	51	H	1911	^ Purdue	5	12	H
11/19/94	Indiana	33	29	A	1910	^ Indiana	15	0	A
11/20/93	Indiana	24	17	H	1909	^ Indiana	36	3	A
11/21/92	Purdue	10	13	A	1908	^ Indiana	10	4	A
11/23/91	Indiana	24	22	H	1905	^ Tied	11	11	A
11/24/90	Indiana	28	14	A	1904	^ Purdue	0	4	A
11/25/89	Purdue	14	15	H	1902	^ Purdue	0	39	A
11/21/88	Indiana	52	7	A	1901	^ Indiana	11	6	H
11/21/87	Indiana	35	14	H	1900	^ Indiana	24	5	H
11/22/86	Purdue	15	17	A	1899	^ Indiana	17	5	H
11/23/85	Purdue	21	34	H	1898	^ Purdue	0	14	A
11/17/84	Purdue	24	31	A	1897	^ Purdue	6	20	A
11/18/83	Purdue	30	31	H	1894	#^ Purdue	--	--	H
11/20/82	Indiana	13	7	A	1893	^ Purdue	0	64	H
11/21/81	Indiana	20	17	H	1892	^ Purdue	0	68	H
11/22/80	Purdue	23	24	A	1891	^ Purdue	0	60	H
11/17/79	Purdue	21	37	H					
11/25/78	Purdue	7	20	A					
11/19/77	Indiana	21	10	H					
11/20/76	Indiana	20	14	A					
11/22/75	Purdue	7	9	H					
11/23/74	Purdue	17	38	A					
11/24/73	Purdue	23	28	H					
11/25/72	Purdue	7	42	A					
11/20/71	Indiana	38	31	H					
11/21/70	Purdue	0	40	A					
11/22/69	Purdue	21	44	H					
11/23/68	Purdue	35	38	A					
11/25/67	Indiana	19	14	H					
11/19/66	Purdue	6	51	A					
11/20/65	Purdue	21	26	H					
11/21/64	Purdue	22	28	A					
11/30/63	Purdue	15	21	H					
11/17/62	Indiana	12	7	A					
11/25/61	Purdue	12	34	H					
11/19/60	Purdue	6	35	A					
11/21/59	Purdue	7	10	H					
11/22/58	Tied	15	15	A					
11/23/57	Purdue	13	35	H					
11/23/56	Purdue	20	39	A					
11/19/55	Purdue	4	6	H					
11/20/54	Purdue	7	13	A					
11/21/53	Purdue	0	30	H					
11/22/52	Purdue	16	21	A					
11/24/51	Purdue	13	21	H					
11/25/50	Purdue	0	13	A					
11/19/49	Purdue	6	14	H					
11/20/48	Purdue	0	39	A					
1947	Indiana	16	14	H					
1946	Indiana	34	20	A					
1945	Indiana	26	0	H					
1944	Indiana	14	6	A					
1943	Purdue	0	7	H					
1942	Indiana	20	0	A					
1941	Indiana	7	0	H					
1940	Indiana	3	0	A					

- Game forfeited to Purdue
 ^ - Games played prior to Old Oaken Bucket

THE ORIGINS

The symbol of football supremacy between Indiana and Purdue, the Old Oaken Bucket, has become one of the nation's most recognized and famed trophies in its 98 years of spirited rivalry.

Both institutions had been meeting on the football field since 1891 when the Indiana and Purdue Alumni Clubs of Chicago held a joint meeting in 1925 to "discuss the possibility of undertaking a worthy joint enterprise on behalf of the two schools."

Dr. Clarence Jones proposed the creation of a traditional football trophy to go to the winner of the annual clash. Dr. Jones and Russel Gray of Purdue were appointed to recommend a suitable trophy by J. Frank Lindsey, (Indiana, class of 1913), who was elected chairman of the joint committee.

At a later meeting they recommended "an old oaken bucket as the most typical Hoosier form of trophy, that the bucket should be taken from some well in Indiana, and that a chain to be

made of bronze block "I" and "P" letters should be provided for the bucket.

The school winning the traditional football game each year should have possession of the 'Old Oaken Bucket' until the next game and should attach the block letter representing the winning school to the bail with the score engraved on the latter link."

Fritz Ernst of Purdue and Wiley J. Huddle of Indiana were given the task of finding the bucket. They located it on the old Bruner Farm between Kent and Hanover in southern Indiana.

The region had been settled by the Bruner family in the 1840s, which makes today's bucket around 180 years of age.

Excellent repair work put the bucket, moss and mold-covered with some staves showing signs of decay, into good shape for its initial appearance, which ended in a 0-0 tie in 1925.

MOST PLAYED FBS RIVALRIES

Gms	Series	Last Result
1.	131* Minnesota-Wisconsin	2022 - UM, 23-16
2.	128 Auburn-Georgia	2023 - UGA, 27-20
	128 North Carolina-Virginia	2023 - UVA, 31-27
4.	127 Cincinnati-Miami (Ohio)	2023 - MU 31-24
5.	126* Oregon-Oregon State	2022 - OSU, 38-34
	126 Cal-Stanford	2023 - Cal, 27-15
7.	124* Indiana-Purdue	2022 - PU, 30-16
8.	123* Army-Navy	2022 - Army, 20-17 2OT
9.	121 Kansas-Kansas State	2023 - KSU, 31-27
10.	120^ Kansas-Missouri	2011 - UM, 24-10

* - Yet to be played in 2023 | ^ - Not scheduled in 2023

SERIES SUPERLATIVES

SERIES RECORD

Overall Series	PU leads 76-42-6
In Bloomington	PU leads 35-19-1
In West Lafayette	PU leads 40-23-5
Old Oaken Bucket Game (1925-)	PU leads 62-32-3

MOST POINTS

Indiana	56 - 2013
IU at Home	56 - 2013
IU on the Road	54 - 2015
Purdue	68 - 1892
PU at Home	68 - 1892
PU on the Road	56 - 1997

MARGIN OF VICTORY

Indiana	45 (52-7) - 1988
IU at Home	37 (37-0) - 1917
IU on the Road	45 (52-7) - 1988
Purdue	68 (0-68) - 1892
PU at Home	68 (0-68) - 1892
PU on the Road	49 (7-56) - 1997

TOP RUSHING PERFORMANCES

1.	Otis Armstrong, Purdue, 1972	276
2.	Mike Alstott, Purdue, 1995	264
3.	Alex Smith, Indiana, 1994	245
4.	Lonnie Johnson, Indiana, 1980	220
5.	Markell Jones, Purdue, 2017	217
6.	Courtney Snyder, Indiana, 1975	211
7.	Montrell Lowe, Purdue, 2000	208
8.	Harry Isenbarger, Purdue, 1948	197
9.	Darrick Burnett, Indiana, 1977	195
10.	Mel Gray, Purdue, 1983	176
11.	Akeem Hunt, Purdue, 2014	171
12.	Otis Armstrong, Purdue, 1970	168
13.	Anthony Thompson, Indiana, 1988	167
14.	John Isenbarger, Indiana, 1969	165
15.	Alex Smith, Indiana, 1996	164
	Zander Horvath, Purdue, 2019	164

TOP PASSING PERFORMANCES

1.	Kyle Orton, Purdue, 2004	522
2.	Danny Etling, Purdue, 2013	485
3.	Curtis Painter, Purdue, 2008	448
4.	Aidan O'Connell, Purdue, 2019	408
5.	Richard Lagow, Indiana, 2017	373
6.	Nate Sudfeld, Indiana, 2015	350
7.	Cameron Coffman, Indiana, 2012	348
	Robert Marve, Purdue, 2012	348
9.	Peyton Ramsey, Indiana, 2018	345
10.	Jay Rodgers, Indiana, 1997	342
11.	Peyton Ramsey, Indiana, 2019	337
12.	Austin Appleby, 2015	332
13.	Ben Chappell, Indiana, 2010	330
14.	Antwaan Randle El, Indiana, 1999	329
15.	Mark Herrmann, Purdue, 1980	323

TOP RECEIVING PERFORMANCES

1.	Kyle Ingraham, Purdue, 2004	209
2.	Brian Alford, Purdue, 1996	162
3.	Cliff Benson, Purdue, 1982	159
4.	Danny Anthorp, Purdue, 2013	151
	James Hardy, Indiana, 2006	151
	John Standeford, Purdue, 2003	151
7.	Leroy Keyes, Purdue, 1968	149
8.	Dave Young, Purdue, 1980	148
9.	Jason Spear, Indiana, 1997	147
10.	Charlie Jones, Purdue, 2022	143
11.	Brycen Hopkins, Purdue, 2019	142
12.	Rondale Moore, Purdue, 2018	141
13.	Duane Gunn, Indiana, 1983	140
14.	Taylor Stubblefield, Purdue, 2004	138
	Whop Pilyor, Indiana, 2019	138



BIG TEN BRIEFING

B1G STANDINGS

EAST DIVISION

	B1G	PCT.	H	A	DIV	STREAK	OVERALL	PCT.	HOME	AWAY	NTRL	STREAK
Michigan	8-0	1.000	3-0	5-0	5-0	W8	11-0	1.000	6-0	5-0	0-0	W11
Ohio State	8-0	1.000	4-0	4-0	5-0	W8	11-0	1.000	6-0	5-0	0-0	W11
Penn State	6-2	.750	3-1	3-1	3-2	W1	9-2	.818	6-1	3-1	0-0	W1
Maryland	3-5	.375	1-3	2-2	2-3	L1	6-5	.545	4-3	2-2	0-0	L1
Rutgers	3-5	.375	2-1	1-4	2-3	L3	6-5	.545	5-1	1-4	0-0	L3
Michigan State	2-6	.250	1-2	1-4	1-4	W1	4-7	.364	3-3	1-4	0-0	W1
Indiana	1-7	.125	1-3	0-4	0-6	L2	3-8	.273	3-3	0-4	0-1	L2

WEST DIVISION

	B1G	PCT.	H	A	DIV	STREAK	OVERALL	PCT.	HOME	AWAY	NTRL	STREAK
Iowa &	6-2	.750	4-1	2-1	4-1	W3	9-2	.818	6-1	3-1	0-0	W3
Northwestern	4-4	.500	3-2	1-2	3-2	W2	6-5	.545	5-2	1-3	0-0	W2
Wisconsin	4-4	.500	2-3	2-1	3-2	W1	6-5	.545	4-3	2-2	0-0	W1
Nebraska	3-5	.375	2-2	1-3	3-2	L3	5-6	.455	4-2	1-4	0-0	L3
Minnesota	3-5	.375	2-2	1-3	2-3	L3	5-6	.455	4-2	1-4	0-0	L3
Illinois	3-5	.375	1-3	2-2	1-4	L1	5-6	.455	3-3	2-3	0-0	L1
Purdue	2-6	.250	2-2	0-4	2-4	L1	3-8	.273	2-4	1-4	0-0	L1

& - Clinched B1G West Division

THIS WEEK IN THE B1G

Friday, Nov. 24		
Iowa at Nebraska	Noon	CBS
Penn State at Michigan State	7:30 p.m.	NBC

Saturday, Nov. 18		
Ohio State at Michigan	Noon	FOX
Indiana at Purdue	Noon	BTN
Maryland at Rutgers	3:30 p.m.	BTN
Northwestern at Illinois	3:30 p.m.	BTN
Wisconsin at Minnesota	3:30 p.m.	FS1

Saturday, Dec. 2		
Big Ten Football Championship Game		
Iowa vs. Michigan/Ohio State	8 p.m.	FOX

All Times ET

NCAA/BIG TEN RANKINGS SUMMARY

TEAM RANKINGS

OFFENSE	NCAA	B1G	TOTAL
3rd Down Conversion Pct	64	7	.395
4th Down Conversion Pct	110	11	.385
Completion Percentage	83	9	.589
First Downs Offense	80	8	215
Fumbles Lost	95	9	8
Passes Had Intercepted	32	6	7
Passing Offense	85	6	211.1
Passing Yards per Completion	80	7	11.73
Red Zone Offense	82	12	.806
Rushing Offense	104	10	120.3
Sacks Allowed	70	8	2.09
Scoring Offense	105	9	21.4
Tackles for Loss Allowed	64	8	5.55
Team Passing Efficiency	84	7	127.54
Total Offense	102	8	331.4
Turnovers Gained	90	10	13
DEFENSE	NCAA	B1G	TOTAL
3rd Down Conversion Pct Defense	45	7	.366
4th Down Conversion Pct Defense	55	6	.500
Defensive TDs	52	4	1
First Downs Defense	85	11	227
Fumbles Recovered	114	12	3
Passes Intercepted	42	6	10
Passing Yards Allowed	74	13	231.5
Red Zone Defense	110	12	.900
Rushing Defense	69	13	152.8
Scoring Defense	97	13	29.5
Team Passing Efficiency Defense	97	14	140.71
Team Sacks	98	13	1.73
Team Tackles for Loss	83	8	5.40
Total Defense	77	14	384.4
Turnovers Lost	61	7	15
SPECIAL TEAMS	NCAA	B1G	TOTAL
Blocked Kicks	53	5	1
Blocked Kicks Allowed	110	12	3
Blocked Punts	--	--	--
Blocked Punts Allowed	73	7	1
Kickoff Return Defense	70	9	20.21
Kickoff Returns	67	8	20.13
Net Punting	37	6	40.11
Punt Return Defense	66	11	7.50
Punt Returns	121	13	2.91
TEAM	NCAA	B1G	TOTAL
Fewest Penalties	36	7	58
Fewest Penalties Per Game	35	7	5.27
Fewest Penalty Yards	56	10	537
Fewest Penalty Yards Per Game	56	10	48.82
Time of Possession	74	8	29:39
Turnover Margin	81	9	(-0.18)
Winning Percentage	108	13	.273

INDIVIDUAL RANKINGS

OFFENSE	NAME	NCAA	B1G	TTL	--DEFENSE	NAME	NCAA	B1G	TTL
All Purpose	Jaylin Lucas	131	9	84.09	Forced Fumbles	Louis Moore	14	1	0.27
Completion Percentage	Brendan Sorsby	88	8	.573	Fumbles Recovered	Josh Sanguinetti	17	2	2
Completions Per Game	Brendan Sorsby	87	7	13.11		Jared Casey	91	13	1
Passing Efficiency	Brendan Sorsby	73	6	129.9	Interceptions Per Game	Phillip Dunnam	48	7	0.3
Passing TDs	Brendan Sorsby	72	7	12		Louis Moore	48	7	0.3
Passing Yards	Brendan Sorsby	107	10	1,356		Josh Sanguinetti	142	16	0.2
Passing Yards Per Game	Brendan Sorsby	89	8	150.7	Passes Defended	--	--	--	--
Passing Yards per Completion	Brendan Sorsby	68	6	11.49	Sacks	Aaron Casey	77	9	0.50
Receiving TDs	Donaven McCulley	88	7	5		Lanell Carr Jr.	103	14	0.45
Receiving Yards	Donaven McCulley	111	9	596	Solo Tackles	Aaron Casey	2	1	6.2
Receiving Yards Per Game	Donaven McCulley	114	10	54.2	Tackles For Loss	Aaron Casey	9	1	1.5
Receptions Per Game	Donaven McCulley	123	9	3.90	Total Interceptions	Phillip Dunnam	37	7	3
Rush Yards Per Carry	Brendan Sorsby	138	16	2.52		Louis Moore	37	7	3
Rushing TDs	Brendan Sorsby	165	12	4	Total Tackles	Aaron Casey	32	5	8.8
Rushing Yards	--	--	--	--		Louis Moore	102	11	7.0
Rushing Yards Per Game	--	--	--	--		Jacob Mangum-Farrar	319	28	5.2
Total Offense	Brendan Sorsby	88	7	178.1		Phillip Dunnam	467	46	4.5
Yards per Pass Attempt	Brendan Sorsby	83	5	6.58					
Yards per Reception	Omar Cooper Jr.	107	6	14.83					
	Dequee Carter	126	10	14.28					
	Donaven McCulley	146	12	13.86					
SCORING	NAME	NCAA	B1G	TTL	SPECIAL TEAMS	NAME	NCAA	B1G	TTL
Points Responsible For	Brendan Sorsby	82	6	98	Blocked Kicks	--	--	--	--
Points Responsible For Per Game	Brendan Sorsby	66	6	10.9	Combined Kick Returns	Jaylin Lucas	25	1	425
Scoring	--	--	--	--	Field Goal Percentage	Chris Freeman	91	10	.692
Total Points Scored	--	--	--	--	Field Goals Per Game	Chris Freeman	96	11	0.82
Total Touchdowns	--	--	--	--	Kickoff Return TDs	--	--	--	--
					Kickoff Returns	Jaylin Lucas	22	3	22.8
					Punt Return TDs	--	--	--	--
					Punt Returns	--	--	--	--
					Punting	James Evans	14	2	45.8

TEAM NOTES

L-E-O EQUATES TO W-I-N

Indiana head coach **Tom Allen** collected his 30th career win as the frontman for the Hoosiers at Michigan State in 2022 to join a select group of IU head coaches in the program's history.

Over his first five seasons, Allen's 26 wins tied for the most by a Hoosier head coach with the program's all-time winningest coach, **Bill Mallory**.

Allen is now tied for No. 5 on the all-time list at 33 career victories. Next on the list is **James M. Sheldon**'s 35 wins from 1905-13.

Overall Wins	Head Coach	Years	First Five Seasons
69	Bill Mallory	1984-96	26
63	Alvin "Bo" McMillin	1934-47	18
41	Lee Corso	1973-82	15
35	James M. Sheldon	1905-13	21
33	Tom Allen	2016-present	26
33	James H. Horne	1898-1904	23
31	John Pont	1965-72	22

PRO FOOTBALL VENUES

The Week 3 contest versus Louisville at Lucas Oil Stadium, home of the NFL's Indianapolis Colts, marked the 26th game played inside an NFL stadium in program history.

Of those 26 games, five of those games have been played in the Indianapolis Colts home venue. IU played two games in the Hoosier/RCA Dome (1984, 2000) and has played in Lucas Oil Stadium three times (2011, 2019, 2023).

Games	Years	Venue (Location)
12	1982, 84, 86, 87, 90	Metrodome (Minneapolis)
	92, 93, 97, 99, 2003, 06, 08	
3	2011, 19, 23	Lucas Oil Stadium (Indianapolis)
2	1984, 2000	Hoosier/RCA Dome (Indianapolis)
2	1987, 90	Fulton County Stadium (Atlanta)
1	1939	Polo Grounds (New York City)
	1979	San Diego Stadium
	2010	FedEx Field (Landover, Md.)
	2012	Gillette Stadium (Foxboro, Mass.)
	2016	Levi's Stadium (Santa Clara, Calif.)
	2019	TIAA Bank Field (Jacksonville, Fla.)
	2020	Raymond James Stadium (Tampa, Fla.)

Indiana has won seven games in professional stadiums and won its 2019 trip to Lucas Oil Stadium with a 34-24 victory over Ball State under head coach **Tom Allen**.

OVERTIME RECORD

Indiana played its 16th overtime contest all-time during Week 11 at Illinois and second in 2023. The Hoosiers are 8-8 all-time in overtime contests.

The four overtime contest with the Zips is the longest game in program history and IU played two overtime games for the third time in program history (2015, 2022, 2023) and second straight season.

Of the 16 overtime contests, seven of them have gone multiple overtimes. Six of those are double overtime games, while the Week 4 four overtime game is the other.

Versus the Zips, Indiana and Akron both scored touchdowns in the first overtime and kicked field goals in the second extra period. Neither team converted the two-point conversion play in the third overtime.

In the fourth overtime, **Tayven Jackson** found **DeQuece Carter** on IU's conversion attempt to start the period. The IU defense then forced an incompletion on Akron's attempt to earn the win.

Head coach **Tom Allen** is 5-2 all-time in overtime contests, with those five wins a part of his 14 victories in games decided by eight points or fewer.

OFFENSE OFF THE GROUND IN HAPPY VALLEY

In Week 9 at Penn State, the Indiana offense enjoyed one of its best performances in 2023. The Hoosiers scored 24 points, the most through nine weeks against statistically the then-FBS top-ranked defense.

The three passing touchdowns against the Nittany Lions were more in a single game than they had allowed all season entering the game (2) and the 269 yards passing were the second most allowed by PSU through nine weeks.

Brendan Sorsby found **DeQuece Carter** for a 90-yard touchdown pass in the first quarter to mark the fifth offensive scoring play in program history of 90-plus yards (3 passing, 2 rushing).

The 90-yard touchdown pass was the longest touchdown play from scrimmage since 1993 at Penn State, a 99-yard completion from **John Paci** to **Thomas Lewis**.

In the second quarter, Sorsby hit **Donaven McCulley** on a 6-yard pass that turned into a 69-yard touchdown.

The two touchdown passes of 60-plus yards marked the first game since at least 1996 that Indiana passes for two 60-plus yard touchdowns. It is the first time with two 60-plus yard offensive touchdowns in the same game since 2014 (at Iowa). The contest with the Hawkeyes featured two touchdown runs of 60-plus yards by **Tevin Coleman** (83 yards, 1st quarter; 69 yards, 4th quarter).

SQUAD GOALS: INDIANA STATE EDITION

Against Indiana State on Sept. 8, the Indiana football program accomplished some things it hadn't done in a while and put some numbers among the program's top 10 in school history.

- Defense:**
- Allowed just 93 yards of total offense, which are the second fewest yards allowed by an Indiana defense since at least 1996. The fewest yards of total offense allowed by a Hoosier defense is 75 yards versus Rutgers in 2019.
 - The 21 passing yards allowed are the third fewest allowed by Indiana since at least 1996. IU allowed zero passing yards against Charleston Southern in 2017 and one yard to Rutgers in 2019.
 - Held Indiana State to just eight first downs in the game, its fewest in a game since it allowed six to Rutgers in 2019. It is the fifth time since at least 1996 that Indiana allowed eight-or-fewer first downs in a game.
- Offense:**
- The offense gained 33 first downs tied for No. 10 all-time in a single game in program history and were the most since 35 at Western Kentucky in 2021.
 - With 558 yards of total offense, it marked the eighth time under head coach **Tom Allen** the offense gained at least 500 yards of total offense and the first since Western Kentucky in 2021.
 - The 340 yards (116 rushing; 224 passing) of total offense in the first half are the most in a half since it gained 351 yards (100 rushing; 251 passing) at Rutgers in 2016.
 - Five Indiana rushing touchdowns were the most by an IU team since it had six against Maryland in 2016. The five rushing touchdowns are the most by a Allen coached team.
 - Indiana converted 12 of the 16 third down attempts in the game, its most in a single game since 2013. Indiana converted 16 of 18 attempts that season against Purdue. IU also converted 12 third down conversions at Cincinnati in 2022.

#PROIU

Indiana are again well represented in the National Football League as 15 former Hoosiers are part of NFL organizations.

Of the 15 Hoosiers, 12 of those played for head coach Tom Allen, with **Luke Haggard**, **Cam Jones**, **Tiawan Mullen** and **Jaylin Williams** all entering their first NFL seasons.

The longest tenured Hoosier in the NFL is Saffold, who will be in his 14th season (missed 2019 due to injury) in 2023 after the Jets added him in Week 9. **Dan Feeney** (7th), **Nate Sudfeld** (7th) and **Ian Thomas** (6th) have all spent at least five seasons in the NFL. **Nick Westbrook-Ikhine** begins his fourth season with the Tennessee Titans.

Ryder Anderson *	New York Giants
Dan Feeney	Chicago Bears
Luke Haggard *	Tampa Bay Buccaneers
Peyton Hendershot	Dallas Cowboys
Caleb Jones	Green Bay Packers
Cam Jones	Kansas City Chiefs
Raheem Layne	Los Angeles Chargers
Marcelino McCrary-Ball *	New York Jets
Micah McFadden	New York Giants
Tiawan Mullen *	Philadelphia Eagles
Rodger Saffold *	New York Jets
Nate Sudfeld ^	Detroit Lions
Ian Thomas	Carolina Panthers
Nick Westbrook-Ikhine	Tennessee Titans
Jaylin Williams *	Minnesota Vikings

* - Practice Squad | ^ - Injured Reserve

AT THE START

Opponent	Coin Toss	Choice	IU 1st Drive	Opponent 1st Drive	Game Captains
OHIO STATE	Ohio State	Defer - IU Received	3-and-Out	Touchdown	Andre Carter, Aaron Casey, Mike Katic, Noah Pierre
INDIANA STATE	Indiana	Defer - ISU Received	Touchdown	3-and-Out	Cam Camper, Andre Carter, Aaron Casey, Noah Pierre
vs. Louisville	Louisville	Defer - IU Received	Punt	Missed FG	Andre Carter, Mike Katic, Noah Pierre
AKRON	Akron	Defer - IU Received	3-and-Out	Interception	Andre Carter, Aaron Casey, Mike Katic, Noah Pierre
at Maryland	Indiana	Defer - UMD Received	Field Goal	Touchdown	Andre Carter, Aaron Casey, Mike Katic, Noah Pierre
at Michigan	Michigan	Defer - IU Received	3-and-Out	3-and-Out	Andre Carter, Aaron Casey, Mike Katic, Noah Pierre
RUTGERS	Rutgers	Defer - IU Received	Touchdown	Touchdown	Andre Carter, Aaron Casey, Mike Katic, Noah Pierre
at Penn State	Penn State	Defer - IU Received	3-and-Out	Punt	Cam Camper, Andre Carter, Aaron Casey, Mike Katic
WISCONSIN	Wisconsin	Defer - IU Received	Touchdown	Down	Andre Carter, Aaron Casey, Mike Katic
at Illinois	Indiana	Defer - ILL Received	3-and-Out	3-and-Out	Andre Carter, Aaron Casey, Mike Katic
MICHIGAN STATE	Indiana	Defer - MSU Received	Punt	Touchdown	Andre Carter, Aaron Casey, Mike Katic, Noah Pierre
at Purdue					

ONE-SCORE SQUAD

Over head coach **Tom Allen's** tenure, Indiana has played 33 games decided by eight-or-fewer points, including five during the 2023 season. His resume features 14 wins, including three wins in each of the 2022, 2019 and 2018 seasons.

The first in 2023 was a comeback attempt that fell just short, 21-14, versus Louisville at Lucas Oil Stadium in Week 3. In Week 4, Indiana scored won a four overtime contest over Akron in the second one possession game of the season. Week 10 featured a 20-14 victory over Wisconsin, before a Week 11 setback in overtime at Illinois, 48-45.

The Week 12 matchup with Michigan State for the Old Brass Spittoon again came down to the final moments, before MSU won 24-21.

In 2022, Indiana played five one possession games to mark its most since it played six during the 2018 season. The Hoosiers finished 3-2 in those games, including a 39-31 double-overtime victory at Michigan State to win the Old Brass Spittoon.

YOUTH MOVEMENT

Indiana was among the youngest programs nationally in terms of experience on the roster and on the field entering 2023. In a list compiled by the University of Colorado, Indiana ranked third among Power 5 programs and 11th overall in the FBS in total scholarship newcomers with 36 (24 transfer, 12 freshmen).

Indiana was one of eight programs that return single-digit starters and return the fourth fewest starts among offense and defense.

Fewest Starters Returning (offense and defense)

Colorado	3
Stanford	5
New Mexico	6
Indiana, Liberty	8
Old Dominion, Texas State, South Carolina	

Fewest Combined Starts Returning (offense and defense)

Colorado	36
Florida	115
Texas State	123
Indiana	136
Arizona State	139

FRIDAY NIGHT LIGHTS

Parents, students and fans all remember those Friday nights sitting in the stands at local high schools around the country and **Tom Allen** once roamed the high school sidelines in Indiana as a prep head coach.

In 2023, for the third time in his tenure as IU's head coach, Allen walked the sidelines coaching a college game in victory over Indiana State. It marked the sixth time in program history that IU played on a Friday night.

The first Friday night game at Memorial Stadium came in 1995 in a battle for the Old Oaken Bucket and was the only Friday night game on IU's campus until 2022 versus Illinois.

Date	Opponent	Score
Sept. 8, 2023	Indiana State	W, 41-7
Sept. 2, 2022	Illinois	W, 23-20
Oct. 26, 2018	at Minnesota	L, 31-38
Sept. 2, 2005	at Central Michigan	W, 20-13
Nov. 24, 1995	Purdue	L, 14-51
Oct. 16, 1987	at Minnesota	W, 18-17

The first non-Saturday contest in IU history was against border rival Kentucky on Thursday, November 30, 1893. The two teams played to a 24-24 tie in Lexington.

In all, Indiana holds an 10-3-1 mark in non-Saturday games in program history with a 4-2 mark on Friday nights.

PORTAL POWER

After bringing in 12 transfers with Division I experience in 2022, head coach **Tom Allen's** roster features 21 Division I transfers (18 FBS, 3 FCS) for the 2023 season. That list includes 13 defensive players and eight players on the offensive side of the ball. (**bold denotes** appeared in a game in 2023)

Bradley Archer, TE (Stanford)
Philip Bliidi, DL (Texas Tech)
 Noah Bolticoff, OL (TCU)
Marcus Burris Jr., DL (Texas A&M)
Lanell Carr Jr., OLB (West Virginia)
Andre Carter, DL (Western Michigan)
DeQuee Carter, WR (Fordham)
 Drew Evans, OL (Wisconsin)
Robby Harrison, DL (Arizona State)
Tayven Jackson, QB (Tennessee)
Jamier Johnson, DB (Texas)
Anthony Jones, OLB (Oregon)
 Trey Laing, OLB (Southern)
Max Longman, OL (UMass)
Jacob Mangum-Farrar, LB (Stanford)
 Darryl Minor Jr., LB (UTEP)
Kobee Minor, DB (Texas Tech)
Joshua Rudolph, LB (Austin Peay)
Nic Toomer, DB (Stanford)
Christian Turner, RB (Wake Forest)
E.J. Williams Jr., WR (Clemson)

In addition to the Division I transfers, two more transfers came from the junior college ranks.

JoJo Johnson, DB (Iowa Western C.C.)
Tyrik McDaniel, DB (Independence C.C.)

Of the 23 total scholarship transfers, 17 appeared in the season opener versus Ohio State and 19 have appeared in a game in 2023. Eleven transfers have started at least one game in 2023, as well.

SCHOLARSHIP SURPRISES

Fall camp is usually filled with new experiences, fresh faces and anticipation for a the season. New seasons also bring many new scholarship student-athletes into the fold.

There are also the occasional veteran walk-on that gets surprised in unique ways that they will be added to the list to scholarship players for the upcoming season.

This season, redshirt sophomore **Matt Hohlt** was the first to earn the distinction. His announcement was made in a team meeting, where his name was added to the Swarm D wall, which represents defensive players that set the expectation for what the Indiana defense represents. Upon reveal of his name on the wall, Tom Allen said, "We've never had a walk-on make that wall, and you know what, we still haven't because he's been put on scholarship."

Hohlt is the second member of his family to play football at Indiana, as his father, **Eric Hohlt**, was a walk-on running back in the 80s.

A few days later, following the second scrimmage of the fall, Allen gathered the team at midfield to recap the afternoon and near the end turned everyone's attention to the video board where redshirt senior **Trey Walker's** face was placed upon Happy Gilmore's body in the infamous batting cage scene.

When the final fastball ricocheted off his forehead, the words "Trey Walker: Former hockey player turned scholarship football player" flashed and he was mobbed at midfield.

PLAYERS OF THE WEEK

The Indiana coaching staff will select offensive, defensive and special teams players of the week after each win in 2023. The staff will also recognize scout team players of the week each week.

OHIO STATE

Scout Team

Offense Broc Lowry, Jack Greer
 Defense Connor Hole, Jeff Utzinger
 Special Teams Declan McMahon

INDIANA STATE

Offense

..... Omar Cooper Jr.
 Defense Lanell Carr Jr., Nicolas Toomer
 Special Teams Sean Wracher

Scout Team

Offense Jackson Wasserstrom, Josh Witt
 Defense Aaron Stewart, Finn Walters
 Special Teams Jaz Boykin

vs. LOUISVILLE

Scout Team

Offense Brody Foley, Sam West
 Defense Aiden Canon, Drew Pearce
 Special Teams Aaron Stewart

AKRON

Offense

..... Cam Camper

Defense

..... Louis Moore

Special Teams

..... Chris Freeman

Scout Team

Offense Jack Greer, Reece Bellin
 Defense Race Stewart
 Special Teams Reece Lozano

AT MARYLAND

Scout Team

Offense Broc Lowry, Reece Bellin
 Defense Isaiah Jones, Lincoln Murff
 Special Teams Luke Hauptert

AT MICHIGAN

Scout Team

Offense Eli Jochem, Derin McCulley
 Defense Lincoln Murff, Andrew Turvy
 Special Teams Clay Conner

RUTGERS

Scout Team

Offense Eli Jochem
 Defense Ta'Derius Collins, Jeff Utzinger
 Special Teams Mitchell Evans

AT PENN STATE

Scout Team

Offense Reece Bellin, Max Williams
 Defense Race Stewart, Jeff Utzinger
 Special Teams Connor Hole

WISCONSIN

Offense

..... Brendan Sorsby

Defense

..... Aaron Casey

Special Teams

..... James Bomba, Chris Freeman

Scout Team

Offense Ta'Derius Collins, Drew Pearce
 Defense Austin Barrett, Declan McMahon
 Special Teams Reece Lozano, Reece Bellin

AT ILLINOIS

Scout Team

Offense Eli Jochem, Derin McCulley
 Defense Aaron Stewart, Race Stewart
 Special Teams Clayton Allen, Jackson Wasserstrom

MICHIGAN STATE

Scout Team

Offense Will Larkins, Declan McMahon
 Defense Connor Hole
 Special Teams Lincoln Murff

HONORS TRACKER

KAHLIL BENSON

AFCA Allstate Good Works Team Nominee

CAM CAMPER

Team Captain
 Earl Campbell Tyler Rose Award Watch List
 Comeback Player of the Year Award Watch List

ANDRE CARTER

Team Captain
 Bednarik Award Watch List
 The Athletic Transfer Portal Top 100 (No. 59)

AARON CASEY

Team Captain
 Butkus Award Watch List
 Wuerffel Trophy Nominee
 B1G Defensive Player of the Week (Week 10)

JAMES EVANS

Ray Guy Award Watch List
 Ray's 8 - Week 1

MIKE KATIC

Team Captain

JAYLIN LUCAS

Doak Walker Award Watch List
 Paul Hornung Award Watch List
 Walter Camp Award Watch List
 Preseason All-America
 - CBS Sports (1st Team, KR)
 - Sports Illustrated (1st Team, KR)
 - Phil Steele (2nd Team, KR)
 The Athletic Freaks List (No. 99)

LOUIS MOORE

PFF Team of the Week - Defense (Week 4)
 Quick Lane Bowl Defensive Player of the Week (Week 4)

NOAH PIERRE

Team Captain

DEXTER WILLIAMS II

Comeback Player of the Year Award Watch List

TREY WALKER

Burlsworth Trophy Nominee
 NFF William V. Campbell Trophy Semifinalist

SEAN WRACHER

Patrick Mannelly Award Semifinalist
 Preseason All-America
 - Phil Steele (4th Team, LS)

BIG GRADS

Entering the 2023 season, Indiana's roster will feature 16 student-athletes that have already earned their degrees.

Of the 16 graduates, eight of them own degrees from Indiana (*), while eight of them transferred to Indiana with degrees already in hand.

Bradley Archer	Graduate Transfer
Matt Bedford *	Liberal Studies
Zach Carpenter *	Liberal Studies
Andre Carter	Graduate Transfer
Dequece Carter	Graduate Transfer
Aaron Casey *	Public Financial Management
Chris Freeman *	Business Finance
Mike Katic *	Criminal Justice
Trey Laing	Graduate Transfer
Max Longman	Graduate Transfer
Jacob Mangum-Farrar	Graduate Transfer
Noah Pierre *	Exercise Science
Nicholas Toomer	Graduate Transfer
Christian Turner	Graduate Transfer
Thomas Walker *	Sport Marketing and Management
Sean Wracher *	Business Finance

STARTS SLIM ON OLINE

Entering the 2023 season, the Indiana offensive line was among the 10 youngest in the FBS, with the 10th fewest combined starts returning from 2022 and were tied for the seventh fewest games played on the line.

Indiana had five returning offensive linemen with starting experience entering 2023 that combined for 77 career starts.

The group - including transfer student-athletes - had combined to play in 152 career games entering the season. *Research by West Virginia Athletics Communications.*

Offensive Line Starts by 2022 Returning Starters

Illinois & Mississippi State - 53
TCU & Texas A&M - 58
Louisiana Tech - 64
Southern Miss & Utah - 69
Wisconsin - 71
UTSA - 76
Indiana - 77

Games Played on Offensive Line Entering 2023

Baylor - 118
Southern Miss - 119
Texas A&M - 123
Florida - 129
Wake Forest - 136
Georgia Tech - 143
Fresno State & Indiana - 152
Nebraska - 156
Michigan State - 157

SIX EARN PRESEASON ALL-BIG

The national Preseason All-Big Ten lists included six different Hoosiers entering 2023, as Athlon Sports, Phil Steele and Pro Football Focus each released their lists prior to the season.

Pro Football Focus recognized running back/return specialist **Jaylin Lucas** as its first-team return specialist, wide receiver **Cam Camper** a second-team pick at wide receiver and punter **James Evans** a third-team selection at punter.

Phil Steele had Lucas and long snapper **Sean Wracher** among the publication's first-team picks, while Camper, Evans and linebacker **Aaron Casey** were all selected to the second team.

Athlon Sports placed defensive lineman **Andre Carter** on its third team, while Casey earned second-team honors and Evans was a third-team pick by the publication.

DEFENSIVE DEPTH

Nine defensive starters moved on following the 2023 season, leaving linebacker **Aaron Casey** and defensive back **Noah Pierre** as the only two returning starters in 2023.

That duo brought back 87 career games played, but just 25 of those starts. A handful of other Hoosiers had made spot starts prior to 2023, which brought the returning IU starts total to just 31 on defense.

Of the 927 total tackles made in 2022, just 31% (288 tackles) of those returned to the defense in 2023. Just 33% of the teams tackles for loss (21 of 63) and 27% of the sacks (5.5 of 20) were back on the field to start the season.

However, IU does bring in a host of defensive players with starting experience in **Andre Carter** (Western Michigan), **Jacob Mangum-Farrar** (Stanford), **Jamier Johnson** (Texas), **Joshua Rudolph** (Austin Peay) and **Nic Toomer** each making starts in their careers prior to IU.

STAFF UPDATE

Head coach **Tom Allen** added three assistant coaches during the offseason, with all three bringing elite level experience to Bloomington. The trio of run game coordinator/offensive line coach **Bob Bostad**, co-defensive coordinator/safeties coach **Matt Guerrieri** and co-offensive coordinator/wide receivers coach **Anthony Tucker** each bring unique experiences with them to campus.

Of the 10 countable on-field assistant coaches for IU, seven of them are in the first or second year with the program.

TWO HOOSIERS ON COLLEGE FOOTBALL HALL OF FAME BALLOT

A pair of Indiana All-Americans in running back **Vaughn Dunbar** (1990-91) and quarterback **Antwaan Randle El** (photo below; 1998-2001) are on the ballot for the College Football Hall of Fame in 2023.

Randle El earned All-Big Ten distinction in 1999, 2000 and 2001, and was named Big Ten Freshman of the Year in 1998. The Big Ten MVP, and first-team All-American in 2001, Randle El finished sixth in the Heisman Trophy balloting that season.

The Riverdale, Illinois, native was the first in NCAA history to score 40 career touchdowns (45) and throw 40 career touchdown passes (42). He was also the first to record over 2,500 total yards in four seasons, and the first to both pass for over 6,000 and rush for over 3,000 career yards.

Dunbar was a first-team All-BIG pick and unanimous first-team All-American in 1991 when he led the nation in rushing (1,805) and finished sixth in Heisman voting.

The Fort Wayne, Indian, native posted consecutive 1,000-yard seasons and finished his career No. 3 on the career rushing charts at IU with 3,029 yards, a total that currently sits No. 7 all-time in program history. He led IU to a pair of bowl appearances and a win in the 1991 Copper Bowl as the game's offensive MVP.

Six Indiana football student-athletes are already among the less than one percent enshrined in the CFB Hall of Fame: **Zora Clevenger** (HB; 190-3), **Alvin "Bo" McMillin** (Coach; 1934-47), **Pete Pihos** (End/FB; 1942-43, 45-47), **George Taliaferro** (HB; 1945, 47-48), **Anthony Thompson** (RB; 1986-89) and **John Tavenner** (1941-44).

FISCHER AMONG ICONIC VOICES IN COLLEGE FOOTBALL

In his 51st season with the Indiana football program, the legendary voice of the Hoosiers, Don Fischer, is among the longest tenured play-by-play voices in the sport.

The 2022 recipient of the National Football Foundation and College Hall of Fame's Chris Schenkel Award and IU Hall of Fame Class of 2022, Fischer is the longest tenured radio play-by-play announcer in college football, tied with Tommy Suggs of Clemson.

Announcer	School	Year in 2023
Don Fischer	Indiana	51
Tommy Suggs	South Carolina	51
Bill Hillgrove	Pittsburgh	50
John Cox	Southern Miss	46
George Blaha	Michigan State	46
Bill Baker	Northern Illinois	44
Johnny Holliday	Maryland	44
Jon Teicher	UTEP	43

ASSOCIATED PRESS TOP 25

Rk	Team (1st Place Votes)	Record	Pts.	Prev.
1.	Georgia (61)	11-0	1,549	1
2.	Ohio State (1)	11-0	1,447	3
3.	Michigan	11-0	1,440	2
4.	Washington	11-0	1,367	5
5.	Florida State	11-0	1,324	4
6.	Oregon	10-1	1,219	6
7.	Texas	10-1	1,180	7
8.	Alabama	10-1	1,138	8
9.	Louisville	10-1	1,017	9
10.	Missouri	9-2	964	11
11.	Penn State	9-2	894	12
12.	Ole Miss	9-2	878	13
13.	Oklahoma	9-2	766	14
14.	LSU	8-3	748	15
15.	Oregon State	8-3	714	10
16.	Arizona	8-3	625	19
17.	Notre Dame	8-3	503	20
18.	Tulane	10-1	499	17
19.	Kansas State	8-3	418	23
20.	Iowa	9-2	332	NR
21.	Oklahoma State	8-3	329	24
22.	Liberty	11-0	229	25
23.	Toledo	10-1	118	NR
24.	James Madison	10-1	75	18
25.	Tennessee	7-4	72	21

Receiving Votes: Utah 69, NC State 66, UNLV 56, SMU 49, North Carolina 26, Clemson 20, Kansas 7, Fresno State 6, New Mexico State 3, Texas A&M 1, Miami (Ohio) 1, UCLA 1.

USA TODAY/AFCA COACHES POLL

Rk	Team (1st Place Votes)	Record	Pts.	Prev.
1.	Georgia (61)	11-0	1,571	1
2.	Ohio State (1)	11-0	1,460	3
3.	Michigan (1)	11-0	1,458	2
4.	Florida State	11-0	1,375	4
5.	Washington	11-0	1,367	5
6.	Oregon	10-1	1,234	6
7.	Texas	10-1	1,193	7
8.	Alabama	10-1	1,174	8
9.	Louisville	10-1	1,035	9
10.	Missouri	9-2	981	11
11.	Penn State	9-2	908	12
12.	Ole Miss	9-2	863	14
13.	Oklahoma	9-2	840	13
14.	LSU	8-3	726	15
15.	Oregon State	8-3	684	10
16.	Arizona	8-3	568	22
17.	Notre Dame	8-3	536	18
18.	Tulane	10-1	493	17
19.	Iowa	9-2	447	23
20.	Kansas State	8-3	424	24
21.	Oklahoma State	8-3	299	25
22.	Liberty	11-0	158	NR
23.	Tennessee	4-Jul	109	19
24.	NC State	8-3	97	NR
25.	SMU	9-2	84	NR

Receiving Votes: North Carolina 79, UNLV 76, Utah 75, Toledo 49, James Madison 48, Clemson 25, Troy 17, Texas A&M 6, UCLA 5, Kansas 4, Fresno State 3, West Virginia 2, UTSA 1, Air Force 1.

COLLEGE FOOTBALL PLAYOFF

1.	Georgia	11-0	16.	Oregon State	8-3
2.	Ohio State	11-0	17.	Iowa	9-2
3.	Michigan	11-0	18.	Notre Dame	8-3
4.	Washington	11-0	19.	Kansas State	8-3
5.	Florida State	11-0	20.	Oklahoma State	8-3
6.	Oregon	10-1	21.	Tennessee	7-4
7.	Texas	10-1	22.	NC State	8-3
8.	Alabama	10-1	23.	Tulane	10-1
9.	Missouri	9-2	24.	Clemson	7-4
10.	Louisville	10-1	25.	Liberty	11-0
11.	Penn State	9-2			
12.	Ole Miss	9-2			
13.	Oklahoma	9-2			
14.	LSU	8-3			
15.	Arizona	8-3			

As of Nov. 21, 2023

QUARTERBACKS

QUARTERBACKS (6)

No.	Name	Ht.	Wt.	Yr.	State
2	Jackson, Tayven	6-3	215	R-Fr.	Ind.
14	Lowry, Broc	6-1	210	Fr.	Ohio
18	McKibbin, Blaze	6-5	225	R-Jr.	Calif.
19	Purcell, Roman	6-0	215	R-So.	N.J.
15	Sorsby, Brendan *	6-3	230	R-Fr.	Texas
5	Williams II, Dexter *	6-1	200	R-Jr.	Ga.

* - Varsity letter earned

• One theme for the 2023 Indiana football team has been the youth that the Hoosiers have at each position. The quarterback position was no exception.

• In the Big Ten, Indiana was one of five programs to enter the season with five or fewer career starts in the QB room. Michigan State and Penn State entered the season with zero career starts, followed by Indiana (2) then Minnesota (5) and Purdue (5).

• **Brendan Sorsby** and **Tayven Jackson** split reps in the first two games, as each started one of those games.

• **Brendan Sorsby** started in Week 1 and played parts of the game against Indiana State, and after not seeing action in Week 3 or Week 4, came on in relief at Maryland in Week 5 and tossed two touchdown passes on three drives in the fourth quarter. He also played in a split role at No. 2/2 Michigan.

• In his third career start - first on the road - at No. 10/10 Penn State, Sorsby threw for 269 yards on 13-of-19 passing with three touchdowns and one interception. He connected with **DeQuee Carter** (90 yards), **Donaven McCulley** (69 yards) and **Omar Cooper Jr.** (26 yards) on touchdown strikes.

• With two touchdown passes of 60-plus yards, Sorsby became the first Indiana quarterback since at least 1996 with multiple touchdown passes of 60-plus yards.

• At Illinois in Week 11, he completed 22-of-33 passes for 289 yards and three touchdowns. He hit Donaven McCulley for a pair of first half touchdowns and then found DeQuee Carter on a fourth quarter score that was followed by a 2-point conversion toss to E.J. Williams Jr. to tie the game with 28 seconds on the clock and force overtime.

• Along with 12 touchdown passes - all coming in Big Ten play - Sorsby has rushed for four scores in 2023. His first rushing score came in Week 8 against Rutgers, added one versus Wisconsin in Week 10's victory and rushed for two touchdowns at Illinois.

• The collegiate debut for Sorsby came after an injury to **Jack Tuttle** against No. 16/16 Penn State in the second quarter. He completed 3-of-6 passes for 8 yards.

• Sorsby was the No. 13 rated pocket passer nationally per ESPN at Lake Dallas High School in Corinth, Texas. He threw for 1,271 yards and 14 touchdowns in seven games during an injury-shortened senior season.

• In Week 2 versus Indiana State, **Tayven Jackson** made his first career start and led five of the team's seven scoring drives, gained 245 yards of total offense and was the highest graded quarterback in the Big Ten per Pro Football Focus (93.2).

• A return to Lucas Oil Stadium, where he won a pair of state titles, saw Jackson nearly led a second-half comeback against Louisville. He completed 24-of-34 passes for 299 yards with his first career touchdown pass as IU scored 14 unanswered points in the second half and was stopped at the 1-yard line that would have tied the game in the fourth quarter.

• Jackson connected with **Jaylin Lucas** for a 30-yard touchdown pass on the opening drive of the third quarter. Also in the third quarter, Jackson engineered a 97-yard scoring drive, the longest for an IU offense since 2019 versus Rutgers.

• Jackson finished No. 3 on the Indiana single game completion percentage list at .857 after he completed 18-of-21 passes versus Indiana State. His mark finished behind **Peyton Ramsey** (13-of-14 vs. Eastern Illinois; 2019) and **Matt LoVecchio** (15-of-17 at Illinois; 2004).

• He was the second Hoosier quarterback (third occurrence) to finish with a completion percentage of better than .800 with 20-or-more passing attempts in a game. He joined Ramsey, who went 23-of-27 (.852) against UConn in 2019 and 16-of-20 (.800) at Virginia in 2017.

• Jackson was a consensus four-star recruit out of Center Grove High School in 2021. He spent one season at Tennessee where he appeared in three games and went 3-for-4 passing for 37 yards. He also ran four times for 10 yards and one touchdown. Scored his one touchdown against Akron (9/17).

• A consensus top-20 quarterback, Jackson led Center Grove to back-to-back undefeated IHSA Class 6A state championships and 28-straight wins between his junior and senior seasons.

• A Nike Elite 11 finalist, he was tabbed Indiana Football Coaches Association all-state as a senior. He set the school record for career passing yardage (4,813), as he completed 329-of-547 passes with 47 touchdowns in his career.

• Jackson's brother, **Trayce Jackson-Davis**, was a consensus first-team All-American for the Hoosiers men's basketball program in 2022-23 and finished as the career record holder in rebounds (1,143) and blocked shots (270). He finished No. 3 all-time at IU in scoring (2,258 points) and is one of five players in Big Ten history with 2,000 points and 1,000 rebounds in a career.

• Redshirt junior **Dexter Williams II** saw his first season on the field end due to injury against Purdue. On a first quarter sack, Williams II injured his knee in his second career start.

• His collegiate debut came against No. 16/16 Penn State in the third quarter. He went on to complete 4-of-11 passes for 41 yards. He also rushed for 24 yards and was not sacked.

• The Macon, Georgia, native entered against No. 2/2 Ohio State in the first quarter and led IU on its only two scoring drives of the game. He led the team in rushing (16 for 46 yards) and threw for 107 yards on six completions, two of those touchdowns.

• After two appearances off the bench, Williams II started his first career game at Michigan State and helped lead the 17-point comeback to bring the Old Brass Spitoon back to Bloomington. In the game, he logged 86 rushing yards, which was No. 3 among Power 5 quarterbacks during Week 12.

• The 86 rushing yards were the most by an IU quarterback since **Zander Diamond** ran for 104 yards at Maryland in 2016.

• While the passing game wasn't the feature against the Spartans, one of the biggest plays in the game came on first down in the second overtime period, a 24-yard completions to **AJ Barner** that set up the 1-yard touchdown run by **Shaun Shivers**. He then completed the 2-point conversion pass to Barner.

• Williams was among the top dual-threat quarterbacks in the country as a senior at Mount de Sales Academy in Georgia. 24/7Sports rated him the No. 13 dual-threat quarterback nationally. He redshirted his first season on campus, before an ACL injury ended his 2021 season during spring practice.



RUNNING BACKS

RUNNING BACKS (8)

No.	Name	Ht.	Wt.	Yr.	State
12	Lucas, Jaylin *	5-9	170	So.	La.
25	Weems, Daniel	5-10	200	So.	Ind.
26	Henderson, Josh *	5-11	225	Sr.+	N.J.
27	Howland, Trent **	6-3	240	R-So.	Ill.
28	Turner, Christian	5-11	205	R-Sr.+	Ga.
33	Holloman, David *	6-0	200	R-So.	Mich.
36	Lozano, Reece	6-1	195	R-Fr.	Ind.
37	McMahon, Declan	6-0	190	R-Fr.	N.Y.

* - Varsity letter earned

• Associate head coach and 39-year coaching veteran **Craig Johnson** is in his second season with the Cream and Crimson and his 20th in collegiate football.

• On 2022, Johnson returned to the college sidelines in a coaching capacity for the first time since 1999, as he spent the 20 seasons in the NFL between 1999 and 2019.

• A quarterback during his time at the University of Wyoming, Johnson has tutored five NFL All-Pro selections, including running backs Saquon Barkley and Chris Johnson.

• In Week 2 against Indiana State, the running backs room accounted for four of the five Indiana scores. Sophomore **Jaylin Lucas** logged a pair of 25-yard touchdown runs, senior **Josh Henderson** scored one and redshirt senior **Christian Turner** posted his first rushing score as a Hoosier.

• Lucas didn't see action in Week 1 as a true freshman in 2022, but by Week 8 at Rutgers he had worked his way into the running back rotation and by season's end one of the most dangerous multi-purpose players in the country.

MORE ON PAGE 16 IN SPECIALISTS NOTES

• The first-team All-Big Ten selection at kick returner, Lucas rushed for 141 of his 271 yards over his last three games (at Ohio State, at Michigan State, vs. Purdue) in 2022. His best game from scrimmage came against the Boilermakers with 110 yards rushing on nine carries to go along with five receptions.

• Against Louisville in Week 3, Lucas totaled 127 all-purpose yards with 29 rushing and 98 receiving yards. His 10 receptions were the most by a running back since **Stephen Houston** had 12 catches (95 yards) at Purdue in 2012.

• In 2022, he led the team in all-purpose yards with 944 (271 rushing, 82 receiving, 591 kick return). His 944 yards gained were boosted by three touchdowns of 70-plus yards on the season.

• His two kickoff returns each went 90-plus yards and he added a 71-yard touchdown run for three scores of 70-plus yards. He was the first Hoosier since **Tevin Coleman** in 2014 with three 70-yard scoring plays in a single season.

• Lucas was rated as the No. 12 all-purpose back in the class of 2022 by Rivals and earned first-team All-Louisiana during his senior season at Edna Carr High School in New Orleans. He played his first three prep seasons at Terrebonne High School prior to Hurricane Ida.

• On the track, Lucas finished No. 6 at the LHSAA state track and field championships as a senior.

• In his first season at IU in 2022, **Josh Henderson** led IU in receiving touchdowns (4) and added four scores on the ground to account for the most touchdowns on the team (8). His 48 points ranked No. 2 overall on the team last season.

• Henderson scored at least one touchdown in seven of 12 games played in 2022 after not scoring in 23 appearances over three seasons at North Carolina. After a rushing score in Week 2 and Week 3, Henderson has 11 touchdowns in 19 games as a Hoosier.

• The Pennington, New Jersey, native scored rushing touchdowns in back-to-back games for the first time in his career with scores against Idaho and Western Kentucky in 2022. The score against Idaho was his first collegiate touchdown.

• He nearly doubled his career rushing total with 398 yards in 2022 (90 carries). In three seasons at UNC, Henderson totaled just 209 yards rushing on 41 carries.

• Furthermore, Henderson was a threat in the passing game with 24 catches for 274 yards and the aforementioned four scores. Prior to 2022, he had just three catches for 10 yards.

• **Christian Turner** joined the Hoosiers after two seasons at Wake Forest (2021-22) and three seasons at Michigan (2018-20). He has amassed 1,288 career yards rushing and 13 touchdowns, with 1,022 of those yards and 12 scores coming in the last two seasons with the Demon Deacons.

• In his first season in Bloomington, Turner has a pair of rushing scores on 52 carries. His 227 yards on the ground rank No. 3 on the team, while he averages 4.4 yards per carry.

• A four-star recruit per ESPN out of Buford (Ga.) High School, he was a consensus top-25 running back nationally. Tabbed All-Region 8-AAAAA as a senior, Turner logged 115 carries for 801 yards and 10 touchdowns in his final prep season.

• The redshirt sophomore **Trent Howland** has seen his workload increase as the season has progressed with at least five carries in each of the last six weeks.

• He entered 2023 with just eight career carries and 32 yards and enters Week 13 with 68 rushes for 317 yards this season.

• Howland enjoyed his best day as a Hoosier in Week 8 of 2023 against Rutgers. He rushed nine times for a team-high 54 yards and added 20 yards on his first two career receptions.

• In Week 11 at Illinois, Howland scored his first career touchdown and led the team with 72 yards rushing on 13 carries. He capped IU's first scoring drive with a 1-yard burst into the end zone.

• Howland led the team with 77 yards on 19 carries in Week 12 versus Michigan State. Both totals led the team and he scored his second touchdown of the season on a 4-yard run in the first quarter versus the Spartans.

• As a prep, he rushed for 1,401 yards on 178 carries with 14 touchdowns as a junior and earned the Southwest Prairie Conference Most Valuable Player after he helped Joliet (Ill.) West High School to its first conference title in 50 yards.

• Five of the last seven featured running backs at have reached the NFL – **Stevie Scott III** (New Orleans, Denver, Arizona), **Devine Redding** (Kansas City, Tampa Bay), **Jordan Howard** (Philadelphia, Miami, Chicago), **Tevin Coleman** (New York Jets, San Francisco, Atlanta), and **Stephen Houston** (New England, Pittsburgh, Baltimore).



WIDE RECEIVERS

WIDE RECEIVERS (15)

No.	Name	Ht.	Wt.	Yr.	State
0	Coby, Andison *	6-2	175	Jr.	Fla.
1	McCulley, Donaven **	6-5	200	Jr.	Ind.
3	Cooper Jr., Omar *	6-1	195	R-Fr.	Ind.
4	Carter, DeQuece	6-0	200	Sr.+	Va.
6	Camper, Cam *	6-2	195	Sr.	Texas
7	Williams Jr., E.J.	6-3	200	Sr.	Ala.
8	Smith, Jaquez	6-1	195	R-So.	Ga.
10	McCulley, Derin	6-0	170	R-Jr.	Ind.
13	Perry, Kamryn *	5-9	165	R-Fr.	Ga.
24	Wasserstrom, Jackson	6-0	170	R-Fr.	Ind.
29	Bellin, Reece	6-0	200	Fr.	Ind.
80	Bohler, Derrick	6-1	195	Fr.	Fla.
81	Simmons, Brady	6-1	165	R-Fr.	Ind.
83	Jochem, Eli	6-1	190	R-So.	Pa.
89	Jordan, Camden	6-0	185	R-So.	Ind.

* - Varsity letter earned

• First-year co-offensive coordinator and wide receivers coach **Anthony Tucker** joined the Hoosier staff after two seasons at Utah State as the offensive coordinator.

• After starting four games at quarterback in 2021, **Donaven McCulley** made the move to wide receiver during spring practice in 2022 and has been IU's most productive receiver for in 2023.

• McCulley has been the go-to target over the past four weeks (Weeks 9-12) with 23 catches for 372 yards and four touchdowns.

• In Week 9 he grabbed a 69-yard touchdown catch at No. 10/10 Penn State. He took a 6-yard grab in the second quarter and raced the final 63 yards for a score.

• A five-catch game versus the Badgers in Week 10 was highlighted by a one-handed touchdown grab in the second quarter to stake IU to a 17-7 lead.

• In Week 11 at Illinois, he posted his first career double-digit catch game and first 100-yard receiving game with two touchdown catches. He finished with 11 catches for 137 yards and pulled down two 6-yard touchdown grabs.

• Of his 137 yards, 100 of those came in the first half versus the Illini, along with both of his touchdown catches.

• In 2023, McCulley made six catches for 79 yards at Maryland in Week 5. One of those an 11-yard touchdown grab in the fourth quarter.

• In Week 7 at Michigan, McCulley threw his third career touchdown pass to Jaylin Lucas for a 44-yard score. He also caught two passes for 16 yards.

• In his first season at wide receiver, McCulley caught 16 passes for 169 yards and one touchdown. His 13th career catch went for his first career touchdown reception on a 19-yard pass from **Dexter Williams II** at Ohio State in Week 11.

• **Cam Camper**, a self-proclaimed late bloomer, spent two seasons at Trinity Valley C.C. before he joined the Hoosiers in 2022. Camper left his mark on the program in just seven weeks.

• Camper suffered a season-ending injury at Rutgers in Week 8 and when the 2022 season ended he still sat atop the receptions and receiving yards lists for Indiana.

• In his return to the field against No. 3/4 Ohio State in Week 1 of the 2023 season, Camper led the team with three catches (6 targets) for 35 yards. His long reception went for 24 yards.

• Against Akron in Week 4, Camper posted his third career 100-yard receiving game with 103 yards on eight catches. He added his first touchdown grab of the season on a 12-yard scoring strike from **Tayven Jackson** in the first overtime.

• With his 156 yards receiving versus Illinois, Camper totaled the highest yardage total in an Indiana debut in program history. He then caught his first collegiate touchdown pass to set up the game-tying two-point conversion versus Western Kentucky in the fourth quarter of the overtime win.

• Camper was a football walk-on at Sam Houston State for one season before he spent two years at Trinity Valley C.C. in Texas where he caught 50 passes for 858 yards and four touchdowns.

• From his senior year of high school to this season, Camper grew five inches and gained 40 pounds thanks to a late growth spurt.

• **Omar Cooper Jr.** was one of two Big Ten receivers to log a 100-yard receiving game in Week 2 and is one of five B1G pass catchers with a 100-yard game in 2023. Against the Sycamores, he hauled in seven catches (10 targets) for 101 yards.

• He caught all three targets for 52 yards and his second touchdown of the season in Week 9 at No. 10/10 Penn State. His score came in the fourth quarter on a 26-yard pass from **Brendan Sorsby** to cut the Nittany Lion lead to 24-21.

• Cooper caught his first career touchdown pass in Week 8 versus Rutgers. He brought in a 35-yard pass on 4th-and-8 from the Rutgers 35-yard line to open the scoring.

• The Lawrence North High School product was a four-star prospect per Rivals and was a two-time all-state pick as one of the top athletes in Indianapolis.

• Fordham transfer **DeQuece Carter** (duh-key-ss) posted his first 100-yard receiving game as a Hoosier at No. 10/10 Penn State. His 90-yard touchdown reception is the third longest pass play in program history and longest since 1993 at Penn State, a 99-yard completion from **John Paci** to **Thomas Lewis**.

• He started 38 games at Fordham and finished No. 3 in career receiving yardage (3,035), No. 4 in career touchdown receptions (31), and No. 8 in career receptions (176) at Fordham.

• Carter was the Virginia Prep School Player of the Year as a senior and a three-time all-state honoree at Woodberry Forest School. He finished his career as central Virginia's all-time leading receiver, boasted by 1,067 yards and 11 touchdowns as a senior.

• **E.J. Williams Jr.** made one catch in each of his first two games, but missed the next five weeks due to injury. He then caught one pass for five yards at No. 10/10 Penn State in Week 9.

• In Week 10 versus Wisconsin, Williams Jr. caught four passes and all four of them went for a first down. His four grabs accounted for 48 yards with 29 coming after the catch.

• He made 32 appearances with six starts in his career at Clemson. His best games came against Ohio State (1/1/21) in the 2021 Sugar Bowl and College Football Playoff Semifinal with a career-best five catches. His career long for yardage is 80 versus Notre Dame (12/19/20) in the ACC Championship Game.

• The consensus four-star recruit out of Central (Ala.) High School was a top-130 recruit and top-20 wide receiver by all three services and an Under Armour All-American.



TIGHT ENDS

TIGHT ENDS (9)

No.	Name	Ht.	Wt.	Yr.	State
39	Hendershot, Bryce	6-3	230	Fr.	Ind.
45	Walker, Trey **	6-5	255	R-Sr.	Ill.
48	Bomba, James *	6-6	250	R-So.	Ind.
49	Scott, Zac	6-4	235	R-Sr.	Texas
82	Archer, Bradley	6-3	245	R-Sr.	Calif
84	Steinfeldt, Aaron **	6-5	250	R-So.	Ind.
85	Miller Jr., Anthony	6-5	265	Fr.	Ga.
86	Foley, Brody	6-6	245	R-Fr.	Ohio
88	West, Sam	6-4	240	Fr.	Ind.

* - Varsity letter earned

• **Kevin Wright** has coached the tight ends in each of his four seasons in Bloomington after a successful high school head coaching stints, including five seasons at IMG Academy.

• Transfer and redshirt senior **Bradley Archer** brought nearly 30 career games played to the tight ends room and has been a solid addition to the roster.

• Archer appeared in 28 games over four seasons at Stanford with four receptions (32 yards). He played 10 games in 2021 and 11 games in 2022. He is one of three Stanford transfers on the 2023 roster, as he joins linebacker **Jacob Mangum-Farrar** and defensive back **Nic Toomer**.

• Archer made his first reception as a Hoosier, a 12-yard grab, versus Indiana State in Week 2. In Week 3, he caught two passes for 38 yards, with a 24-yard reception during IU's 97-yard scoring drive in the third quarter versus Louisville.

• Sophomore **James Bomba** is an Indiana legacy, as his father, **Matt Bomba** (1990-92), and grandfathers, **Brad Bomba** (1954-56) and **Bob Van Pelt** (1964-66), all lettered in football at IU. His mother, Kelly, is an executive associate athletic director for the Hoosiers.

• In his 19th career game played, Bomba caught his first career touchdown pass in Week 12 versus Michigan State. He grabbed a 3-yard pass from **Brendan Sorsby** in the third quarter.

• Bomba went to Bloomington South High School and was a two-time all-state pick who joined the team as a walk-on in 2021 and earned a scholarship in 2022 and made his first career start at Ohio State in Week 10 in 2022.

• Sophomore **Aaron Steinfeldt** is a Bloomington North product that earned all-state honors twice and was the Indiana Football Coaches Association Mr. Football positional winner as a senior.

• The 6-foot-5, 245-pounder made his first career start against Michigan on Homecoming in 2022 and followed that up with his first career touchdown catch versus Maryland.

• A three-sport all-conference performer that also earned honorable mention all-state honors in basketball.

• Redshirt senior **Trey Walker** joined the program after a successful walk-on tryout performance in 2019 and was added to scholarship prior to the 2023 season.

• The first touchdown catch of his career came on Senior Day versus Michigan State. He hauled in an 8-yard pass from Sorsby for a fourth-quarter score that gave IU a 21-17 lead at the time.

• Walker made his first career start versus Akron in Week 4 and pulled down his first career reception in the second quarter, a 20-yard catch to set up IU's first touchdown of the game.

• After two catches versus Akron, Walker followed that with three catches for 14 yards in a start at Maryland.

• The three-year hockey letterwinner at New Trier High School in Illinois, Walker had not played football in high school. He has appeared in seven career games for the Hoosiers.

• Redshirt freshman **Brody Foley** was a top-30 tight end nationally out of Anderson (Ohio) High School and made his collegiate debut on special teams against No. 3/4 Ohio State (9/2) in the 2023 season opener.

• The No. 26 tight end nationally per 247Sports, Foley was known as much for his defense as his abilities on the offensive side of the ball. A first-team All-Ohio selection on defense as a senior, he also hauled in five touchdowns in just nine games.

• **Anthony Miller Jr.** brings a 6-foot-5 frame from Georgia and was a consensus three-star prospect out of Duluth High School. He was first-team All-Region 7A as a senior after he logged 20 receptions for 305 yards and six touchdowns.

OFFENSIVE LINE

OFFENSIVE LINE (20)

No.	Name	Ht.	Wt.	Yr.	State
50	Carpenter, Zach **	6-5	295	R-Sr.	Ohio
53	Fiacable, Vincent *	6-4	305	R-So.	Ind.
54	Greer, Jack	6-3	315	R-Fr.	Ind.
56	Katic, Mike ***	6-4	315	R-Sr.	Pa.
60	Longman, Max	6-4	315	R-Sr.	Mich.
61	Brown, Garrett	6-4	315	Fr.	Texas
62	Evans, Drew	6-4	300	R-Fr.	Wis.
63	Witt, Josh	6-3	315	So.	Wis.
65	Smith, Carter *	6-5	305	R-Fr.	Ohio
66	Bolticoff, Noah	6-5	300	R-So.	Kan.
67	Benson, Kahlil *	6-6	310	R-Jr.	Miss.
68	Kowalewski, Robby	6-5	255	Fr.	Mich.
70	Jeffries, Bubba	6-4	305	Fr.	Tenn.
71	Larkins, Will	6-5	310	Fr.	Fla.
73	Barrett, Austin	6-6	290	Fr.	Ill.
74	Lynch, Bray *	6-5	310	R-Fr.	Texas
76	Bedford, Matthew ****	6-6	305	R-Sr.	Tenn.
77	Sales Jr., Joshua **	6-6	305	R-So.	Ind.
78	Jones, Cooper *	6-6	310	R-So.	Ind.
79	Williams, Max	6-6	310	R-Fr.	Ind.

* - Varsity letter earned

• A successful offensive line coach in the NFL and college ranks during a 33-year coaching career, **Bob Bostad** has helped mold the offensive line.

• Per Pro Football Focus, the offensive line has allowed just 14 sacks in 2023 compared to 23 sacks through 12 weeks in 2022.

• Bostad tutored 11 All-Americans over two stints at Wisconsin. That included eight on the offensive line, one tight end and two linebackers to earn All-America honors.

• Redshirt senior **Matthew Bedford** planted roots on the Indiana offensive line upon his arrival in Bloomington and started 38 of 40 career games played for the Cream and Crimson.

• Bedford started the 2022 season opener, but missed the remainder of the season due to injury. He rehabbed throughout spring practice and was back in the starting lineup versus Ohio State in the 2023 season opener.

• IU's 2019 Offensive Newcomer of the Year, Bedford has made 11 at left guard, nine starts each at right tackle and right guard, eight at left tackle.

• An honorable-mention All-Big Ten pick as a junior, Bedford saw 475 snaps in pass protection during the 2021 season and allowed just 20 total pressures for a 97.6% pass blocking efficiency rating from Pro Football Focus.

• Freshman **Carter Smith** made his collegiate debut in his home state and played 61 snaps at right tackle against No. 2/2 Ohio State in Week 11.

• Smith made his first career start in the season opener versus Ohio State at left tackle and has started all six games in 2023.

• Redshirt sophomore **Mike Katic** (6-4, 312) was named IU's 2020 Offensive Newcomer of the Year after starting four games at left guard in his redshirt freshman season and has started 36 of his 38 career appearances.

• Of his 36 starts, 22 are at right guard, 10 at left guard and four at center. He made his first career start at center at Nebraska (10/1) in 2020 due to an injury to **Zach Carpenter**.

• Katic appeared in six games as a redshirt freshman, nine games in 2021 - missing three due to injury - and started every game of the 2022 and 2023 campaign.

• **Zach Carpenter** has started 24 of 26 appearances during his three seasons at Indiana after transferring from Michigan. He played in five games as a sophomore behind two-year starter at center **Dylan Powell** and moved into the starting role in 2022.

• He started the first two games of 2022 at center, injured his hand prior to the Western Kentucky game and returned at left guard at Nebraska. He started four straight at that spot on the line and moved back to center against Penn State.

• An ACL injury in fall camp in 2020 was followed by a redshirt season in 2021, but **Kahlil Benson** appeared in all 12 games on the offensive line in 2022 with five starts, his first coming at Rutgers at right guard.

• Transfers a plenty dot the offensive line room, as **Noah Bolticoff** (TCU), **Drew Evans** (Wisconsin) and **Max Longman** (UMass) each add experience and depth to the room.

• Longman has appeared in 28 games (24 starts) and made his IU debut versus Indiana State in Week 2.

• He started his first game at Indiana at right guard in Week 3 versus Louisville, but left in the first half due to injury.

• Bolticoff was a part of the TCU team that advanced to the College Football Playoff National Championship Game in 2022. Evans took a redshirt season for the Badgers under current IU offensive line coach Bostad.

LINEBACKERS

LINEBACKERS (12)

No.	Name	Ht.	Wt.	Yr.	State
7	Mangum-Farrar, Jacob	6-4	240	R-Sr.+	Texas
8	Casey, Jared *	6-3	225	R-Sr.	Ky.
14	Turner, Kaiden *	6-2	230	R-Fr.	Ark.
26	Rudolph, Joshua	5-11	230	Jr.	Ala.
27	Trueblood, Xavier	5-11	215	R-Jr.	Ind.
34	Utzing, Jeff	6-2	225	R-Fr.	Ind.
42	Minor Jr., Darryl	6-0	230	Sr.	Texas
43	Hohlt, Matt **	6-2	225	R-So.	Ind.
44	Casey, Aaron ****	6-2	235	R-Sr.+	Ga.
46	Jones, Isaiah *	6-2	225	R-Fr.	Ohio
48	Tallen, Sam	6-1	225	R-Fr.	Ill.
52	Allen, Clayton	6-1	180	Fr.	Ind.

* - Varsity letter earned

• With the departure of **Micah McFadden** (New York Giants) and **Cam Jones** (Kansas City Chiefs) off to the NFL, redshirt senior **Aaron Casey** and transfer **Jacob Mangum-Farrar** (Stanford) have solidified the linebacking corps in 2023.

• **Aaron Casey** dons the iconic No. 44 for the second straight season in honor of IU legend **George Taliaferro**, who was the first African American drafted by an NFL team.

• With his public financial management degree already complete, Casey earned the starting spot in 2022 and has started 18 of the last 19 games. He missed the season finale versus Purdue due to injury.

• Casey racked up his fifth career double-digit tackle game against No. 3/4 Ohio State with 11 stops and logged a 10-tackle effort at Lucas Oil Stadium versus Louisville, which included a career-high-tying 3.0 tackles for loss and a career-high 2.0 sacks.

• Casey posted his third double-digit tackle effort of the season on Week 4 against Akron with 13 tackles. Of those, 10 were solo stops with 1.0 tackle for loss, which came in the second overtime on a quarterback rush.

• In Week 9 at Penn State, Casey tallied his eighth career double-digit tackle game - fourth of 2023 - with 10 stops. Of his 10 tackles he chipped in 1.5 tackles for loss and a combined sack in the second quarter.

• Week 10 saw Casey earn Big Ten Defensive Player of the Week after making nine tackles - eight in the second half - with 4.0 tackles for loss and 2.0 sacks. Seven of his tackles came in the fourth quarter with 3.0 tackles for loss and both sacks.

• Casey also forced a fumble against the Badgers in the fourth quarter that was recovered by Josh Sanguinetti for the first fumble recovery for IU in 2023.

• His 12 tackles against Michigan State moved his season total to 98 and marked his fifth double-digit tackle game of the season and ninth of his career. He added 1.5 tackles for loss in the contest, as well.

• Through 12 weeks of the season, Pro Football Focus has Casey with 19 TFL+NG (tackles of loss or no gain), which lead the Big Ten and rank No. 2 among Power 5 defenders. He has at least one TFL in eight of his last nine games.

• His 16.0 tackles for loss lead the Big Ten rank No. 7 in the FBS. His 98 total tackles are a career-best and tied for No. 4 in the conference.

• Casey is on pace to post the first 100-tackle season at Indiana since **Tegray Scales** (126) in 2016.

• With 32.0 career tackles for loss, Casey ranks tied for No. 12 all-time at Indiana with **Kemp Rasmussen** (1998-2001) and just two behind **Ed Maguire** (1969-70) for the No. 10 spot.

• The 2022 season saw Casey nearly doubled his career tackles total with 86 (had 45 over his first three seasons). He amassed 10.5 tackles for loss, after just 5.5 total his first three seasons.

• Week 4 at Cincinnati (9/24/22; 10 tackles) saw his first career double-digit tackle game and then in Week 6 he stepped into the middle linebacker spot vacated by an injury to **Cam Jones**. In six starts calling the defense, he piled up 48 tackles, 3.5 tackles for loss, 1.0 sack and forced his first two career fumbles.

• Stanford transfer **Jacob Mangum-Farrar** appeared in 25 games with 11 starts over five seasons at Stanford. He totaled 87 tackles in that span with 4.5 tackles for loss and 1.0 sack.

• Mangum-Farrar opened his Indiana career with five tackles and two pass breakups versus No. 3/4 Ohio State. One of the pass breakups came in the end zone on third down in the fourth quarter to hold the Buckeyes to a field goal.

• The first tackle for loss as a Hoosier for Mangum-Farrar came as part of an eight-tackle night versus Akron in the four overtime win. The TFL came on a swing pass in the third quarter.

• After he missed the 2020 season due to injury, Mangum-Farrar played in 20 games over his final two seasons on The Farm. He totaled 40-plus tackles in each of those campaigns and added a career-high 3.0 tackles for loss in 2021.

• His career-high for tackles came in 2021 at Oregon State (11/13/21) when he piled up 12 stops in his first career double-digit tackle game. He added a second double-digit tackle effort with 10 stops versus Notre Dame (10/15/22) in 2022.

• In two seasons at Austin Peay, **Joshua Rudolph** appeared in 18 games with 11 starts at linebacker for the Governors.

• Rudolph had his best game of the season in Week 10 versus Wisconsin with five tackles and a solo tackle for loss. His TFL came in the fourth quarter to force a third-and-long and eventually a punt with IU holding a three-point lead.

• In 11 starts last season at APSU, Rudolph had 73 tackles and 7.5 tackles for loss. That total was boosted by a pair of 10-tackle games against Alabama A&M (9/17) and Jacksonville State (10/29).

• Redshirt sophomore **Matt Hohlt** got his feet wet in college football with two appearances as a true freshman, but the walk-on made an impact during the 2022 season 10 games played and one start at linebacker.

• Over his 10 appearances in 2022, Hohlt made 19 tackles with 1.5 tackles for loss. His first TFL was a solo stop behind the line of scrimmage at Cincinnati (9/24).

• Head coach **Tom Allen** removed the walk-on tag from Hohlt during a team meeting in fall camp.

MORE ON PAGE 5 IN SCHOLARSHIP NOTE



DEFENSIVE LINE

DEFENSIVE LINE (14)

No.	Name	Ht.	Wt.	Yr.	State
69	Biddings IV, Carl	6-0	295	R-Fr.	Ind.
96	Blidi, Philip	6-3	290	Sr.	N.J.
92	Burris Jr., Marcus	6-4	290	R-So.	Texas
58	Cannon, Aden	6-5	260	R-Fr.	Ind.
1	Carter, Andre	6-5	270	R-Sr.+	Mich.
49	Collins, Ta'Derius	6-4	235	Fr.	La.
91	Cox, LeDarius *	6-4	305	R-Sr.	Ala.
93	Harrison, Robby	6-3	330	R-Fr.	S.C.
99	James, Nick *	6-2	285	R-Fr.	Ala.
57	Kameristy, Julian	6-2	260	R-So.	Texas
51	Lucas Jr., Patrick *	6-3	235	R-Sr.	Ala.
55	Sneed Jr., Venson *	6-4	265	R-Fr.	Fla.
64	Stewart, Race	6-3	310	R-So.	Ind.
90	Monette, J'mari	6-4	290	R-Fr.	La.

* - Varsity letter earned

• In his second season, defensive line coach **Paul Randolph's** veteran group has made an impact. No starters returned from 2022 and most of the pieces in his room are in their first season of Big Ten football.

• Of the 14 defensive linemen on the roster, only four had played a down of football against a Big Ten opponent prior to 2023. However, four had seen action at the FBS level.

• It didn't take long for **Andre Carter** to make an impact in the cream and crimson with four tackles that included 2.0 tackles for loss in the season opener versus No. 3/4 Ohio State. All four tackles went for zero or negative yardage and he added a pass breakup on third down to force a Buckeyes punt.

• Carter has at least 1.0 tackle for loss in six of 11 games in 2023 and ranks No. 2 on the team (Aaron Casey, 16.0) and No. 10 in the Big Ten with 9.0 tackles for loss.

• Carter has three games with multiple tackles for loss, as he posted 2.0 stops behind the line in Week 1 and 2, before a 2.0 TFL day versus Michigan State in Week 12.

• His 4.0 tackles for loss over the first two games of the season are the most by an IU defender since 2004 **Kyle Killion** posted 5.5 tackles for loss against Central Michigan (4.5 TFL) and at Oregon (1.0 TFL).

• Along with his spot near the top of the B1G in tackles for loss, Pro Football Focus ranks his 27 total pressures tied for No. 14 in the Big Ten through 12 weeks.

• Carter joined IU from Western Michigan and was tabbed one of the Top 100 transfer portal additions (No. 59) by The Athletic and second-team All-Big Ten preseason by Athlon Sports.

• In 46 games played at WMU, Carter amassed 135 career tackles (68 solo) with 27.5 tackles for loss and 13.0 sacks. He had five forced fumbles and two interceptions at WMU.

• His best season came in 2022 when he totaled 70 tackles, 13.5 tackles for loss and 7.0 sacks on his way to second-team All-Mid-American Conference honors.

• His 81.2 overall grade by Pro Football Focus in 2022 ranked No. 15 among edge rushers in the FBS and his 90.2 pass rush grade finished tied for No. 8 nationally among defenders with at least 500 defensive snaps.

• A transfer from Texas Tech, **Philip Blidi** (blee-dee) reunites with Randolph, who coached Blidi for two seasons at TTU.

• During Week 4, Blidi ranked No. 2 in the Big Ten with six total pressures per Pro Football Focus. He had a career-high-tying six tackles and combined with **Phillip Dunnam** on a tackle for loss in the first overtime.

• In three seasons in Lubbock, Texas, Blidi totaled 40 tackles, 6.5 tackles for loss and 2.5 sacks.

• The fourth-year college player and his wife, Emma, have two children. Amara (2), who was born while he was at Texas Tech, and Brooks (1), who was born in Bloomington.

• **Marcus Burris Jr.** redshirted his initial year at Texas A&M and appeared in eight games as a redshirt freshman. **Robby Harrison** appeared in three games during his true freshman season at Arizona State.

• Burris Jr. debuted for IU against No. 3/4 Ohio State and made one stop. He collected his first career tackle for loss on a third-quarter sack versus Indiana State.

• He then got a hand on a Maryland field goal attempt in Week 5 for his first career blocked kick.

• **LeDarius Cox** and **Patrick Lucas Jr.** enter their second seasons on campus and add depth on the inside. Both transfers from Ole Miss appeared in all 12 games during the 2022 season.

• Cox made his first career start in the season opener versus No. 3/4 Ohio State. He logged his first career solo tackle for loss against Akron in the fourth quarter.

• Redshirt freshmen **Nick James** and **Venson Sneed Jr.** both enrolled early in 2022, saw the field as true freshmen and have been part of the defensive line rotation in 2023.

• James debuted against Illinois in the season opener and owns three tackles in four games played in 2022. He was among the top recruits nationally with a No. 229 ranking nationally per ESPN out of IMG Academy.

• Against Rutgers in Week 8, James logged his first career sack on a third quarter takedown of Gavin Wimsatt.

• Sneed debuted against No. 16/16 Penn State in 2022 and made his first career tackle. The four-star prospect was a top-30 defensive end prospects nationally, and participated in basketball and weight lifting at Winter Park (Fla.) High School.



CORNERBACKS

CORNERBACKS (12)

No.	Name	Ht.	Wt.	Yr.	State
2	Monds III, James *	5-11	180	R-Fr.	Fla.
3	Johnson, JoJo	5-11	180	R-So.	Ind.
5	Minor, Kobee	6-0	185	R-Jr.	Texas
9	Johnson, Jamier	6-0	180	Jr.	Calif.
15	Toomer, Nic	6-2	190	R-Jr.	Ga.
22	Sharpe, Jamari *	6-1	190	R-Fr.	Fla.
23	Shaw, Jordan	6-0	170	Fr.	Calif.
29	Hauptert, Luke	6-1	180	Fr.	Ind.
30	Evans, Mitchell *	5-11	195	R-Fr.	Ind.
33	Hole, Connor *	5-11	180	R-Jr.	Ind.
35	Stewart, Aaron	5-11	170	R-Fr.	Ind.
45	Murff, Lincoln	5-11	170	Fr.	Ind.

* - Varsity letter earned

• No group lost more after the 2022 season than the cornerbacks room, with the departure of All-Big Ten performers **Tiawan Mullen** and **Jaylin Williams**, but assistant head coach/cornerbacks coach **Brandon Shelby** has a mix of youth and transfers to blend together.

• Most of the experience on the outside comes from transfer trio **Jamier Johnson** (Texas), **Kobee Minor** (Texas Tech) and **Nic Toomer** (Stanford).

• Toomer broke up one pass against No. 3/4 Ohio State in his IU debut and followed that with his first career interception against Indiana State.

• Per PFF, Toomer had taken 315 career coverage snap prior to his first career interception.

• His first game as a Hoosier, Toomer chipped in five tackles and aforementioned one pass breakup against No. 3/4 Ohio State.

• Toomer owned 21 appearances over four seasons at Stanford. He missed the 2020 season due to injury (knee) and owned 29 tackles, 1.0 tackles for loss and five pass breakups on The Farm.

• In two seasons at Texas, Johnson appeared in 17 games, including 10 games during his freshman season in 2021. He made seven appearances in 2022, with his first career start against UTSA (9/17/22).

• Johnson made two starts over the first three weeks of the season, but missed nine games due to injury in 2023, including seven straight between Week 4-11. He returned from injury in Week 12 versus Michigan State.

• Minor appeared in 23 games over three seasons at Texas Tech and posted 12 of his 13 tackles at TTU during the 2022 season.

• Per Pro Football Focus, Minor leads all Big Ten cornerbacks with 300 coverage snaps with just 16 receptions allowed on the season.

• He opened the 2023 campaign with a career-high-tying six tackles and one pass breakup versus No. 3/4 Ohio State in his Hoosier debut.

• His bother, **Darryl Minor Jr.**, is a linebacker for the Hoosiers. Darryl transferred from UTEP and is in his first year with the program, as well.

• Among the returning cornerbacks, just four of them have seen time on the field for IU, with **Jamari Sharpe**'s three games the most of any returner. **James Monds III** (2 games), **Mitchell Evans** (1 game) and **Connor Hole** (1 game) are the only other returning student-athletes with game experience.

• Sharpe appeared in the first three games of the 2022 season, but preserved his redshirt season. A Northwestern Senior High School in Miami, Florida, Sharpe began his career as a wide receiver. It wasn't until his senior year he switched to defense.

• Sharpe made three tackles in Indiana's Week 3 contest versus Louisville at Lucas Oil Stadium and Week 4 game against Akron.

• The first interception of his career came in Week 12 against Michigan State on a third-quarter pick of Katin Houser.

• Monds III comes from a football family, as his cousin, Mario Monds (Cincinnati), and uncle, Wonder Monds (Nebraska), both played college football. He was a first-team all-state pick out of Vero Beach (Fla.) High School.

• **JoJo Johnson** began his career at Notre Dame, but redshirted his first season on campus due to injury (knee). The all-state defensive back out of Merrillville (Ind.) High School then played one season at Iowa Western C.C. with 16 stops and three interceptions in nine games.

• His collegiate debut came in the season opener against No. 3/4 Ohio State and his first tackle was vs. Louisville.

• The lone scholarship true freshman cornerback, **Jordan Shaw** made his collegiate debut at No. 10/10 Penn State and walked away with his first career tackle on a combined tackle for loss with **Aaron Casey**.

• In Week 10, Shaw made his first career start against Wisconsin and tied a team-high nine stops. He also added his first career pass breakup on third-and-2 in the fourth quarter to force a Badger punt and preserve an IU three-point lead.

• He was rated as a top 75 cornerback nationally by three of the four major recruiting services out of St. Pius X St. Matthias Academy in California. Selected to play in the All-America Bowl, he was the Del Ray League Player of the Year as a senior after 83 tackles and seven interceptions.



SAFETIES

SAFETIES (12)

No.	Name	Ht.	Wt.	Yr.	State
0	Pierre, Noah ****	5-11	180	R-Sr.+	Fla.
6	Dunnam, Phillip *	6-1	190	So.	Fla.
16	Grier, Jordan **	6-0	205	Jr.	Ga.
17	McDaniel, Tyrik	6-1	195	R-Jr.	S.C.
19	Sanguinetti, Josh ****	6-1	195	R-Sr.	Fla.
20	Moore, Louis *	6-1	190	Sr.	Texas
24	Bonds, Bryson ***	6-1	200	R-Jr.	Texas
25	Ferrell, Amare	6-2	210	Fr.	Fla.
28	Boykin, Jaz	6-0	180	Fr.	Ind.
31	Chung, Anthony	6-1	185	Fr.	Wis.
36	Conner, Clay	6-3	205	Fr.	Ind.
38	Pearce, Drew	5-11	195	R-So.	Ind.

* - Varsity letter earned

• Big Ten football is nothing new for first-year co-defensive coordinator/safeties coach **Matt Guerrieri**, who spent the 2022 season as an analyst for Ohio State's College Football Playoff team.

• Prior to joining the OSU staff last season, Guerrieri capped a 10-year stay at Duke with four seasons as defensive coordinator for the Blue Devils (2018-21).

• Guerrieri inherited arguably the most experienced group in the program, with six letterwinners returning to combine for 135 games played in the cream and crimson entering the year. The rest of the defense returned just 103 total games played at IU.

• First-time team captain **Noah Pierre** was one of the unsung heroes on the back end of the defense in 2021 and 2022.

• Pierre appeared in 40 straight games between the 2019 season and Week 9 in 2023, with all 18 of his career starts in that span. He missed Weeks 9-11 due to injury.

• A redshirt season in 2018 (1 games played) was followed by 18 appearances from 2019-20 mostly on special teams with seven total tackles. He then made 35 in 2021 and 39 in 2022.

• Pierre came up with one of the bigger defensive plays against Western Kentucky (9/17) in 2022 with a solo sack and forced fumble to force a third-and-long in overtime prior to the blocked field goal and an eventual walk-off win for IU.

• **Louis Moore** came to Indiana from the junior college ranks and was an immediate addition to the backend rotation. He appeared in all 12 games with nine tackles in 2022.

• Over his first three games in 2023, Moore doubled his career tackles total from 2022 and in Week 9 at Penn State posted his first career double-digit tackle game with 10 stops.

• In one of the most productive outings of the season, Moore posted his second double-digit tackle game in Week 11 at Illinois. He logged 10 tackles, one interception and forced two fumbles in the overtime loss.

• Moore followed up his efforts at Illinois with a 12-tackle - nine solo - performance against Michigan State.

• Moore's first career interception came as part of a multi-interception game versus Akron. His first career pick was a second-quarter grab, while his second pick came in the third quarter and he took it back 22 yards for a touchdown.

• In 2022, Moore logged his first career sack and forced a fumble, which was recovered in the end zone for a touchdown at Nebraska. He popped the ball loose in the end zone as he and **Cam Jones** met at the quarterback for the sack.

• **Josh Sanguinetti** owns 37 career appearances with 63 career tackles, four interceptions, three fumble recoveries and eight pass deflections.

• Sanguinetti's first interception of 2023 at No. 10/10 Penn State ended Drew Allar's FBS-record streak of passing attempts to start a career without an interception at 311 attempts.

• He followed that with a pair of fumble recoveries in Week 10 against Wisconsin. They were the first two fumble recoveries of the season for Indiana and marked the first time an IU defender recovered multiple fumbles in a game since **Jonathan Crawford** versus Ball State in 2016.

• He pulled down his second interception of the season against Michigan State in the first quarter, the first of two interceptions for Indiana in the game.

• **Phillip Dunnam** was one of two true freshmen not to redshirt in 2022 (**Jaylin Lucas**) and played in all 12 games with five tackles.

• Dunnam pulled in his first career interception against No. 3/4 Ohio State when he stepped in front of a Kyle McCord pass in the second quarter, which set up an Indiana field goal.

• Week 3 saw Dunnam's second career interception inside Lucas Oil Stadium to thwart a Louisville drive and set up the Hoosiers 97-yard touchdown drive in the third quarter.

• A first-quarter interception with Akron in Week 4 came at the IU 14-yard line on the Zips opening drive.

• Athleticism runs in the family for Dunnam, as cousins E.J. Biggers (cornerback) and Louis Delmas (safety) both played in the NFL and uncle, Udonis Haslem, played 19 seasons in the NBA.

• Freshman **Amare Ferrell** impressed during his first fall camp and made his first career tackle against No. 3/4 Ohio State in the season opener, a fourth quarter tackle for loss.

• In Week 8 against Rutgers, Ferrell saw his most snaps of the season (58) after an injury to Pierre. He made a career-best seven stops - all solo - in the game.

• A four-star recruit by Rivals, he earned All-First Coast honors as a junior and helped the Tigers to the 2022 Florida High School Athletic Association Class 3A state semifinals.

• Junior college product **Tyrik McDaniel** joined the program from Independence (Kan.) C.C. where he was rated the No. 1 junior college safety and No. 17 overall prospect by 247Sports.

• He appeared in five of nine games (missing four due to injury), but still logged 25 tackles, 3.5 tackles for loss, and 2.0 sacks. He also broke up four passes and blocked one kick.



OUTSIDE LINEBACKERS

OUTSIDE LINEBACKER (8)

No.	Name	Ht.	Wt.	Yr.	State
4	Jones, Anthony	6-4	255	R-Fr.	Nev.
10	Jackson, Myles *	6-2	250	R-Jr.	Ga.
18	Turvy, Andrew *	6-2	250	R-So.	Ind.
37	Schott, Jackson	6-3	200	R-So.	Ind.
40	Greenlow, Orlando	6-5	220	Fr.	Calif.
41	Carr Jr., Lanell	6-1	240	Sr.	Mo.
47	Walters, Finn	6-4	235	Fr.	Ind.
98	Laing, Trey	6-2	240	Sr.+	Fla.

• Senior **Lanell Carr Jr.** came to Indiana after 29 appearances at West Virginia and is a big part of the revamped Indiana defensive front.

• Carr Jr. posted his first three stops at IU in the season opener against No. 3/4 Ohio State and followed with four tackles, 1.5 tackles for loss and 1.0 sack in Week 2 versus Indiana State.

• In the last six weeks, Carr Jr. has piled up 6.0 tackles for loss and 4.0 sacks.

• Overall, he ranks tied for No. 13 in the Big Ten in tackles for loss (7.5) and posted a string of five straight weeks with a tackle for loss from Week 7-11.

• His 5.0 sacks are No. 14 in the Big Ten on the season, with 3.0 of those coming in conference play.

• At Michigan in Week 7, Carr Jr. had a pair of first quarter sacks and added two more tackles in just the first half. In Week 8, he added 1.0 tackles for loss as part of a career-best five tackles versus Rutgers.

• The St. Louis, Missouri, native has set career-best totals in every major defensive category in 2023. He has eclipsed his career totals entering the season in tackles for loss (7.5 in 2023; 4.5 entering the season) and sacks (5.0 in 2023; 1.0 entering the season). His 29 tackles in 2023 also eclipsed his career total (26) entering the year.

• After two seasons at UCLA, redshirt junior **Myles Jackson** has shown flashes of his play making abilities over his two seasons in Bloomington.

• At Michigan in Week 7, Jackson forced his first career fumble on a third-quarter sack that eventually forced a Wolverine field goal after UM took over inside the IU red zone.

• In 2022, Jackson grabbed his first career interception in the end zone in the third quarter to thwart a Western Kentucky in 2022 on drive and later recovered a fourth-quarter fumble versus the Hilltoppers.

• His nose for the football showed again at Nebraska in 2022, as he recovered a fumble in the end zone for a touchdown in the second quarter.

• After taking a redshirt season at Oregon, **Anthony Jones** enters his second collegiate season and continues to see more time on the field as the season progresses.

• After appearing in each of the first four games, Jones earned starts in Week 5 at Maryland and Week 7 at Michigan. In both games, Jones has two tackles.

• Jones logged a career-best five tackles at No. 10/10 Penn State in Week 9.

• The Las Vegas native appeared in two games for the Ducks, including the San Diego County Credit Union Holiday Bowl versus North Carolina.

• A prep standout at Liberty High School, he ranked as the top athlete in Nevada, was a top-10 prospect in the state and top-40 athlete nationally by Rivals and 247Sports.

• As a senior, he was a first-team Las Vegas Review-Journal All-Southern Nevada pick at outside linebacker after 39 tackles, 8.5 tackles for loss, and 3.5 sacks.

• Freshman **Orlando Greenlow** was a consensus three-star prospect from Lawndale (Calif.) High School as a wide receiver and moved to the defensive side of the ball at IU.

• The 6-foot-5 Greenlow was a top-100 prospect in the state of California by ESPN and On3. He also lettered in basketball and track and field as a prep.

• **Trey Laing** made stops at USF (2018-19), East Mississippi C.C. (2020-21) and Southern (2022) before he landed at Indiana.

• His one season at Southern featured 38 tackles, 14.0 tackles for loss and 5.00 sacks. He added one forced fumble and one fumble recovered. He posted at least one TFL in 10 of 12 games in 2021.

* - Varsity letter earned



SPECIALISTS

PLACE KICKERS (3)

No.	Name	Ht.	Wt.	Yr.	State
39	Radacic, Nicolas	5-11	185	Fr.	Texas
80	Freeman, Chris ***	6-2	205	R-So.	Ind.
96	Quintero, Alejandro *	6-0	205	R-So.	Texas

PUNTERS (2)

No.	Name	Ht.	Wt.	Yr.	State
94	Evans, James **	6-1	220	Jr.	New Zealand
96	Quintero, Alejandro *	6-0	205	R-So.	Texas

LONG SNAPPERS (2)

No.	Name	Ht.	Wt.	Yr.	State
97	Miller, Jaxon	6-0	250	R-Fr.	Ind.
95	Wracher, Sean ****	6-4	225	Sr.+	Ohio

* - Varsity letter earned

• Special teams coordinator **Kasey Teegardin** is in his fourth season at the helm of the unit and has turned it into one of the more consistent in the Big Ten.

• Teegardin's units have blocked at least one kick in each of his four seasons as the corps leader. The ledger includes 10 total blocked kicks: five field goals, four punts and one extra point.

• Indiana has blocked at least one kick each season since 2012, with 28 total blocked kicks over the 12-year span.

• At Maryland in 2023, **Marcus Burris Jr.** got a hand on a field goal attempt in the fourth quarter for his first career blocked kick.

• Three of those came during the 2022 season, all field goals. The Hoosiers got a hand on an overtime kick versus Western Kentucky (**Jaylin Williams**), blocked a Michigan kick (**James Head Jr.**) and forced overtime with a block at Michigan State (Head Jr.).

• The most dangerous return man in the Big Ten, sophomore **Jaylin Lucas** capped his true freshman season with first-team All-America honors from CBS Sports, Pro Football Focus, Walter Camp and USA Today as the country's best kick returner.

• The only returner in the FBS with multiple kickoff returns for a touchdown in 2022, Lucas was named Big Ten Rodgers-Dwight Return Specialist of the Year - first Hoosier to earn the award - and earned first-team All-Big Ten at return specialist from the conference coaches and media panels.

• With two kickoff returns for a score in 2022, Lucas finished No. 2 in program history on the single season charts, just one behind **Marcus Thigpen** (3) in 2006.

• With his 93-yard kickoff return touchdown on the opening kickoff at Rutgers, Lucas became the first Hoosier to return a kickoff for a score since **Tevin Coleman** in 2012 (at Northwestern) and the first to return the opening kickoff since **Ray Fisher** in 2009 (at Akron).

• At Michigan State in Week 12, Lucas posted a Big Ten-best 168 return yards - which ranks No. 4 on IU's single game list - and was No. 2 in the conference with 192 all-purpose yards (270; Ibrahim, Minnesota).

• His 1,002 career kickoff return yards are No. 11 all-time on Indiana's career charts. He is closing in on the top 10, just 125 yards behind **John Ginter** (1,127; 1964-66) for No. 10.

• Sophomore **James Evans** took over the reins at punter in 2021 after he enrolled in spring classes and participated in practice after committing to Indiana sight unseen in-person.

• He currently sits atop the Indiana career punting charts with a 43.8 yards per punt average. His average is over one yard better than **Alan Sutkowski's** (1995-97) mark of 42.5.

• In 2023, Evans has posted three of the top-10 single game punting averages in program history (min. 3 punts). His 57.5 yards per punt (4 punts) at Penn State in Week 9 rank ranks No. 3 on the single-game charts and are a career-best.

• In Week 8 versus Rutgers, Evans hit a career-long 70-yard punt to boost a 53.8 yards per punt average. His average against the Scarlet Knights ranks No. 6 on the IU single-game charts.

• After averaging 54.2 yards per punt on six boots versus No. 3/4 Ohio State, Evans was named to the Ray Guy Award's Ray's 8 list. The 54.2 yards per punt ranks No. 9 on the program's single game charts.

• Evans ranks No. 2 in the B1G and No. 14 nationally in punting average at 45.8 yards per punt. His average is currently one full yard better than **Drew Hagan's** program single season record of 44.8 ypp in 1999.

• Against No. 16/16 Penn State, Evans had five punts downed inside the 20-yard line, with three of those landing inside the 10-yard line of the Nittany Lions. Both totals were career highs.

• He trained under Nathan Chapman and John Smith at Prokick Australia and hadn't played a down of American football or visited the United States prior to his arrival in Bloomington.

• Long snapper **Sean Wracher** earned All-Big Ten honors from Phil Steele in each of his four seasons on campus was named a semifinalist for the Patrick Mannelly Award in 2022.

• He has started all 56 games since stepping foot on campus and has snapped for all-league kickers **Logan Justus** (2019) and **Charles Campbell** (2020), and Ray Guy Award semifinalist in **Haydon Whitehead** (2020).

• A semifinalist for the Mannelly Award, Wracher is the highest rated snapper in the Big Ten per Pro Football Focus. His 78.9 rating ranks No. 3 in the Power 5

• Place kicker was a competition throughout fall camp with redshirt sophomore **Chris Freeman** earning the job out of camp. Freeman connected on his first career field goal against No. 3/4 Ohio State in the season opener with a 42-yard conversion in the second quarter.

• With IU down 21-0 coming out of the locker room from halftime, Freeman hit a perfect inside kick and **Louis Moore** recovered the kick and the offense took just three plays to get on the scoreboard.

• The successful inside kick was the first successful inside kick for Indiana since 2017 at Purdue. IU had been unsuccessful on its previous eight attempts between Purdue and Louisville.

• Freeman converted the 28th 50-yard field goal in program history - and a career long kick - in the fourth quarter against Wisconsin to extend IU's lead to six points with just over a minute left.

• A five-star prospect per Kohl's Kicking, **Nico Radacic** was rated the No. 3 kicker nationally by 247Sports and the No. 4 kicking prospect by ESPN. He was selected to participate in the 2023 Army All-American Bowl, as well.

• Radacic was an all-district performer for Coppell (Texas) High School, after moving to America from Croatia in 2016.

• Against Indiana State, Radacic connected on a pair of extra points and his first career field goal, a 21 yarder in the fourth quarter.

RECORD BREAKDOWN

	2023	Allen at IU
Overall	3-8	33-48
Big Ten	1-7	18-42
Day Games	1-8	24-40
Night Games	2-0	9-8
Televised Games	3-8	33-46
ABC	--	2-9
Big Ten Network	3-5	19-15
CBS	0-2	0-2
ESPN	--	0-4
ESPN2/ESPNU	--	3-4
FOX	0-1	0-8
FS1	--	5-4
CBSSN	--	3-0
vs. Ranked Opponents	0-3	3-26
Scoring First	3-3	22-16
Opponent Scores First	0-5	11-32
Leading at the Half	3-1	28-8
Trailing at the Half	0-7	5-37
Tied at the Half	--	0-3
Leading after Three Quarters	3-0	29-4
Trailing after Three Quarters	0-7	4-42
Tied after Three Quarters	0-1	0-2

	2023	Allen at IU
In Overtime	1-1	5-2
Games decided by 7 or fewer points	2-3	14-18
Scoring less than 20 points	0-5	2-27
Scoring 20-29 points	2-2	8-15
Scoring 30-39 points	--	17-6
Scoring 40+ points	1-1	6-1
Allowing 10 points or less	1-0	10-0
Allowing 11-20 points	1-0	9-3
Allowing 21-30 points	1-3	8-10
Allowing 31+ points	0-5	6-35
Rushing for less than 100 yards	2-4	5-29
Rushing for 100-199 yards	0-3	18-15
Rushing for 200-299 yards	1-1	10-4
Rushing for 300+ yards	--	--
Passing for less than 200 yards	2-4	11-17
Passing for 200-299 yards	0-4	9-22
Passing for 300-399 yards	1-0	12-6
Passing for 400+ yards	--	1-3
Totaling less than 300 yards total offense	2-3	5-19
Totaling 300-399 yards total offense	0-3	7-17
Totaling 400-499 yards total offense	0-2	14-11
Totaling 500+ yards of total offense	1-0	7-1

	2023	Allen at IU
Allowing less than 100 yards rushing	1-1	14-7
Allowing 100+ yards rushing	2-7	19-41
Allowing less than 300 yards total offense	1-0	13-2
Allowing 300+ yards total offense	2-8	20-46
Having one 100-yard rusher	--	13-5
Having two 100-yard rushers	--	1-0
Opponent having a 100-yard rusher	1-3	10-21
No turnovers	1-1	10-4
1-3 turnovers	2-6	23-39
4+ turnovers	0-1	0-5
No takeaways	0-3	5-15
1-2 takeaways	2-5	17-28
3+ takeaways	1-0	11-5
Winning in turnover margin	2-2	21-10
Losing in turnover margin	0-4	7-28
Tied in turnover margin	1-2	5-10
More than 30:00 of possession	2-2	21-14
Less than 30:00 of possession	1-6	12-34



PERSONAL

Born March 14, 1970
Hometown New Castle, Ind.
Family Wife - Tracy;
 Daughters - Hannah (26) & Brittney (22)
 Son - Thomas (24)
High School New Castle
College Maranatha Baptist University, '92
 Indiana '02

COACHING EXPERIENCE

Temple Heights High School (Fla.)

1992-94: Head Coach

Armwood High School (Fla.)

1995-96: Defensive Coordinator

Marion High School (Ind.)

1997: Defensive Coordinator

Ben Davis High School (Ind.)

1998-2003: Defensive Coordinator

2004-06: Head Coach

Wabash College (11-2)

2007: Special Teams Coordinator/Secondary

Lambuth (20-5)

2008-09: Assistant Head Coach/Defensive Coordinator/Linebackers

Drake (8-4)

2010: Defensive Coordinator/Linebackers

Arkansas State (10-3)

2011: Assistant Head Coach

Mississippi (24-15)

2012-14: Linebackers/Special Teams Coordinator

South Florida (8-5)

2015: Defensive Coordinator

Indiana (33-48 as Head Coach)

2016: Associate Head Coach/Defense

2016-: Head Coach

BOWL EXPERIENCE

2012 GoDaddy.com Arkansas State
 2013 BBVA Compass Mississippi
 2013 Music City Mississippi
 2014 Peach Mississippi
 2015 Miami Beach South Florida
 2016 Foster Farms Indiana
 2020 Gator Bowl Indiana
 2021 Outback Bowl Indiana

- The 2020 American Football Coaches Association National Coach of the Year, Tom Allen is entering his seventh season as Indiana head football coach in 2023.
- Named the 2020 Hayes-Schembechler Coach of the Year (Big Ten coaches vote) and the Dave McClain Coach of the Year (Big Ten media vote).
- Joined Bill Mallory (1986, 1987) as the only Hoosier head coaches to earn the honor.
- Received the 2020 Grant Teaff Coach of the Year from the Fellowship of Christian Athletes.
- Became the third IU head coach to be named AFCA National Coach of the Year along with Bo McMillin (1945) and John Pont (1967).
- Allen was also a finalist for the 2020 Paul "Bear" Bryant Coach of the Year Award, the George Munger College Coach of the Year Award, the Dodd Trophy, and the Eddie Robinson Coach of the Year Award.
- A 31-year coaching veteran, Allen was named the program's 29th head football coach on Dec. 1, 2016.
- His 33 wins rank tied for No. 5 in school history with James H. Horne (33; 1898-1904).
- Made his head coaching debut in the 2016 Foster Farms Bowl.
- The New Castle, Ind., native joined Indiana's staff as associate head coach/defense on Jan. 15, 2016, and he promptly went on to become a Broyles Award nominee.
- Allen has strong ties to the Hoosier state as he served as head coach at Ben Davis High School (2004-06), defensive coordinator at Ben Davis (1998-03) and Marion High School (1997), and earned his master's degree from IU (2002).
- Over the past 28 seasons, the teams for which Allen has been a member of the coaching staff have posted a combined record of 255-116 (.688).

MAKING HISTORY (2020)

- Indiana (6-2, 6-1 B1G) finished the year ranked for a program record 10-consecutive weeks, including a No. 12 final rating from the Associated Press, its highest final ranking since 1967 (No. 4).
- IU played in consecutive January bowl games for the first time in school history with its invitation to the 2021 Outback Bowl.
- The Hoosiers were ranked in the Top 10 six times, the second-most in program history behind the 1945 team (9 weeks).
- Indiana collected its first Top-10 ranking in the Nov. 8 AP Poll (No. 10) since Sept. 22, 1969 (No. 10).
- IU's No. 7 rating (Dec. 13, 20) was its best in the AP Poll since Nov. 27, 1967 (No. 4).
- The Hoosiers three Top-25 victories tied for the third-most in the country and matched the school record (1945).
- Indiana clinched a winning league record in consecutive seasons for the first time since 1987-88 and for the sixth time overall (1967-68, 1944-46, 1936-37).
- IU's six conference wins tied for the most in program history (1967, 1987).
- The Hoosiers 11 Big Ten victories over the 2019-20 seasons tied for the most in a two-year span in school history (1987-88).
- Indiana collected its first win over No. 16 Wisconsin (14-6) since defeating the Badgers in 2001 and 2002, the former coming at Camp Randall Stadium.
- IU recorded its first road victory over a ranked opponent since No. 18 Missouri in 2014, and its first B1G road win over a ranked opponent since No. 22 Michigan State in 2001.
- The Hoosiers matched a program record with five-straight league victories (1967) before losing at No. 3 Ohio State and have won 11 of their last 14, their most successful stretch in conference games in school history.
- Indiana defeated Michigan State, 24-0, to reclaim the Old Brass Spittoon for the first time since 2016 and earn its first win in East Lansing since 2001.
- IU's 38-21 victory over No. 23 Michigan was its first over the Wolverines since 1987.
- The Hoosiers 36-35, overtime win against No. 8 Penn State in the season opener was the sixth against a Top-10 opponent in program history, with the last coming at No. 9 Ohio State in 1987.
- It marked Indiana's first Top-10 victory at Memorial Stadium since 1967 (No. 3 Purdue).
- IU defeated PSU, U-M, MSU, and UW in the same season for the first time in school history and beat the Wolverines and Spartans in the same year for the first time since 1967.

BREAKTHROUGH SEASON (2019)

- Guided the Hoosiers to the 2020 TaxSlayer Bowl, the program's first bowl game in the state of Florida.
- Indiana finished with an 8-5 record and a 5-4 Big Ten mark.
- IU reached eight wins for just the eighth time in school history and the first time since 1993, and it finished one win shy of matching the program record set in 1945 and 1967.
- The Hoosiers five-conference wins tied for the fourth-most in school history, one off the program record of six (1967, 1987, 2020).
- Indiana posted a winning conference mark for the first time since 1993 (5-3) and its first winning season overall since 2007 (7-6).
- On Nov. 10, IU entered the Associated Press Poll (No. 24) for the first time since Sept. 20, 1994, and moved into the Coaches Poll (No. 25) for the first time since Oct. 17, 1994.

HOOSIER HONORS

- Three coaches on Allen's staffs have been candidates for the Broyles Award, including 2020 finalist Kane Wommack and 2019 semifinalist Kalen DeBoer.
- Wommack is currently the South Alabama head coach and DeBoer is the Washington head coach.
- In his six seasons as head coach, 61 Hoosiers have earned All-Big Ten honors.
- Kick return specialist Jaylin Lucas earned All-America accolades from six outlets in 2022, including four first-team honors.
- Lucas became the first Hoosier and the first conference true freshman to be named the Big Ten Rodgers-Dwight Return Specialist of the Year.
- Tiawan Mullen became the first cornerback in program history to garner first-team All-America recognition in 2020.
- Wide receiver Ty Fryfogle and linebacker Micah McFadden collected third-team All-America accolades, giving Indiana three All-Americans in the same campaign for the first time since 2007.
- A school record 16 IU standouts received All-Big Ten honors.
- Fryfogle became the first wideout in Indiana history to be named the Big Ten Richter-Howard Receiver of the Year.
- He also was one of 11 Biletnikoff Award semifinalists, and Michael Penix Jr. was one of 17 Davey O'Brien Award semifinalists.
- A program record seven Hoosiers, including a school record four first-teamers, earned defensive recognition.
- Thirteen IU players secured 2017 all-conference honors, including six defenders, which matched 2016's mark.
- Mullen was named a 2019 True Freshman All-American.
- Thirty-four Hoosiers have been drafted or invited to NFL camps over the last six seasons, including a school-record 11 in 2018.
- Sixteen have worked out over the last six NFL Combines, highlighted by a program-record five in 2018.
- Linebacker Micah McFadden (New York Giants-2022), safety Jamar Johnson (Denver-2021), guard Simon Stepaniak (Green Bay-2020), guard Wes Martin (Washington-2019), tight end Ian Thomas (Carolina-2018), and linebacker Chris Covington (Dallas-2018) have been selected in the NFL Draft.
- Coached 15 Hoosiers currently on NFL rosters.
- Wide receiver Simmie Cobbs Jr., kicker Griffin Oakes, and linebacker Tegrays Scales garnered 2017 first-team all-league recognition. Oakes was named the Bakken-Andersen Kicker of the Year.
- Harry Crider became the 10th Hoosier to receive Academic All-America honors in 2021.
- A school-record 40 student-athletes collected Academic All-Big Ten in 2022, besting the previous mark of 39 from 2021, and Allen's six-year mark stands at 174.
- Achieved unparalleled recruiting success. IU's 2022 signing class was the highest rated in program history and finished in the Top 25 nationally, besting the previous top-ranked classes of 2018 and 2019, and included a record eight four-star prospects.

PERSONAL

- Tom and his wife, Tracy, have three children, Hannah (26), Thomas (24), and Brittney (22). Thomas was a linebacker for the Hoosiers from 2018-21.
- Earned his bachelor's degree from Maranatha Baptist University (Wis.) in 1992.

COACHING STAFF

CRAIG JOHNSON (FIELD)

Associate Head Coach/Running Backs
2nd season at Indiana



- Owns 39 years of coaching experience, including 19 in the collegiate and 20 in the professional ranks.
- Mentored five All-Pro's, highlighted by 2018 NFL Rookie of the Year Saquon Barkley and three-time Pro-Bowler Chris Johnson. Also tutored 2003 Co-MVP Steve McNair and 2006 Offensive Rookie of the Year Vince Young.
- Worked at three of the current Big Ten institutions: Maryland (1997-98), Northwestern (1992-96) and Rutgers (1986-88). Won back-to-back Big Ten titles while at Northwestern (1995-96).

BRANDON SHELBY (FIELD)

Assistant Head Coach/Cornerbacks
13th season at Indiana



- Brings 17 seasons on the collegiate sideline in 2023, including the last 13 at Indiana. Is the longest-tenured cornerbacks coach in the Big Ten East, and second-longest in the conference overall.
- In 2020, Tiawan Mullen became the first cornerback in program history to earn first-team All-America honors and was IU's first first-team All-Big Ten selection since Tracy Porter (2007).
- Jaylin Williams collected second-team all-league recognition in 2020 to mark the first time in program history two cornerbacks received All-B1G honors in the same season.

ROD CAREY (BOOTH)

Offensive Coordinator
2nd season at Indiana



- A 25-year coaching veteran, with 10 years as a collegiate head coach.
- Reached seven bowl games in 10 seasons as a head coach, including the 2013 Orange Bowl while at Northern Illinois.
- Won 64 games as a head coach (64-50) at Northern Illinois (2012-18) and Temple (2019-21).
- Tutored seven All-Americans while at NIU, including the first two-time All-American in defensive end Sutton Smith.

BOB BOSTAD (FIELD)

Run Game Coordinator/Offensive Line
1st season at Indiana



- A 33-year coaching veteran with 25 years of experience tutoring the offensive line at the collegiate and professional level.
- Tutored 11 All-Americans during his two stints at Wisconsin, which included eight on the offensive line. Also helped one tight end and two linebackers earn All-America honors at UW.
- Helped Gabe Carimi win the 2010 Outland Trophy. Carimi, Kevin Zeitler, and Travis Frederick were all taken in the first round of the NFL Draft.

MATT GUERRIERI (BOOTH)

Co-Defensive Coordinator/Safeties
1st season at Indiana



- Enters 13th season as a collegiate coach and fifth in a coordinator role. Has coached the secondary in all eight seasons as full time assistant.
- Spent the 2022 season at Ohio State as a senior advisor after 10 seasons at Duke, with the last four seasons as defensive coordinator for the Blue Devils (2018-21).
- One of three finalists for the 2020 American Football Coaches Association (AFCA) Assistant Coach of the Year, a nominee for the 2018 Broyles Award, and one of 247Sports Top 30 Coaches Under 30 in 2018 and 2019.

PAUL RANDOLPH (FIELD)

Defensive Line
2nd season at Indiana



- Enters his 26th year in coaching at the college ranks, with 23 coaching the defensive line. Has coached in all five Power 5 conferences.
- Helped programs to a bowl game on 17 occasions, including nine straight from 2010-2018
- Played 10 seasons in the Canadian Football League (Winnipeg, 1988-95; Montreal, 1996-97). Served two years as a team captain and player-coach in Montreal and won two Grey Cups (1988, 1990) in Winnipeg.

KASEY TEEGARDIN (FIELD)

Special Teams Coordinator/Outside Linebackers
6th season at Indiana



- Enters 13th season as a collegiate assistant coach and sixth on the coaching staff at Indiana.
- Charles Campbell (PK) earned 2020 second-team All-Big Ten and Haydon Whitehead (P) carded honorable-mention recognition and was a Ray Guy Award semifinalist.
- The Hoosiers finished 2021 tied for first in the country with four blocked punts.
- Hired as the then-youngest defensive coordinator in the NCAA (24 years old) at the University of Charleston in 2010.

ANTHONY TUCKER (FIELD)

Co-Offensive Coordinator/Wide Receivers
1st season at Indiana



- A 13-year collegiate assistant coach has been an offensive coordinator in his last four campaigns (UCF, 2020 [co]; Utah State, 2021-22).
- Has appeared in nine bowl games and captured four conference championships.
- Utah State tied a program record with 11 wins in 2021, won its first Mountain West Championship, defeated Oregon State in the Jimmy Kimmel LA Bowl, and finished No. 24 in both national polls.

CHAD WILT (FIELD)

Defensive Coordinator/Linebackers
2nd season at Indiana



- The two-time All-American defensive end at Taylor (Ind.) University owns 21 seasons as a collegiate assistant coach.
- Spent 2020-21 at Big Ten member Minnesota and helped develop a top-10 defense in all four major categories in 2021.
- Appeared in 12 bowl games as a coach and posted a 3-0 record versus Navy during his time at Army.
- In two seasons at Maryland, developed three NFL Draft choices on the defensive line, including Yannick Ngakoue and Quinton Jefferson in 2016.

KEVIN WRIGHT (FIELD)

Tight Ends
4th season at Indiana



- A 20-years coaching veteran with experience in both high school and college. Was a high school head coach for 16 years, along with two seasons as the offensive coordinator at Western Kentucky.
- The 2022 inductee into the Indiana Football Hall of Fame has coached 13 years in the state of Indiana and spent five seasons at IMG Academy in Bradenton, Fla (2015-19).
- Tutored Peyton Hendershot to third-team All-Big Ten honors in 2021, as he left IU as the Hoosiers' tight ends receptions (136) and yardage (1,479) leader, and was No. 2 with 14 touchdowns.

ATHLETIC PERFORMANCE

AARON WELLMAN

Senior Assistant AD for Football Performance
4th season at Indiana



- Owns 26 years of experience, including 15 in the Big Ten.
- Led strength and conditioning efforts for 16 years with stints at Michigan (2011-14), San Diego State (2009-10), and Ball State (2004-08), in addition to the New York Giants (2016-19).
- Started his career as a graduate assistant at Indiana (1997-98) before being elevated to assistant strength and conditioning coach (1998-2001).
- Earned his degree in exercise science in 1996, added a master's degrees from Indiana in applied sport science (1998) and nutrition science (2009), and his PhD (2018) from Bond University in Queensland, Australia.
- A native of Ligonier, Indiana, was a four-year member of the Manchester (Ind.) University football team.

JUSTIN COLLETT

Athletic Performance Coach
4th season at Indiana

- Owns six seasons as a college strength and conditioning coach, including stops at two Power 5 programs, Tennessee and Indiana.
- Spent the 2019 campaign as a football strength and conditioning assistant at Tennessee.
- Head strength and conditioning coordinator from 2017-19 at his alma mater, Maryville College. Played offensive line and was a team-captain and all-conference pick as a senior.

MATT GEBERT

Athletic Performance Coach
1st season at Indiana

- Owns eight years of experience as a collegiate athletic performance coach, with stops at four different universities.
- Spent three seasons at Stanford (2020-22) after three years at FIU (2017-20) and two seasons at Purdue (2016-17).
- Earned his bachelor's degree in exercise science from Western Connecticut State University, where he played running back, and a master's in applied kinesiology from Minnesota.

JORDAN HICKS

Athletic Performance Coach
3rd season at Indiana

- Owns 14 seasons as a collegiate athletic performance coach, with stops at Kentucky (2009), North Alabama (2010-11), Utah (2012-18) and Utah State (2019-20).
- Served as the director of strength and conditioning at Utah State for the two seasons prior to joining Indiana.
- Assistant director of sports performance at the University of Utah for seven years, where he worked with the football (2012-19) and track and field (2012-14) programs.
- Collegiate defensive end at Southern Illinois (200--1) and Georgetown (Ky.) College (2002-04). Played for the Tampa Bay Buccaneers and with two NFL Europe franchises.

DRUE HARRIS

Athletic Performance Coach
2nd season at Indiana

- Enters his fourth year in the collegiate athletic performance profession, with stops at Grambling, Campbell, Florida State and Hawaii.
- Served as interim director of sports performance at Grambling in the spring of 2022.
- Played football at Army (2015-16) and Colorado State (2017-20).

NUMERICAL ROSTER

NOTE: IU Athletics advanced players eligibility forward as normal in 2020-21. Any extra seasons of eligibility awarded due to COVID-19 will be recognized following a player's regular senior season. A "+" will be added to indicate the extra season.

No.	Name	Pos.	Ht.	Wt.	Yr.	Hometown/High School (Previous School)
0	Andison Coby	WR	6-2	175	Jr.	Fort Lauderdale, Fla./American Heritage (Tennessee)
0	Noah Pierre	DB	5-11	180	R-Sr.+	Miami, Fla./Champagnat Catholic
1	Donaven McCulley	WR	6-5	200	Jr.	Indianapolis, Ind./Lawrence North
1	Andre Carter	DL	6-5	270	R-Sr.+	Detroit, Mich./Cass Tech (Western Michigan)
2	Tayven Jackson	QB	6-3	215	R-Fr.	Greenwood, Ind./Center Grove (Tennessee)
2	James Monds III	DB	5-11	180	R-Fr.	Fort Pierce, Fla./Vero Beach
3	Omar Cooper Jr.	WR	6-1	195	R-Fr.	Indianapolis, Ind./Lawrence North
3	JoJo Johnson	DB	5-11	180	R-So.	Merrillville, Ind./Merrillville (Iowa Western C.C.)
4	DeQuece Carter	WR	6-0	200	Sr.+	Louisa, Va./Woodberry Forest School (Fordham)
4	Anthony Jones	OLB	6-4	255	R-Fr.	Las Vegas, Nev./Liberty (Oregon)
5	Dexter Williams II	QB	6-1	200	R-Jr.	Macon, Ga./Mount de Sales Academy
5	Kobee Minor	DB	6-0	185	R-Jr.	Dallas, Texas/Lake Dallas (Texas Tech)
6	Cam Camper	WR	6-2	195	Sr.	Lancaster, Texas/Lancaster (Trinity Valley C.C.)
6	Phillip Dunnam	DB	6-1	190	So.	Miami, Fla./North Miami Beach
7	E.J. Williams Jr.	WR	6-3	200	Sr.	Phenix City, Ala./Central (Clemson)
7	Jacob Mangum-Farrar	LB	6-4	240	R-Sr.+	Sugar Land, Texas/Kempner (Stanford)
8	Jaquez Smith	WR	6-1	195	R-So.	Atlanta, Ga./Westlake
8	Jared Casey	LB	6-3	225	R-Sr.	Louisville, Ky./Ballard (Kentucky)
9	Jamier Johnson	DB	6-0	180	Jr.	Pasadena, Calif./John Muir (Texas)
10	Derin McCulley	WR	6-0	170	R-Jr.	Indianapolis, Ind./Lawrence North (Ball State)
10	Myles Jackson	OLB	6-2	250	R-Jr.	Atlanta, Ga./Mill Creek (UCLA)
12	Jaylin Lucas	RB/RS	5-9	170	So.	Houma, La./Edna Karr
13	Kamryn Perry	WR	5-9	165	R-Fr.	Atlanta, Ga./Marietta
14	Broc Lowry	QB	6-1	210	Fr.	Canfield, Ohio/Canfield
14	Kaiden Turner	LB	6-2	230	R-Fr.	Fayetteville, Ark./Fayetteville
15	Brendan Sorsby	QB	6-3	230	R-Fr.	Denton, Texas/Lake Dallas
15	Nic Toomer	DB	6-2	190	R-Jr.	Tyrone, Ga./Sandy Creek (Stanford)
16	Jordan Grier	DB	6-0	205	Jr.	Ellenwood, Ga./Cedar Grove
17	Tyrik McDaniel	DB	6-1	195	R-Jr.	Columbia, S.C./Dutch Fork (Independence C.C.)
18	Blaze McKibbin	QB	6-5	225	R-Jr.	Santa Monica, Calif./Servite (Long Beach (Calif.) City College)
18	Andrew Turvy	OLB	6-2	250	R-So.	Carmel, Ind./Carmel
19	Roman Purcell	QB	6-0	215	R-So.	Bedminster, N.J./Indian Creek (North Carolina A&T)
19	Josh Sanguinetti	DB	6-1	195	R-Sr.	Lauderdale Lakes, Fla./University School
20	Louis Moore	DB	6-1	190	Sr.	Mesquite, Texas/Poteet (Navarro (Texas) College)
22	Jamari Sharpe	DB	6-1	190	R-Fr.	Miami, Fla./Northwestern
23	Jordan Shaw	DB	6-0	170	Fr.	Watts, Calif./St. Pius X-St. Matthias Academy
24	Jackson Wasserstrom	WR	6-0	170	R-Fr.	Westfield, Ind./Westfield
24	Bryson Bonds	DB	6-1	200	R-Jr.	Fort Worth, Texas/Crowley
25	Daniel Weems	RB	5-10	200	So.	Greenwood, Ind./Center Grove (Indiana Wesleyan)
25	Amare Ferrell	DB	6-2	210	Fr.	Lake City, Fla./Columbia
26	Josh Henderson	RB	5-11	225	Sr.+	Pennington, N.J./The Hun School (North Carolina)
26	Joshua Rudolph	LB	5-11	230	Jr.	Montgomery, Ala./Park Crossing (Austin Peay)
27	Trent Howland	RB	6-3	240	R-So.	Joliet, Ill./Joliet West
27	Xavier Trueblood	LB	5-11	215	R-Jr.	Bloomington, Ind./Bloomington North
28	Christian Turner	RB	5-11	205	R-Sr.+	Buford, Ga./Buford (Wake Forest)
28	Jaz Boykin	DB	6-0	180	Fr.	Fishers, Ind./Fishers
29	Reece Bellin	WR	6-0	200	Fr.	Carmel, Ind./Carmel
29	Luke Hauptert	DB	6-1	180	Fr.	Fort Wayne, Ind./Fort Wayne Snider
30	Mitchell Evans	DB	5-11	195	R-Fr.	Greenwood, Ind./Center Grove
31	Anthony Chung	DB	6-1	185	Fr.	Mequon, Wis./Homestead
33	David Holloman	RB	6-0	205	R-So.	Auburn Hills, Mich./Avondale
33	Connor Hole	DB	5-11	180	R-Jr.	Jamestown, Ind./Western Boone
34	Jeff Utzinger	LB	6-2	225	R-Fr.	Carmel, Ind./Cathedral
35	Aaron Stewart	DB	5-11	170	R-Fr.	Fort Wayne, Ind./Carroll
36	Reece Lozano	RB	6-1	195	R-Fr.	Bloomington, Ind./Bloomington North
36	Clay Conner	DB	6-3	205	Fr.	Boonville, Ind./Boonville
37	Declan McMahon	RB	6-0	190	R-Fr.	Brooklyn, N.Y./Poly Prep Country Day School
37	Jackson Schott	OLB	6-3	200	R-So.	Greenwood, Ind./Center Grove (Miami (Ohio))
38	Drew Pearce	DB	5-11	195	R-So.	Tipton, Ind./Tipton
39	Bryce Hendershot	TE	6-3	230	Fr.	North Salem, Ind./Tri-West
39	Nicolas Radicic	K	5-11	185	Fr.	Coppell, Texas/ Coppell
40	Orlando Greenlow	OLB	6-5	220	Fr.	Lawndale, Calif./Lawndale
41	Lanell Carr Jr.	OLB	6-1	240	Sr.	St. Louis, Mo./De Smet Jesuit (West Virginia)
42	Darryl Minor Jr.	LB	6-0	230	Sr.	Dallas, Texas/Lake Dallas (UTEP)
43	Matt Hohlt	LB	6-2	225	R-So.	Greenwood, Ind./Center Grove

ALPHABETICAL ROSTER

No.	Name	Pos.
52	Clayton Allen	LB
82	Bradley Archer	TE
73	Austin Barrett	OL
76	Matthew Bedford	OL
29	Reece Bellin	WR
67	Kahlil Benson	OL
69	Carl Biddings IV	DL
96	Philip Blidi	DL
80	Derrick Bohler	WR
66	Noah Bolticoff	OL
48	James Bomba	TE
24	Bryson Bonds	DB
28	Jaz Boykin	DB
61	Garrett Brown	OL
92	Marcus Burris Jr.	DL
6	Cam Camper	WR
58	Aden Cannon	DL
50	Zach Carpenter	OL
41	Lanell Carr Jr.	OLB
1	Andre Carter	DL
4	DeQuece Carter	WR
44	Aaron Casey	LB
8	Jared Casey	LB
31	Anthony Chung	DB
0	Andison Coby	WR
49	Ta'Derius Collins	DL
36	Clay Conner	DB
3	Omar Cooper Jr.	WR
91	LeDarius Cox	DL
6	Phillip Dunnam	DB
62	Drew Evans	OL
94	James Evans	P
30	Mitchell Evans	DB
25	Amare Ferrell	DB
53	Vincent Fiacable	OL
86	Brody Foley	TE
80	Chris Freeman	K
40	Orlando Greenlow	OLB
54	Jack Greer	OL
16	Jordan Grier	DB
93	Robby Harrison	DL
29	Luke Hauptert	DB
39	Bryce Hendershot	TE
26	Josh Henderson	RB
43	Matt Hohlt	LB
33	Connor Hole	DB
33	David Holloman	RB
27	Trent Howland	RB
10	Myles Jackson	OLB
2	Tayven Jackson	QB
99	Nick James	DL
70	Bubba Jeffries	OL
83	Eli Jochem	WR
9	Jamier Johnson	DB
3	JoJo Johnson	DB
4	Anthony Jones	OLB
78	Cooper Jones	OL
46	Isaiah Jones	LB
89	Camden Jordan	WR
57	Julian Kameristy	DL
56	Mike Katic	OL
68	Robby Kowalewski	OL
98	Trey Laing	OLB
71	Will Larkins	OL
60	Max Longman	OL
14	Broc Lowry	QB
36	Reece Lozano	RB
12	Jaylin Lucas	RB/RS
51	Patrick Lucas Jr.	DL
74	Bray Lynch	OL
7	Jacob Mangum-Farrar	LB

No.	Name	Pos.	Ht.	Wt.	Yr.	Hometown/High School (Previous School)
44	Aaron Casey	LB	6-2	235	R-Sr.+	Douglasville, Ga./Alexander
45	Trey Walker	TE	6-5	255	R-Sr.	Winnetka, Ill./New Trier
45	Lincoln Murff	DB	5-11	170	Fr.	Indianapolis, Ind./Ben Davis
46	Isaiah Jones	LB	6-2	225	R-Fr.	London, Ohio/London
47	Finn Walters	OLB	6-4	235	Fr.	Indianapolis, Ind./Brebeuf Jesuit
48	James Bomba	TE	6-6	250	R-So.	Bloomington, Ind./Bloomington South (Miami (Ohio))
48	Sam Tallen	LB	6-1	225	R-Fr.	Bloomington, Ill./Northwest Prep
49	Zac Scott	TE	6-4	235	R-Sr.	San Antonio, Texas/La Vernia (Blinn (Texas) College)
49	Ta'Derius Collins	DL	6-4	235	Fr.	Shreveport, La./Northwood
50	Zach Carpenter	OL	6-5	295	R-Sr.	Cincinnati, Ohio/Archbishop Moeller (Michigan)
51	Patrick Lucas Jr.	DL	6-3	315	R-Sr.	Prattville, Ala./Wetumpka (Ole Miss)
52	Clayton Allen	LB	6-1	180	Fr.	Fishers, Ind./Hamilton Southeastern
53	Vincent Fiacable	OL	6-4	305	R-So.	Fort Wayne, Ind./Bishop Dwenger
54	Jack Greer	OL	6-3	315	R-Fr.	Fishers, Ind./Hamilton Southeastern
55	Venson Sneed Jr.	DL	6-4	265	R-Fr.	Wabasso, Fla./Winter Park
56	Mike Katic	OL	6-4	315	R-Sr.	Pittsburgh, Pa./Pine-Richland
57	Julian Kameristy	DL	6-2	260	R-So.	Chicago, Ill./IMG Academy
58	Aden Cannon	DL	6-5	260	R-Fr.	Carmel, Ind./Guerin Catholic
60	Max Longman	OL	6-4	315	R-Sr.	Portage, Mich./Portage Central (UMass)
61	Garrett Brown	OL	6-4	315	Fr.	Southlake, Texas/Southlake Carroll
62	Drew Evans	OL	6-4	300	R-Fr.	Fort Atkinson, Wis./Fort Atkinson (Wisconsin)
63	Josh Witt	OL	6-3	315	So.	Green Bay, Wis./Ashwaubenon (Northern State (S.D.))
64	Race Stewart	DL	6-3	310	R-So.	Bloomington, Ind./Bloomington North
65	Carter Smith	OL	6-5	305	R-Fr.	Powell, Ohio/Olentangy Liberty
66	Noah Bolticoff	OL	6-5	300	R-So.	Rose Hill, Kan./Rose Hill (TCU)
67	Kahlil Benson	OL	6-6	310	R-Jr.	Southaven, Miss./Southaven
68	Robby Kowalewski	OL	6-5	255	Fr.	Grand Rapids, Mich./East Grand Rapids
69	Carl Biddings IV	DL	6-0	295	R-Fr.	East Chicago, Ind./Center Grove (Louisville)
70	Bubba Jeffries	OL	6-4	305	Fr.	Greenback, Tenn./Alcoa
71	Will Larkins	OL	6-5	310	Fr.	Hollywood, Fla./Chaminade-Madonna Prep
73	Austin Barrett	OL	6-6	290	Fr.	St. Charles, Ill./St. Charles East
74	Bray Lynch	OL	6-5	310	R-Fr.	Austin, Texas/Westlake
76	Matthew Bedford	OL	6-6	305	R-Sr.	Memphis, Tenn./Cordova
77	Joshua Sales Jr.	OL	6-6	305	R-So.	South Bend, Ind./Brownsburg
78	Cooper Jones	OL	6-6	310	R-So.	Valparaiso, Ind./Valparaiso
79	Max Williams	OL	6-6	310	R-Fr.	Lebanon, Ind./Lebanon
80	Derrick Bohler	WR	6-1	195	Fr.	Miami, Fla./Miami Palmetto
80	Chris Freeman	K	6-2	205	R-Jr.	Zionsville, Ind./Zionsville
81	Brady Simmons	WR	6-1	165	R-Fr.	Indianapolis, Ind./Ben Davis
82	Bradley Archer	TE	6-3	245	R-Sr.	Livemore, Calif./Livemore (Stanford)
83	Eli Jochem	WR	6-1	190	R-So.	Gibsonia, Pa./Pine-Richland
84	Aaron Steinfeldt	TE	6-5	250	R-So.	Bloomington, Ind./Bloomington North
85	Anthony Miller Jr.	TE	6-5	265	Fr.	Duluth, Ga./Duluth
86	Brody Foley	TE	6-6	245	R-Fr.	Cincinnati, Ohio/Anderson
88	Sam West	TE	6-4	240	Fr.	Greensburg, Ind./Greensburg Community
89	Camden Jordan	WR	6-0	185	R-So.	Carmel, Ind./Cathedral (San Jacinto College)
90	J'mari Monette	DL	6-4	290	R-Fr.	Alexandria, La./Alexandria
91	LeDarius Cox	DL	6-4	305	R-Sr.	Mobile, Ala./McGill-Toolen (Ole Miss)
92	Marcus Burris Jr.	DL	6-4	290	R-So.	Texarkana, Texas/Pleasant Grove (Texas A&M)
93	Robby Harrison	DL	6-3	330	R-Fr.	Greenwood, S.C./Emerald (Arizona State)
94	James Evans	P	6-1	220	Jr.	Auckland, New Zealand/Sacred Heart College Auckland
95	Sean Wracher	LS	6-4	225	Sr.+	Akron, Ohio/Saint Ignatius
96	Philip Blidi	DL	6-3	295	Sr.	Trenton, N.J./Portales (N.M.) (Texas Tech)
96	Alejandro Quintero	P	6-0	205	R-So.	Tyler, Texas/Grace Community (Blinn (Texas) College)
97	Jaxon Miller	LS	6-0	250	R-Fr.	Indianapolis, Ind./Triton Central (Army)
98	Trey Laing	OLB	6-2	240	Sr.+	Tallahassee, Fla./Godby (Southern)
99	Nick James	DL	6-2	285	R-Fr.	Prattville, Ala./IMG Academy

No.	Name	Pos.
1	Donaven McCulley	WR
10	Derin McCulley	WR
17	Tyrik McDaniel	DB
18	Blaze McKibbin	QB
37	Declan McMahon	RB
85	Anthony Miller Jr.	TE
97	Jaxon Miller	LS
42	Darryl Minor Jr.	LB
5	Kobee Minor	DB
2	James Monds III	DB
90	J'mari Monette	DL
20	Louis Moore	DB
45	Lincoln Murff	DB
38	Drew Pearce	DB
13	Kamryn Perry	WR
0	Noah Pierre	DB
19	Roman Purcell	QB
96	Alejandro Quintero	P
39	Nicolas Radicic	K
26	Joshua Rudolph	LB
77	Joshua Sales Jr.	OL
19	Josh Sanguinetti	DB
37	Jackson Schott	OLB
49	Zac Scott	TE
22	Jamari Sharpe	DB
23	Jordan Shaw	DB
81	Brady Simmons	WR
65	Carter Smith	OL
8	Jaquez Smith	WR
55	Venson Sneed Jr.	DL
15	Brendan Sorsby	QB
84	Aaron Steinfeldt	TE
35	Aaron Stewart	DB
64	Race Stewart	DL
48	Sam Tallen	LB
15	Nic Toomer	DB
27	Xavier Trueblood	LB
28	Christian Turner	RB
14	Kaiden Turner	LB
18	Andrew Turvy	OLB
34	Jeff Utzinger	LB
45	Trey Walker	TE
47	Finn Walters	OLB
24	Jackson Wasserstrom	WR
25	Daniel Weems	RB
88	Sam West	TE
5	Dexter Williams II	QB
7	E.J. Williams Jr.	WR
79	Max Williams	OL
63	Josh Witt	OL
95	Sean Wracher	LS

COACHING STAFF

Tom Allen	Head Coach
Craig Johnson	Associate Head Coach/Running Backs
Brandon Shelby	Assistant Head Coach/Cornerbacks
Rod Carey	Offensive Coordinator/Quarterbacks
Bob Bostad	Run Game Coordinator/Offensive Line
Matt Guerrieri	Co-Defensive Coordinator/Safeties
Paul Randolph	Defensive Line
Kasey Teegardin	Special Teams Coordinator/Outside Linebackers
Anthony Tucker	Co-Offensive Coordinator/Wide Receivers
Chad Wilt	Defensive Coordinator/Linebackers
Kevin Wright	Tight Ends
Aaron Wellman	Senior Assistant AD for Football Performance

Justin Collett	Athletic Performance Coach
Matt Gebert	Athletic Performance Coach
Jordan Hicks	Athletic Performance Coach
Drue Harris	Athletic Performance Coach
Mike Doig	Director of Football Operations
Mike Pechac	Director of Player Development/NFL Liaison & Player Academic Enhancement
Jeff McInerney	Quality Control - Defense
Ryan McInerney	Quality Control - Special Teams
Danny Friend	Quality Control - Offense

Thomas Allen	Graduate Assistant - Defense
Zach Leeds	Graduate Assistant - Offense
David Reese	Graduate Assistant - Defense
Kyle Schmidt	Graduate Assistant - Offense
John Powell	Director of Student-Athlete Development
Steven Ruzic	Assistant Athletic Director for Recruiting
Ryan Hansen	Director of Player Personnel
Mark Deal	Assistant Athletic Director for Alumni Relations
Kyle Blackman	Head Athletic Trainer
Jacob Laverman	Director of Football Rehabilitation
Isaac Hicks III	Director of Sports Performance Nutrition

ROSTER BREAKDOWN

BY POSITION

Offensive Line (20)

73 Barrett, Austin
76 Bedford, Matthew
67 Benson, Kahlil
66 Bolticoff, Noah
61 Brown, Garrett
50 Carpenter, Zach
62 Evans, Drew
53 Fiacable, Vincent
54 Greer, Jack
70 Jeffries, Bubba
78 Jones, Cooper
56 Katic, Mike
68 Kowalewski, Robby
71 Larkins, Will
60 Longman, Max
74 Lynch, Bray
77 Sales Jr., Joshua
65 Smith, Carter
79 Williams, Max
63 Witt, Josh

Wide Receivers (15)

29 Bellin, Reece
80 Bohler, Derrick
6 Camper, Cam
4 Carter, DeQuece
0 Coby, Andison
3 Cooper Jr., Omar
83 Jochem, Eli
89 Jordan, Camden
1 McCulley, Donaven
10 McCulley, Derin
13 Perry, Kamryn
81 Simmons, Brady
8 Smith, Jaquez
24 Wasserstrom, Jackson
7 Williams Jr., E.J.

Tight Ends (9)

82 Archer, Bradley
48 Bomba, James
86 Foley, Brody
39 Hendershot, Bryce
85 Miller Jr., Anthony
49 Scott, Zac
84 Steinfeldt, Aaron
45 Walker, Trey
88 West, Sam

Running Backs (8)

26 Henderson, Josh
33 Holloman, David
27 Howland, Trent
36 Lozano, Reece
12 Lucas, Jaylin
37 McMahon, Declan
28 Turner, Christian
25 Weems, Daniel

Quarterbacks (6)

2 Jackson, Tayven
14 Lowry, Broc
18 McKibbin, Blaze
19 Purcell, Roman
15 Sorsby, Brendan
5 Williams II, Dexter

Defensive Backs (24)

24 Bonds, Bryson
28 Boykin, Jaz
31 Chung, Anthony
36 Conner, Clay
6 Dunnam, Phillip
30 Evans, Mitchell
25 Ferrell, Amare
16 Grier, Jordan
29 Haupt, Luke
33 Hole, Connor
9 Johnson, Jamier
3 Johnson, JoJo
17 McDaniel, Tyrik
5 Minor, Kobe
2 Monds III, James
20 Moore, Louis
45 Murff, Lincoln
38 Pearce, Drew
0 Pierre, Noah
19 Sanguinetti, Josh
22 Sharpe, Jamari
23 Shaw, Jordan
35 Stewart, Aaron
15 Toomer, Nic

Defensive Line (14)

69 Biddings IV, Carl
96 Blidi, Philip
92 Burris Jr., Marcus
5 Cannon, Aden
1 Carter, Andre
49 Collins, Ta'Derius
91 Cox, LeDarrius
93 Harrison, Robby
99 James, Nick
57 Kameristy, Julian
51 Lucas Jr., Patrick
90 Monette, J'mari
55 Sneed Jr. Venson
64 Stewart, Race

Linebackers (12)

52 Allen, Clayton
44 Casey, Aaron
8 Casey, Jared
43 Hohlt, Matt
46 Jones, Isaiah
7 Mangum-Farrar, Jacob
42 Minor Jr., Darryl
26 Rudolph, Joshua
48 Tallen, Sam
17 Trueblood, Xavier
14 Turner, Kaiden
34 Utzinger, Jeff

Outside Linebackers (8)

41 Carr Jr., Lanell
40 Greenlow, Orlando
10 Jackson, Myles
4 Jones, Anthony
98 Laing, Trey
37 Schott, Jackson
18 Turvy, Andrew
47 Walters, Finn

Kickers (3)

80 Freeman, Chris
96 Quintero, Alejandro
39 Radicic, Nicolas

Long Snappers (2)

97 Miller, Jaxon
95 Wracher, Sean

Punters (2)

94 Evans, James
96 Quintero, Alejandro

BY ELIGIBILITY

Redshirt-Senior+ (5)

1 Carter, Andre
44 Casey, Aaron
7 Mangum-Farrar, Jacob
0 Pierre, Noah
28 Turner, Christian

Redshirt-Senior (11)

82 Archer, Bradley
76 Bedford, Matthew
50 Carpenter, Zach
8 Casey, Jared
91 Cox, LeDarrius
56 Katic, Mike
60 Longman, Max
51 Lucas Jr., Patrick
19 Sanguinetti, Josh
49 Scott, Zac
45 Walker, Trey

Senior+ (4)

4 Carter, DeQuece
26 Henderson, Josh
98 Laing, Trey
95 Wracher, Sean

Senior (6)

96 Blidi, Philip
6 Camper, Cam
41 Carr Jr., Lanell
42 Minor Jr., Darryl
20 Moore, Louis
7 Williams Jr., E.J.

Redshirt Junior (12)

67 Benson, Kahlil
24 Bonds, Bryson
80 Freeman, Chris
33 Hole, Connor
10 Jackson, Myles
10 McCulley, Derin
17 McDaniel, Tyrik
18 McKibbin, Blaze
5 Minor, Kobe
15 Toomer, Nic
27 Trueblood, Xavier
5 Williams II, Dexter

Junior (6)

0 Coby, Andison
94 Evans, James
16 Grier, Jordan
9 Johnson, Jamier
1 McCulley, Donaven
26 Rudolph, Joshua

Redshirt Sophomore (21)

66 Bolticoff, Noah
48 Bomba, James
92 Burris Jr., Marcus
53 Fiacable, Vincent
43 Hohlt, Matt
33 Holloman, David
27 Howland, Trent
83 Jochem, Eli
3 Johnson, JoJo
78 Jones, Cooper
89 Jordan, Camden
57 Kameristy, Julian
38 Pearce, Drew
19 Purcell, Roman
96 Quintero, Alejandro
77 Sales Jr., Joshua
37 Schott, Jackson
8 Smith, Jaquez
84 Steinfeldt, Aaron
64 Stewart, Race
18 Turvy, Andrew

Sophomore (4)

6 Dunnam, Phillip
12 Lucas, Jaylin
63 Witt, Josh
25 Weems, Daniel

Redshirt Freshman (30)

69 Biddings IV, Carl
58 Cannon, Aden
3 Cooper Jr., Omar
30 Evans, Mitchell
62 Evans, Drew
86 Foley, Brody
54 Greer, Jack
93 Harrison, Robby
2 Jackson, Tayven
99 James, Nick
46 Jones, Isaiah
4 Jones, Anthony
36 Lozano, Reece
74 Lynch, Bray
37 McMahon, Declan
97 Miller, Jaxon
2 Monds III, James
90 Monette, J'mari
13 Perry, Kamryn
22 Sharpe, Jamari
81 Simmons, Brady
65 Smith, Carter
55 Sneed Jr., Venson
15 Sorsby, Brendan
35 Stewart, Aaron
48 Tallen, Sam
14 Turner, Kaiden
34 Utzinger, Jeff
24 Wasserstrom, Jackson
79 Williams, Max

True Freshman (23)

52 Allen, Clayton
73 Barrett, Austin
29 Bellin, Reece
80 Bohler, Derrick
28 Boykin, Jaz
61 Brown, Garrett
31 Chung, Anthony
49 Collins, Ta'Derius
36 Conner, Clay
25 Ferrell, Amare
40 Greenlow, Orlando
29 Haupt, Luke
39 Hendershot, Bryce
70 Jeffries, Bubba
68 Kowalewski, Robby
71 Larkins, Will
14 Lowry, Broc
85 Miller Jr. Anthony
45 Murff, Lincoln
39 Radicic, Nicolas
23 Shaw, Jordan
47 Walters, Finn
88 West, Sam

BY STATE/COUNTRY

Indiana (40)

52 Allen, Clayton
29 Bellin, Reece
69 Biddings IV, Carl
48 Bomba, James
28 Boykin, Jaz
58 Cannon, Aden
36 Conner, Clay
3 Cooper Jr., Omar
30 Evans, Mitchell
53 Fiacable, Vincent
80 Freeman, Chris
54 Greer, Jack
29 Haupt, Luke
39 Hendershot, Bryce
43 Hohlt, Matt
33 Hole, Connor
2 Jackson, Tayven
3 Johnson, JoJo
78 Jones, Cooper
89 Jordan, Camden
36 Lozano, Reece
10 McCulley, Derin
1 McCulley, Donaven
97 Miller, Jaxon
45 Murff, Lincoln
38 Pearce, Drew
77 Sales Jr., Joshua
37 Schott, Jackson
81 Simmons, Brady
84 Steinfeldt, Aaron
64 Stewart, Race
35 Stewart, Aaron
27 Trueblood, Xavier
18 Turvy, Andrew
34 Utzinger, Jeff
47 Walters, Finn
24 Wasserstrom, Jackson
25 Weems, Daniel
88 West, Sam
79 Williams, Max

Texas (13)

24 Bonds, Bryson
61 Brown, Garrett
92 Burris Jr., Marcus
6 Camper, Cam
74 Lynch, Bray
7 Mangum-Farrar, Jacob
5 Minor, Kobe
42 Minor Jr., Darryl
20 Moore, Louis
96 Quintero, Alejandro
39 Radicic, Nicolas
49 Scott, Zac
15 Sorsby, Brendan

Florida (11)

80 Bohler, Derrick
0 Coby, Andison
6 Dunnam, Phillip
25 Ferrell, Amare
98 Laing, Trey
71 Larkins, Will
2 Monds III, James
0 Pierre, Noah
19 Sanguinetti, Josh
22 Sharpe, Jamari
55 Sneed Jr., Venson

Georgia (9)

44 Casey, Aaron
16 Grier, Jordan
10 Jackson, Myles
85 Miller Jr., Anthony
13 Perry, Kamryn
8 Smith, Jaquez
15 Toomer, Nic
28 Turner, Christian
5 Williams II, Dexter

Ohio (6)

50 Carpenter, Zach
86 Foley, Brody
46 Jones, Isaiah
14 Lowry, Broc
65 Smith, Carter
95 Wracher, Sean

Alabama (5)

91 Cox, LeDarrius
99 James, Nick
51 Lucas Jr., Patrick
26 Rudolph, Joshua
7 Williams Jr., E.J.

California (5)

82 Archer, Bradley
40 Greenlow, Orlando
9 Johnson, Jamier
18 McKibbin, Blaze
23 Shaw, Jordan

Illinois (5)

73 Barrett, Austin
27 Howland, Trent
57 Kameristy, Julian
48 Tallen, Sam
45 Walker, Trey

Michigan (4)

1 Carter, Andre
33 Holloman, David
68 Kowalewski, Robby
60 Longman, Max

Louisiana (3)

49 Collins, Ta'Derius
12 Lucas, Jaylin
90 Monette, J'mari

New Jersey (3)

96 Blidi, Philip
26 Henderson, Josh
19 Purcell, Roman

Wisconsin (3)

31 Chung, Anthony
62 Evans, Drew
63 Witt, Josh

Pennsylvania (2)

56 Katic, Mike
83 Jochem, Eli

South Carolina (2)

93 Harrison, Robby
17 McDaniel, Tyrik

Tennessee (2)

76 Bedford, Matthew
70 Jeffries, Bubba

Arkansas (1)

14 Turner, Kaiden

Kansas (1)

66 Bolticoff, Noah

Kentucky (1)

8 Casey, Jared

Mississippi (1)

67 Benson, Kahlil

Missouri (1)

41 Carr Jr., Lanell

Nevada (1)

4 Jones, Anthony

New York (1)

37 McMahon, Declan

New Zealand (1)

94 Evans, James

Virginia (1)

4 Carter, DeQuece



BRADLEY ARCHER

TE || 6-3 || 245 || R-SENIOR

LIVEMORE, CALIFORNIA

82

CAREER NOTES & RECORDS

Appeared in 28 games with four starts over four seasons at Stanford (2019-22) and redshirted his initial collegiate season.

2023 SEASON

Season: Appeared in ten games with two starts ... made first start as a Hoosier against No. 3/4 Ohio State (9/2) ... one of 21 transfer student-athletes to make Indiana debut in 2023.

Ohio State (9/2): Recorded first start as a Hoosier. **Indiana State (9/8):** Made first catch as a Hoosier, a 12-yard reception. **Louisville (9/16):** Had two catches for 38 yards ... made a reception for 24 yards in the third quarter. **Akron (9/23):** Logged one catch for nine yards. **at Michigan (10/14):** Caught one pass for ten yards. **at Penn State (10/28):** Snagged one catch for ten yards.

ARCHER'S CAREER STATS - RECEIVING

	GP/GS	Rec	Yds	YPR	YPG	TD	Long	High
2019	2/-	1	0	0	0	-	-	-
2020	4/-	-	-	-	-	-	-	-
2021	11/4	3	32	10.7	8.0	-	13-2x	13-2x
2022	11/-	-	-	-	-	-	-	-
2023	10/2	6	79	13.2	7.9	-	24-LOU	38-LOU
IU	10/2	6	79	13.2	7.9	-	24-LOU	38-LOU
Totals	38/6	10	111	11.1	3.1	-	24-LOU	38-LOU

ARCHER'S CAREER GAME-BY-GAME

2023	Receiving			
Opponent	No.	Yds	TD	Lg
Ohio State	-	-	-	-
Indiana State	1	12	-	12
vs. Louisville	2	38	-	24
Akron	1	9	-	9
at Maryland	-	-	-	-
at Michigan	1	10	-	10
Rutgers	-	-	-	-
at Penn State	1	10	-	10
Wisconsin	-	-	-	-
at Illinois	-	-	-	-
Michigan State	-	-	-	-
Totals	6	79	-	24
2022	Receiving			
Opponent	No.	Yds	TD	Lg
Colgate	-	-	-	-
USC	-	-	-	-
at Washington	-	-	-	-
at Oregon	-	-	-	-
at Notre Dame	-	-	-	-
Arizona State	-	-	-	-
at UCLA	-	-	-	-
Washington State	-	-	-	-
at Utah	-	-	-	-
at California	-	-	-	-
BYU	-	-	-	-
Totals	-	-	-	-
2021	Receiving			
Opponent	No.	Yds	TD	Lg
Kansas State	-	-	-	-
at USC	-	-	-	-
at Vanderbilt	-	-	-	-
UCLA	1	6	-	6
Oregon	1	13	-	13
at Arizona State	-	-	-	-
at Washington State	-	-	-	-
Utah	-	-	-	-
at Oregon State	-	-	-	-
California	1	13	-	13
Notre Dame	-	-	-	-
Totals	3	32	-	13

2020	Receiving			
Opponent	No.	Yds	TD	Lg
at Oregon	-	-	-	-
Colorado	-	-	-	-
Washington State	-	-	-	-
at California	-	-	-	-
at Washington	-	-	-	-
at Oregon State	-	-	-	-
at UCLA	-	-	-	-
Totals	-	-	-	-
2019	Receiving			
Opponent	No.	Yds	TD	Lg
Northwestern	-	-	-	-
at USC	-	-	-	-
at UCF	-	-	-	-
Oregon	-	-	-	-
at Oregon State	-	-	-	-
Washington	-	-	-	-
UCLA	-	-	-	-
Arizona	-	-	-	-
at Colorado	-	-	-	-
at Washington State	-	-	-	-
California	1	0	-	-
Notre Dame	-	-	-	-
Totals	1	0	-	-



MATTHEW BEDFORD

OL || 6-6 || 305 || R-SENIOR

MEMPHIS, TENNESSEE

76

CAREER NOTES & RECORDS

Appeared in 40 career games with 38 starts ... started games at four of the five offensive line positions, excluding center ... owns starts at right tackle (21), right guard (15), left tackle (8) and left guard (3) in his career ... moved into the starting rotation in his fourth collegiate game as a true freshman in 2019.

2023 SEASON

Season: Appeared in all 11 games with ten starts at right guard.

Ohio State (9/2): Started at right guard in return from a knee injury suffered in the season opener versus Illinois (9/2) in 2022. **Indiana State (9/8):** Started at right guard and helped the offense produce 558 total yards of offense and five rushing touchdowns ... the most rushing scores by an Indiana offense since 2016 and the most of the Tom Allen era. **Louisville (9/16):** Helped protect the offense to 357 yards of total offense ... held strong for Tayven Jackson's 299 passing yards and passing touchdown ... paved the way for the team's 97-yard scoring drive in the third quarter, the longest by an Indiana team since a 98-yard drive in 2019 against Rutgers (Oct. 12). **at Penn State (10/28):** Guided the offense to 349 yards of total offense ... allowed Brendan Sorsby to throw for 269 yards and three touchdown passes ... two of Sorsby's touchdowns went for 60-plus yards, the first game since at least 1996 that Indiana recorded two 60-plus yard offensive touchdowns ... two 60-plus yard offensive touchdowns in the game mark the first time since 2014 an Indiana offense produced multiple scores in a game ... Sorsby's pass 90-yard touchdown pass from to DeQuece Carter is tied for the third longest passing play in IU history. **at Illinois (11/11):** Helped protect the offense to 451 yards of total offense ... enabled Brendan Sorsby to post a 22-for-31 passing day with 289 yards and three touchdowns and two rushing touchdowns ... the team's 45 points were the most scored in a Big Ten game since Indiana put up 54 points at Purdue in 2015. **Michigan State (11/18):** Protected the offense to 402 yards of total offense and three touchdowns.



CAREER NOTES & RECORDS

Appeared in 23 career games with 16 starts ... made collegiate debut on special teams against Illinois (9/2/22) ... made first career start at Rutgers (10/22/22).

2023 SEASON

Season: Started all 11 games at right tackle.

Indiana State (9/8): Started at right tackle and helped the offense produce 558 total yards of offense and five rushing touchdowns ... the most rushing scores by an Indiana offense since 2016 and the most of the Tom Allen era. **Louisville (9/16):** Helped protect the offense to 357 yards of total offense ... held strong for Tayven Jackson's 299 passing yards and passing touchdown ... paved the way for the team's 97-yard scoring drive in the third quarter, the longest by an Indiana team since a 98-yard drive in 2019 against Rutgers (Oct. 12). **at Penn State (10/28):** Guided the offense to 349 yards of total offense ... allowed Brendan Sorsby to throw for 269 yards and three touchdown passes ... two of Sorsby's touchdowns went for 60-plus yards, the first game since at least 1996 that Indiana recorded two 60-plus yard offensive touchdowns ... two 60-plus yard offensive touchdowns in the game mark the first time since 2014 an Indiana offense produced multiple scores in a game ... Sorsby's pass 90-yard touchdown pass from DeQuee Carter is tied for the third longest passing play in IU history. **at Illinois (11/11):** Helped protect the offense to 451 yards of total offense ... enabled Brendan Sorsby to post a 22-for-31 passing day with 289 yards and three touchdowns and two rushing touchdowns ... the team's 45 points were the most scored in a Big Ten game since Indiana put up 54 points at Purdue in 2015. **Michigan State (11/18):** Protected the offense to 402 yards of total offense and three touchdowns.



CAREER NOTES & RECORDS

Appeared in 34 games over three seasons at Texas Tech (2020-22) ... transferred to Indiana in the spring of 2023 ... married his wife, Emma, in July 2021 ... the couple has two children, daughter, Amara, and son, Brooks.

2023 SEASON

Season: Appeared in all 11 games with ten starts ... one of 21 transfer student-athletes to make Indiana debut in 2023 ... one of 18 Hoosiers to make first career start.

Ohio State (9/2): Made first collegiate start and made one tackle. **Indiana State (9/8):** Lone tackle was a combined tackle for loss with Lanell Carr Jr. in the third quarter. **Louisville (9/16):** Charted two tackles. **Akron (9/23):** Posted six tackles ... assisted on a tackle for loss with Phillip Dunnam in the first overtime. **at Maryland (9/30):** Notched two stops. **at Michigan (10/14):** Registered three tackles. **at Penn State (10/28):** Collected two stops. **Wisconsin (11/4):** Made one tackle. **at Illinois (11/11):** Notched three tackles ... assisted on a tackle for loss with Lanell Carr Jr. in the first quarter ... had one pass breakup. **Michigan State (11/18):** Talled four stops ... combined with Aaron Casey for a tackle for loss in the second quarter.

PHILIP BLIDI'S CAREER STATS (* - at Texas Tech)

	GP/GS	Solo	Ast	Ttl	TFL	Sacks	FF	FR-Yds	Int-Yds	QBH	PBU
2020*	9/-	4	1	5	-	-	-	-	-	-	-
2021*	13/-	8	8	16	1.5-3	-	-	-	-	2	-
2022*	12/-	13	5	18	4.5-13	2.0-7	-	-	-	1	-
2023	11/10	6	19	25	2.5-6	-	-	-	-	2	1
IU	11/10	6	19	25	2.5-6	-	-	-	-	2	1
Totals	45/10	31	33	64	8.5-21	2.0-7	-	-	-	5	1

PHILIP BLIDI'S CAREER GAME-BY-GAME (* - at Texas Tech)

2023	Opponent	Solo	Ast	Total	TFL	Sacks	FF	FR-Yds	Int-Yds	QBH	PBU
	Ohio State	-	1	1	-	-	-	-	-	-	-
	Indiana State	-	1	1	0.5-2	-	-	-	-	-	-
	vs. Louisville	1	1	2	-	-	-	-	-	-	-
	Akron	2	4	6	0.5-2	-	-	-	-	-	-
	at Maryland	-	2	2	-	-	-	-	-	-	-
	at Michigan	1	2	3	-	-	-	-	-	-	-
	Rutgers	-	-	-	-	-	-	-	-	-	-
	at Penn State	1	1	2	-	-	-	-	-	1	-
	Wisconsin	-	1	1	-	-	-	-	-	-	-
	at Illinois	-	3	3	1.0-1	-	-	-	-	1	1
	Michigan State	1	3	4	0.5-1	-	-	-	-	-	-
	Totals	6	19	25	2.5-6	-	-	-	-	2	1

2022*

Opponent	Solo	Ast	Total	TFL	Sacks	FF	FR-Yds	Int-Yds	QBH	PBU
Murray State	3	1	4	3.0-9	2.0-7	-	-	-	-	-
Houston	2	1	3	1.5-4	-	-	-	-	-	-
at NC State	2	2	4	-	-	-	-	-	-	-
Texas	-	-	-	-	-	-	-	-	-	-
at Kansas State	2	-	2	-	-	-	-	-	1	-
at Oklahoma State	2	1	3	-	-	-	-	-	-	-
West Virginia	-	-	-	-	-	-	-	-	-	-
Baylor	2	-	2	-	-	-	-	-	-	-
at TCU	-	-	-	-	-	-	-	-	-	-
Kansas	-	-	-	-	-	-	-	-	-	-
at Iowa State	-	-	-	-	-	-	-	-	-	-
Oklahoma	-	-	-	-	-	-	-	-	-	-
vs. Ole Miss	-	-	-	-	-	-	-	-	-	-
Totals	13	5	18	4.5-13	2.0-7	-	-	-	1	-

2021*

Opponent	Solo	Ast	Total	TFL	Sacks	FF	FR-Yds	Int-Yds	QBH	PBU
at Houston	1	-	1	-	-	-	-	-	-	-
Stephen F. Austin	2	1	3	-	-	-	-	-	1	-
FIU	1	-	1	-	-	-	-	-	-	-
at Texas	1	2	3	-	-	-	-	-	-	-
at West Virginia	-	-	-	-	-	-	-	-	-	-
TCU	-	-	-	-	-	-	-	-	-	-
at Kansas	-	-	-	-	-	-	-	-	-	-
Kansas State	-	-	-	-	-	-	-	-	-	-
at Oklahoma	-	-	-	-	-	-	-	-	-	-
Iowa St.	-	1	1	-	-	-	-	-	-	-
Oklahoma State	2	4	6	1.5-3	-	-	-	-	-	-
Baylor	-	-	-	-	-	-	-	-	-	-
vs. Mississippi State	1	-	1	-	-	-	-	-	1	-
Totals	8	8	16	1.5-3	-	-	-	-	2	-

2020*

Opponent	Solo	Ast	Total	TFL	Sacks	FF	FR-Yds	Int-Yds	QBH	PBU
Houston Baptist	-	-	-	-	-	-	-	-	-	-
Texas	-	-	-	-	-	-	-	-	-	-
at Kansas State	1	-	1	-	-	-	-	-	-	-
at Iowa State	-	-	-	-	-	-	-	-	-	-
West Virginia	1	-	1	-	-	-	-	-	-	-
Oklahoma	1	-	1	-	-	-	-	-	-	-
at TCU	-	1	1	-	-	-	-	-	-	-
Baylor	-	-	-	-	-	-	-	-	-	-
at Oklahoma State	-	-	-	-	-	-	-	-	-	-
Kansas	1	-	1	-	-	-	-	-	-	-
Totals	4	1	5	-	-	-	-	-	-	-



CAREER NOTES & RECORDS

Received scholarship prior to the 2022 season ... becomes the third generation of his family to earn a football scholarship to Indiana ... Father, **Matt Bomba** (1990-92), was a walk-on that earned a scholarship, while both grandfathers, **Brad Bomba** (1954-56) and **Bob VanPelt** (1964-66), were on scholarship at IU.

2023 SEASON

Season: Appeared in ten games with seven starts.

Indiana State (9/8): Caught two passes in a game for the third time in his career. **Louisville (9/16):** Pulled in a catch of 15 yards in the third quarter as part of Indiana's 97-yard scoring drive in the third quarter ... the longest scoring drive by the Indiana offense since a 98-yard drive in 2019 against Rutgers (Oct. 12). **at Maryland (9/30):** Made one catch for six yards. **Rutgers (10/21):** Had one catch for 13 yards. **Michigan State (11/18):** Caught one pass for three yards and his first career touchdown in the third quarter.

BOMBA'S CAREER STATS - RECEIVING

	GP/GS	Rec	Yds	YPR	YPG	TD	Long	High
2022	9/3	5	22	4.4	2.4	-	8-PUR	11-PUR
2023	10/7	6	53	8.8	5.3	1	15-LOU	16-ISU
Totals	19/10	11	75	6.8	3.9	1	15-LOU	16-ISU

BOMBA’S CAREER GAME-BY-GAME

2023		Receiving			
Opponent		No.	Yds	TD	Lg
Ohio State		-	-	-	-
Indiana State		2	16	-	14
vs. Louisville		1	15	-	15
Akron		-	-	-	-
at Maryland		1	6	-	6
at Michigan		-	-	-	-
Rutgers		1	13	-	13
at Penn State		-	-	-	-
Wisconsin		-	-	-	-
at Illinois		-	-	-	-
Michigan State		1	3	1	3
Totals		6	53	1	15
2022		Receiving			
Opponent		No.	Yds	TD	Lg
Illinois		-	-	-	-
Idaho		-	-	-	-
Western Ky.		1	5	-	5
at Cincinnati		-	-	-	-
at Nebraska		-	-	-	-
Michigan		-	-	-	-
Maryland		2	6	-	5
at Rutgers		-	-	-	-
Penn State		-	-	-	-
at Ohio State		-	-	-	-
at Michigan State		-	-	-	-
Purdue		2	11	-	8
Totals		5	22	-	8



BRYSON BONDS

DB || 6-1 || 200 || R-JUNIOR

FORT WORTH, TEXAS

24

CAREER NOTES & RECORDS

Owns one career takeaway with a fumble recovery at Ohio State (11/12/22).

2023 SEASON

Season: Appeared in ten games.

Ohio State (9/2): Had two solo tackles on special teams ... third-highest graded special teams player in the Big Ten (81.5) per Pro Football Focus. **at Michigan (10/14):** Lone tackle was on special teams. **Wisconsin (11/4):** Posted one solo stop.

BONDS’ CAREER STATS

	GP/GS	Solo	Ast	Ttl	TFL	Sacks	FF	FR-Yds	Int-Yds	QBH	PBU
2020	8/-	1	1	2	-	-	-	-	-	-	-
2021	3/-	-	1	1	-	-	-	-	-	-	-
2022	12/-	8	6	14	-	-	-	1-0	-	-	-
2023	10/-	4	-	4	-	-	-	-	-	-	-
Totals	33/-	13	8	21	-	-	-	1-0	-	-	-

BONDS’ CAREER GAME-BY-GAME

2023		Solo	Ast	Total	TFL	Sacks	FF	FR-Yds	Int-Yds	QBH	PBU
Opponent											
Ohio State		2	-	2	-	-	-	-	-	-	-
Indiana State		-	-	-	-	-	-	-	-	-	-
vs. Louisville		-	-	-	-	-	-	-	-	-	-
Akron		-	-	-	-	-	-	-	-	-	-
at Maryland		-	-	-	-	-	-	-	-	-	-
at Michigan		1	-	1	-	-	-	-	-	-	-
Rutgers		-	-	-	-	-	-	-	-	-	-
at Penn State		-	-	-	-	-	-	-	-	-	-
Wisconsin		1	-	1	-	-	-	-	-	-	-
at Illinois		-	-	-	-	-	-	-	-	-	-
Michigan State		-	-	-	-	-	-	-	-	-	-
Totals		4	-	4	-	-	-	-	-	-	-

2022

Opponent	Solo	Ast	Total	TFL	Sacks	FF	FR-Yds	Int-Yds	QBH	PBU
Illinois	-	-	-	-	-	-	-	-	-	-
Idaho	1	2	3	-	-	-	-	-	-	-
Western Ky.	-	-	-	-	-	-	-	-	-	-
at Cincinnati	-	-	-	-	-	-	-	-	-	-
at Nebraska	1	-	1	-	-	-	-	-	-	-
Michigan	-	-	-	-	-	-	-	-	-	-
Maryland	1	-	1	-	-	-	-	-	-	-
at Rutgers	1	-	1	-	-	-	-	-	-	-
Penn State	-	3	3	-	-	-	-	-	-	-
at Ohio State	3	1	4	-	-	-	1-0	-	-	-
at Michigan State	1	-	1	-	-	-	-	-	-	-
Purdue	-	-	-	-	-	-	-	-	-	-
Totals	8	6	14	-	-	-	1-0	-	-	-

2021

Opponent	Solo	Ast	Total	TFL	Sacks	FF	FR-Yds	Int-Yds	QBH	PBU
at Iowa	-	1	1	-	-	-	-	-	-	-
Idaho	-	-	-	-	-	-	-	-	-	-
Cincinnati	-	-	-	-	-	-	-	-	-	-
at Western Ky.	-	-	-	-	-	-	-	-	-	-
at Penn State	-	-	-	-	-	-	-	-	-	-
Michigan State	-	-	-	-	-	-	-	-	-	-
Ohio State	-	-	-	-	-	-	-	-	-	-
at Maryland	-	-	-	-	-	-	-	-	-	-
at Michigan	-	-	-	-	-	-	-	-	-	-
Rutgers	-	-	-	-	-	-	-	-	-	-
Minnesota	-	-	-	-	-	-	-	-	-	-
at Purdue	-	-	-	-	-	-	-	-	-	-
Totals	-	1	1	-	-	-	-	-	-	-

2020

Opponent	Solo	Ast	Total	TFL-Yds	Sacks	FF	FR-Yds	Int-Yds	QBH	PBU
Penn State	-	1	1	-	-	-	-	-	-	-
at Rutgers	1	-	1	-	-	-	-	-	-	-
Michigan	-	-	-	-	-	-	-	-	-	-
at Michigan St.	-	-	-	-	-	-	-	-	-	-
at Ohio State	-	-	-	-	-	-	-	-	-	-
Maryland	-	-	-	-	-	-	-	-	-	-
at Wisconsin	-	-	-	-	-	-	-	-	-	-
vs. Ole Miss	-	-	-	-	-	-	-	-	-	-
Totals	1	1	2	-	-	-	-	-	-	-



MARCUS BURRIS JR.

DL || 6-4 || 290 || R-SOPHOMORE

TEXARKANA, TEXAS

92

CAREER NOTES & RECORDS

Appeared in eight games over two seasons at Texas A&M (2021-22) and redshirted his initial season on campus.

2023 SEASON

Season: Appeared in all 11 games with seven starts ... one of 21 transfer student-athletes to make Indiana debut in 2023 ... one of 18 Hoosiers to make first career start.

Ohio State (9/2): Notched one tackle in his first appearance as a Hoosier. **Indiana State (9/8):** Posted first career sack when he brought down Indiana State quarterback Evan Olaes for a 1-yard loss in the third quarter. **at Maryland (9/30):** Made first career start ... had two stops ... blocked first career kick on a field goal attempt in the fourth quarter. **at Michigan (10/14):** Logged two solo tackles. **Rutgers (10/21):** Registered two solo stops. **at Penn State (10/28):** Charted four tackles. **Wisconsin (11/4):** Registered one stop. **a Illinois (11/11):** Logged two solo stops ... brought down Reggie Love III for a 1-yard loss in the first quarter. **Michigan State (11/18):** Collected two solo stops.

MARCUS BURRIS’ CAREER STATS (* - at Texas A&M)

	GP/GS	Solo	Ast	Ttl	TFL	Sacks	FF	FR-Yds	Int-Yds	QBH	PBU
2021*		-	-	-	-	-	-	-	-	-	-
2022*	8/-	-	1	1	-	-	-	-	-	1	-
2023	11/7	12	5	17	2.0-2	1.0-1	-	-	-	-	-
IU	11/7	12	6	18	2.0-2	1.0-1	-	-	-	-	-
Totals	19/7	12	6	18	2.0-2	1.0-1	-	-	-	1	-

MARCUS BURRIS' CAREER GAME-BY-GAME (* - at Texas A&M)

2023

Opponent	Solo	Ast	Total	TFL	Sacks	FF	FR-Yds	Int-Yds	QBH	PBU
Ohio State	-	1	1	-	-	-	-	-	-	-
Indiana State	1	-	1	1.0-1	1.0-1	-	-	-	-	-
vs. Louisville	-	-	-	-	-	-	-	-	-	-
Akron	-	-	-	-	-	-	-	-	-	-
at Maryland	1	1	2	-	-	-	-	-	-	-
at Michigan	2	-	2	-	-	-	-	-	-	-
Rutgers	2	-	2	-	-	-	-	-	-	-
at Penn State	2	2	4	-	-	-	-	-	-	-
Wisconsin	-	1	1	-	-	-	-	-	-	-
at Illinois	2	-	2	1.0-1	-	-	-	-	-	-
Michigan State	2	-	2	-	-	-	-	-	-	-
Totals	12	5	17	2.0-2	1.0-1	-	-	-	-	-

2022*

Opponent	Solo	Ast	Total	TFL	Sacks	FF	FR-Yds	Int-Yds	QBH	PBU
Sam Houston	-	-	-	-	-	-	-	-	1	-
Appalachian St.	-	-	-	-	-	-	-	-	-	-
Miami	-	-	-	-	-	-	-	-	-	-
Arkansas	-	-	-	-	-	-	-	-	-	-
at Mississippi St.	1	1	-	-	-	-	-	-	-	-
at Alabama	-	-	-	-	DNP	-	-	-	-	-
at South Carolina	-	-	-	-	DNP	-	-	-	-	-
Ole Miss	-	-	-	-	-	-	-	-	-	-
Florida	-	-	-	-	-	-	-	-	-	-
at Auburn	-	-	-	-	-	-	-	-	-	-
UMass	-	-	-	-	DNP	-	-	-	-	-
LSU	-	-	-	-	DNP	-	-	-	-	-
Totals	-	1	1	-	-	-	-	-	-	-



CAM CAMPER

WR || 6-2 || 195 || SENIOR
LANCASTER, TEXAS

6

CAREER NOTES & RECORDS

Logged 156 yards receiving in his Indiana debut, the most by a Hoosier in a debut in program history ... one of eight Hoosiers all-time (10 occurrences) to log multiple double-digit catch games in a career, just one shy of **Whop Philyor** (3; 2019) and **Damarlo Belcher** (3; 2010) atop that list ... named to 2023 College Football Comeback Player of the Year Preseason Watch List after his return from injury.

2023 SEASON

Season: Started seven games ... started against No. 3/4 Ohio State (9/2) in his first game back from injury suffered at Rutgers (knee) on Oct. 22, 2022.

Ohio State (9/2): Made three catches for a team-high 35 yards ... had 24-yard garb for Indiana quarterback Tayven Jackson's first completion as a Hoosier. **Indiana State (9/8):** Made three catches for 37 yards. **Louisville (9/16):** Pulled in three catches for 74 yards ... had a 41-yard reception. **Akron (9/23):** Made four catches for 103 yards ... one touchdown in the first overtime period to tie the game at 24-24 ... had two 40-yard receptions. **at Michigan (10/14):** Hauled in three catches for 29 yards. **Rutgers (10/21):** Caught one ball for seven yards.

CAMPER'S CAREER STATS

	GP/GS	Rec	Yds	YPR	YPG	TD	Long	High
2022	7/7	46	569	12.4	81.3	2	40-ILL	156-ILL
2023	7/7	17	292	17.2	41.7	1	41-LOU	103-AKR
Totals	14/14	63	827	13.1	59.1	3	41-LOU	156-ILL

CAMPER'S CAREER GAME-BY-GAME

Opponent	Receiving			
	No.	Yds	TD	Lg
Ohio State	3	35	-	24
Indiana State	3	37	-	21
vs. Louisville	3	74	-	41
Akron	4	103	1	40
at Maryland	-	-	-	-
at Michigan	3	39	-	15
Rutgers	1	7	-	7
at Penn State	-	-	-	-
Wisconsin	-	-	-	-
at Illinois	-	-	-	-
Michigan State	-	-	-	-
Totals	17	292	-	41

2022

Opponent	Receiving			
	No.	Yds	TD	Lg
Illinois	11	156	-	40
Idaho	4	43	-	18
Western Ky.	8	93	1	26
at Cincinnati	10	126	-	20
at Nebraska	-	-	-	-
Michigan	2	39	-	33
Maryland	6	69	1	24
at Rutgers	5	43	-	19
Penn State	-	-	-	-
at Ohio State	-	-	-	-
at Michigan State	-	-	-	-
Purdue	-	-	-	-
Totals	46	569	2	40



ZACH CARPENTER

OL || 6-5 || 295 || R-SENIOR
CINCINNATI, OHIO

50

CAREER NOTES & RECORDS

Made 26 appearances with 24 starts at Indiana ... has played both center and right guard ... started 19 times at center and five times at right guard.

2023 SEASON

Season: Started all 11 games at center.

Indiana State (9/8): Started at center and helped the offense produce 558 total yards of offense and five rushing touchdowns ... the most rushing scores by an Indiana offense since 2016 and the most of the Tom Allen era. **Louisville (9/16):** Helped protect the offense to 357 yards of total offense ... held strong for Tayven Jackson's 299 passing yards and passing touchdown ... paved the way for the team's 97-yard scoring drive in the third quarter, the longest by an Indiana team since a 98-yard drive in 2019 against Rutgers (Oct. 12). **at Penn State (10/28):** Guided the offense to 349 yards of total offense ... allowed Brendan Sorsby to throw for 269 yards and three touchdown passes ... two of Sorsby's touchdowns went for 60-plus yards, the first game since at least 1996 that Indiana recorded two 60-plus yard offensive touchdowns ... two 60-plus yard offensive touchdowns in the game mark the first time since 2014 an Indiana offense produced multiple scores in a game ... Sorsby's pass 90-yard touchdown pass from DeQuee Carter is tied for the third longest passing play in IU history. **at Illinois (11/11):** Helped protect the offense to 451 yards of total offense ... enabled Brendan Sorsby to post a 22-for-31 passing day with 289 yards and three touchdowns and two rushing touchdowns ... the team's 45 points were the most scored in a Big Ten game since Indiana put up 54 points at Purdue in 2015. **Michigan State (11/18):** Protected the offense to 402 yards of total offense and three touchdowns.



LANELL CARR JR.

OLB || 6-1 || 240 || SENIOR
ST. LOUIS, MISSOURI

41

CAREER NOTES & RECORDS

Appeared in 27 games with four starts over three seasons at West Virginia (2020-22) ... transferred to Indiana in the spring of 2023.

2023 SEASON

Season: Appeared in 11 games with nine starts ... first start as a Hoosier came against No. 3/4 Ohio State (9/2) ... one of 21 transfer student-athletes to make Indiana debut in 2023.

Ohio State (9/2): Made three stops in his first start as a Hoosier. **Indiana State (9/8):** Made four tackles ... combined with Philip Blied for a tackle for loss in the third quarter ... made first sack as a Hoosier in the first quarter. **Louisville (9/16):** Charted one solo tackle. **Akron (9/23):** Posted three tackles and one pass breakup. **at Michigan (10/14):** Registered four tackles ... logged first career multi-sack game with 2.0 sacks ... both sacks came in the first quarter. **Rutgers (10/21):** Had five tackles ... solo tackle for loss in the second quarter. **at Penn State (10/28):** Collected three solo stops and one sack ... sacked Drew Allar for a loss of six yards in the first quarter. **Wisconsin (11/4):** Made two stops ... combined with Venson Sneed Jr. on a second quarter tackle for loss ... had one pass breakup. **at Illinois (11/11):** Logged four stops ... combined with Philip Blied for a tackle for loss in the first quarter.... sacked John Paddock for a loss of eight yards on the last play of regulation.

CARR'S CAREER STATS (* - at West Virginia)

	GP/GS	Solo	Ast	Ttl	TFL	Sacks	FF	FR-Yds	Int-Yds	QBH	PBU
2020*	6/-	1	-	1	-	-	-	-	-	-	-
2021*	9/2	2	2	4	-	-	-	-	-	-	-
2022*	12/2	8	13	21	4.5-15	1.0-9	-	-	-	2	1
2023	11/9	17	12	29	7.5-45	5.0-37	-	-	-	2	2
IU	11/9	17	12	29	7.5-45	5.0-37	-	-	-	2	2
Totals	38/13	28	27	55	12.0-60	6.0-46	-	-	-	4	3

CARR'S CAREER GAME-BY-GAME (* - at West Virginia)

2023

Opponent	Solo	Ast	Total	TFL	Sacks	FF	FR-Yds	Int-Yds	QBH	PBU
Ohio State	-	3	3	-	-	-	-	-	-	-
Indiana State	2	2	4	1.5-9	1.0-6	-	-	-	1	-
vs. Louisville	1	-	1	-	-	-	-	-	-	-
Akron	2	1	3	-	-	-	-	-	-	1
at Maryland	-	-	-	-	-	-	-	-	-	-
at Michigan	3	1	4	2.0-17	2.0-17	-	-	-	-	-
Rutgers	4	1	5	1.0-4	-	-	-	-	-	-
at Penn State	3	-	3	1.0-6	1.0-6	-	-	-	1	-
Wisconsin	-	2	2	0.5-0	-	-	-	-	-	1
at Illinois	2	2	4	1.5-9	1.0-8	-	-	-	-	-
Michigan State	-	-	-	-	-	-	-	-	-	-
Totals	17	12	29	7.5-45	5.0-37	-	-	-	2	2

2022*

Opponent	Solo	Ast	Total	TFL	Sacks	FF	FR-Yds	Int-Yds	QBH	PBU
at Pitt	-	-	-	-	-	-	-	-	-	-
Kansas	1	-	1	-	-	-	-	-	-	-
Towson	1	1	2	1.0-1	-	-	-	-	-	-
at Virginia Tech	-	1	1	-	-	-	-	-	1	-
at Texas	1	2	3	1.5-3	-	-	-	-	-	-
Baylor	1	-	1	-	-	-	-	-	-	-
at Texas Tech	2	1	3	1.0-2	-	-	-	-	-	-
TCU	-	-	-	-	-	-	-	-	-	-
at Iowa State	-	2	2	-	-	-	-	-	-	-
Oklahoma	-	2	2	-	-	-	-	-	-	-
Kansas State	-	3	3	-	-	-	-	-	1	-
at Ok. State	2	1	3	1.0-9	-	-	-	-	-	1
Totals	8	13	21	4.5-15	-	-	-	-	2	1

2021*

Opponent	Solo	Ast	Total	TFL	Sacks	FF	FR-Yds	Int-Yds	QBH	PBU
at Maryland	-	-	-	-	-DNP-	-	-	-	-	-
LIU	1	1	2	-	-	-	-	-	-	-
Virginia Tech	-	-	-	-	-	-	-	-	-	-
at Oklahoma	-	-	-	-	-DNP-	-	-	-	-	-
Texas Tech	-	-	-	-	-DNP-	-	-	-	-	-
at Baylor	-	-	-	-	-	-	-	-	-	-
at TCU	-	-	-	-	-	-	-	-	-	-
Iowa State	-	-	-	-	-	-	-	-	-	-
Ok. State	-	1	1	-	-	-	-	-	-	-
at Kansas St.	-	-	-	-	-	-	-	-	-	-
Texas	-	-	-	-	-	-	-	-	-	-
at Kansas	1	-	1	-	-	-	-	-	-	-
Minnesota	-	-	-	-	-DNP-	-	-	-	-	-
Totals	2	2	4	-	-	-	-	-	-	-

2020*

Opponent	Solo	Ast	Total	TFL	Sacks	FF	FR-Yds	Int-Yds	QBH	PBU
Eastern Ky.	1	-	1	-	-	-	-	-	-	-
at Ok. State	-	-	-	-	-DNP-	-	-	-	-	-
Baylor	-	-	-	-	-	-	-	-	-	-
Kansas	-	-	-	-	-DNP-	-	-	-	-	-
at Texas Tech	-	-	-	-	-DNP-	-	-	-	-	-
Kansas State	-	-	-	-	-	-	-	-	-	-
at Texas	-	-	-	-	-	-	-	-	-	-
TCU	-	-	-	-	-	-	-	-	-	-
at Iowa State	-	-	-	-	-DNP-	-	-	-	-	-
Oklahoma	-	-	-	-	-Canceled-	-	-	-	-	-
Army	-	-	-	-	-	-	-	-	-	-
Totals	1	-	1	-	-	-	-	-	-	-



ANDRE CARTER

DL || 6-5 || 270 || R-SENIOR+
DETROIT, MICHIGAN

1

CAREER NOTES & RECORDS

Appeared in 46 games with 24 starts in four seasons at Western Michigan (2018-22) and redshirted his initial collegiate season ... second-team All-MAC selection in 2022.

2023 SEASON

Season: Started all 11 games ... one of 21 transfer student-athletes to make Indiana debut in 2023.

Ohio State (9/2): Posted four tackles, including 2.0 tackles for loss in Indiana debut ... added one pass breakup ... all four tackles went for zero yards or minus yardage ... tackled Devin Brown for a 3-yard loss in the second quarter ... added a fourth-quarter TFL of DeaMonte Trayanum. **Indiana State (9/2):** Notched four tackles ... had solo sack in the third quarter ... 2.0 tackles for loss ... forced a 1-yard loss in the first quarter. **Louisville (9/16):** Logged four tackles and one pass breakup. **Akron (9/23):** Recorded four tackles ... a solo sack in the third quarter, forced a loss of 11 yards ... had stop on third down in the second overtime to force an Akron field goal. **at Maryland (9/30):** Made four stops ... had one tackle for loss in the fourth quarter. **at Michigan (10/14):** Notched two tackles. **Rutgers (10/21):** Collected seven tackles ... solo tackle for loss in the second quarter. **at Penn State (10/28):** Had eight stops. **Wisconsin (11/4):** Registered two tackles and one pass breakup. **at Illinois (11/11):** Made three stops. **Michigan State (11/18):** Totaled two tackles ... brought Katin Houser down for a 5-yard loss in the first quarter ... Harold Joiner for a 2-yard loss in the fourth quarter.

A. CARTER'S CAREER STATS

	GP/GS	Solo	Ast	Ttl	TFL	Sacks	FF	FR-Yds	Int-Yds	QBH	PBU
2018	4/-	5	2	7	2.0-7	-	1	-	-	-	-
2019	13/-	8	15	23	5.5-19	2.5-14	-	-	1-29	6	-
2020	5/1	2	3	5	1.5-5	0.5-2	-	-	-	-	-
2021	12/10	17	12	29	5.5-26	2.5-18	1	-	-	5	-
2022	12/12	35	33	68	13.5-59	7.0-41	2	-	1-11	3	-
2023	11/11	25	19	44	9.0-39	2.0-16	-	-	-	3	3
IU	11/11	25	19	44	9.0-32	2.0-16	-	-	-	3	3
Totals	57/34	92	84	176	37.0-157	14.5-91	4	-	2-40	17	3

A. CARTER'S CAREER GAME-BY-GAME (* - at Western Michigan)

2023

Opponent	Solo	Ast	Total	TFL	Sacks	FF	FR-Yds	Int-Yds	QBH	PBU
Ohio State	2	2	4	2.0-7	-	-	-	-	-	1
Indiana State	3	1	4	2.0-6	1.0-5	-	-	-	-	-
vs. Louisville	1	3	4	-	-	-	-	-	2	1
Akron	3	1	4	1.0-11	1.0-11	-	-	-	-	-
at Maryland	2	2	4	1.0-3	-	-	-	-	-	-
at Michigan	-	2	2	-	-	-	-	-	-	-
Rutgers	5	2	7	1.0-5	-	-	-	-	-	-
at Penn State	5	3	8	-	-	-	-	-	1	-
Wisconsin	1	1	2	-	-	-	-	-	-	1
at Illinois	1	2	3	-	-	-	-	-	-	-
Michigan State	2	-	2	2.0-7	-	-	-	-	1	-
Totals	25	19	44	9.0-39	2.0-16	-	-	-	3	3

2022*

Opponent	Solo	Ast	Total	TFL	Sacks	FF	FR-Yds	Int-Yds	QBH	PBU
at Michigan St.	3	4	7	1.0-7	1.0-7	-	-	-	1	-
at Ball State	3	-	3	-	-	-	-	-	-	-
Pittsburgh	6	5	11	1.0-3	-	-	-	-	1	-
at San Jose State	2	1	3	-	-	-	-	-	2	-
New Hampshire	2	2	4	1.0-4	-	-	-	-	1	-
Eastern Mich.	4	2	6	1.0-5	1.0-5	-	-	-	-	-
Ohio	4	2	6	-	-	-	-	-	3	-
at Miami (OH)	2	5	7	3.0-14	1.5-9	1	-	-	-	-
at Bowling Green	0	2	2	-	-	-	-	-	-	-
Northern Illinois	2	4	6	1.0-3	-	-	-	1-11	-	-
at Central Mich.	5	1	6	3.0-14	2.0-13	-	-	-	-	-
Toledo	2	5	7	2.5-9	1.5-7	1	-	-	3	-
Totals	35	33	68	13.5-59	7.0-41	2	-	1-11	11	-

2021*

Opponent	Solo	Ast	Total	TFL	Sacks	FF	FR-Yds	Int-Yds	QBH	PBU
at Michigan	-	3	3	-	-	-	-	-	-	-
Illinois State	1	1	2	0.5-3	0.5-3	-	-	-	1	-
at Pittsburgh	-	-	-	-	-	-	-	-	-	-
San Jose State	-	-	-	-	- DNP -	-	-	-	-	-
at Buffalo	2	-	2	1.0-1	-	-	-	-	-	-
Ball State	1	-	1	1.0-9	1.0-9	1	-	-	-	-
Kent State	1	-	1	-	-	-	-	-	-	-
at Toledo	3	2	5	1.0-4	-	-	-	-	1	-
Central Mich.	2	-	2	-	-	-	-	-	-	-
Akron	2	-	2	-	-	-	-	-	3	-
at Eastern Mich.	2	4	6	2.0-9	1.0-6	-	-	-	-	-
at Northern Illinois	1	1	2	-	-	-	-	-	-	-
Nevada	2	1	3	-	-	-	-	-	-	-
Totals	17	12	29	5.5-26	2.5-18	1	-	-	5	-

2020*

Opponent	Solo	Ast	Total	TFL	Sacks	FF	FR-Yds	Int-Yds	QBH	PBU
at Akron	-	1	1	-	-	-	-	-	-	-
at Toledo	-	-	-	-	- DNP -	-	-	-	-	-
at Central Mich.	-	-	-	-	-	-	-	-	-	-
Northern Illinois	1	2	3	0.5-2	0.5-2	-	-	-	-	-
Eastern Mich.	1	-	1	1.0-3	-	1	-	-	-	-
at Ball State	-	-	-	-	-	-	-	-	-	-
Totals	2	3	5	1.5-5	0.5-2	1	-	-	-	-

2019*

Opponent	Solo	Ast	Total	TFL	Sacks	FF	FR-Yds	Int-Yds	QBH	PBU
Monmouth	1	2	3	0.5-0	-	-	-	1-29	-	-
at Michigan St.	-	-	-	-	-	-	-	-	-	-
Georgia State	2	2	4	1.5-4	-	-	-	-	-	-
at Syracuse	-	2	2	-	-	-	-	-	-	-
Central Mich.	1	1	2	-	-	-	-	-	3	-
at Toledo	2	3	5	2.0-8	1.0-7	-	-	-	-	-
Miami (OH)	-	2	2	-	-	-	-	-	2	-
at Eastern Mich.	-	1	1	0.5-3	0.5-3	-	-	-	-	-
Bowling Green	-	1	1	-	-	-	-	-	-	-
Ball State	2	1	3	1.0-4	1.0-4	-	-	-	1	-
at Ohio	-	-	-	-	-	-	-	-	-	-
at Northern Ill.	-	-	-	-	-	-	-	-	-	-
Western Ky.	-	-	-	-	-	-	-	-	-	-
Totals	8	15	23	5.5-19	2.5-14	-	-	1-29	6	-

2018*

Opponent	Solo	Ast	Total	TFL	Sacks	FF	FR-Yds	Int-Yds	QBH	PBU
Syracuse	-	-	-	-	- DNP -	-	-	-	-	-
at Michigan	1	-	1	-	-	-	-	-	-	-
Delaware State	3	1	4	2.0-7	-	1	-	-	-	-
at Georgia State	-	1	1	-	-	-	-	-	-	-
Miami (OH)	-	-	-	-	- DNP -	-	-	-	-	-
Eastern Mich.	-	-	-	-	- DNP -	-	-	-	-	-
Bowling Green	-	-	-	-	- DNP -	-	-	-	-	-
Central Mich.	-	-	-	-	- DNP -	-	-	-	-	-
Toledo	-	-	-	-	- DNP -	-	-	-	-	-
Ohio	-	-	-	-	- DNP -	-	-	-	-	-
Ball State	-	-	-	-	- DNP -	-	-	-	-	-
Northern Illinois	-	-	-	-	- DNP -	-	-	-	-	-
BYU	1	-	1	-	-	-	-	-	-	-
Totals	5	2	7	2.0-7	-	1	-	-	-	-



DEQUECE CARTER

WR || 6-0 || 200 || SENIOR+
LOUISA, VIRGINIA

4

CAREER NOTES & RECORDS

Started 38 games over four seasons at Fordham (2019-22) ... joined IU in the summer of 2023 ... eclipsed 1,000 receiving yards in 2022 to go along with 13 touchdowns at Fordham ... tied the Fordham single-game record with 14 receptions against Colgate (11/19/22) and had a career-high of 218 yards ... ranks No. 4 all-time in Fordham history in touchdown receptions (31) and No. 3 in receiving yards (3,035) ... also ranks No. 8 in career receptions (176) at Fordham ... three-time first-team All-Patriot League ... HERO Sports Freshman All-America honors in 2019.

2023 SEASON

Season: Appeared in all 11 games with three starts ... first start as a Hoosier came against Indiana State (9/8) ... one of 21 transfer student-athletes to make Indiana debut in 2023.

Ohio State (9/2): Pulled down first reception as a Hoosier with a 16-yard reception in the fourth quarter. **Indiana State (9/8):** Made his first start as a Hoosier ... had two catches for 16 yards. **Akron (9/23):** Had one catch for 20 yards. **at Maryland (9/30):** Posted two receptions for 31 yards ... long catch of 26 yards. **at Michigan (10/14):** Made one catch for five yards. **Rutgers (10/21):** Made three catches for 21 yards. **at Penn State (10/28):** Hauled in three catches for 104 yards ... first 100-yard receiving game at IU and 12th of his career ... 90-yard receiving touchdown connection with Brendan Sorsby to put Indiana up 7-0 in the first quarter ... the play was the third longest passing play in IU history ... and fifth longest play from scrimmage in program history. **Wisconsin (11/4):** Notched three receptions for 30 yards. **at Illinois (11/11):** Went for three catches for 55 yards ... caught a 26-yard touchdown pass with 28 seconds left in the fourth quarter to set up the game-tying two-point conversion to send the game to overtime. **Michigan State (11/18):** Tallied six receptions for 59 yards ... had one punt return for 15 yards.

D. CARTER'S CAREER STATS - RECEIVING (* - at Fordham)

	GP/GS	Rec	Yds	YPR	YPG	TD	Long	High
2019*	12/12	53	723	13.6	60.3	5	55-LAF	170-LAF
2020*	3/3	19	274	14.4	91.3	2	46-2x	155-HC
2021*	11/11	48	872	18.2	79.3	11	52-WAG	127-COL
2022*	12/12	56	1,166	20.8	97.2	13	51-UNH	218-COL
2023	11/3	25	357	14.3	32.5	2	90-PSU	104-PSU
IU	11/3	25	357	14.3	32.5	2	90-PSU	104-PSU
Totals	49/42	200	3,376	16.9	68.9	33	90-PSU	218-COL

NOTE: Has two career punt returns ... one versus Michigan State (15 yards) ... one at Bucknell in 2022 (28 yards).

D. CARTER'S CAREER GAME-BY-GAME (* - at Fordham)

2023	Receiving			
Opponent	No.	Yds	TD	Lg
Ohio State	1	16	-	16
Indiana State	2	16	-	10
vs. Louisville	-	-	-	-
Akron	1	20	-	20
at Maryland	2	31	-	26
at Michigan	1	5	-	5
Rutgers	3	21	-	13
at Penn State	3	104	1	90
Wisconsin	3	30	-	26
at Illinois	3	55	1	26
Michigan State	6	59	-	14
Totals	25	357	2	90

2022*	Receiving			
Opponent	No.	Yds	TD	Lg
at Wagner	2	26	-	15
at Monmouth	2	85	1	47
Albany	5	84	-	42
at Ohio	4	70	1	45
Georgetown	4	95	1	46
at Lehigh	3	129	1	46
Stony Brook	8	140	1	26
at Holy Cross	4	107	3	38
at Bucknell	3	44	-	15
Lafayette	6	117	2	35
Colgate	14	218	2	41
at New Hampshire	1	51	1	51
Totals	56	1,166	13	51

2021*	Receiving			
Opponent	No.	Yds	TD	Lg
at Nebraska	5	69	-	25
Monmouth	5	97	2	39
at FAU	3	111	1	48
at Stony Brook	3	58	2	40
at Lafayette	1	25	-	25
Wagner	4	94	-	52
Bucknell	10	87	2	21
Lehigh	5	97	1	50
at Georgetown	4	46	1	14
Holy Cross	2	61	1	32
at Colgate	6	127	1	49
Totals	48	872	11	52

2020*	Receiving			
Opponent	No.	Yds	TD	Lg
at Holy Cross	1	155	1	46
Colgate	1	8	-	8
at Bucknell	7	111	1	46
Totals	19	274	2	46

2019* Opponent	Receiving			
	No.	Yds	TD	Lg
Central Conn.	3	39	1	17
at Ball State	5	47	-	15
at Bryant	3	53	-	38
at Stony Brook	5	32	-	22
Richmond	1	5	-	5
at Yale	2	70	1	48
at Georgetown	4	51	-	31
Lehigh	2	9	-	6
at Lafayette	8	170	1	55
at Colgate	3	40	-	34
Holy Cross	7	120	2	42
Bucknell	10	87	-	12
Totals	53	723	5	55



CAREER NOTES & RECORDS

Voted team captain prior to 2023 season ... earned 2022 honorable mention All-Big Ten from the conference media panel ... named third-team All-Big Ten by Pro Football Focus in 2022 ... selected fourth-team All-Big Ten by Phil Steele after 2022 season.

2023 SEASON

Season: Started all 11 games.

Awards: Earned Big Ten Defensive Player of the Week for Week 10 effort against Wisconsin (11/4) ... first IU B1G Defensive Player of the Week since **Micah McFadden** versus Wisconsin in 2020.

Ohio State (9/2): Posted fifth career double-digit tackle game with team-high 11 stops ... nine of 11 stops were solo ... made solo tackle for loss in third quarter on Trevon Henderson. **Indiana State (9/8):** Logged seven tackles with one pass breakup. **Louisville (9/16):** Had sixth career double-digit tackle game with a team-high 10 tackles ... boasted career-best 2.0 sacks ... tied a career high of 3.0 tackles for loss. ... had a sack in the first and fourth quarter ... tackle for loss came in the fourth quarter. **Akron (9/23):** Registered 13 tackles for his seventh career double-digit tackle game ... added a solo tackle for loss in the first overtime. **at Maryland (9/30):** Charted two tackles with 1.0 tackle for loss ... made stop behind the line of scrimmage of Roman Hemby in the second quarter. **at Michigan (10/14):** Made seven stops with 2.0 tackles for loss ... sacked J.J. McCarthy in the first quarter and forced a fumble on the play ... tackled Blake Corum for a three-yard loss in the third quarter. **Rutgers (10/21):** Totaled nine stops. **at Penn State (10/28):** Logged ten tackles ... had 1.5 tackles for loss with 0.5 sack ... combined with Jordan Shaw on a second-quarter sack ... added a solo stop behind the line in the first quarter. **Wisconsin (11/4):** Earned Big Ten Defensive Player of the Week ... notched nine stops ... 4.0 tackles for loss ... the first Hoosier to have at least 4.0 tackles for loss in a game since TeGray Scales and Marcus Oliver each eclipsed the mark in a win over Purdue (11/26/16) ... had 2.0 sacks in the fourth quarter ... forced a fumble in the fourth quarter. **at Illinois (11/11):** Notched eight tackles ... tackled Reggie Love III for a loss of four yards in the fourth quarter ... had one pass breakup. **Michigan State (11/18):** Charted 12 tackles with 1.5 tackles for loss ... combined with Philip Blied for a tackle for loss in the second quarter ... brought down Jaren Mangham for a 5-yard loss in the third quarter.

A. CASEY'S CAREER STATS

	GP/GS	Solo	Ast	Ttl	TFL	Sacks	FF	FR-Yds	Int-Yds	QBH	PBU
2019	13/-	4	1	5	1.5-9	1.0-8	-	-	-	-	-
2020	8/-	10	5	15	3.0-7	1.0-2	-	-	-	1	-
2021	12/1	13	12	25	1.0-1	-	-	-	-	1	-
2022	11/11	50	36	86	10.5-27	1.5-11	2	-	-	4	2
2023	11/11	69	29	98	16.0-69	5.5-41	2	-	-	1	3
Totals	55/23	146	85	231	32.0-113	9.0-60	4	-	-	7	5

A. CASEY'S CAREER GAME-BY-GAME

2023 Opponent	Solo	Ast	Total	TFL	Sacks	FF	FR-Yds	Int-Yds	QBH	PBU
Ohio State	9	2	11	1.0-2	-	-	-	-	-	-
Indiana State	4	3	7	-	-	-	-	-	-	1
vs. Louisville	5	5	10	3.0-21	2.0-13	-	-	-	1	-
Akron	10	3	13	1.0-1	-	-	-	-	-	-
at Maryland	2	-	2	1.0-3	-	-	-	-	-	-
at Michigan	5	2	7	2.0-5	1.0-2	1	-	-	-	-
Rutgers	5	4	9	-	-	-	-	-	-	-
at Penn State	7	3	10	1.5-8	0.5-7	-	-	-	-	1
Wisconsin	7	2	9	4.0-19	2.0-17	1	-	-	-	-
at Illinois	6	2	8	1.0-4	-	-	-	-	-	1
Michigan State	9	3	12	1.5-6	-	-	-	-	-	-
Totals	69	29	98	16.0-69	5.5-41	2	-	-	1	3

2022 Opponent	Solo	Ast	Total	TFL	Sacks	FF	FR-Yds	Int-Yds	QBH	PBU
Illinois	5	2	7	1.5-3	-	-	-	-	-	-
Idaho	2	4	6	1.5-4	0.5-3	-	-	-	-	-
Western Ky.	6	2	8	3.0-7	-	-	-	-	1	-
at Cincinnati	6	4	10	-	-	-	-	-	-	-
at Nebraska	6	1	7	1.0-1	-	-	-	-	-	-
Michigan	5	2	7	-	-	-	-	-	-	1
Maryland	7	3	10	2.0-9	1.0-8	2	-	-	1	-
at Rutgers	5	6	11	-	-	-	-	-	-	-
Penn State	1	3	4	-	-	-	-	-	-	-
at Ohio State	6	4	10	1.0-1	-	-	-	-	1	-
at Michigan State	1	5	6	0.5-2	-	-	-	-	1	1
Purdue	-DNP (Injury)-									
Totals	50	36	86	10.5-27	1.5-11	2	-	-	4	2

2021 Opponent	Solo	Ast	Total	TFL	Sacks	FF	FR-Yds	Int-Yds	QBH	PBU
at Iowa	-	1	1	-	-	-	-	-	1	-
Idaho	3	-	3	-	-	-	-	-	-	-
Cincinnati	-	1	1	-	-	-	-	-	-	-
at Western Ky.	-	-	-	-	-	-	-	-	-	-
at Penn State	1	2	3	-	-	-	-	-	-	-
Michigan State	1	1	2	-	-	-	-	-	-	-
Ohio State	2	-	2	-	-	-	-	-	-	-
at Maryland	1	1	2	-	-	-	-	-	-	-
at Michigan	2	1	3	-	-	-	-	-	-	-
Rutgers	3	5	8	1.0-1	-	-	-	-	-	-
Minnesota	-	-	-	-	-	-	-	-	-	-
at Purdue	-	-	-	-	-	-	-	-	-	-
Totals	13	12	25	1.0-1	-	-	-	-	1	-

2020 Opponent	Solo	Ast	Total	TFL	Sacks	FF	FR-Yds	Int-Yds	QBH	PBU
Penn State	1	-	1	-	-	-	-	-	-	-
at Rutgers	-	1	1	-	-	-	-	-	-	-
Michigan	1	-	1	-	-	-	-	-	1	-
at Michigan St.	1	1	2	-	-	-	-	-	-	-
at Ohio State	2	1	3	1.0-2	1.0-2	-	-	-	-	-
Maryland	2	-	2	-	-	-	-	-	-	-
at Wisconsin	1	1	2	1.0-2	-	-	-	-	-	-
vs. Ole Miss	2	1	3	1.0-3	-	-	-	-	-	-
Totals	10	5	15	3.0-7	1.0-2	-	-	-	1	-

2019 Opponent	Solo	Ast	Total	TFL	Sacks	FF	FR-Yds	Int-Yds	QBH	PBU
vs. Ball State	1	-	1	-	-	-	-	-	-	-
Eastern Illinois	-	1	1	0.5-1	-	-	-	-	-	-
Ohio State	-	-	-	-	-	-	-	-	-	-
Connecticut	-	-	-	-	-	-	-	-	-	-
at Michigan St.	1	-	1	-	-	-	-	-	-	-
Rutgers	1	-	1	1.0-8	1.0-8	-	-	-	-	-
at Maryland	-	-	-	-	-	-	-	-	-	-
at Nebraska	-	-	-	-	-	-	-	-	-	-
Northwestern	-	-	-	-	-	-	-	-	-	-
at Penn State	-	-	-	-	-	-	-	-	-	-
Michigan	-	-	-	-	-	-	-	-	-	-
at Purdue	1	-	1	-	-	-	-	-	-	-
vs. Tennessee	-	-	-	-	-	-	-	-	-	-
Totals	4	1	5	1.5-9	1.0-8	-	-	-	-	-



CAREER NOTES & RECORDS

Appeared in 27 games over three seasons at Kentucky (2019-21) and redshirted his initial collegiate season ... enrolled at Indiana in the spring of 2022.

2023 SEASON

Season: Appeared in all 11 games ... seen time mostly on special teams.

at Illinois (11/11): Recovered first career fumble on a muffed punt in the first quarter that set up Indiana's first touchdown drive.

J. CASEY'S CAREER STATS (* - at Kentucky)

	GP/GS	Solo	Ast	Ttl	TFL	Sacks	FF	FR-Yds	Int-Yds	QBH	PBU
2019*	3/-	-	1	1	-	-	-	-	-	-	-
2020*	13/-	14	6	20	2.0-5	-	-	-	-	-	-
2021*	11/-	4	5	9	-	-	-	-	-	-	-
2022	8/-	9	9	18	0.5-0	-	-	-	-	-	-
2023	11/-	-	-	-	-	-	-	-	1-0	-	-
IU	19/-	9	9	18	0.5-0	-	-	-	1-0	-	-
Totals	46/-	26	22	48	2.5-5	-	-	-	1-0	-	-

J. CASEY'S CAREER GAME-BY-GAME (* - at Kentucky)

2023

Opponent	Solo	Ast	Total	TFL	Sacks	FF	FR-Yds	Int-Yds	QBH	PBU
Ohio State	-	-	-	-	-	-	-	-	-	-
Indiana State	-	-	-	-	-	-	-	-	-	-
vs. Louisville	-	-	-	-	-	-	-	-	-	-
Akron	-	-	-	-	-	-	-	-	-	-
at Maryland	-	-	-	-	-	-	-	-	-	-
at Michigan	-	-	-	-	-	-	-	-	-	-
Rutgers	-	-	-	-	-	-	-	-	-	-
at Penn State	-	-	-	-	-	-	-	-	-	-
Wisconsin	-	-	-	-	-	-	-	-	-	-
at Illinois	-	-	-	-	-	-	1-0	-	-	-
Michigan State	-	-	-	-	-	-	-	-	-	-
Totals	-	-	-	-	-	-	1-0	-	-	-

2022

Opponent	Solo	Ast	Total	TFL	Sacks	FF	FR-Yds	Int-Yds	QBH	PBU
Illinois	2	2	4	0.5-0	-	-	-	-	-	-
Idaho	2	2	4	-	-	-	-	-	-	-
Western Ky.	2	-	2	-	-	-	-	-	-	-
at Cincinnati	-	-	-	-	-	-	-	-	-	-
at Nebraska	-	-	-	-	-DNP (Injury)-	-	-	-	-	-
Michigan	-	-	-	-	-DNP (Injury)-	-	-	-	-	-
Maryland	-	-	-	-	-	-	-	-	-	-
at Rutgers	1	2	3	-	-	-	-	-	-	-
Penn State	-	-	-	-	-DNP (Injury)-	-	-	-	-	-
at Ohio State	-	-	-	-	-DNP (Injury)-	-	-	-	-	-
at Michigan State	1	1	2	-	-	-	-	-	-	-
Purdue	1	2	3	-	-	-	-	-	-	-
Totals	9	9	18	0.5-0	-	-	-	-	-	-

2021*

Opponent	Solo	Ast	Total	TFL	Sacks	FF	FR-Yds	Int-Yds	QBH	PBU
UL-Monroe	-	1	1	-	-	-	-	-	-	-
Missouri	1	-	1	-	-	-	-	-	-	-
Chattanooga	-	2	2	-	-	-	-	-	-	-
at South Carolina	-	-	-	-	-	-	-	-	-	-
Florida	-	-	-	-	-	-	-	-	-	-
LSU	-	-	-	-	-	-	-	-	-	-
at Georgia	-	-	-	-	-	-	-	-	-	-
at Mississippi St.	2	2	-	-	-	-	-	-	-	-
Tennessee	-	-	-	-	-DNP-	-	-	-	-	-
at Vanderbilt	-	-	-	-	-	-	-	-	-	-
New Mexico St.	1	-	1	-	-	-	-	-	-	-
at Louisville	-	-	-	-	-DNP-	-	-	-	-	-
Iowa	1	-	1	-	-	-	-	-	-	-
Totals	4	5	9	-	-	-	-	-	-	-

2020*

Opponent	Solo	Ast	Total	TFL	Sacks	FF	FR-Yds	Int-Yds	QBH	PBU
at Auburn	-	-	-	-	-	-	-	-	-	-
Ole Miss	2	-	2	-	-	-	-	-	-	-
Mississippi St.	3	3	6	-	-	-	-	-	-	-
at Tennessee	1	-	1	-	-	-	-	-	-	-
at Missouri	1	-	1	1.0	-	-	-	-	-	-
Georgia	-	-	-	-	-	-	-	-	-	-
Vanderbilt	1	-	1	-	-	-	-	-	-	-
at Alabama	2	3	5	1.0	-	-	-	-	-	-
at Florida	2	-	2	-	-	-	-	-	-	-
South Carolina	2	-	2	-	-	-	-	-	-	-
NC State	-	-	-	-	-	-	-	-	-	-
Totals	14	6	20	2.0	-	-	-	-	-	-

2019*

Opponent	Solo	Ast	Total	TFL	Sacks	FF	FR-Yds	Int-Yds	QBH	PBU
Toledo	-	-	-	-	-DNP-	-	-	-	-	-
Eastern Michigan	-	-	-	-	-DNP-	-	-	-	-	-
Florida	-	-	-	-	-DNP-	-	-	-	-	-
at Mississippi St.	-	-	-	-	-DNP-	-	-	-	-	-
at South Carolina	-	-	-	-	-DNP-	-	-	-	-	-
Arkansas	-	-	-	-	-DNP-	-	-	-	-	-
at Georgia	-	-	-	-	-DNP-	-	-	-	-	-
Missouri	-	-	-	-	-	-	-	-	-	-
Tennessee	-	-	-	-	-DNP-	-	-	-	-	-
at Vanderbilt	-	-	-	-	-DNP-	-	-	-	-	-
Tennessee Martin	-	1	1	-	-	-	-	-	-	-
Louisville	-	-	-	-	-	-	-	-	-	-
Virginia Tech	-	-	-	-	-DNP-	-	-	-	-	-
Totals	-	1	1	-	-	-	-	-	-	-



ANDISON COBY

WR || 6-2 || 175 || JUNIOR
FORT LAUDERDALE, FLORIDA

0

CAREER NOTES & RECORDS

Appeared in five games in one season at Tennessee (2021) ... made first career start against Idaho (9/10/22).

2023 SEASON

Season: Appeared in all 11 games.

Ohio State (9/2): Had one catch for two yards ... **at Maryland (9/30):** Caught a fourth quarter touchdown pass on a 16-yard reception. **Wisconsin (11/4):** Made one catch for five yards. **at Illinois (11/11):** Logged two catches for 18 yards.

COBY'S CAREER STATS - RECEIVING (* - at Tennessee)

	GP/GS	Rec	Yds	YPR	YPG	TD	Long	High
2021*	5/-	1	5	5.0	1.0	-	5-TTU	5-TTU
2022	12/10	18	237	13.2	21.5	1	49-OSU	54-NEB
2023	11/-	5	41	8.2	3.7	1	16-UMD	18-ILL
IU	23/10	23	278	12.1	12.1	2	49-OSU	54-NEB
Totals	28/10	24	283	11.8	10.1	2	49-OSU	54-NEB

COBY'S CAREER GAME-BY-GAME (* - at Tennessee)

2023	Receiving			
Opponent	No.	Yds	TD	Lg
Ohio State	1	2	-	2
Indiana State	-	-	-	-
vs. Louisville	-	-	-	-
Akron	-	-	-	-
at Maryland	1	16	1	16
at Michigan	-	-	-	-
Rutgers	-	-	-	-
at Penn State	-	-	-	-
Wisconsin	1	5	-	5
at Illinois	2	18	-	13
Michigan State	-	-	-	-
Totals	5	41	1	16
2022	Receiving			
Opponent	No.	Yds	TD	Lg
Illinois	-	-	-	-
Idaho	-	-	-	-
Western Ky.	1	5	1	5
at Cincinnati	3	38	-	15
at Nebraska	5	54	-	21
Michigan	2	18	-	15
Maryland	2	13	-	9
at Rutgers	3	25	-	10
Penn State	1	35	-	35
at Ohio State	1	49	-	49
at Michigan State	-	-	-	-
Purdue	-	-	-	-
Totals	18	237	1	49
2021*	Receiving			
Opponent	No.	Yds	TD	Lg
Bowling Green	-	-	-	-
Pittsburgh	-	-DNP-	-	-
Tennessee Tech	1	5	-	5
at Florida	-	-DNP-	-	-
at Missouri	-	-DNP-	-	-
South Carolina	-	-	-	-
Ole Miss	-	-DNP-	-	-
at Alabama	-	-DNP-	-	-
at Kentucky	-	-DNP-	-	-
Georgia	-	-DNP-	-	-
South Alabama	-	-	-	-
Vanderbilt	-	-	-	-
Purdue	-	-DNP-	-	-
Totals	1	5	-	5



OMAR COOPER JR.

WR || 6-1 || 195 || R-FRESHMAN
INDIANAPOLIS, INDIANA

3

CAREER NOTES & RECORDS

Redshirted in 2022 ... made collegiate debut as a kick returner against Illinois (9/2/22) in 2022.

2023 SEASON

Season: Appeared in nine games with two starts ... made first career touchdown reception against Rutgers (10/21) ... first career start at Penn State (10/28) ... one of 18 Hoosiers to make first career start.

Indiana State (9/8): Made the first catch of his career, as part of a seven-catch day ... team's leading receiver with 101 yards ... long catch of 31 yards. **Louisville (9/16):** Had one catch for eight yards. **at Maryland (9/30):** Notched three catches for 35 yards. **at Michigan (10/14):** Recorded two catches for 24 yards. **Rutgers (10/21):** Grabbed a 35-yard touchdown reception in the first quarter. **at Penn State (10/28):** Made first career start ... had three catches for 52 yards ... grabbed a 26-yard receiving touchdown in the fourth quarter to cut the deficit to 24-21. **Wisconsin (11/4):** Logged one catch of 12 yards ... left game in the second quarter due to injury.

COOPER'S CAREER STATS - RECEIVING

	GP/GS	Rec	Yds	YPC	YPG	TD	Long	High
2022	4/-	-	-	-	-	-	-	-
2023	9/2	18	267	14.8	29.7	2	35-RUT	101-ISU
Totals	13/2	18	267	14.8	20.5	2	35-RUT	101-ISU

COOPER'S CAREER STATS - KICK RETURN

	GP/GS	Ret	Yds	YPR	YPG	TD	Long	High
2022	4/-	4	63	15.8	15.8	-	21-ILL	21-ILL
2023	9/2	-	-	-	-	-	-	-
Totals	13/-	4	63	15.8	4.8	-	21-ILL	21-ILL

COOPER'S CAREER GAME-BY-GAME - RECEIVING

2023	Receiving
Opponent	No. Yds TD Lg
Ohio State	- - - -
Indiana State	7 101 - 31
vs. Louisville	1 8 - 8
Akron	- - - -
at Maryland	3 35 - 18
at Michigan	2 24 - 17
Rutgers	1 35 1 35
at Penn State	3 52 1 26
Wisconsin	1 12 - 12
at Illinois	-DNP (Injury)-
Michigan State	-DNP (Injury)-
Totals	18 267 2 35

2022	Kick Returns
Opponent	No. Yds TD Lg
Illinois	1 21 - 21
Idaho	- - - -
Western Ky.	2 27 - 20
at Cincinnati	1 15 - 15
at Nebraska	-DNP-
Michigan	-DNP-
Maryland	-DNP-
at Rutgers	-DNP-
Penn State	-DNP-
at Ohio State	-DNP-
at Michigan State	-DNP-
Purdue	-DNP-
Totals	4 63 - 21



LEDARRIUS COX

DL || 6-4 || 305 || R-SENIOR
MOBILE, ALABAMA

91

CAREER NOTES & RECORDS

Appeared in 13 games in three seasons at Ole Miss (2019-21) and redshirted his first collegiate season ... made first collegiate start against No. 3/4 Ohio State (9/2/23).

2023 SEASON

Season: Appeared in all 11 games with four starts ... registered first career start against No. 3/4 Ohio State (9/2) ... one of 18 Hoosiers to make first career start.

Ohio State (9/2): Made first career start. **Louisville (9/16):** Notched one tackle. **Akron (9/23):** Lone stop was a tackle for loss in the fourth quarter. **at Maryland (9/30):** Had a solo tackle for loss in the third quarter. **at Michigan (10/14):** Logged two stops. **Rutgers (10/21):** Registered one solo tackle. **at Penn State (10/28):** Posted one stop. **Wisconsin (11/4):** Registered one stop. **at Illinois (11/11):** Collected two solo tackles.

COX'S CAREER STATS (* - at Ole Miss)

	GP/GS	Solo	Ast	Ttl	TFL	Sacks	FF	FR-Yds	Int-Yds	QBH	PBU
2019*	3/-	-	2	2	-	-	-	-	-	-	-
2020*	10/-	-	3	3	-	-	-	1-0	-	2	-
2021*	-	-	-	-	-	-DNP-	-	-	-	-	-
2022	12/-	4	5	9	0.5-0	-	-	-	-	-	-
2023	11/4	7	3	10	2.0-6	-	-	-	-	-	-
IU	23/4	11	8	19	2.5-6	-	-	-	-	-	-
Totals	36/4	11	13	24	2.5-6	-	-	1-0	-	2	-

COX'S CAREER GAME-BY-GAME (* - at Ole Miss)

2023	Solo	Ast	Total	TFL	Sacks	FF	FR-Yds	Int-Yds	QBH	PBU
Opponent										
Ohio State	-	-	-	-	-	-	-	-	-	-
Indiana State	-	-	-	-	-	-	-	-	-	-
vs. Louisville	1	-	1	-	-	-	-	-	-	-
Akron	1	-	1	1.0-2	-	-	-	-	-	-
at Maryland	1	-	1	1.0-4	-	-	-	-	-	-
at Michigan	1	1	2	-	-	-	-	-	-	-
Rutgers	1	-	1	-	-	-	-	-	-	-
at Penn State	-	1	1	-	-	-	-	-	-	-
Wisconsin	-	1	1	-	-	-	-	-	-	-
at Illinois	2	-	2	-	-	-	-	-	-	-
Michigan State	-	-	-	-	-	-	-	-	-	-
Totals	7	3	10	2.0-6	-	-	-	-	-	-

2022	Solo	Ast	Total	TFL	Sacks	FF	FR-Yds	Int-Yds	QBH	PBU
Opponent										
Illinois	-	1	1	-	-	-	-	-	-	-
Idaho	1	-	1	-	-	-	-	-	-	-
Western Ky.	-	-	-	-	-	-	-	-	-	-
at Cincinnati	1	-	1	-	-	-	-	-	-	-
at Nebraska	-	-	-	-	-	-	-	-	-	-
Michigan	-	-	-	-	-	-	-	-	-	-
Maryland	1	-	1	-	-	-	-	-	-	-
at Rutgers	1	1	2	0.5-0	-	-	-	-	-	-
Penn State	-	3	3	-	-	-	-	-	-	-
at Ohio State	-	-	-	-	-	-	-	-	-	-
at Michigan State	-	-	-	-	-	-	-	-	-	-
Purdue	-	-	-	-	-	-	-	-	-	-
Totals	4	5	9	0.5-0	-	-	-	-	-	-

2020*	Solo	Ast	Total	TFL	Sacks	FF	FR-Yds	Int-Yds	QBH	PBU
Opponent										
Florida	-	-	-	-	-	-	-	-	-	-
at Kentucky	-	1	1	-	-	-	-	-	-	-
at Alabama	-	-	-	-	-	-	-	-	-	-
at Arkansas	-	1	1	-	-	1	-	-	-	-
Auburn	-	-	-	-	-	-	-	-	-	-
at Vanderbilt	-	-	-	-	-	-	-	-	2	-
South Carolina	-	-	-	-	-	-	-	-	-	-
Mississippi State	-	-	-	-	-	-	-	-	-	-
at LSU	-	1	1	-	-	-	-	-	-	-
Indiana	-	-	-	-	-	-	-	-	-	-
Totals	-	3	3	-	-	1	-	-	2	-

2019*

Opponent	Solo	Ast	Total	TFL	Sacks	FF	FR-Yds	Int-Yds	QBH	PBU
at Memphis					-DNP-					
Arkansas	-	1	1	-	-	-	-	-	-	-
Southeastern La.					-DNP-					
California					-DNP-					
at Alabama					-DNP-					
Vanderbilt					-DNP-					
at Missouri					-DNP-					
Texas A&M					-DNP-					
at Auburn					-DNP-					
New Mexico St.	-	1	1	-	-	-	-	-	-	-
LSU	-	-	-	-	-	-	-	-	-	-
at Mississippi St.					-DNP-					
Totals	-	2	2	-	-	-	-	-	-	-



PHILLIP DUNNAM

DB || 6-1 || 190 || SOPHOMORE
MIAMI, FLORIDA

6

CAREER NOTES & RECORDS

One of two true freshman to not redshirt in 2022 (Jaylin Lucas) ... made first career interception against No. 3/4 Ohio State (9/2/23) in the season opener ... made first career start against Indiana State (9/8/23).

2023 SEASON

Season: Appeared in all 11 games with seven starts ... first career start came against Indiana State (9/8) ... one of 18 Hoosiers to make first career start.

Ohio State (9/2): Pulled down first career interception in the first quarter off of Kyle McCord ... added six tackles. **Indiana State (9/8):** Team's leading tackler with eight stops. **Louisville (9/16):** Posted seven tackles and made his second career interception in the third quarter ... the interception led to a 97-yard scoring drive to set up the longest by an Indiana offense since a 98-yard drive against Rutgers in 2019 (Oct. 12). **Akron (9/23):** Had eight tackles ... made an interception in the first quarter ... assisted on tackle for loss with Philip Blied in first overtime period. **at Maryland (9/30):** Made six solo stops ... had one pass breakup. **at Michigan (10/14):** Charted three solo tackles. **Rutgers (10/21):** Collected five tackles and one pass breakup. **Wisconsin (11/4):** Logged four solo stops ... forced two pass breakups. **at Illinois (11/11):** Charted one stop and one pass breakup. **Michigan State (11/18):** Made one tackle ... added one pass breakup.

DUNNAM'S CAREER STATS

	GP/GS	Solo	Ast	Ttl	TFL	Sacks	FF	FR-Yds	Int-Yds	QBH	PBU
2022	12/-	1	4	5	-	-	-	-	-	-	1
2023	11/7	36	13	49	0.5-1	-	-	-	3-28	-	6
Totals	23/7	37	17	53	0.5-1	-	-	-	3-28	-	7

DUNNAM'S CAREER GAME-BY-GAME

2023

Opponent	Solo	Ast	Total	TFL	Sacks	FF	FR-Yds	Int-Yds	QBH	PBU
Ohio State	3	3	6	-	-	-	-	1-11	-	-
Indiana State	7	1	8	-	-	-	-	-	-	-
vs. Louisville	6	1	7	-	-	-	-	1-0	-	-
Akron	3	5	8	0.5-1	-	-	-	1-17	-	-
at Maryland	6	-	6	-	-	-	-	-	-	1
at Michigan	3	-	3	-	-	-	-	-	-	-
Rutgers	3	2	5	-	-	-	-	-	-	1
at Penn State	-	-	-	-	-	-	-	-	-	-
Wisconsin	4	-	4	-	-	-	-	-	-	2
at Illinois	1	-	1	-	-	-	-	-	-	1
Michigan State	-	1	1	-	-	-	-	-	-	1
Totals	36	13	49	0.5-1	-	-	-	3-28	-	6

2022

Opponent	Solo	Ast	Total	TFL	Sacks	FF	FR-Yds	Int-Yds	QBH	PBU
Illinois	-	-	-	-	-	-	-	-	-	-
Idaho	-	-	-	-	-	-	-	-	-	-
Western Ky.	-	-	-	-	-	-	-	-	-	-
at Cincinnati	-	-	-	-	-	-	-	-	-	-
at Nebraska	-	-	-	-	-	-	-	-	-	1
Michigan	-	-	-	-	-	-	-	-	-	-
Maryland	-	-	-	-	-	-	-	-	-	-
at Rutgers	-	-	-	-	-	-	-	-	-	-
Penn State	1	1	2	-	-	-	-	-	-	-
at Ohio State	-	2	2	-	-	-	-	-	-	-
at Michigan State	-	1	1	-	-	-	-	-	-	-
Purdue	-	-	-	-	-	-	-	-	-	-
Totals	1	4	5	-	-	-	-	-	-	1



JAMES EVANS

P || 6-1 || 220 || JUNIOR
AUCKLAND, NEW ZEALAND

94

CAREER NOTES & RECORDS

Played his first downs of American football at Iowa (9/4/21) in the 2021 season opener ... pinned 20 career punts inside the 10-yard line.

Season: Finished No. 2 on the single-season punt average charts (44.3) in 2022, tied with **Jim DiGullio** (1992) ... Ended the season No. 3 in total punts (75) in 2022, tied with **Tyson Beattie** (2005).

2023 SEASON

Season: Appeared in all 11 games ... owns three of the top-10 single-game punting averages (min. 3 punts) in program history.

Ohio State (9/2): Punted six times for 325 yards ... long punt went 60 yards ... 54.2 yards per punt average ranks No. 9 on Indiana's single-game charts. **Indiana State (9/8):** Posted two punts for 102 yards ... long punt went 56 yards. **Louisville (9/16):** Had five punts for 196 yards ... two punts landed inside the opponent's 20-yard line ... one was inside the 10-yard line. **Akron (9/23):** Charted seven punts for 313 yards ... had three punts of 50-plus yards with long of 53 ... one punt landed inside the 20-yard line. **at Maryland (9/30):** Punted five times for 183 yards ... one punt stopped inside the 20-yard line. **at Michigan (10/14):** Logged four punts for 167 yards ... long punt went 54 yards ... one punt landed inside the 20-yard line. **Rutgers (10/21):** Punted four times for 215 yards ... had a long punt of 70 yards ... one punt landed inside the 20-yard line ... 53.8 yards per punt average ranks No. 6 on Indiana's single-game charts. **at Penn State (10/28):** Totalled four punts for 230 yards ... averaged 57.5 yards per punt which ranks No. 3 on the single-game charts at Indiana ... had a long punt of 64 yards ... one punt landed inside the 20-yard line. **Wisconsin (11/4):** Registered six punts for 266 yards ... averaged 44.3 yards per punt ... long punt traveled 55 yards ... landed three punts inside the 20-yard line with two inside the 10 ... the first went 47 yards to land at the Wisconsin 6-yard line with 12:13 in the second quarter ... the other also traveled 47 yards and landed out of bounds to pin Wisconsin at their 8-yard line. **at Illinois (11/11):** Punted four times for 150 yards ... had one punt land inside the Illinois 20-yard line. **Michigan State (11/11):** Totalled five punts for 234 yards ... averaged 46.8 yards per punt ... long punt of 58 yards ... one punt landed inside the 20-yard line.

EVANS' CAREER STATS - PUNTING

	GP	No	Yds	YPP	Long	TB	FC	I20	50+	Blkd
2021	12/-	69	2,886	41.8	62	4	17	12	12	-
2022	12/-	75	3,325	44.3	69	2	19	30	24	2
2023	11/-	52	2,381	45.8	70	6	15	13	20	1
Totals	35/-	196	8,592	43.8	70	12	51	55	56	3

EVANS' CAREER GAME-BY-GAME

2023

Opponent	No	Yds	Avg	Long	TB	FC	I20	50+	Blkd
Ohio State	6	325	54.2	60	1	2	1	4	-
Indiana State	2	102	51.0	56	1	-	-	1	-
vs. Louisville	5	196	39.2	52	-	2	2	1	-
Akron	7	313	44.7	53	2	2	1	3	-
at Maryland	5	183	36.6	41	-	1	1	-	-
at Michigan	4	167	41.8	54	-	1	1	2	-
Rutgers	4	215	53.8	70	2	2	1	2	1
at Penn State	4	230	57.5	64	-	1	1	4	-
Wisconsin	6	266	44.3	55	-	1	3	1	-
at Illinois	4	150	37.5	48	-	2	1	-	-
Michigan State	5	234	46.8	58	-	1	1	2	-
Totals	52	2,381	45.8	70	6	15	13	20	1

2022

Opponent	No	Yds	Avg	Long	TB	FC	I20	50+	Blkd
Illinois	6	238	39.6	51	1	3	2	1	-
Idaho	2	104	52.0	52	-	-	1	2	-
Western Ky.	4	176	44.0	50	-	-	2	1	-
at Cincinnati	7	315	45.0	53	1	2	2	3	-
at Nebraska	10	443	44.3	61	-	4	3	4	1
Michigan	6	289	48.2	52	-	-	2	2	-
Maryland	3	149	49.7	57	-	1	-	1	-
at Rutgers	8	333	41.6	51	-	3	4	2	-
Penn State	9	417	46.3	69	-	1	5	3	-
at Ohio State	11	500	45.5	53	-	2	5	3	1
at Michigan State	6	220	36.7	48	-	1	1	-	-
Purdue	3	141	47.0	54	-	2	3	2	-
Totals	75	3,325	44.3	69	2	19	30	24	2

2021

Opponent	No	Yds	Avg	Long	TB	FC	I20	50+	Blkd
at Iowa	8	341	42.6	58	1	-	1	2	-
Idaho	4	150	37.5	51	-	1	1	1	-
Cincinnati	4	178	44.5	55	-	-	1	1	-
at Western Ky.	2	90	45.0	48	1	1	1	-	-
at Penn State	8	367	45.9	51	1	3	1	2	-
Michigan State	5	197	39.4	55	1	1	1	1	-
Ohio State	6	252	42.0	62	-	3	1	2	-
at Maryland	7	271	38.7	57	-	2	1	1	-
at Michigan	8	334	41.8	53	-	-	2	1	-
Rutgers	6	265	44.2	49	-	3	2	-	-
Minnesota	5	233	46.6	51	-	2	-	1	-
at Purdue	6	208	34.7	49	-	1	-	-	-
Totals	69	2,889	41.9	62	4	17	12	12	-



MITCHELL EVANS
DB || 5-11 || 195 || R-FRESHMAN
GREENWOOD, INDIANA

30

CAREER NOTES & RECORDS

Redshirted the 2022 season ... made collegiate debut against Penn State (11/5/22).

2023 SEASON

Season: Appeared in one game.

Indiana State (9/8): appeared on special teams against Indiana State (9/8).

MITCHELL EVANS' CAREER STATS

	GP/GS	Solo	Ast	Ttl	TFL	Sacks	FF	FR-Yds	Int-Yds	QBH	PBU
2022	1/-	-	-	-	-	-	-	-	-	-	-
2023	1/-	-	-	-	-	-	-	-	-	-	-
Totals	2/-	-	-	-	-	-	-	-	-	-	-



AMARE FERRELL
DB || 6-2 || 210 || FRESHMAN
LAKE CITY, FLORIDA

25

2023 SEASON

Season: Appeared in all 11 games ... made collegiate debut against No. 3/4 Ohio State (9/2) ... one of 14 Hoosiers to make collegiate debut ... one of seven true freshmen to debut in 2023.

Ohio State (9/2): Made collegiate debut as a true freshman ... made one tackle, a solo tackle for loss in the fourth quarter. **Akron (9/23):** Posted one tackle. **Rutgers (10/21):** Posted seven stops - all solo. **Michigan State (11/18):** Registered one stop.

FERRELL'S CAREER STATS

	GP/GS	Solo	Ast	Ttl	TFL	Sacks	FF	FR-Yds	Int-Yds	QBH	PBU
2023	11/-	10	-	10	1.0-2	-	-	-	-	-	-
Totals	11/-	10	-	10	1.0-2	-	-	-	-	-	-

FERRELL'S CAREER GAME-BY-GAME

2023

Opponent	Solo	Ast	Total	TFL	Sacks	FF	FR-Yds	Int-Yds	QBH	PBU
Ohio State	1	-	1	1.0-2	-	-	-	-	-	-
Indiana State	-	-	-	-	-	-	-	-	-	-
vs. Louisville	-	-	-	-	-	-	-	-	-	-
Akron	1	-	1	-	-	-	-	-	-	-
at Maryland	-	-	-	-	-	-	-	-	-	-
at Michigan	-	-	-	-	-	-	-	-	-	-
Rutgers	7	-	7	-	-	-	-	-	-	-
at Penn State	-	-	-	-	-	-	-	-	-	-
Wisconsin	-	-	-	-	-	-	-	-	-	-
at Illinois	-	-	-	-	-	-	-	-	-	-
Michigan State	1	-	1	-	-	-	-	-	-	-
Totals	10	-	10	1.0-2	-	-	-	-	-	-



VINCENT FIACABLE
OL || 6-4 || 305 || R-SOPHOMORE
FORT WAYNE, INDIANA

53

CAREER NOTES & RECORDS

Redshirted in 2021 season ... appeared in three career games ... made collegiate debut against Idaho (9/10/22).

2023 SEASON

Season: Appeared in one game.

Indiana State (9/8): Appeared on special teams.



BRODY FOLEY
TE || 6-6 || 245 || R-FRESHMAN
CINCINNATI, OHIO

86

CAREER NOTES & RECORDS

Redshirted the 2022 season ... made collegiate debut against No. 3/4 Ohio State (9/2/23).

2023 SEASON

Season: Appeared in eight games ... made first career appearance against No. 3/4 Ohio State (9/2) ... seen action on special teams ... one of 14 Hoosiers to make collegiate debut in 2023.

Ohio State (9/2): Made collegiate debut on special teams.

FOLEY'S CAREER STATS - RECEIVING

	GP/GS	Rec	Yds	YPR	YPG	TD	Long	High
2022	-	-	-	-	-	-DNP-	-	-
2023	8/-	-	-	-	-	-	-	-
Totals	8/-	-	-	-	-	-	-	-



CHRIS FREEMAN
K || 6-2 || 205 || R-SOPHOMORE
ZIONSVILLE, INDIANA

80

CAREER NOTES & RECORDS

Started all of 2022 as the kickoff specialist ... took over field goal duties in 2023 ... made his first career field goal against No. 3/4 Ohio State (9/2/23).

2023 SEASON

Season: Appeared in all 11 games as the primary place kicker ... 50-yard field goal versus Wisconsin (11/4) marked the 28th 50-plus yard field goal in Indiana history and is tied for No. 20 all-time ... just the 13th IU kicker to convert a 50-yard field goal attempt in program history.

Ohio State (9/2): Connected on a 42-yard field goal in the second quarter for his first career field goal make. **Indiana State (9/8):** Totaled six points ... made a 28-yard field goal in the second quarter. **Louisville (9/16):** Converted on two extra points ... had a successful onside kick that Indiana recovered to open the second half ... the program's first successful onside kick since at Purdue in 2017. **Akron (9/23):** Made both field goal attempts in the fourth quarter and second overtime with three converted extra points ... totaled nine points. **at Maryland (9/30):** Hit one 25-yard field goal in the first quarter ... made both extra points to total five points for the day. **at Michigan (10/14):** Converted on one extra point attempt. **Rutgers (10/21):** Registered two points ... made both extra point attempts. **at Penn State (10/28):** Connected on a 35-yard field goal to tie the game 24-24 with 2:58 left in the fourth quarter ... made all three extra point attempts. **Wisconsin (11/4):** Totaled eight points from two made extra points and two field goals ... made a 27-yard field goal in the second quarter ... connected on a 50-yard field goal with 1:10 left in the fourth quarter to put Indiana up 20-14. **at Illinois (11/11):** Totaled seven points ... made four of five extra points ... converted on a 41-yard field goal in overtime to put Indiana ahead 45-42. **Michigan State (11/18):** Notched three points on three extra points.

FREEMAN'S CAREER STATS

	GP	FG	PCT	PAT	PTS	0-29	30-39	40-49	50+	LG
2020	1/-	-	-	-	-	-	-	-	-	-
2021	3/-	-	-	2-2	2	-	-	-	-	-
2022	12/-	-	-	-	-	-	-	-	-	-
2023	11/-	9-13	.692	25-26	52	4-4	2-3	2-4	1-2	50-ILL
Totals	26/-	9-13	.692	27-28	47	4-4	2-3	2-4	1-2	50-ILL

FREEMAN'S CAREER GAME-BY-GAME

2023

Opponent	FG	PCT	PAT	PTS	0-29	30-39	40-49	50+	LG
Ohio State	1-1	1.000	-	3	-	-	1-1	-	42
Indiana State	1-1	1.000	3-3	6	1-1	-	-	-	28
vs. Louisville	-	-	2-2	2	-	-	-	-	-
Akron	2-2	1.000	3-3	9	1-1	1-1	-	-	39
at Maryland	1-1	1.000	2-2	5	1-1	-	-	-	25
at Michigan	-	-	1-1	1	-	-	-	-	-
Rutgers	-	1.000	2-2	2	-	-	-	-	-
at Penn State	1-2	.500	3-3	6	-	1-2	-	-	35
Wisconsin	2-3	.667	2-2	8	1-1	-	0-1	1-1	50
at Illinois	1-1	1.000	4-5	7	-	-	1-1	-	41
Michigan State	0-2	.000	3-3	3	-	-	0-1	0-1	-
Totals	9-13	.692	25-26	52	4-4	2-3	2-4	1-2	50

2022

Opponent	FG	PCT	PAT	PTS	0-29	30-39	40-49	50+	LG
Illinois	-	-	-	-	-	-	-	-	-
Idaho	-	-	-	-	-	-	-	-	-
Western Ky.	-	-	-	-	-	-	-	-	-
at Cincinnati	-	-	-	-	-	-	-	-	-
at Nebraska	-	-	-	-	-	-	-	-	-
Michigan	-	-	-	-	-	-	-	-	-
Maryland	-	-	-	-	-	-	-	-	-
at Rutgers	-	-	-	-	-	-	-	-	-
Penn State	-	-	-	-	-	-	-	-	-
at Ohio State	-	-	-	-	-	-	-	-	-
at Michigan State	-	-	-	-	-	-	-	-	-
Purdue	-	-	-	-	-	-	-	-	-
Totals	-	-	-	-	-	-	-	-	-

2021

Opponent	FG	PCT	PAT	PTS	0-29	30-39	40-49	50+	LG
at Iowa	-	-	-	-	-DNP-	-	-	-	-
Idaho	-	-	2-2	2	-	-	-	-	-
Cincinnati	-	-	-	-	-DNP-	-	-	-	-
at Western Ky.	-	-	-	-	-	-	-	-	-
at Penn State	-	-	-	-	-DNP-	-	-	-	-
Michigan State	-	-	-	-	-DNP-	-	-	-	-
Ohio State	-	-	-	-	-DNP-	-	-	-	-
at Maryland	-	-	-	-	-	-	-	-	-
at Michigan	-	-	-	-	-DNP-	-	-	-	-
Rutgers	-	-	-	-	-DNP-	-	-	-	-
Minnesota	-	-	-	-	-DNP-	-	-	-	-
at Purdue	-	-	-	-	-DNP-	-	-	-	-
Totals	-	-	2-2	2	-	-	-	-	-

2020

Opponent	FG	PCT	PAT	PTS	0-29	30-39	40-49	50+	LG
Penn State	-	-	-	-	-DNP-	-	-	-	-
at Rutgers	-	-	-	-	-	-	-	-	-
vs. Michigan	-	-	-	-	-DNP-	-	-	-	-
at Michigan St.	-	-	-	-	-DNP-	-	-	-	-
at Ohio State	-	-	-	-	-DNP-	-	-	-	-
vs. Maryland	-	-	-	-	-DNP-	-	-	-	-
at Wisconsin	-	-	-	-	-DNP-	-	-	-	-
vs. Ole Miss	-	-	-	-	-DNP-	-	-	-	-
Totals	-	-	-	-	-	-	-	-	-



JORDAN GRIER

DB || 6-0 || 205 || JUNIOR
ELLENWOOD, GEORGIA

16

2023 SEASON

Season: Appeared in 11 games with three starts ... made first career start against Akron (9/23) ... one of 18 Hoosiers to make first career start.

Ohio State (9/2): Logged two solo tackles. **Indiana State (9/8):** Made one solo stop. **Akron (9/23):** Made first career start and posted two solo tackles. **at Maryland (9/30):** Notched three solo tackles. **at Michigan (10/14):** Collected one solo stop. **Rutgers (10/21):** Charted three tackles. **at Penn State (10/28):** Totaled two tackles. **Wisconsin (11/4):** Had one stop. **Michigan State (11/18):** Tallied four tackles ... brought Nate Carter down for a four-yard loss in the second quarter.

GRIER'S CAREER STATS

	GP/GS	Solo	Ast	Ttl	TFL	Sacks	FF	FR-Yds	Int-Yds	QBH	PBU
2021	6/-	1	-	1	-	-	-	-	-	-	-
2022	12/-	5	5	10	0.5-1	-	-	-	-	-	-
2023	11/3	16	3	19	1.0-4	-	-	-	-	-	-
Totals	28/3	22	8	30	1.5-5	-	-	-	-	-	-

GRIER'S CAREER GAME-BY-GAME

2023


Opponent	Solo	Ast	Total	TFL	Sacks	FF	FR-Yds	Int-Yds	QBH	PBU
Ohio State	2	-	2	-	-	-	-	-	-	-
Indiana State	1	-	1	-	-	-	-	-	-	-
vs. Louisville	-	-	-	-	-	-	-	-	-	-
Akron	2	-	2	-	-	-	-	-	-	-
at Maryland	3	-	3	-	-	-	-	-	-	-
at Michigan	1	-	1	-	-	-	-	-	-	-
Rutgers	2	1	3	-	-	-	-	-	-	-
at Penn State	2	-	2	-	-	-	-	-	-	-
Wisconsin	-	1	1	-	-	-	-	-	-	-
at Illinois	-	-	-	-	-	-	-	-	-	-
Michigan State	3	1	4	1.0-4	-	-	-	-	-	-
Totals	16	3	19	1.0-4	-	-	-	-	-	-

2022

Opponent	Solo	Ast	Total	TFL	Sacks	FF	FR-Yds	Int-Yds	QBH	PBU
Illinois	1	-	1	-	-	-	-	-	-	-
Idaho	-	-	-	-	-	-	-	-	-	-
Western Ky.	-	-	-	-	-	-	-	-	-	-
at Cincinnati	-	1	1	-	-	-	-	-	-	-
at Nebraska	-	1	1	-	-	-	-	-	-	-
Michigan	1	1	2	-	-	-	-	-	-	-
Maryland	-	-	-	-	-	-	-	-	-	-
at Rutgers	-	-	-	-	-	-	-	-	-	-
Penn State	3	1	4	0.5-1	-	-	-	-	-	-
at Ohio State	-	1	1	-	-	-	-	-	-	-
at Michigan State	-	-	-	-	-	-	-	-	-	-
Purdue	-	-	-	-	-	-	-	-	-	-
Totals	5	5	10	0.5-1	-	-	-	-	-	-

2021

Opponent	Solo	Ast	Total	TFL	Sacks	FF	FR-Yds	Int-Yds	QBH	PBU
at Iowa	-	-	-	-	-DNP-	-	-	-	-	-
Idaho	-	-	-	-	-	-	-	-	-	-
Cincinnati	-	-	-	-	-DNP-	-	-	-	-	-
at Western Ky.	-	-	-	-	-DNP-	-	-	-	-	-
at Penn State	-	-	-	-	-DNP-	-	-	-	-	-
Michigan State	-	-	-	-	-DNP-	-	-	-	-	-
Ohio State	-	-	-	-	-DNP-	-	-	-	-	-
at Maryland	-	-	-	-	-	-	-	-	-	-
at Michigan	-	-	-	-	-	-	-	-	-	-
Rutgers	1	-	1	-	-	-	-	-	-	-
Minnesota	-	-	-	-	-	-	-	-	-	-
at Purdue	-	-	-	-	-	-	-	-	-	-
Totals	1	-	1	-	-	-	-	-	-	-



ROBBY HARRISON

DL || 6-3 || 330 || R-FRESHMAN
GREENWOOD, SOUTH CAROLINA

93

CAREER NOTES & RECORDS

Redshirted the 2022 season at Arizona State and appeared in three games ... made collegiate debut against Northern Arizona (9/1/22) ... transferred to Indiana in the spring.

2023 SEASON

Season: Appeared in four games ... made IU debut against Indiana State (9/8) ... one of 21 transfer student-athletes to make their Indiana debut in 2023.

at Michigan (10/14): Logged three tackles.

HARRISON'S CAREER STATS (* - at Arizona State)

	GP/GS	Solo	Ast	Ttl	TFL	Sacks	FF	FR-Yds	Int-Yds	QBH	PBU
2022*	3/-	-	-	-	-	-	-	-	-	-	-
2023	4/-	1	2	3	-	-	-	-	-	-	-
Totals	7/-	1	2	3	-	-	-	-	-	-	-

HARRISON'S CAREER GAME-BY-GAME (* - at Arizona State)

2023	Opponent	Solo	Ast	Total	TFL	Sacks	FF	FR-Yds	Int-Yds	QBH	PBU
	Ohio State	-	-	-	-	-DNP-	-	-	-	-	-
	Indiana State	-	-	-	-	-DNP-	-	-	-	-	-
	vs. Louisville	-	-	-	-	-DNP-	-	-	-	-	-
	Akron	-	-	-	-	-DNP-	-	-	-	-	-
	at Maryland	-	-	-	-	-	-	-	-	-	-
	at Michigan	1	2	3	-	-	-	-	-	-	-
	Rutgers	-	-	-	-	-	-	-	-	-	-
	at Penn State	-	-	-	-	-DNP-	-	-	-	-	-
	Wisconsin	-	-	-	-	-DNP-	-	-	-	-	-
	at Illinois	-	-	-	-	-DNP-	-	-	-	-	-
	Michigan State	-	-	-	-	-DNP-	-	-	-	-	-
Totals		1	2	3	-	-	-	-	-	-	-

2022*	Opponent	Solo	Ast	Total	TFL	Sacks	FF	FR-Yds	Int-Yds	QBH	PBU
	North Arizona	-	-	-	-	-	-	-	-	-	-
	at Oklahoma St.	-	-	-	-	-	-	-	-	-	-
	Eastern Michigan	-	-	-	-	-DNP-	-	-	-	-	-
	Utah	-	-	-	-	-DNP-	-	-	-	-	-
	at USC	-	-	-	-	-DNP-	-	-	-	-	-
	Washington	-	-	-	-	-DNP-	-	-	-	-	-
	at Stanford	-	-	-	-	-DNP-	-	-	-	-	-
	at Colorado	-	-	-	-	-DNP-	-	-	-	-	-
	UCLA	-	-	-	-	-DNP-	-	-	-	-	-
	at Wash St.	-	-	-	-	-	-	-	-	-	-
	Oregon St.	-	-	-	-	-DNP-	-	-	-	-	-
	at Arizona	-	-	-	-	-DNP-	-	-	-	-	-
Totals		-	-	-	-	-	-	-	-	-	-



BRYCE HENDERSHOT

TE || 6-3 || 230 || FRESHMAN
NORTH SALEM, INDIANA

39

2023 SEASON

Season: Appeared in one game made collegiate debut against Indiana State (9/8) ... one of 14 Hoosiers to make collegiate debut ... one of seven true freshmen to make their Indiana debut this season ... younger brother of former Indiana tight end **Peyton Hendershot**.

Indiana State (9/8): Made debut on offense in the fourth quarter.



JOSH HENDERSON

RB || 5-11 || 225 || SENIOR+
PENNINGTON, NEW JERSEY

26

CAREER NOTES & RECORDS

Appeared in 23 games over three seasons at North Carolina (2019-21) ... Enrolled at Indiana in the spring of 2022 and participated in practice ... made first career start against No. 3/4 Ohio State (9/2) in 2023 season opener.

2023 SEASON

Season: Appeared in seven games with five starts ... missed four games due to injury from week 4-8 ... made first career start against No. 3/4 Ohio State (9/2) ... one of 18 Hoosiers to make first career start.

Ohio State (9/2): Rushed three times for five yards ... made one catch for a 3-yard pickup. **Indiana State (9/8):** Charted 105 all-purpose yards ... rushed 12 times for 60 yards and one touchdown ... had three receptions for 55 yards. **Louisville (9/16):** Had seven carries for 26 rushing yards and a touchdown ... made two receptions for 30 yards. **at Penn State (10/28):** Totaled 12 carries for 57 yards. **Wisconsin (11/4):** Had 15 carries for 40 yards. **at Illinois (11/11):** Rushed ten times for 31 yards. **Michigan State (11/18):** Had 13 carries for 74 yards ... one catch for six yards.

HENDERSON'S CAREER STATS - RUSHING (* - at North Carolina)

	GP/GS	Car	Yds	YPC	YPG	TD	Long	High
2019*	8/-	18	127	7.1	15.9	-	35-MER	98-MER
2020*	12/-	18	61	3.4	5.1	-	16-NCST	27-NCST
2021*	3/-	5	21	4.2	7.0	-	14-VT	16-VT
2022	12/-	90	398	4.4	33.2	4	23-PSU	65-WKU
2023	7/5	72	293	4.1	41.9	2	20-ISU	74-MSU
IU	19/5	162	691	4.3	36.4	6	23-PSU	74-MSU
Totals	42/5	203	900	4.4	21.4	6	35-MER	98-MER

HENDERSON'S CAREER STATS - RECEIVING (* - at North Carolina)

	GP/GS	Rec	Yds	YPR	YPG	TD	Long	High
2019*	8/-	-	-	-	-	-	-	-
2020*	12/-	3	10	3.3	0.8	-	8-SU	8-SU
2021*	3/-	-	-	-	-	-	-	-
2022	12/-	24	274	11.4	22.8	4	44-UMD	60-UMD
2023	7/5	7	94	13.4	13.4	-	22-ISU	55-ISU
IU	19/5	31	368	11.9	19.4	4	44-UMD	60-UMD
Totals	42/5	34	378	11.1	9.0	4	44-UMD	60-UMD

NOTES: Owns three career kickoff returns for an average of 15.3 yards pre return.

2023	Opponent	Rushing				Receiving				Kick Returns			
		No.	Yds	TD	Lg	No.	Yds	TD	Lg	No.	Yds	TD	Lg
	Ohio State	3	5	-	4	1	3	-	3	-	-	-	-
	Indiana State	12	60	1	20	3	55	-	22	-	-	-	-
	vs. Louisville	7	26	1	12	2	30	-	18	-	-	-	-
	Akron	-	-	-	-	-	-	-	-	-	-	-	-
	at Maryland	-	-	-	-	-	-	-	-	-	-	-	-
	at Michigan	-	-	-	-	-	-	-	-	-	-	-	-
	Rutgers	-	-	-	-	-	-	-	-	-	-	-	-
	at Penn State	12	57	-	15	-	-	-	-	-	-	-	-
	Wisconsin	15	40	-	7	-	-	-	-	-	-	-	-
	at Illinois	10	31	-	17	-	-	-	-	-	-	-	-
	Michigan State	13	74	-	14	1	6	-	6	-	-	-	-
Totals		72	293	2	20	7	94	-	22	-	-	-	-

2022	Opponent	Rushing				Receiving				Kick Returns			
		No.	Yds	TD	Lg	No.	Yds	TD	Lg	No.	Yds	TD	Lg
	Illinois	6	7	-	7	-	-	-	-	-	-	-	-
	Idaho	7	58	1	14	2	15	-	11	-	-	-	-
	Western Ky.	11	65	1	19	1	32	-	32	-	-	-	-
	at Cincinnati	12	29	-	6	3	29	1	19	-	-	-	-
	at Nebraska	5	22	-	13	3	44	-	24	-	-	-	-
	Michigan	6	10	-	11	4	34	1	11	-	-	-	-
	Maryland	5	20	1	14	3	60	1	44	-	-	-	-
	at Rutgers	4	31	-	10	1	9	-	9	-	-	-	-
	Penn State	7	44	-	23	1	9	-	9	-	-	-	-
	at Ohio State	7	25	-	11	-	-	-	-	-	-	-	-
	at Michigan State	11	36	1	14	1	7	-	7	2	24	-	13
	Purdue	9	51	-	12	5	35	1	9	1	22	-	22
Totals		90	398	4	23	24	274	4	44	3	46	-	22

2021*		Rushing			
Opponent	No.	Yds	TD	Lg	
at Virginia Tech	-	-	-	-	
Georgia State	2	5	-	3	
Virginia	3	16	-	14	
at Georgia Tech	-	-	-	-	
Duke	-	-	-	-	
Florida State	-	-	-	-	
Miami	-	-	-	-	
at Notre Dame	-	-	-	-	
Wake Forest	-	-	-	-	
at Pittsburgh	-	-	-	-	
Wofford	-	-	-	-	
at NC State	-	-	-	-	
South Carolina	-	-	-	-	
Totals	5	21	-	14	

2020*		Rushing				Receiving			
Opponent	No.	Yds	TD	Lg	No.	Yds	TD	Lg	
Syracuse	1	(-5)	-	-	1	8	-	8	
at Boston College	-	-	-	-	-	-	-	-	
Virginia Tech	-	-	-	-	-	-	-	-	
at Florida State	-	-	-	-	-	-	-	-	
NC State	5	27	-	16	-	-	-	-	
at Virginia	-	-	-	-	-	-	-	-	
at Duke	1	0	-	-	1	0	-	-	
Wake Forest	-	-	-	-	-	-	-	-	
Notre Dame	-	-	-	-	-	-	-	-	
Western Carolina	4	16	-	7	-	-	-	-	
Miami (Fla.)	1	8	-	8	-	-	-	-	
Texas A&M	6	15	-	5	1	2	-	2	
Totals	18	61	-	16	3	10	-	8	

2019*		Rushing			
Opponent	No.	Yds	TD	Lg	
South Carolina	-	-	-	-	
Miami	-	-	-	-	
at Wake Forest	-	-	-	-	
Appalachian State	-	-	-	-	
Clemson	-	-	-	-	
at Georgia Tech	-	-	-	-	
at Virginia Tech	-	-	-	-	
Duke	-	-	-	-	
Virginia	-	-	-	-	
at Pittsburgh	-	-	-	-	
Mercer	13	98	-	35	
NC State	5	29	-	11	
Temple	-	-	-	-	
Totals	18	127	-	35	



MATT HOHLT

LB || 6-2 || 225 || R-SOPHOMORE
GREENWOOD, INDIANA

43

CAREER NOTES & RECORDS

Made first career start at Cincinnati (9/24/22) ... received a scholarship during fall camp prior to the 2023 season ... father, Eric, was a two-time letterwinner as a walk-on at Indiana (1983-84).

2023 SEASON

Season: Appeared in ten games.

Ohio State (9/2): Logged two tackles. **Indiana State (9/8):** Made one stop. **Akron (9/23):** Totaled one tackle. **at Michigan (10/14):** Charted one stop. **at Penn State (10/28):** Collected one tackle. **Wisconsin (11/14):** Tallied three tackles.

HOHLT'S CAREER STATS

	GP/GS	Solo	Ast	Ttl	TFL	Sacks	FF	FR-Yds	Int-Yds	QBH	PBU
2021	2/-	-	-	-	-	-	-	-	-	-	-
2022	10/1	12	7	19	1.5-3	-	-	-	-	-	-
2023	10/-	4	5	9	-	-	-	-	-	-	-
Totals	22/1	16	12	28	1.5-3	-	-	-	-	-	-

HOHLT'S CAREER GAME-BY-GAME

2023	Opponent	Solo	Ast	Total	TFL	Sacks	FF	FR-Yds	Int-Yds	QBH	PBU
	Ohio State	1	1	2	-	-	-	-	-	-	-
	Indiana State	-	1	1	-	-	-	-	-	-	-
	vs. Louisville	-	-	-	-	-	-	-	-	-	-
	Akron	-	1	1	-	-	-	-	-	-	-
	at Maryland	-	-	-	-	-	-	-	-	-	-
	at Michigan	-	1	1	-	-	-	-	-	-	-
	Rutgers	-	-	-	-	-	-	-	-	-	-
	at Penn State	1	-	1	-	-	-	-	-	-	-
	Wisconsin	2	1	3	-	-	-	-	-	-	-
	at Illinois	-	-	-	-	-	-	-	-	-	-
	Michigan State	-	-	-	-	-	-	-	-	-	-
	Totals	4	5	9	-	-	-	-	-	-	-

2022	Opponent	Solo	Ast	Total	TFL	Sacks	FF	FR-Yds	Int-Yds	QBH	PBU
	Illinois	-	-	-	-	-	-	-	-	-	-
	Idaho	-	1	1	-	-	-	-	-	-	-
	Western Ky.	1	-	1	-	-	-	-	-	-	-
	at Cincinnati	2	1	3	1.0-2	-	-	-	-	-	-
	at Nebraska	-	1	1	-	-	-	-	-	-	-
	Michigan	2	-	2	-	-	-	-	-	-	-
	Maryland	1	-	1	-	-	-	-	-	-	-
	at Rutgers	3	1	4	-	-	-	-	-	-	-
	Penn State	2	2	4	0.5-1	-	-	-	-	-	-
	at Ohio State	1	1	2	-	-	-	-	-	-	-
	at Michigan State	-	-	-	-	-	-	-	-	-	-
	Purdue	-	-	-	-	-	-	-	-	-	-
	Totals	12	7	19	1.5-3	-	-	-	-	-	-

2021	Opponent	Solo	Ast	Total	TFL	Sacks	FF	FR-Yds	Int-Yds	QBH	PBU
	at Iowa	-	-	-	-	-	-	-	-	-	-
	Idaho	-	-	-	-	-	-	-	-	-	-
	Cincinnati	-	-	-	-	-	-	-	-	-	-
	at Western Ky.	-	-	-	-	-	-	-	-	-	-
	at Penn State	-	-	-	-	-	-	-	-	-	-
	Michigan State	-	-	-	-	-	-	-	-	-	-
	Ohio State	-	-	-	-	-	-	-	-	-	-
	at Maryland	-	-	-	-	-	-	-	-	-	-
	at Michigan	-	-	-	-	-	-	-	-	-	-
	Rutgers	-	-	-	-	-	-	-	-	-	-
	Minnesota	-	-	-	-	-	-	-	-	-	-
	at Purdue	-	-	-	-	-	-	-	-	-	-
	Totals	-	-	-	-	-	-	-	-	-	-



CONNOR HOLE

DB || 5-11 || 180 || R-JUNIOR
JAMESTOWN, INDIANA

33

CAREER NOTES & RECORDS

Redshirted the 2020 season ... did not see any game action in 2021 ... made first career appearance against Idaho (9/10/22).

2023 SEASON

Season: Appeared in one game.

Indiana State (9/8): Made season debut on special teams.

CONNOR HOLE'S CAREER STATS

	GP/GS	Solo	Ast	Ttl	TFL	Sacks	FF	FR-Yds	Int-Yds	QBH	PBU
2020	-	-	-	-	-	-	-	-	-	-	-
2021	-	-	-	-	-	-	-	-	-	-	-
2022	1/-	-	-	-	-	-	-	-	-	-	-
2023	1/-	-	-	-	-	-	-	-	-	-	-
Totals	2/-	-	-	-	-	-	-	-	-	-	-



DAVID HOLLAMAN

RB || 6-0 || 205 || R-SOPHOMORE
AUBURN HILLS, MICHIGAN

33

CAREER NOTES & RECORDS

Played in four games and redshirted in 2021 ... made collegiate debut against Idaho (9/11/21) ... did not see any game action in 2022.

2023 SEASON

Season: Appeared in nine games.

at Maryland (9/30): Ran twice for 13 yards. **at Michigan (10/14):** Posted three carries for six yards. **Rutgers (10/21):** Returned one kickoff for 17 yards in the fourth quarter.

HOLLAMAN'S CAREER STATS - RUSHING

	GP/GS	Car	Yds	YPC	YPG	TD	Long	High
2021	4/-	11	34	3.1	8.5	-	13-PUR	14-PUR
2022	-/-	-	-	-	-	-	-	-
2023	9/-	5	19	3.8	2.1	-	7-UMD	13-UMD
Totals	13/-	16	53	3.1	4.1	-	13-PUR	14-PUR

NOTE: Returned one kickoff against Rutgers (10/21) for 17 yards.

HOLLOMAN'S CAREER GAME-BY-GAME

2023	Rushing			
Opponent	No.	Yds	TD	Lg
Ohio State	-	-	-	-
Indiana State	-	-	-	-
vs. Louisville	-	-	-	-
Akron	-	-	-	-
at Maryland	2	13	-	7
at Michigan	3	6	-	5
Rutgers	-	-	-	-
at Penn State	-	-	-	-
Wisconsin	-	-	-	-
at Illinois	-	-	-	-
Michigan State	-	-	-	-
Totals	5	19	-	7
2021	Rushing			
Opponent	No.	Yds	TD	Lg
at Iowa	-	-	-	-
Idaho	5	7	-	3
Cincinnati	-	-	-	-
at Western Ky.	-	-	-	-
at Penn State	-	-	-	-
Michigan State	-	-	-	-
Ohio State	-	-	-	-
at Maryland	-	-	-	-
at Michigan	-	-	-	-
Rutgers	2	13	-	7
Minnesota	-	-	-	-
at Purdue	4	14	-	13
Totals	11	34	-	13



2023 SEASON

Season: Appeared in ten games with one start ... made first career start versus Michigan State (11/18) ... one of 18 Hoosiers to make first career start.

Ohio State (9/2): Rushed once for four yards. **Indiana State (9/8):** Carried four times for 19 yards. **at Maryland (9/30):** Had three carries for 13 yards. **at Michigan (10/14):** Posted five carries for 35 yards. **Rutgers (10/21):** Charted nine carries for 54 rushing yards ... long rush of 17 yards ... had two catches for 20 receiving yards. **at Penn State (10/28):** Totalled nine rushes for 31 yards ... caught one pass for two yards. **Wisconsin (11/4):** Made five carries for 12 yards. **at Illinois (11/11):** Logged 13 carries for a team-best 72 yards ... ran for first career touchdown on a 1-yard rush in the first quarter. **Michigan State (11/18):** Rushed 19 times for 77 yards and a touchdown in his first career start.

HOWLAND'S CAREER STATS - RUSHING

	GP/GS	Car	Yds	YPC	YPG	TD	Long	High
2021	3/-	6	20	3.3	6.7	-	8-OSU	17-OSU
2022	9/-	2	12	6.0	1.5	-	9-IDA	9-IDA
2023	10/1	66	317	4.8	31.7	2	19-ILL	77-MSU
Totals	22/1	74	349	4.7	15.9	2	19-ILL	77-MSU

HOWLAND'S CAREER STATS - RECEIVING

	GP/GS	Rec	Yds	YPR	YPG	TD	Long	High
2021	3/-	-	-	-	-	-	-	-
2022	9/-	-	-	-	-	-	-	-
2023	10/1	3	22	7.3	2.2	-	11-RUT	20-RUT
Totals	22/1	3	22	7.3	1.0	-	11-RUT	20-RUT

HOWLAND'S CAREER GAME-BY-GAME

2023	Rushing				Receiving			
Opponent	No.	Yds	TD	Lg	No.	Yds	TD	Lg
Ohio State	1	4	-	4	-	-	-	-
Indiana State	4	19	-	8	-	-	-	-
vs. Louisville	-	-	-	-	-	-	-	-
Akron	-	-	-	-	-	-	-	-
at Maryland	3	13	-	6	-	-	-	-
at Michigan	5	35	-	12	-	-	-	-
Rutgers	9	54	-	17	2	20	-	11
at Penn State	9	31	-	8	1	2	-	2
Wisconsin	5	12	-	3	-	-	-	-
at Illinois	13	72	1	19	-	-	-	-
Michigan State	19	77	1	9	-	-	-	-
Totals	66	317	2	19	3	22	-	11

2022	Rushing			
Opponent	No.	Yds	TD	Lg
Illinois	-	-	-	-
Idaho	2	12	-	9
Western Ky.	-	-	-	-
at Cincinnati	-	-	-	-
at Nebraska	-	-	-	-
Michigan	-	-	-	-
Maryland	-	-	-	-
Rutgers	-	-	-	-
Penn State	-	-	-	-
at Ohio State	-	-	-	-
at Michigan State	-	-	-	-
at Purdue	-	-	-	-
Totals	2	12	-	9
2021	Rushing			
Opponent	No.	Yds	TD	Lg
at Iowa	-	-	-	-
Idaho	-	-	-	-
Cincinnati	-	-	-	-
at Western Ky.	-	-	-	-
at Penn State	-	-	-	-
Michigan State	-	-	-	-
Ohio State	5	17	-	8
at Maryland	-	-	-	-
at Michigan	-	-	-	-
Rutgers	-	-	-	-
Minnesota	1	3	-	3
at Purdue	-	-	-	-
Totals	6	20	-	8



CAREER NOTES & RECORDS

Appeared in eight games over two seasons at UCLA (2020-21) and redshirted his first season ... has one career touchdown on a fumble recovery in the end zone at Nebraska (10/1/22).

2023 SEASON

Season: Appeared in all 11 games with two starts.

Ohio State (9/2): Had two assisted tackles. **Indiana State (9/8):** Made first start of the season ... logged three stops. **Louisville (9/16):** Posted two solo tackles. **Akron (9/23):** Logged two tackles. **at Michigan (10/14):** Charted four tackles ... sacked J.J. McCarthy and forced a fumble in the third quarter. **at Penn State (10/28):** Made four tackles. **Wisconsin (11/4):** Tallied one solo stop. **at Illinois (11/11):** Registered two tackles.

M. JACKSON'S CAREER STATS (* - at UCLA)

	GP/GS	Solo	Ast	Ttl	TFL	Sacks	FF	FR-Yds	Int-Yds	QBH	PBU
2020*	1/-	1	-	1	1.0-1	-	-	-	-	-	-
2021*	7/-	5	1	6	1.0-7	1.0-7	-	1-0	-	-	-
2022	12/1	7	11	18	2.0-8	0.5-3	-	2-0	1-10	-	-
2023	11/2	13	7	20	1.0-4	1.0-4	1	-	-	-	-
IU	23/3	20	18	38	3.0-12	1.5-7	1	2-0	1-10	-	-
Totals	31/3	26	19	45	5.0-20	2.5-14	1	3-0	1-10	-	-

NOTES: Scored one career touchdown on a fumble recovery in the end zone (at Nebraska; 2022).

M. JACKSON'S CAREER GAME-BY-GAME (* - at UCLA)

2023																				
Opponent	Solo	Ast	Total	TFL	Sacks	FF	FR-Yds	Int-Yds	QBH	PBU										
Ohio State	-	2	2	-	-	-	-	-	-	-										
Indiana State	1	2	3	-	-	-	-	-	-	-										
vs. Louisville	2	-	2	-	-	-	-	-	-	-										
Akron	1	1	2	-	-	-	-	-	-	-										
at Maryland	-	-	-	-	-	-	-	-	-	-										
at Michigan	4	-	4	1.0-4	1.0-4	1	-	-	-	-										
Rutgers	-	-	-	-	-	-	-	-	-	-										
at Penn State	3	1	4	-	-	-	-	-	-	-										
Wisconsin	1	-	1	-	-	-	-	-	-	-										
at Illinois	1	1	2	-	-	-	-	-	-	-										
Michigan State	-	-	-	-	-	-	-	-	-	-										
Totals	13	7	20	1.0-4	1.0-4	1	-	-	-	-										

2022

Opponent	Solo	Ast	Total	TFL	Sacks	FF	FR-Yds	Int-Yds	QBH	PBU
Illinois	1	-	1	-	-	-	-	-	-	-
Idaho	-	-	-	-	-	-	-	-	-	-
Western Ky.	-	2	2	-	-	-	1-0	1-10	-	-
at Cincinnati	-	1	1	0.5-3	0.5-3	-	-	-	-	-
at Nebraska	-	-	-	-	-	-	1-0	-	-	-
Michigan	-	2	2	0.5-1	-	-	-	-	-	-
Maryland	3	-	3	1.0-4	-	-	-	-	-	-
at Rutgers	-	2	2	-	-	-	-	-	-	-
Penn State	1	1	2	-	-	-	-	-	-	-
at Ohio State	-	1	1	-	-	-	-	-	-	-
at Michigan State	2	1	3	-	-	-	-	-	-	-
Purdue	-	1	1	-	-	-	-	-	-	-
Totals	7	11	18	2.0-8	0.5-3	-	2-0	1-10	-	-

2021*

Opponent	Solo	Ast	Total	TFL	Sacks	FF	FR-Yds	Int-Yds	QBH	PBU
Hawaii	2	-	2	-	-	-	-	-	-	-
LSU	-	-	-	-	-	-	-	-	-	-
Fresno State	-	-	-	-	-	-	1-0	-	-	-
at Stanford	-	-	-	-	-	-	-	-	-	-
Arizona State	-	-	-	-	-DNP-	-	-	-	-	-
at Arizona	3	-	3	1.0-7	1.0-7	-	-	-	-	-
at Washington	-	1	1	-	-	-	-	-	-	-
Oregon	-	-	-	-	-DNP-	-	-	-	-	-
at Utah	-	-	-	-	-DNP-	-	-	-	-	-
Colorado	-	-	-	-	-	-	-	-	-	-
at USC	-	-	-	-	-DNP-	-	-	-	-	-
California	-	-	-	-	-DNP-	-	-	-	-	-
Totals	5	1	6	1.0-7	1.0-7	-	1-0	-	-	-

2020*

Opponent	Solo	Ast	Total	TFL-Yds	Sacks	FF	FR-Yds	Int-Yds	QBH	PBU
at Colorado	1	-	1	1.0-1	-	-	-	-	-	-
California	-	-	-	-	-DNP-	-	-	-	-	-
at Oregon	-	-	-	-	-DNP-	-	-	-	-	-
Arizona	-	-	-	-	-DNP-	-	-	-	-	-
at Arizona State	-	-	-	-	-DNP-	-	-	-	-	-
USC	-	-	-	-	-DNP-	-	-	-	-	-
Stanford	-	-	-	-	-DNP-	-	-	-	-	-
Totals	1	-	1	1.0-1	-	-	-	-	-	-



TAYVEN JACKSON

QB || 6-3 || 215 || R-FRESHMAN

GREENWOOD, INDIANA

2

CAREER NOTES & RECORDS

Appeared in three games in one season at Tennessee (2022) and redshirted his first collegiate season ... made collegiate debut against Ball State (9/1/22) ... first career score was a 1-yard rushing touchdown versus Akron (9/17/22) ... enrolled at Indiana in spring of 2023 ... made first career start vs. Indiana State (9/8/23) ... first career passing touchdown was 30-yard completion against Louisville (9/16/23).

2023 SEASON

Season: Appeared in six games with five starts ... made Indiana debut against No. 3/4 Ohio State (9/2) ... first career start came against Indiana State (9/8) ... one of 21 transfer student-athletes to make Indiana debut in 2023 ... one of 18 Hoosiers to make first career start.

Ohio State (9/2): Lone completion went for 24 yards to Cam Camper .. rushed three times for 11 yards. **Indiana State (9/8):** Started and went 18-for-21 passing with 236 passing yards ... scored first touchdown as a Hoosier on a 10-yard rush in the first quarter. **Louisville (9/16):** Posted a 24-for-34 passing day with 299 passing yards ... first career touchdown pass ... went for a 30-yard completion to Jaylin Lucas in the third quarter ... rushed eight times for 11 yards. **Akron (9/23):** Had an 11-for-26 passing day with 190 yards and a 12-yard touchdown pass to Cam Camper in the first overtime to tie the game 24-24. **at Maryland (9/30):** Logged a 17-for-29 day passing for with 113 yards. **at Michigan (10/14):** Threw for 52 yards on 7-for-13 passing.

T. JACKSON'S CAREER STATS - PASSING

	GP/GS	Comp	Att	TD	INT	Yds	YPG	Long	High
2022	3/-	4	5	-	-	37	12.3	22-AKR	28-AKR
2023	6/5	78	128	2	5	914	152.3	41-LOU	299-LOU
IU	6/5	78	128	2	5	914	152.3	41-LOU	299-LOU
Totals	9/5	82	131	2	5	951	105.7	41-LOU	299-LOU

T. JACKSON'S CAREER STATS - RUSHING

	GP/GS	Car	Yds	YPG	TD	Long	High
2022	3/-	4	10	2.5	3.3	1	14-UTM
2023	6/5	28	(-21)	-	-	1	10-ISU
IU	6/5	28	(-21)	-	-	1	10-ISU
Totals	9/5	32	(-21)	-	-	2	14-UTM

T. JACKSON'S GAME-BY-GAME - PASSING

2023

Opponent	Comp	Att	TD	INT	Pct.	Yds	Lg
Ohio State	1	5	-	-	.200	24	24
Indiana State	18	21	-	-	.857	236	25
vs. Louisville	24	34	1	1	.706	299	41
Akron	11	26	1	1	.423	190	40
at Maryland	17	29	-	1	.586	113	22
at Michigan	7	13	-	2	.538	52	15
Rutgers	-	-	-	-	-DNP-	-	-
at Penn State	-	-	-	-	-DNP-	-	-
Wisconsin	-	-	-	-	-DNP-	-	-
at Illinois	-	-	-	-	-DNP-	-	-
Michigan State	-	-	-	-	-DNP-	-	-
Totals	78	128	2	5	.609	914	41

2022

Opponent	Comp	Att	TD	INT	Pct.	Yds	Lg
Ball State	-	-	-	-	-	-	-
Pittsburgh	-	-	-DNP-	-	-	-	-
Akron	2	2	-	-	1.000	28	22
Florida	-	-	-DNP-	-	-	-	-
at LSU	-	-	-DNP-	-	-	-	-
Alabama	-	-	-DNP-	-	-	-	-
UT Martin	2	3	-	-	.667	9	9
Kentucky	-	-	-DNP-	-	-	-	-
at Georgia	-	-	-DNP-	-	-	-	-
Missouri	-	-	-DNP-	-	-	-	-
at South Carolina	-	-	-DNP-	-	-	-	-
at Vanderbilt	-	-	-DNP-	-	-	-	-
at Clemson	-	-	-DNP-	-	-	-	-
Totals	4	5	-	-	.800	37	22

T. JACKSON'S GAME-BY-GAME - RUSHING

2023

Opponent	No.	Yds	TD	Lg
Ohio State	3	11	-	6
Indiana State	6	9	1	10
vs. Louisville	8	11	-	7
Akron	6	(-19)	-	1
at Maryland	4	(-22)	-	2
at Michigan	1	(-11)	-	-
Rutgers	-	-	-	-DNP-
at Penn State	-	-	-	-DNP-
Wisconsin	-	-	-	-DNP-
at Illinois	-	-	-	-DNP-
Michigan State	-	-	-	-DNP-
Totals	28	(-21)	1	10

2022

Opponent	No.	Yds	TD	Lg
Ball State	1	-	-	-
at Pittsburgh	-	-	-	-DNP-
Akron	1	1	1	1
Florida	-	-	-	-DNP-
at LSU	-	-	-	-DNP-
Alabama	-	-	-	-DNP-
UT Martin	2	9	-	14
Kentucky	-	-	-	-DNP-
at Georgia	-	-	-	-DNP-
Missouri	-	-	-	-DNP-
at South Carolina	-	-	-	-DNP-
at Vanderbilt	-	-	-	-DNP-
at Clemson	-	-	-	-DNP-
Totals	4	10	1	14



NICK JAMES

DL || 6-2 || 285 || R-FRESHMAN

PLATVILLE, ALABAMA

99

CAREER NOTES & RECORDS

Redshirted in 2022 with four games played ... made collegiate debut versus Illinois (9/2/22).

2023 SEASON

Season: Appeared in all 11 games ... seen time in the defensive line rotation.

Akron (9/23): Had one assisted tackle ... added one pass breakup. **Rutgers (10/21):** Posted two tackles ... sacked Gavin Wimsatt for a loss of six yards in the second quarter for first career sack. **Michigan State (11/18):** Tallied one stop.

JAMES' CAREER STATS

	GP/GS	Solo	Ast	Ttl	TFL	Sacks	FF	FR-Yds	Int-Yds	QBH	PBU
2022	4/-	1	2	3	-	-	-	-	-	-	-
2023	11/-	2	2	4	1.0-6	1.0-6	-	-	-	-	1
Totals	15/-	3	4	7	1.0-6	1.0-6	-	-	-	-	1

JAMES' CAREER GAME-BY-GAME

2023

Opponent	Solo	Ast	Total	TFL	Sacks	FF	FR-Yds	Int-Yds	QBH	PBU
Ohio State	-	-	-	-	-	-	-	-	-	-
Indiana State	-	-	-	-	-	-	-	-	-	-
vs. Louisville	-	-	-	-	-	-	-	-	-	-
Akron	-	1	1	-	-	-	-	-	-	1
at Maryland	-	-	-	-	-	-	-	-	-	-
at Michigan	-	-	-	-	-	-	-	-	-	-
Rutgers	2	-	2	1.0-6	1.0-6	-	-	-	-	-
at Penn State	-	-	-	-	-	-	-	-	-	-
Wisconsin	-	-	-	-	-	-	-	-	-	-
at Illinois	-	-	-	-	-	-	-	-	-	-
Michigan State	-	1	1	-	-	-	-	-	-	-
Totals	2	2	4	1.0-6	1.0-6	-	-	-	-	1

2022

Opponent	Solo	Ast	Total	TFL	Sacks	FF	FR-Yds	Int-Yds	QBH	PBU
Illinois	-	2	2	-	-	-	-	-	-	-
Idaho	-	-	-	-	-	-	-	-	-	-
Western Ky.	-	-	-	-	-	-	-	-	-	-
at Cincinnati	-	-	-	-	-DNP-	-	-	-	-	-
at Nebraska	-	-	-	-	-DNP-	-	-	-	-	-
Michigan	1	-	1	-	-	-	-	-	-	-
Maryland	-	-	-	-	-DNP-	-	-	-	-	-
at Rutgers	-	-	-	-	-DNP-	-	-	-	-	-
Penn State	-	-	-	-	-DNP-	-	-	-	-	-
at Ohio State	-	-	-	-	-DNP-	-	-	-	-	-
at Michigan State	-	-	-	-	-DNP-	-	-	-	-	-
Purdue	-	-	-	-	-DNP-	-	-	-	-	-
Totals	1	2	3	-	-	-	-	-	-	-



JAMIER JOHNSON

DB || 6-0 || 180 || JUNIOR
PASADENA, CALIFORNIA

9

CAREER NOTES & RECORDS

Appeared in 17 games with one start over two seasons at Texas (2021-22) ... transferred to Indiana in the spring of 2023.

2023 SEASON

Season: Appeared in three games ... made Indiana debut against No. 3/4 Ohio State (9/2) ... one of 21 transfer student-athletes to make Indiana debut in 2023.

Ohio State (9/2): Made two tackles in first appearance as a Hoosier. **Louisville (9/16):** Had two stops. **Michigan State (11/18):** Returned from injury for the first time since Week 3.

JA. JOHNSON'S CAREER STATS (* - at Texas)

	GP/GS	Solo	Ast	Ttl	TFL	Sacks	FF	FR-Yds	Int-Yds	QBH	PBU
2021*	10/-	1	1	2	-	-	-	-	-	-	-
2022*	7/1	4	1	5	-	-	-	-	-	-	1
2023	3/-	3	1	4	-	-	-	-	-	-	-
IU	3/-	3	1	4	-	-	-	-	-	-	-
Totals	20/1	8	3	11	-	-	-	-	-	-	1

JA. JOHNSON'S CAREER GAME-BY-GAME (* - at Texas)

2023


Opponent	Solo	Ast	Total	TFL	Sacks	FF	FR-Yds	Int-Yds	QBH	PBU
Ohio State	1	1	2	-	-	-	-	-	-	-
Indiana State	-	-	-	-	-DNP (Injury)-	-	-	-	-	-
vs. Louisville	2	-	2	-	-	-	-	-	-	-
Akron	-	-	-	-	-DNP (Injury)-	-	-	-	-	-
at Maryland	-	-	-	-	-DNP (Injury)-	-	-	-	-	-
at Michigan	-	-	-	-	-DNP (Injury)-	-	-	-	-	-
Rutgers	-	-	-	-	-DNP (Injury)-	-	-	-	-	-
at Penn State	-	-	-	-	-DNP (Injury)-	-	-	-	-	-
Wisconsin	-	-	-	-	-DNP (Injury)-	-	-	-	-	-
at Illinois	-	-	-	-	-DNP (Injury)-	-	-	-	-	-
Michigan State	-	-	-	-	-	-	-	-	-	-
Totals	3	1	4	-	-	-	-	-	-	-

2022*

Opponent	Solo	Ast	Total	TFL	Sacks	FF	FR-Yds	Int-Yds	QBH	PBU
ULM	2	-	2	-	-	-	-	-	-	-
Alabama	-	-	-	-	-	-	-	-	-	-
UTSA	2	-	2	-	-	-	-	-	-	-
at Texas Tech	-	1	1	-	-	-	-	-	-	-
West Virginia	-	-	-	-	-	-	-	-	-	1
Oklahoma	-	-	-	-	-DNP-	-	-	-	-	-
Iowa St.	-	-	-	-	-DNP-	-	-	-	-	-
at Oklahoma St.	-	-	-	-	-	-	-	-	-	-
at Kansas St.	-	-	-	-	-	-	-	-	-	-
TCU	-	-	-	-	-DNP-	-	-	-	-	-
at Kansas	-	-	-	-	-DNP-	-	-	-	-	-
Baylor	-	-	-	-	-DNP-	-	-	-	-	-
vs. Washington	-	-	-	-	-DNP-	-	-	-	-	-
Totals	4	1	5	-	-	-	-	-	-	1

2021*

Opponent	Solo	Ast	Total	TFL	Sacks	FF	FR-Yds	Int-Yds	QBH	PBU
Louisiana	-	-	-	-	-	-	-	-	-	-
at Arkansas	-	-	-	-	-DNP-	-	-	-	-	-
Rice	-	-	-	-	-	-	-	-	-	-
Texas Tech	-	-	-	-	-	-	-	-	-	-
at TCU	1	-	1	-	-	-	-	-	-	-
Oklahoma	-	-	-	-	-	-	-	-	-	-
Oklahoma St.	-	-	-	-	-DNP-	-	-	-	-	-
at Baylor	-	-	-	-	-	-	-	-	-	-
at Iowa St.	-	-	-	-	-	-	-	-	-	-
Kansas	-	-	-	-	-	-	-	-	-	-
at West Virginia	-	1	1	-	-	-	-	-	-	-
Kansas St.	-	-	-	-	-	-	-	-	-	-
Totals	1	1	2	-	-	-	-	-	-	-



JOJO JOHNSON

DB || 5-11 || 180 || R-SOPHOMORE
MERRILLVILLE, INDIANA

3

CAREER NOTES & RECORDS

Began career at the Notre Dame (2021) and redshirted due to injury (knee) ... played 2022 season at Iowa Western Community College and totaled 16 tackles, three interceptions and two pass breakups ... transferred to Indiana in the fall of 2023.

2023 SEASON

Season: Appeared in all 11 games ... one of 21 transfer student-athletes to make Indiana debut in 2023 ... one of 14 Hoosiers to make collegiate debut in 2023.

Ohio State (9/2): Made collegiate debut on special teams. **Louisville (9/16):** Had his first career tackle in the second quarter. **Akron (9/23):** Logged one stop. **Wisconsin (11/4):** Charted two tackles and posted first career pass breakup. **at Illinois (11/11):** Notched three tackles.

JO. JOHNSON'S CAREER STATS

	GP/GS	Solo	Ast	Ttl	TFL	Sacks	FF	FR-Yds	Int-Yds	QBH	PBU
2023	11/-	2	5	7	-	-	-	-	-	-	1
Totals	11/-	2	5	7	-	-	-	-	-	-	1

JO. JOHNSON'S CAREER GAME-BY-GAME

2023

Opponent	Solo	Ast	Total	TFL	Sacks	FF	FR-Yds	Int-Yds	QBH	PBU
Ohio State	-	-	-	-	-	-	-	-	-	-
Indiana State	-	-	-	-	-	-	-	-	-	-
vs. Louisville	-	1	1	-	-	-	-	-	-	-
Akron	-	1	1	-	-	-	-	-	-	-
at Maryland	-	-	-	-	-	-	-	-	-	-
at Michigan	-	-	-	-	-	-	-	-	-	-
Rutgers	-	-	-	-	-	-	-	-	-	-
at Penn State	-	-	-	-	-	-	-	-	-	-
Wisconsin	-	2	2	-	-	-	-	-	-	1
at Illinois	2	1	3	-	-	-	-	-	-	-
Michigan State	-	-	-	-	-	-	-	-	-	-
Totals	2	5	7	-	-	-	-	-	-	1



ANTHONY JONES

LB || 6-4 || 255 || R-FRESHMAN

LAS VEGAS, NEVADA

4

CAREER NOTES & RECORDS

Appeared in two games over one season at Oregon (2022) and redshirted ... made collegiate debut and collected one tackle at Colorado (11/5/22).

2023 SEASON

Season: Appeared in all 11 games with three starts ... made Indiana debut against No. 3/4 Ohio State (9/2) ... made first career start at Maryland (9/30) ... one of 21 transfer student-athletes to make Indiana debut in 2023 ... one of 18 Hoosiers to make first career start.

Ohio State (9/2): Saw snaps on defense and special teams in Indiana debut. **at Maryland (9/30):** Posted two tackles in first career start. **at Michigan (10/14):** Logged two solo tackles. **Rutgers (10/21):** Made one stop. **at Penn State (10/28):** Notched five stops. **at Illinois (11/11):** Combined with Philip Blied to tackle Reggie Love III for a 1-yard loss in the third quarter. **Michigan State (11/18):** Notched one solo stop.

A. JONES' CAREER STATS (*at Oregon)

	GP/GS	Solo	Ast	Ttl	TFL	Sacks	FF	FR-Yds	Int-Yds	QBH	PBU
2022*	2/-	1	-	1	-	-	-	-	-	-	-
2023	11/3	8	4	12	-	-	-	-	-	1	-
IU	11/3	8	4	12	-	-	-	-	-	1	-
Totals	13/3	9	4	13	-	-	-	-	-	1	-

A. JONES' CAREER GAME-BY-GAME (*at Oregon)

2023	Opponent	Solo	Ast	Total	TFL	Sacks	FF	FR-Yds	Int-Yds	QBH	PBU
	Ohio State	-	-	-	-	-	-	-	-	-	-
	Indiana State	-	-	-	-	-	-	-	-	-	-
	vs. Louisville	-	-	-	-	-	-	-	-	-	-
	Akron	-	-	-	-	-	-	-	-	-	-
	at Maryland	1	1	2	-	-	-	-	-	-	-
	at Michigan	2	-	2	-	-	-	-	-	-	-
	Rutgers	1	-	1	-	-	-	-	-	-	-
	at Penn State	3	2	5	-	-	-	-	-	-	-
	Wisconsin	-	-	-	-	-	-	-	-	-	-
	at Illinois	-	1	1	0.5-1	-	-	-	-	-	-
	Michigan State	1	-	1	-	-	-	-	-	1	-
	Totals	8	4	12	0.5-1	-	-	-	-	1	-

2022*	Opponent	Solo	Ast	Total	TFL	Sacks	FF	FR-Yds	Int-Yds	QBH	PBU
	Georgia	-	-	-	-	-DNP-	-	-	-	-	-
	Eastern Wash.	-	-	-	-	-DNP-	-	-	-	-	-
	BYU	-	-	-	-	-DNP-	-	-	-	-	-
	at Wash. St.	-	-	-	-	-DNP-	-	-	-	-	-
	Stanford	-	-	-	-	-DNP-	-	-	-	-	-
	at Arizona	-	-	-	-	-DNP-	-	-	-	-	-
	UCLA	-	-	-	-	-DNP-	-	-	-	-	-
	at California	-	-	-	-	-DNP-	-	-	-	-	-
	at Colorado	1	-	1	-	-	-	-	-	-	-
	Washington	-	-	-	-	-DNP-	-	-	-	-	-
	Utah	-	-	-	-	-DNP-	-	-	-	-	-
	at Oregon State	-	-	-	-	-DNP-	-	-	-	-	-
	North Carolina	-	-	-	-	-	-	-	-	-	-
	Totals	1	-	1	-	-	-	-	-	-	-



COOPER JONES

OL || 6-6 || 310 || R-SOPHOMORE

VALPARAISO, INDIANA

78

CAREER NOTES & RECORDS

Redshirted in 2021 ... notched four tackles in 2022 as a defensive lineman ... moved from the defensive line to offensive line for the 2023 season.

2023 SEASON

Season: Appeared in all 11 games ... seen time on special teams.



ISAIAH JONES

LB || 6-2 || 225 || R-FRESHMAN

LONDON, OHIO

46

CAREER NOTES & RECORDS

Appeared in three games over both of his seasons at IU ... made first collegiate appearance against Penn State in the 2022 season (11/5/22) ... redshirted in 2022.

2023 SEASON

Season: Appeared in one game.

Michigan State (11/18): Made season debut.

I. JONES' CAREER STATS

	GP/GS	Solo	Ast	Ttl	TFL	Sacks	FF	FR-Yds	Int-Yds	QBH	PBU
2022*	2/-	2	-	2	-	-	-	-	-	-	-
2023	1/-	-	-	-	-	-	-	-	-	-	-
Totals	3/-	2	-	2	-	-	-	-	-	-	-

I. JONES' CAREER GAME-BY-GAME

2023	Opponent	Solo	Ast	Total	TFL	Sacks	FF	FR-Yds	Int-Yds	QBH	PBU
	Ohio State	-	-	-	-	-DNP-	-	-	-	-	-
	Indiana State	-	-	-	-	-DNP-	-	-	-	-	-
	vs. Louisville	-	-	-	-	-DNP-	-	-	-	-	-
	Akron	-	-	-	-	-DNP-	-	-	-	-	-
	at Maryland	-	-	-	-	-DNP-	-	-	-	-	-
	at Michigan	-	-	-	-	-DNP-	-	-	-	-	-
	Rutgers	-	-	-	-	-DNP-	-	-	-	-	-
	at Penn State	-	-	-	-	-DNP-	-	-	-	-	-
	Wisconsin	-	-	-	-	-DNP-	-	-	-	-	-
	at Illinois	-	-	-	-	-DNP-	-	-	-	-	-
	Michigan State	-	-	-	-	-	-	-	-	-	-
	Totals	-	-	-	-	-	-	-	-	-	-

2022	Opponent	Solo	Ast	Total	TFL	Sacks	FF	FR-Yds	Int-Yds	QBH	PBU
	Illinois	-	-	-	-	-DNP-	-	-	-	-	-
	Idaho	-	-	-	-	-DNP-	-	-	-	-	-
	Western Ky.	-	-	-	-	-DNP-	-	-	-	-	-
	at Cincinnati	-	-	-	-	-DNP-	-	-	-	-	-
	at Nebraska	-	-	-	-	-DNP-	-	-	-	-	-
	Michigan	-	-	-	-	-DNP-	-	-	-	-	-
	Maryland	-	-	-	-	-DNP-	-	-	-	-	-
	at Rutgers	-	-	-	-	-DNP-	-	-	-	-	-
	Penn State	1	-	1	-	-	-	-	-	-	-
	at Ohio State	1	-	1	-	-	-	-	-	-	-
	at Michigan State	-	-	-	-	-DNP-	-	-	-	-	-
	Purdue	-	-	-	-	-DNP-	-	-	-	-	-
	Totals	1	2	3	-	-	-	-	-	-	-



CAMDEN JORDAN

WR || 6-0 || 185 || R-SOPHOMORE

CARMEL, INDIANA

89

CAREER NOTES & RECORDS

Originally signed to play baseball at Louisville, before transferring to San Jacinto College to play baseball in spring 2022 ... joined Indiana as a walk-on in 2022 ... made first career appearance against No. 3/4 Ohio State (9/2/23) in 2023 season opener.

2023 SEASON

Season: Appeared in five games ... made first career appearance against No. 3/4 Ohio State (9/2) ... one of 14 Hoosiers to make collegiate debut in 2023.

Ohio State (9/2): Played on special teams in his first Indiana appearance.



CAREER NOTES & RECORDS

Voted a team captain prior to 2023 season ... appeared in 38 career games with 36 starts ... 26 starts are at left guard ... redshirted his initial year on campus ... named IU's Offensive Newcomer of the Year in 2020 ... selected to the All-USA Pennsylvania team and Pittsburgh Post-Gazette WPIAL Player of the Year as a senior ... led the team to the 2017 state championship.

2023 SEASON

Season: Started all 11 games at left guard.

Indiana State (9/8): Started at left guard and helped the offense produce 558 total yards of offense and five rushing touchdowns ... the most rushing scores by an Indiana offense since 2016 and the most of the Tom Allen era. **Louisville (9/16):** Helped protect the offense to 357 yards of total offense ... held strong for Tayven Jackson's 299 passing yards and passing touchdown ... paved the way for the team's 97-yard scoring drive in the third quarter, the longest by an Indiana team since a 98-yard drive in 2019 against Rutgers (Oct. 12). **at Penn State (10/28):** Guided the offense to 349 yards of total offense ... allowed Brendan Sorsby to throw for 269 yards and three touchdown passes ... two of Sorsby's touchdowns went for 60-plus yards, the first game since at least 1996 that Indiana recorded two 60-plus yard offensive touchdowns ... two 60-plus yard offensive touchdowns in the game mark the first time since 2014 an Indiana offense produced multiple scores in a game ... Sorsby's pass 90-yard touchdown pass from DeQuee Carter is tied for the third longest passing play in IU history. **at Illinois (11/11):** Helped protect the offense to 451 yards of total offense ... enabled Brendan Sorsby to post a 22-for-31 passing day with 289 yards and three touchdowns and two rushing touchdowns ... the team's 45 points were the most scored in a Big Ten game since Indiana put up 54 points at Purdue in 2015. **Michigan State (11/18):** Protected the offense to 402 yards of total offense and three touchdowns.



CAREER NOTES & RECORDS

Started career at UMass ... missed entire 2019 season due to injury ... started four games at right guard during the pandemic shortened season ... started all 12 games in 2021 ... seven games at left tackle and five games at right tackle ... appeared in 11 games with eight starts in 2022 ... all eight starts came at left tackle.

2023 SEASON

Season: Appeared in four games with one start ... made his first start for Indiana against Louisville (9/16) ... made first appearance as a Hoosier against Indiana State (9/8) ... one of 21 transfer student-athletes to make Indiana debut in 2023.

Indiana State (9/8): Made IU debut ... helped the offense produce 558 total yards of offense and five rushing touchdowns ... the most rushing scores by an Indiana offense since 2016 and the most of the Tom Allen era. **Louisville (9/16):** Made first start as a Hoosier ... left in the first half due to injury.



2023 SEASON

Season: Appeared in three games ... made collegiate debut versus Indiana State (9/8) ... one of 14 Hoosiers to make their collegiate debut ... one of seven true freshmen to make their Indiana debut this season.

Indiana State (9/8): Made collegiate debut on offense in the fourth quarter. **at Maryland (9/30):** Completed first collegiate pass attempt for eight yards on a fake punt.

LOWRY'S CAREER STATS - PASSING

	GP/GS	Comp	Att	TD	INT	Yds	YPG	Long	High
2023	3/-	1	1	-	-	8	2.7	8-UMD	8-UMD
Totals	3/-	1	1	-	-	8	2.7	8-UMD	8-UMD

LOWRY'S GAME-BY-GAME - PASSING

2023

Opponent	Comp	Att	TD	INT	Pct.	Yds	Lg
Ohio State	-	-	-	-DNP-	-	-	-
Indiana State	-	-	-	-	-	-	-
vs. Louisville	-	-	-	-DNP-	-	-	-
Akron	-	-	-	-DNP-	-	-	-
at Maryland	1	1	-	-	1.000	8	8
at Michigan	-	-	-	-DNP-	-	-	-
Rutgers	-	-	-	-DNP-	-	-	-
at Penn State	-	-	-	-DNP-	-	-	-
Wisconsin	-	-	-	-DNP-	-	-	-
at Illinois	-	-	-	-DNP-	-	-	-
Michigan State	-	-	-	-	-	-	-
Totals	1	1	-	-	1.000	8	8



CAREER NOTES & RECORDS

2022 Awards: Tabbed first-team All-America kick returner in 2022 by CBS Sports, Pro Football Focus, Walter Camp and USA Today ... garnered second-team All-America kick returner from the American Football Coaches Association ... named honorable mention All-America kick returner by Phil Steele ... selected Freshman All-America kick returner by The Athletic, Football Writers Association of America and Pro Football Focus ... tabbed 2022 Big Ten Rodgers-Dwight Return Specialist of the Year ... first Hoosier to earn the award (began in 2015) ... earned first-team All-Big Ten (return specialist) from the conference coaches and media panels ... tabbed All-Big Ten by the Associated Press (all-purpose), Phil Steele (kick returner) and PFF (kick returner) ... made first career start against No. 3/4 Ohio State (9/2/23) in 2023 season opener.

2023 SEASON

Season: Appeared in all 11 games with seven starts ... made first career start vs. No. 3/4 Ohio State (9/2) ... seen time at running back, slot receiver, punt returner and kick off returner ... one of 18 Hoosiers to make first career start.

Ohio State (9/2): Made first career start ... had 11 rushes for 24 yards ... returned three kickoffs for 38 yards ... fielded first two career punt and combined for 51 yards ... long punt return went for 29 yards. **Indiana State (9/8):** Had first multi-touchdown game of his career ... had 88 rushing yards and two rushing touchdowns ... first Indiana running back to score two rushing touchdowns in a game since Shaun Shivers at Michigan State in 2022 ... posted four receptions for 39 yards. **Louisville (9/16):** Rushed eight times for 29 yards ... had 10 receptions for 98 yards and a touchdown ... first 10-reception game by a Hoosier running back since Stephen Houston had 12 catches (95 yards) at Purdue in 2012. **Akron (9/23):** Ran 13 times for 43 yards ... had two kickoff returns for 37 yards. **at Maryland (9/30):** Posted seven rushes for 28 yards ... had four catches for two receiving yards ... two kickoff returns for 79 yards ... long of 56 yards. **at Michigan (10/14):** Had five receptions for 56 yards ... made 44-yard touchdown reception on a wide receiver pass from Donaven McCulley in the first quarter ... had six rushes for six yards ... had two kickoff returns for 32 yards. **Rutgers (10/21):** Charted four carries for 29 yards ... made five receptions for 16 yards. **Wisconsin (11/4):** Tallied seven rushes for 15 yards ... made three catches for 13 yards ... returned three kickoffs for 64 yards. **at Illinois (11/11):** Rushed two times for eight yards ... caught one pass for 10 yards ... returned four kicks for 108 yards. **Michigan State (11/18):** Returned one kickoff for 26 yards.

J. LUCAS' CAREER STATS - RUSHING

	GP/GS	Car	Yds	YPC	YPG	TD	Long	High
2022	11/-	49	271	5.5	24.6	2	71-PUR	100-PUR
2023	11/7	69	263	3.8	21.5	2	25-ISU	88-ISU
Totals	22/7	118	536	4.5	24.4	4	71-PUR	100-PUR

J. LUCAS' CAREER STATS - RECEIVING

	GP/GS	Rec	Yds	YPC	YPG	TD	Long	High
2022	11/-	16	82	5.1	7.5	-	25-RUT	39-RUT
2023	11/7	33	235	7.1	21.4	1	44-MICH	56-MICH
Totals	22/7	49	317	6.5	14.4	1	44-MICH	56-MICH

J. LUCAS' CAREER STATS - KICK RETURNING

	GP/GS	Ret	Yds	YPR	YPG	TD	Long	High
2022	11/-	21	591	28.1	53.7	2	93-RUT	168-MSU
2023	11/7	18	411	22.8	37.4	-	56-UMD	108-ILL
Totals	22/7	39	1,002	25.7	45.5	2	93-RUT	168-MSU

J. LUCAS' CAREER STATS - PUNT RETURNING

	GP/GS	Ret	Yds	YPR	YPG	TD	Long	High
2022	11/-	-	-	-	-	-	-	-
2023	11/7	9	14	1.6	1.3	-	29-OSU	51-OSU
Totals	22/7	9	14	1.6	0.6	-	29-OSU	51-OSU

J. LUCAS' CAREER GAME-BY-GAME

2023					Rushing				Receiving				Kick Returns			
Opponent	No.	Yds	TD	Lg	No.	Yds	TD	Lg	No.	Yds	TD	Lg	No.	Yds	TD	Lg
Ohio State	11	24	-	4	1	1	-	1	3	38	-	16				
Indiana State	10	88	2	25	4	39	-	24	1	27	-	27				
vs. Louisville	8	29	-	11	10	98	1	30	-	-	-	-				
Akron	13	43	-	14	-	-	-	-	2	37	-	34				
at Maryland	7	28	-	9	4	2	-	8	2	79	-	56				
at Michigan	6	6	-	4	5	56	1	44	2	32	-	18				
Rutgers	4	29	-	15	5	16	-	8	-	-	-	-				
at Penn State	1	(-5)	-	-	-	-	-	-	-	-	-	-				
Wisconsin	7	15	-	9	3	13	-	10	3	64	-	33				
at Illinois	2	8	-	8	1	10	-	10	4	108	-	38				
Michigan State	-	-	-	-	-	-	-	-	1	26	-	26				
Totals	69	263	2	25	33	235	1	44	18	411	-	56				
2023					Punt Returns											
Opponent	No.	Yds	TD	Lg												
Ohio State	2	51	-	29												
Indiana State	2	(-17)	-	-												
vs. Louisville	-	-	-	-												
Akron	1	-	-	-												
at Maryland	2	(-8)	-	-												
at Michigan	-	-	-	-												
Rutgers	1	(-3)	-	-												
at Penn State	1	(-9)	-	-												
Wisconsin	-	-	-	-												
at Illinois	-	-	-	-												
Michigan State	-	-	-	-												
Totals	9	14	-	29												
2022					Rushing				Receiving				Kick Returns			
Opponent	No.	Yds	TD	Lg	No.	Yds	TD	Lg	No.	Yds	TD	Lg	No.	Yds	TD	Lg
Illinois					-DNP-											
Idaho	4	16	-	5	-	-	-	-	1	38	-	38				
Western Ky.	-	-	-	-	1	7	-	7	1	20	-	20				
at Cincinnati	-	-	-	-	1	1	-	1	1	12	-	12				
at Nebraska	3	39	-	34	-	-	-	-	1	21	-	21				
Michigan	4	45	-	39	3	20	-	7	1	20	-	20				
Maryland	7	(-4)	-	3	1	9	-	9	1	43	-	43				
at Rutgers	6	27	-	8	3	39	-	25	3	124	1	93				
Penn State	7	7	1	4	1	1	-	1	2	32	-	22				
at Ohio State	6	17	-	10	1	6	-	6	4	82	-	24				
at Michigan State	3	24	-	18	-	-	-	-	4	168	1	88				
Purdue	9	100	1	71	5	(-1)	-	4	2	31	-	23				
Totals	49	271	2	71	16	82	-	25	21	591	2	93				



PATRICK LUCAS JR.
OL || 6-3 || 315 || R-SENIOR
PRATTVILLE, ALABAMA

51

CAREER NOTES & RECORDS

Appeared in 11 games in two seasons at Ole Miss (2019-20) ... appeared in all 23 games in time at Indiana.

2023 SEASON

Season: Appeared in all 11 games with one start ... seen time in the defensive line rotation.

Louisville (9/16): Made two tackles. **at Maryland (9/30):** Notched three stops. **at Michigan (10/14):** Registered two tackles ... combined with Joshua Rudolph for tackle for loss in the fourth quarter. **Rutgers (10/21):** Registered three solo stops. **at Penn State (10/28):** Had two tackles. **at Illinois (11/11):** Made one stop. **Michigan State (11/18):** Had one solo tackle.

P. LUCAS' CAREER STATS (* - at Ole Miss)

	GP/GS	Solo	Ast	Ttl	TFL	Sacks	FF	FR-Yds	Int-Yds	QBH	PBU
2019*	4/-	-	3	3	-	-	-	-	-	-	-
2020*	7/-	2	1	3	-	-	-	-	-	-	-
2021*	-	-	-	-	-	-DNP-	-	-	-	-	-
2022	12/1	8	9	17	0.5-1	-	-	-	-	-	-
2023	11/1	8	6	14	0.5-1	-	-	-	-	-	-
IU	23/2	16	15	31	1.0-2	-	-	-	-	-	-
Totals	34/2	18	19	37	1.0-2	-	-	-	-	-	-

P. LUCAS' CAREER GAME-BY-GAME (* - at Ole Miss)

2023										
Opponent	Solo	Ast	Total	TFL	Sacks	FF	FR-Yds	Int-Yds	QBH	PBU
Ohio State	-	-	-	-	-	-	-	-	-	-
Indiana State	-	-	-	-	-	-	-	-	-	-
vs. Louisville	1	1	2	-	-	-	-	-	-	-
Akron	-	-	-	-	-	-	-	-	-	-
at Maryland	2	1	3	-	-	-	-	-	-	-
at Michigan	-	2	2	0.5-1	-	-	-	-	-	-
Rutgers	3	-	3	-	-	-	-	-	-	-
at Penn State	1	1	2	-	-	-	-	-	-	-
Wisconsin	-	-	-	-	-	-	-	-	-	-
at Illinois	-	1	1	-	-	-	-	-	-	-
Michigan State	1	-	1	-	-	-	-	-	-	-
Totals	8	6	14	0.5-1	-	-	-	-	-	-
2022										
Opponent	Solo	Ast	Total	TFL	Sacks	FF	FR-Yds	Int-Yds	QBH	PBU
Illinois	1	1	2	-	-	-	-	-	-	-
Idaho	1	-	1	-	-	-	-	-	-	-
Western Ky.	-	-	-	-	-	-	-	-	-	-
at Cincinnati	-	-	-	-	-	-	-	-	-	-
at Nebraska	1	-	1	-	-	-	-	-	-	-
Michigan	2	-	2	-	-	-	-	-	-	-
Maryland	2	-	2	-	-	-	-	-	-	-
at Rutgers	1	1	2	0.5-1	-	-	-	-	-	-
Penn State	-	-	-	-	-	-	-	-	-	-
at Ohio State	-	-	-	-	-	-	-	-	-	-
at Michigan State	-	7	7	-	-	-	-	-	-	-
Purdue	-	-	-	-	-	-	-	-	-	-
Totals	8	9	17	0.5-1	-	-	-	-	-	-
2020*										
Opponent	Solo	Ast	Total	TFL	Sacks	FF	FR-Yds	Int-Yds	QBH	PBU
Florida	1	-	1	-	-	-	-	-	-	-
at Kentucky	-	-	-	-	-	-	-	-	-	-
at Alabama	-	-	-	-	-	-	-	-	-	-
at Arkansas	-	-	-	-	-	-	-	-	-	-
Auburn	-	-	-	-	-DNP-	-	-	-	-	-
at Vanderbilt	1	1	2	-	-	-	-	-	-	-
South Carolina	-	-	-	-	-	-	-	-	-	-
Mississippi State	-	-	-	-	-DNP-	-	-	-	-	-
at LSU	-	-	-	-	-	-	-	-	-	-
Indiana	-	-	-	-	-DNP-	-	-	-	-	-
Totals	2	1	3	-	-	-	-	-	-	-
2019*										
Opponent	Solo	Ast	Total	TFL	Sacks	FF	FR-Yds	Int-Yds	QBH	PBU
at Memphis	-	-	-	-	-DNP-	-	-	-	-	-
Arkansas	-	-	-	-	-	-	-	-	-	-
Southeastern La.	-	-	-	-	-	-	-	-	-	-
Cal	-	3	3	-	-	-	-	-	-	-
at Alabama	-	-	-	-	-	-	-	-	-	-
Vanderbilt	-	-	-	-	-DNP (injury)-	-	-	-	-	-
at Missouri	-	-	-	-	-DNP (injury)-	-	-	-	-	-
Texas A&M	-	-	-	-	-DNP (injury)-	-	-	-	-	-
at Auburn	-	-	-	-	-DNP (injury)-	-	-	-	-	-
New Mexico St.	-	-	-	-	-DNP (injury)-	-	-	-	-	-
LSU	-	-	-	-	-DNP (injury)-	-	-	-	-	-
at Mississippi St.	-	-	-	-	-DNP (injury)-	-	-	-	-	-
Totals	-	3	3	-	-	-	-	-	-	-



JACOB MANGUM-FARRAR

LB || 6-4 || 240 || R-SENIOR+
SUGAR LAND, TEXAS

7

CAREER NOTES & RECORDS

Appeared in 26 games with 11 starts over five seasons at Stanford (2018-22) ... redshirted in 2018 at Stanford ... transferred to Indiana in spring of 2023.

2023 SEASON

Season: Started all 11 games ... one of 21 transfer student-athletes to make Indiana debut in 2023.

Ohio State (9/2): Charted five tackles and two pass breakups in Indiana debut ... made first start as a Hoosier. **Indiana State (9/8):** Logged three tackles. **Louisville (9/16):** Made seven stops. **Akron (9/23):** Registered eight tackles ... had one tackle for loss in the third quarter. **at Maryland (9/30):** Posted one solo tackle. **at Michigan (10/14):** Notched five tackles and one pass breakup. **Rutgers (10/21):** Collected three solo stops. **at Penn State (10/28):** Totaled four tackles ... had one tackle for loss. **Wisconsin (11/4):** Tallied five tackles and one pass breakup. **at Illinois (11/11):** Charted nine tackles ... brought Isaiah Williams down for a 1-yard loss in the first quarter. **Michigan State (11/18):** Posted seven tackles ... brought Nate Carter down for a 1-yard loss in the third quarter.

MANGUM-FARRAR'S CAREER STATS (* at Stanford)

	GP/GS	Solo	Ast	Ttl	TFL	Sacks	FF	FR-Yds	Int-Yds	QBH	PBU
2018*	4/-	-	-	-	-	-	-	-	-	-	-
2019*	2/-	-	2	2	-	-	-	-	-	-	-
2020*						- DNP -					
2021*	11/4	19	22	41	3.0-6	1.0-3	-	-	-	-	1
2022*	9/7	20	24	44	1.5-2	-	1	-	-	-	2
2023	11/11	29	28	57	4.0-5	-	-	-	-	3	4
IU	11/11	29	28	57	4.0-5	-	-	-	-	3	4
Totals	37/22	68	76	144	8.5-13	1.0-3	1	-	-	3	7

MANGUM-FARRAR'S CAREER GAME-BY-GAME (* at Stanford)

2023	Opponent	Solo	Ast	Total	TFL	Sacks	FF	FR-Yds	Int-Yds	QBH	PBU
	Ohio State	3	2	5	-	-	-	-	-	-	2
	Indiana State	1	2	3	-	-	-	-	-	1	-
	vs. Louisville	3	4	7	-	-	-	-	-	-	-
	Akron	4	4	8	1.0-1	-	-	-	-	1	-
	at Maryland	1	-	1	-	-	-	-	-	-	-
	at Michigan	2	3	5	-	-	-	-	-	1	-
	Rutgers	3	-	3	-	-	-	-	-	-	-
	at Penn State	3	1	4	1.0-2	-	-	-	-	1	-
	Wisconsin	2	3	5	-	-	-	-	-	1	-
	at Illinois	3	6	9	1.0-1	-	-	-	-	-	-
	Michigan State	4	3	7	1.0-1	-	-	-	-	-	-
	Totals	29	28	57	4.0-5	-	-	-	-	3	4
2022*	Opponent	Solo	Ast	Total	TFL	Sacks	FF	FR-Yds	Int-Yds	QBH	PBU
	Colgate	1	4	5	-	-	1	-	-	-	1
	USC	4	2	6	-	-	-	-	-	1	1
	at Washington	4	1	5	-	-	-	-	-	-	-
	at Oregon	1	1	2	-	-	-	-	-	-	-
	Oregon St.	2	1	3	-	-	-	-	-	-	-
	at Notre Dame	2	8	10	0.5-1	-	-	-	-	-	1
	Arizona St.	3	3	6	-	-	-	-	-	-	-
	at UCLA	-	-	-	-	- DNP -	-	-	-	-	-
	Washington St.	-	-	-	-	- DNP -	-	-	-	-	-
	at Utah	-	-	-	-	- DNP -	-	-	-	-	-
	at California	1	-	1	1.0-1	-	-	-	-	-	-
	BYU	2	4	6	-	-	-	-	-	-	-
	Totals	20	24	44	1.5-2	-	1	-	-	1	2
2021*	Opponent	Solo	Ast	Total	TFL	Sacks	FF	FR-Yds	Int-Yds	QBH	PBU
	Kansas St.	-	-	-	-	- DNP -	-	-	-	-	-
	at USC	2	-	2	-	-	-	-	-	-	-
	at Vanderbilt	-	2	2	-	-	-	-	-	-	-
	UCLA	1	3	4	-	-	-	-	-	-	-
	Oregon	6	2	8	-	-	-	-	-	-	-
	at Arizona St.	1	-	1	1.0-3	1.0-3	-	-	-	-	-
	at Washington St.	-	-	-	-	-	-	-	-	-	-
	Washington	-	-	-	-	-	-	-	-	-	-
	Utah	4	3	7	1.0-1	-	-	-	-	-	-
	at Oregon St.	4	8	12	1.0-2	-	-	-	-	-	-
	California	1	2	3	-	-	-	-	-	-	-
	Notre Dame	-	2	2	-	-	-	-	-	-	1
	Totals	19	22	41	3.0-6	1.0-3	-	-	-	-	1

2019*

Opponent	Solo	Ast	Total	TFL	Sacks	FF	FR-Yds	Int-Yds	QBH	PBU
Northwestern	-	2	2	-	-	-	-	-	-	1
at USC	-	-	-	-	-	-	-	-	-	-
at UFC	-	-	-	-	- DNP -	-	-	-	-	-
Oregon	-	-	-	-	- DNP -	-	-	-	-	-
at Oregon St.	-	-	-	-	- DNP -	-	-	-	-	-
Washington	-	-	-	-	- DNP -	-	-	-	-	-
UCLA	-	-	-	-	- DNP -	-	-	-	-	-
Arizona	-	-	-	-	- DNP -	-	-	-	-	-
at Colorado	-	-	-	-	- DNP -	-	-	-	-	-
at Washington St.	-	-	-	-	- DNP -	-	-	-	-	-
California	-	-	-	-	- DNP -	-	-	-	-	-
Notre Dame	-	-	-	-	- DNP -	-	-	-	-	-
Totals	-	2	2	-	-	-	-	-	-	-

2018*

Opponent	Solo	Ast	Total	TFL	Sacks	FF	FR-Yds	Int-Yds	QBH	PBU
San Diego St.	-	-	-	-	- DNP -	-	-	-	-	-
USC	-	-	-	-	- DNP -	-	-	-	-	-
UC Davis	-	-	-	-	- DNP -	-	-	-	-	-
at Oregon	-	-	-	-	- DNP -	-	-	-	-	-
at Notre Dame	-	-	-	-	- DNP -	-	-	-	-	-
Utah	-	-	-	-	- DNP -	-	-	-	-	-
at Arizona St.	-	-	-	-	- DNP -	-	-	-	-	-
Washington St.	-	-	-	-	- DNP -	-	-	-	-	-
at Washington	-	-	-	-	- DNP -	-	-	-	-	-
Oregon State	-	-	-	-	-	-	-	-	-	-
at UCLA	-	-	-	-	-	-	-	-	-	-
at California	-	-	-	-	-	-	-	-	-	-
vs. Pittsburgh	-	-	-	-	-	-	-	-	-	-
Totals	-	-	-	-	-	-	-	-	-	-



DERIN MCCULLEY

WR || 6-0 || 170 || R-JUNIOR
INDIANAPOLIS, INDIANA

10

CAREER NOTES & RECORDS

Appeared in nine games over four seasons at Ball State (2019-22) ... redshirted in 2019 ... transferred to Indiana in the summer of 2023 ... moved from defensive back to wide receiver in 2022.

2023 SEASON

Season: Appeared in seven games ... made first appearance as a Hoosier at Maryland (9/30) ... one of 21 transfer student-athletes to make Indiana debut in 2023.

at Maryland (9/30): Logged special teams snaps in first appearance as a Hoosier.

De. McCULLEY'S CAREER STATS - RECEIVING (* at Ball State)

	GP/GS	Rec	Yds	YPR	YPG	TD	Long	High
2019*				-DNP-				
2020*	1/-	-	-	-	-	-	-	-
2021*	3/-	-	-	-	-	-	-	-
2022*	5/-	-	-	-	-	-	-	-
2023	7/-	-	-	-	-	-	-	-
Totals	15/-	-	-	-	-	-	-	-

NOTES: Notched two tackles in 2021 ... had three kick returns for 57 yards in 2022 ... long return of 23 yards.

**CAREER NOTES & RECORDS**

Moved from quarterback to wide receiver during spring practice in 2022 ... made first career start at quarterback on the road against Maryland (10/30/21) and accounted for a pair of touchdown passes ... third true freshman quarterback in Indiana history to start a game (**Tre Roberson**, 2011; **Zander Diamont**, 2014) and the sixth to see game action (**Tim Clifford**, 1977; **Nate Sudfeld**, 2012; **Michael Penix Jr.**, 2018).

2023 SEASON

Season: Appeared in all 11 games with ten starts ... first start at wide receiver came against Indiana State (9/8) ... had first 100-yard receiving game of his career at Illinois (11/11).

Ohio State (9/2): Made one catch for six yards. **Indiana State (9/8):** Made his first career start at receiver ... 58 receiving yards in a game on four receptions. **Louisville (9/16):** Had four catches for 39 yards. **Akron (9/23):** Hauled in three catches for 26 yards ... had two rushes for one yard. **at Maryland (9/30):** Logged six catches for 79 yards ... caught an 11-yard touchdown in the fourth quarter. **at Michigan (10/14):** Connected with Jaylin Lucas on a 44-yard touchdown pass in the first quarter ... caught four passes for 16 yards. **at Penn State (10/28):** Recorded four catches for 96 yards ... had a 69-yard touchdown reception in the second quarter. **Wisconsin (11/4):** Charted five receptions for 67 yards ... long reception of 32 yards ... caught a 7-yard touchdown pass with 41 seconds left in the second quarter. **at Illinois (11/11):** Tallied 11 catches for 137 yards with two touchdowns ... both touchdown receptions were 6-yard catches in the second quarter. **Michigan State (11/18):** Totalled three catches for 72 yards.

Do. McCULLEY'S CAREER STATS - RECEIVING

	GP/GS	Rec	Yds	YPR	YPG	TD	Long	High
2021	7/4	-	-	-	-	-	-	-
2022	12/-	16	169	10.6	14.1	1	48-WKU	53-WKU
2023	11/10	43	596	14.1	55.1	5	69-PSU	137-ILL
Totals	30/14	59	765	13.0	25.5	5	69-PSU	137-ILL

Do. McCULLEY'S CAREER STATS - RUSHING

	GP/GS	Car	Yds	YPC	YPG	TD	Long	High
2021	7/4	64	135	2.1	19.3	2	24-MICH	37-MICH
2022	12/-	4	5	1.3	0.5	1	4-IDA	4-IDA
2023	11/10	3	(-1)	-	-	-	1-AKR	1-AKR
Totals	30/14	71	140	2.0	4.7	3	24-MICH	37-MICH

Do. McCULLEY'S CAREER STATS - PASSING

	GP/GS	Comp	Att	TD	INT	Yds	YPG	Long	High
2021	7/4	35	82	2	2	475	67.9	52-UMD	242-UMD
2022	12/-	1	1	-	-	23	2.1	23-UMD	23-UMD
2023	11/10	1	1	1	-	44	4.0	44-MICH	44-MICH
Totals	30/14	37	84	3	2	542	18.1	52-UMD	242-UMD

Do. McCULLEY'S GAME-BY-GAME

2023	Rushing				Receiving			
Opponent	No.	Yds	TD	Lg	No.	Yds	TD	Lg
Ohio State	-	-	-	-	1	6	-	6
Indiana State	-	-	-	-	4	58	-	19
vs. Louisville	-	-	-	-	4	39	-	24
Akron	2	1	-	1	3	26	-	11
at Maryland	-	-	-	-	6	79	1	22
at Michigan	-	-	-	-	2	16	-	10
Rutgers	1	(-2)	-	-	-	-	-	-
at Penn State	-	-	-	-	4	96	1	69
Wisconsin	-	-	-	-	5	67	1	32
at Illinois	-	-	-	-	11	137	2	41
Michigan State	-	-	-	-	3	72	-	38
Totals	3	(-1)	-	1	43	596	5	69

NOTE: Went 1-for-1 passing for 44 yards and one touchdown at Michigan.

2022	Rushing				Receiving			
Opponent	No.	Yds	TD	Lg	No.	Yds	TD	Lg
Illinois	-	-	-	-	1	1	-	1
Idaho	1	4	1	4	1	15	-	15
Western Ky.	-	-	-	-	2	53	-	48
at Cincinnati	1	1	-	1	2	16	-	10
at Nebraska	1	-	-	-	-	-	-	-
Michigan	1	-	-	-	3	18	-	7
Maryland	-	-	-	-	3	9	-	6
at Rutgers	-	-	-	-	1	-	-	-
Penn State	-	-	-	-	2	15	-	10
at Ohio State	-	-	-	-	1	19	1	19
at Michigan State	-	-	-	-	-	-	-	-
Purdue	-	-	-	-	1	23	-	23
Totals	4	5	1	4	16	169	1	48

NOTE: Went 1-for-1 passing for 23 yards against Maryland.

**CAREER NOTES & RECORDS**

Appeared in 13 games in two seasons at Old Dominion (2020-21) ... redshirted in 2020 while at ODU ... spent one season at Independence Community College in 2022 before transferring to Indiana.

2023 SEASON

Season: Appeared in all 11 games ... made Indiana debut against Ohio State (9/2) ... one of 21 transfer student-athletes to make Indiana debut in 2023.

Ohio State (9/2): Logged snaps on special teams and defense in first appearance as a Hoosier. **at Penn State (10/28):** Posted one solo stop. **Michigan State (11/18):** Notched one tackle.

McDANIEL'S CAREER STATS (* - at Old Dominion)

	GP/GS	Solo	Ast	Ttl	TFL	Sacks	FF	FR-Yds	Int-Yds	QBH	PBU
2020*											
2021*	13/-	7	3	10	-	-	-	-	-	-	-
2022*											
2023	11/-	1	1	2	-	-	-	-	-	-	-
Totals	24/-	8	4	12	-	-	-	-	-	-	-

McDANIEL'S CAREER GAME-BY-GAME (* - at Old Dominion)

2023	Solo	Ast	Total	TFL	Sacks	FF	FR-Yds	Int-Yds	QBH	PBU
Opponent										
Ohio State	-	-	-	-	-	-	-	-	-	-
Indiana State	-	-	-	-	-	-	-	-	-	-
vs. Louisville	-	-	-	-	-	-	-	-	-	-
Akron	-	-	-	-	-	-	-	-	-	-
at Maryland	-	-	-	-	-	-	-	-	-	-
at Michigan	-	-	-	-	-	-	-	-	-	-
Rutgers	-	-	-	-	-	-	-	-	-	-
at Penn State	1	-	1	-	-	-	-	-	-	-
Wisconsin	-	-	-	-	-	-	-	-	-	-
at Illinois	-	-	-	-	-	-	-	-	-	-
Michigan State	-	1	1	-	-	-	-	-	-	-
Totals	1	1	2	-	-	-	-	-	-	-
2021*										
Opponent										
at Wake Forest	1	-	1	-	-	-	-	-	-	-
Hampton	1	-	1	-	-	-	-	-	-	-
at Liberty	-	1	1	-	-	-	-	-	-	-
Buffalo	2	-	2	-	-	-	-	-	-	-
at UTEP	1	-	1	-	-	-	-	-	-	-
at Marshall	-	-	-	-	-	-	-	-	-	-
Western Ky.	-	1	1	-	-	-	-	-	-	-
Louisiana Tech	1	-	1	-	-	-	-	-	-	-
at FIU	-	-	-	-	-	-	-	-	-	-
Florida Atlantic	-	1	1	-	-	-	-	-	-	-
at Middle Tenn.	-	-	-	-	-	-	-	-	-	-
Charlotte	2	-	2	-	-	-	-	-	-	-
vs. Tulsa	-	-	-	-	-	-	-	-	-	-
Totals	7	3	10	-	-	-	-	-	-	-



ANTHONY MILLER JR.

TE || 6-5 || 265 || FRESHMAN

DULTUH, GEORGIA

85

2023 SEASON

Season: Appeared in three games ... made collegiate debut at Maryland (9/30) ... one of 14 Hoosiers to make their collegiate debut ... one of seven true freshmen to make their Indiana debut this season.

at Maryland (9/30): Made collegiate debut on special teams.



JAXON MILLER

LS || 6-0 || 250 || R-FRESHMAN

INDIANAPOLIS, INDIANA

97

CAREER NOTES & RECORDS

Transferred from Army to Indiana ... joined Indiana in summer 2023.

2023 SEASON

Season: Appeared in two games ... made collegiate debut versus Indiana State (9/8) ... one of 14 Hoosiers to make collegiate debut ... one of 21 transfer-student-athletes to make their Indiana debut in 2023.

Indiana State (9/8): Appeared on kickoff coverage in collegiate debut.



KOBEE MINOR

DB || 6-0 || 185 || R-JUNIOR

DALLAS, TEXAS

5

CAREER NOTES & RECORDS

Appeared in 23 games over three seasons at Texas Tech (2020-22) ... redshirted 2020 season at TTU ... transferred to Indiana in the spring of 2023.

2023 SEASON

Season: Appeared in ten games with eight starts ... first career start came against Louisville (9/16) ... made Hoosier debut against No. 3/4 Ohio State (9/2) ... one of 21 transfer student-athletes to make Indiana debut in 2023 ... one of 18 Hoosiers to make first career start.

Ohio State (9/2): Logged six tackles in Indiana debut ... added one pass breakup. **Louisville (9/16):** Had two stops in first career start. **Akron (9/23):** Charted three tackles ... added one pass breakup. **at Maryland (9/30):** Notched two solo tackles ... had one pass breakup. **at Michigan (10/14):** Made two solo stops. **Rutgers (10/21):** Registered one tackle. **at Penn State (10/28):** Tallied one tackle. **at Illinois (11/11):** Posted five tackles and one pass breakup. **Michigan State (11/18):** Posted four tackles.

K. MINOR'S CAREER STATS (* at Texas Tech)

	GP/GS	Solo	Ast	Ttl	TFL	Sacks	FF	FR-Yds	Int-Yds	QBH	PBU
2020*	1/-	-	-	-	-	-	-	-	-	-	-
2021*	10/-	1	-	1	-	-	-	-	-	-	-
2022*	12/-	9	3	12	-	-	-	-	-	-	2
2023	10/8	18	8	24	-	-	-	-	-	-	4
IU	10/8	18	8	26	-	-	-	-	-	-	6
Totals	33/8	28	11	39	-	-	-	-	-	-	6

K. MINOR'S CAREER GAME-BY-GAME (* at Texas Tech)

2023	Opponent	Solo	Ast	Total	TFL	Sacks	FF	FR-Yds	Int-Yds	QBH	PBU
	Ohio State	4	2	6	-	-	-	-	-	-	1
	Indiana State	-	-	-	-DNP (Injury)-	-	-	-	-	-	-
	vs. Louisville	1	1	2	-	-	-	-	-	-	-
	Akron	2	1	3	-	-	-	-	-	-	1
	at Maryland	2	-	2	-	-	-	-	-	-	1
	at Michigan	2	-	2	-	-	-	-	-	-	-
	Rutgers	1	-	1	-	-	-	-	-	-	-
	at Penn State	1	-	1	-	-	-	-	-	-	-
	Wisconsin	-	-	-	-	-	-	-	-	-	-
	at Illinois	3	2	5	-	-	-	-	-	-	1
	Michigan State	2	2	4	-	-	-	-	-	-	-
	Totals	18	8	26	-	-	-	-	-	-	4

2022*

Opponent	Solo	Ast	Total	TFL	Sacks	FF	FR-Yds	Int-Yds	QBH	PBU
Murray St.	3	-	3	-	-	-	-	-	-	1
Houston	-	1	1	-	-	-	-	-	-	-
at NC State	2	-	2	-	-	-	-	-	-	-
Texas	-	-	-	-	-	-	-	-	-	-
at Kansas State	-	-	-	-	-	-	-	-	-	-
at Oklahoma St.	-	-	-	-	-	-	-	-	-	-
West Virginia	1	-	1	-	-	-	-	-	-	-
Baylor	-	-	-	-	-	-	-	-	-	-
at TCU	-	1	1	-	-	-	-	-	-	-
Kansas	-	-	-	-	-	-	-	1-11	-	-
at Iowa State	5	1	6	-	-	-	-	-	-	-
Oklahoma	-	-	-	-	-	-	-	-	3	1
vs. Ole Miss	-	-	-	-	-DNP-	-	-	-	-	-
Totals	9	3	12	-	-	-	-	-	-	2

2021*

Opponent	Solo	Ast	Total	TFL	Sacks	FF	FR-Yds	Int-Yds	QBH	PBU
at Houston	-	-	-	-	-	-	-	-	-	-
Stephen F. Austin	-	-	-	-	-DNP-	-	-	-	-	-
FIU	-	-	-	-	-	-	-	-	-	-
at Texas	-	-	-	-	-DNP-	-	-	-	-	-
at West Virginia	-	-	-	-	-DNP-	-	-	-	-	-
TCU	-	-	-	-	-	-	-	-	-	-
at Kansas	1	-	1	-	-	-	-	-	-	-
Kansas State	-	-	-	-	-	-	-	-	-	-
at Oklahoma	-	-	-	-	-	-	-	-	-	-
Iowa St.	-	-	-	-	-	-	-	-	-	-
Oklahoma St.	-	-	-	-	-	-	-	-	-	-
at Baylor	-	-	-	-	-	-	-	-	-	-
vs. Mississippi St.	-	-	-	-	-	-	-	-	-	-
Total	1	-	1	-	-	-	-	-	-	-



JAMES MONDS III

DB || 5-11 || 180 || R-FRESHMAN

FORT PIERCE, FLORIDA

2

CAREER NOTES & RECORDS

Redshirted in 2022 season with two games played ... made collegiate debut against Michigan (10/8/22).

2023 SEASON

Season: Appeared in ten games.

Indiana State (9/8): Had two total tackles ... logged his first career tackle, an assisted tackle with Myles Jackson in the fourth quarter. **Akron (9/23):** Logged one tackle. **at Illinois (11/11):** Made one stop.

MONDS III's CAREER STATS

	GP/GS	Solo	Ast	Ttl	TFL	Sacks	FF	FR-Yds	Int-Yds	QBH	PBU
2022	2/-	-	-	-	-	-	-	-	-	-	-
2023	10/-	1	3	4	-	-	-	-	-	-	-
Totals	12/-	1	3	4	-	-	-	-	-	-	-

MONDS III's CAREER GAME-BY-GAME

2023	Opponent	Solo	Ast	Total	TFL	Sacks	FF	FR-Yds	Int-Yds	QBH	PBU
	Ohio State	-	-	-	-	-	-	-	-	-	-
	Indiana State	-	2	2	-	-	-	-	-	-	-
	vs. Louisville	-	-	-	-	-	-	-	-	-	-
	Akron	1	-	1	-	-	-	-	-	-	-
	at Maryland	-	-	-	-	-	-	-	-	-	-
	at Michigan	-	-	-	-	-	-	-	-	-	-
	Rutgers	-	-	-	-	-	-	-	-	-	-
	at Penn State	-	-	-	-	-	-	-	-	-	-
	Wisconsin	-	-	-	-	-	-	-	-	-	-
	at Illinois	-	1	1	-	-	-	-	-	-	-
	Michigan State	-	-	-	-	-DNP-	-	-	-	-	-
	Totals	1	3	4	-	-	-	-	-	-	-



LOUIS MOORE

DB || 6-1 || 190 || SENIOR
MESQUITE, TEXAS

20

CAREER NOTES & RECORDS

Transferred to Indiana for 2022 season from Navarro College ... appeared in all 12 games in 2022 ... made first collegiate start against Ohio State (9/2/23) in season opener.

2023 SEASON

Season: Appeared in all 11 games with nine starts ... made first career start against No. 3/4 Ohio State (9/2) ... one of 18 Hoosiers to make first career start.

Ohio State (9/2): Made six stops - all solo - in first career start ... added first career pass break up. **Indiana State (9/8):** Totaled four tackles. **Louisville (9/16):** Had nine tackles. **Akron (9/23):** Posted six stops ... had two interceptions ... made first career interception in the second quarter ... second interception was in the third quarter and returned it for 22 yards ... first career touchdown. **at Maryland (9/30):** Logged one solo tackle. **at Michigan (10/14):** Charted seven solo stops. **Rutgers (10/21):** Registered six tackles. **at Penn State (10/28):** Collected first career double-digit tackle game with ten tackles and forced one fumble in the first quarter. **Wisconsin (11/4):** Totaled six stops ... forced fumble in the fourth quarter that was recovered by Josh Sanguinetti on the last play of the game to seal the win. **at Illinois (11/11):** Charted ten tackles ... intercepted John Paddock in the second quarter which led to a touchdown drive ... forced a fumble in the fourth quarter. **Michigan State (11/18):** Registered 12 tackles for his second career double-digit tackle game.

MOORE'S CAREER STATS

	GP/GS	Solo	Ast	Ttl	TFL	Sacks	FF	FR-Yds	Int-Yds	QBH	PBU
2022	12/-	5	4	9	1.0-5	1.0-5	1	-	-	-	-
2023	11/9	54	23	77	-	-	3	-	3-49	-	1
Totals	23/9	59	27	86	1.0-5	1.0-5	4	-	3-49	-	1

MOORE'S CAREER GAME-BY-GAME

2023

Opponent	Solo	Ast	Total	TFL	Sacks	FF	FR-Yds	Int-Yds	QBH	PBU
Ohio State	6	-	6	-	-	-	-	-	-	1
Indiana State	1	3	4	-	-	-	-	-	-	-
vs. Louisville	7	2	9	-	-	-	-	-	-	-
Akron	4	2	6	-	-	-	-	2-49	-	-
at Maryland	1	-	1	-	-	-	-	-	-	-
at Michigan	7	-	7	-	-	-	-	-	-	-
Rutgers	5	1	6	-	-	-	-	-	-	-
at Penn State	7	3	10	-	-	1	-	-	-	-
Wisconsin	2	4	6	-	-	1	-	-	-	-
at Illinois	6	4	10	-	-	1	-	1-0	-	-
Michigan State	8	4	12	-	-	-	-	-	-	-
Totals	54	23	77	-	-	3	-	3-49	-	1

2022

Opponent	Solo	Ast	Total	TFL	Sacks	FF	FR-Yds	Int-Yds	QBH	PBU
Illinois	-	-	-	-	-	-	-	-	-	-
Idaho	-	1	1	-	-	-	-	-	-	-
Western Ky.	-	-	-	-	-	-	-	-	-	-
at Cincinnati	-	-	-	-	-	-	-	-	-	-
at Nebraska	1	1	2	1.0-5	1.0-5	1	-	-	-	-
Michigan	3	1	4	-	-	-	-	-	-	-
Maryland	1	-	1	-	-	-	-	-	-	-
at Rutgers	-	-	-	-	-	-	-	-	-	-
Penn State	-	-	-	-	-	-	-	-	-	-
at Ohio State	-	-	-	-	-	-	-	-	-	-
at Michigan State	-	-	-	-	-	-	-	-	-	-
Purdue	-	1	1	-	-	-	-	-	-	-
Totals	5	4	9	1.0-5	1.0-5	1	-	-	-	-



KAMRYN PERRY

WR || 5-9 || 165 || R-FRESHMAN
ATLANTA, GEORGIA

13

CAREER NOTES & RECORDS

Redshirted in 2022 with lone appearance against Penn State (11/5/22).

2023 SEASON

Season: Appeared in nine games.

at Maryland (9/30): Made first career reception in the fourth quarter ... totaled three catches for 22 yards.

PERRY'S CAREER STATS - RECEIVING

	GP/GS	Rec	Yds	YPR	YPG	TD	Long	High
2022	1/-	-	-	-	-	-	-	-
2023	9/-	3	22	7.3	2.4	-	9-UMD	22-UMD
Totals	10/-	3	22	7.3	2.2	-	9-UMD	22-UMD

PERRY'S CAREER STATS - RUSHING

	GP/GS	Car	Yds	YPC	YPG	TD	Long	High
2022	1/-	-	-	-	-	-	-	-
2023	9/-	2	(-6)	-	-	-	-	-
Totals	10/-	2	(-6)	-	-	-	-	-

PERRY'S CAREER GAME-BY-GAME

2023	Opponent	Rushing				Receiving			
		No.	Yds	TD	Lg	No.	Yds	TD	Lg
	Ohio State	-	-	-	-	-	-	-	-
	Indiana State	-	-	-	-	-	-	-	-
	vs. Louisville	1	(-4)	-	-	-	-	-	-
	Akron	-	-	-	-	-	-	-	-
	at Maryland	1	(-2)	-	-	3	22	-	9
	at Michigan	-	-	-	-	-	-	-	-
	Rutgers	-	-	-	-	-	-	-	-
	at Penn State	-	-	-	-	-DNP-	-	-	-
	Wisconsin	-	-	-	-	-	-	-	-
	at Illinois	-	-	-	-	-	-	-	-
	Michigan State	-	-	-	-	-DNP-	-	-	-
Totals		2	(-6)	-	-	3	22	-	9



NOAH PIERRE

DB || 5-11 || 180 || R-SENIOR+
MIAMI, FLORIDA

0

CAREER NOTES & RECORDS

Voted as a team captain prior to 2023 season ... redshirted in 2018 season ... had career-best 39 tackles with 4.0 tackles for loss and 3.0 sacks in 2022.

2023 SEASON

Season: Appeared in seven games with five starts.

Ohio State (9/2): Combined on a tackle for loss with Josh Sanguinetti in the first quarter. **Louisville (9/16):** Posted six tackles and one pass breakup. **Akron (9/23):** Made seven tackles including solo sack in the first quarter. **at Maryland (9/30):** Was the team's leading tackler for the game with seven stops ... had one pass breakup. **at Michigan (10/14):** Charted one solo tackle. **Rutgers (10/21):** Made the start but left in the first quarter due to injury (hip).

PIERRE'S CAREER STATS

	GP/GS	Solo	Ast	Ttl	TFL	Sacks	FF	FR-Yds	Int-Yds	QBH	PBU
2018	1/-	-	-	-	-	-	-	-	-	-	-
2019	10/-	3	3	6	0.5-2	-	-	-	-	-	-
2020	8/-	1	-	1	-	-	-	-	-	-	-
2021	12/6	29	6	35	2.0-5	-	-	-	1-0	1	4
2022	12/7	25	14	39	4.0-38	3.0-31	3	1-8	-	1	3
2023	7/5	16	6	22	1.5-2	1.0-1	-	-	-	-	2
Totals	50/18	74	28	102	8.0-47	4.0-32	3	1-8	1-0	2	9

NOTE: Owns one career blocked punt (Idaho; 2021), which is credited as a 20-yard punt return.

PIERRE'S CAREER GAME-BY-GAME

2023

Opponent	Solo	Ast	Total	TFL	Sacks	FF	FR-Yds	Int-Yds	QBH	PBU
Ohio State	-	1	1	0.5-1	-	-	-	-	-	-
Indiana State	-	-	-	-	-	-	-	-	-	-
vs. Louisville	4	2	6	-	-	-	-	-	-	1
Akron	5	2	7	1.0-1	1.0-1	-	-	-	-	-
at Maryland	6	1	7	-	-	-	-	-	-	1
at Michigan	1	-	1	-	-	-	-	-	-	-
Rutgers	-	-	-	-	-	-	-	-	-	-
at Penn State	-	-	-	-	-	-	-	-	-	-
Wisconsin	-	-	-	-	-	-	-	-	-	-
at Illinois	-	-	-	-	-	-	-	-	-	-
Michigan State	-	-	-	-	-	-	-	-	-	-
Totals	16	6	22	1.5-2	1.0-1	-	-	-	-	2

2022

Opponent	Solo	Ast	Total	TFL	Sacks	FF	FR-Yds	Int-Yds	QBH	PBU
Illinois	6	1	7	1.0-7	-	1	1-8	-	-	-
Idaho	-	1	1	-	-	-	-	-	-	-
Western Ky.	5	4	9	1.0-6	1.0-6	1	-	-	-	1
at Cincinnati	-	-	-	-	-	-	-	-	-	-
at Nebraska	3	1	4	2.0-25	2.0-25	-	-	-	1	-
Michigan	1	1	2	-	-	-	-	-	-	-
Maryland	1	1	2	-	-	-	-	-	-	-
at Rutgers	1	1	2	-	-	-	-	-	-	-
Penn State	3	-	3	-	-	-	-	-	-	-
at Ohio State	2	-	2	-	-	-	-	-	-	-
at Michigan State	1	3	4	-	-	1	-	-	-	1
Purdue	2	1	3	-	-	-	-	-	-	1
Totals	25	14	39	4.0-38	3.0-31	3	1-8	-	1	3

2021

Opponent	Solo	Ast	Total	TFL	Sacks	FF	FR-Yds	Int-Yds	QBH	PBU
at Iowa	1	-	1	-	-	-	-	-	-	-
Idaho	-	1	1	-	-	-	-	-	-	-
Cincinnati	-	-	-	-	-	-	-	-	-	-
at Western Ky.	1	-	1	-	-	-	-	-	-	-
at Penn State	1	1	2	-	-	-	-	-	-	-
Michigan State	8	1	9	1.0-2	-	-	-	1-0	-	1
Ohio State	7	-	7	-	-	-	-	-	-	-
at Maryland	3	1	4	1.0-3	-	-	-	-	-	1
at Michigan	3	2	5	-	-	-	-	-	1	1
Rutgers	3	-	3	-	-	-	-	-	-	1
Minnesota	2	-	2	-	-	-	-	-	-	-
at Purdue	-	-	-	-	-	-	-	-	-	-
Totals	29	6	35	2.0-5	-	-	-	1-0	1	4

2020

Opponent	Solo	Ast	Total	TFL-Yds	Sacks	FF	FR-Yds	Int-Yds	QBH	PBU
Penn State	-	-	-	-	-	-	-	-	-	-
at Rutgers	-	-	-	-	-	-	-	-	-	-
Michigan	1	-	1	-	-	-	-	-	-	-
at Michigan St.	-	-	-	-	-	-	-	-	-	-
at Ohio State	-	-	-	-	-	-	-	-	-	-
Maryland	-	-	-	-	-	-	-	-	-	-
at Wisconsin	-	-	-	-	-	-	-	-	-	-
vs. Ole Miss	-	-	-	-	-	-	-	-	-	-
Totals	1	-	1	-	-	-	-	-	-	-

2019

Opponent	Solo	Ast	Total	TFL-Yds	Sacks	FF	FR-Yds	Int-Yds	QBH	PBU
vs. Ball State	-	-	-	-	-	-	-	-	-	-
Eastern Illinois	-	2	2	0.5-2	-	-	-	-	-	-
Ohio State	-	-	-	-	-	-	-	-	-	-
Connecticut	1	-	1	-	-	-	-	-	-	-
at Michigan St.	-	-	-	-	-	-	-	-	-	-
Rutgers	1	-	1	-	-	-	-	-	-	-
at Maryland	-	-	-	-	-	-	-	-	-	-
at Nebraska	-	-	-	-	-	-	-	-	-	-
Northwestern	1	1	2	-	-	-	-	-	-	-
at Penn State	-	-	-	-	-	-	-	-	-	-
Michigan	-	-	-	-	-	-	-	-	-	-
at Purdue	-	-	-	-	-	-	-	-	-	-
vs. Tennessee	-	-	-	-	-	-	-	-	-	-
Totals	3	3	6	0.5-2	-	-	-	-	-	-

2018

Opponent	Solo	Ast	Total	TFL	Sacks	FF	FR-Yds	Int-Yds	QBH	PBU
at FIU	-	-	-	-	-	-	-	-	-	-
Virginia	-	-	-	-	-	-	-	-	-	-
Ball State	-	-	-	-	-	-	-	-	-	-
Michigan State	-	-	-	-	-	-	-	-	-	-
at Rutgers	-	-	-	-	-	-	-	-	-	-
at Ohio State	-	-	-	-	-	-	-	-	-	-
Iowa	-	-	-	-	-	-	-	-	-	-
Penn State	-	-	-	-	-	-	-	-	-	-
at Minnesota	-	-	-	-	-	-	-	-	-	-
Maryland	-	-	-	-	-	-	-	-	-	-
at Michigan	-	-	-	-	-	-	-	-	-	-
Purdue	-	-	-	-	-	-	-	-	-	-
Totals	-	-	-	-	-	-	-	-	-	-



ALEJANDRO QUINTERO
P || 6-0 || 205 || R-SOPHOMORE
TYLER, TEXAS **96**

CAREER NOTES & RECORDS

Redshirted the 2022 season appeared in one game in 2022 ... had one kickoff for 65 yards and a touchback against Idaho (9/10/22) ... was one of 33 student-athletes to make their collegiate debut in 2022.

2023 SEASON

Season: Appeared in one game.

Indiana State (9/8): Had two kickoffs for 118 yards ... averaged 59.0 yards per kick.



NICOLAS RADICIC
K || 5-11 || 185 || FRESHMAN
COPPELL, TEXAS **39**

2023 SEASON

Season: Appeared in one game ... made collegiate debut against Indiana State (9/8) ... one of 14 Hoosiers to make collegiate debut ... one of seven true freshmen to make their collegiate debut this season.

Indiana State (9/8): Made two extra points and a 21-yard field goal in collegiate debut.

RADICIC'S CAREER STATS

	GP	FG	PCT	PAT	PTS	0-29	30-39	40-49	50+	LG
2023	1/-	1-1	1.000	2-2	7	1-1	-	-	-	21
Totals	1/-	1-1	1.000	2-2	7	1-1	-	-	-	21

RADICIC'S CAREER GAME-BY-GAME

2023

Opponent	FG	PCT	PAT	PTS	0-29	30-39	40-49	50+	LG
Ohio State	-	-	-	-	-DNP-	-	-	-	-
Indiana State	1-1	1.000	2-2	5	1-1	-	-	-	21
vs. Louisville	-	-	-	-	-DNP-	-	-	-	-
Akron	-	-	-	-	-DNP-	-	-	-	-
at Maryland	-	-	-	-	-DNP-	-	-	-	-
at Michigan	-	-	-	-	-DNP-	-	-	-	-
Rutgers	-	-	-	-	-DNP-	-	-	-	-
at Penn State	-	-	-	-	-DNP-	-	-	-	-
Wisconsin	-	-	-	-	-DNP-	-	-	-	-
at Illinois	-	-	-	-	-DNP-	-	-	-	-
Michigan State	-	-	-	-	-DNP-	-	-	-	-
Totals	1-1	1.000	2-2	5	1-1	-	-	-	21



JOSH RUDOLPH

LB || 5-11 || 230 || JUNIOR
MONTGOMERY, ALABAMA

26

CAREER NOTES & RECORDS

Appeared in 18 games with 11 starts in two seasons at Austin Peay (2021-22) ... finished No. 2 at APSU in tackles (73) in 2022 and was No. 3 in tackles for loss (75) ... transferred to Indiana in the spring of 2023.

2023 SEASON

Season: Appeared in all 11 games ... registered first appearance as a Hoosier against No. 3/4 Ohio State (9/2) ... one of 21 transfer student-athletes to make Indiana debut in 2023.

Ohio State (9/2): First appearance as a Hoosier came on special teams ... saw time on defense ... made one pass breakup. **Indiana State (9/8):** Lone stop was a solo tackle for loss in the fourth quarter for a 1-yard loss. **Akron (9/23):** Charted one tackle. **at Maryland (9/30):** Notched two stops. **at Michigan (10/14):** Had four tackles ... combined on tackle for loss with Patrick Lucas Jr. in the fourth quarter. **at Penn State (10/28):** Totaled two tackles. **Wisconsin (11/4):** Collected four tackles ... solo tackle for loss came in the fourth quarter. **Michigan State (11/18):** Tallied three stops.

RUDOLPH'S CAREER STATS (* - at Austin Peay)

	GP/GS	Solo	Ast	Ttl	TFL	Sacks	FF	FR-Yds	Int-Yds	QBH	PBU
2021*	7/-	15	6	21	-	-	-	-	-	-	-
2022*	11/11	36	37	73	7.5-20	-	-	-	-	-	-
2023	11/-	12	5	17	2.5-4	-	-	-	-	-	1
IU	11/-	12	5	17	2.5-4	-	-	-	-	-	1
Totals	29/12	63	48	111	10.0-24	-	-	-	-	-	1

RUDOLPH'S CAREER GAME-BY-GAME (* - at Austin Peay)

2023


Opponent	Solo	Ast	Total	TFL	Sacks	FF	FR-Yds	Int-Yds	QBH	PBU
Ohio State	-	-	-	-	-	-	-	-	-	1
Indiana State	1	-	1	1.0-1	-	-	-	-	-	-
vs. Louisville	-	-	-	-	-	-	-	-	-	-
Akron	1	-	1	-	-	-	-	-	-	-
at Maryland	1	1	2	-	-	-	-	-	-	-
at Michigan	2	2	4	0.5-0	-	-	-	-	-	-
Rutgers	-	-	-	-	-	-	-	-	-	-
at Penn State	1	1	2	-	-	-	-	-	-	-
Wisconsin	3	1	4	1.0-3	-	-	-	-	-	-
at Illinois	-	-	-	-	-	-	-	-	-	-
Michigan State	3	-	3	-	-	-	-	-	-	-
Totals	12	5	17	2.5-4	-	-	-	-	-	1

2022*

Opponent	Solo	Ast	Total	TFL	Sacks	FF	FR-Yds	Int-Yds	QBH	PBU
at Western Ky.	6	1	7	1.0-2	-	-	-	-	-	-
Presbyterian	7	2	9	-	-	-	-	-	-	-
Miss. Valley St.	1	4	5	-	-	-	-	-	1	-
at Alabama A&M	1	9	10	0.5-1	-	-	-	-	-	-
Eastern Ky.	3	3	6	1.0-3	-	-	-	-	-	-
at Cent. Ark.	2	5	7	1.5-2	-	-	-	-	-	-
Murray State	1	3	4	1.5-4	-	-	-	-	-	-
Jacksonville St.	4	6	10	0.5-0	-	-	-	-	-	-
at North Ala.	4	3	7	1.5-8	-	-	-	-	-	-
at Kennesaw St.	3	-	3	-	-	-	-	-	-	-
at Alabama	4	1	5	-	-	-	-	-	-	-
Totals	36	37	73	7.5-20	-	-	-	-	1	-

2021*

Opponent	Solo	Ast	Total	TFL	Sacks	FF	FR-Yds	Int-Yds	QBH	PBU
Chattanooga	1	-	1	-	-	-	-	-	-	-
at Ole Miss	-	-	-	-	-DNP-	-	-	-	-	-
Morehead State	-	-	-	-	-DNP-	-	-	-	-	-
at Eastern Ky.	-	-	-	-	-DNP-	-	-	-	-	-
Tennessee State	-	-	-	-	-DNP-	-	-	-	-	-
SE Missouri St.	3	1	4	-	-	-	-	-	-	-
at Murray State	3	3	6	-	-	-	-	-	-	-
at UT Martin	2	1	3	-	-	-	-	-	-	-
Eastern Illinois	3	-	3	-	-	-	-	-	-	-
at Tenn. State	2	-	2	-	-	-	-	-	-	-
Tenn. Tech	1	1	2	-	-	-	-	-	-	-
Totals	15	6	21	-	-	-	-	-	-	-



JOSHUA SALES JR.

OL || 6-6 || 305 || R-SOPHOMORE
SOUTH BEND, INDIANA

77

CAREER NOTES & RECORDS

Redshirted in 2021 ... made first career start at Rutgers (10/22/22).

2022 SEASON

Season: Appeared in six games.

Indiana State (9/8): Took snaps on special teams and with the offensive line ... helped the offense produce 558 total yards of offense and five rushing touchdowns ... the most rushing scores by an Indiana offense since 2016 and the most of the Tom Allen era. **Wisconsin (11/4):** Subbed in at right tackle for the second half after Kahlil Benson left the game in the third quarter.



JOSH SANGUINETTI

DB || 6-1 || 195 || R-SENIOR
LAUDERDALE LAKES, FLORIDA

19

CAREER NOTES & RECORDS

Redshirted in 2019 ... made first career interception in 2021 against Michigan State (10/16/21) ... first career tackle for loss came in the 2023 season opener versus No. 3/4 Ohio State (9/2/23).

2023 SEASON

Season: Appeared in all 11 games with three starts.

Ohio State (9/2): Had three tackles with 0.5 tackle for loss ... added one pass breakup ... combined on a tackle for loss with Noah Pierre in the first quarter for first career TFL. **Indiana State (9/8):** Posted one stop. **Akron (9/23):** Had one assisted tackle. **at Maryland (9/30):** Logged one pass breakup. **at Michigan (10/14):** Made two stops. **Rutgers (10/21):** Collected one tackle. **at Penn State (10/28):** Notched one tackle ... intercepted Drew Allar in the fourth quarter and returned it seven yards to the Penn State 21-yard line to help set up Indiana's game-tying field goal to make it 24-24 with 2:58 remaining in the fourth quarter ... interception ended Allar's FBS-record of consecutive completions without an interception to start a career (311). **Wisconsin (11/4):** Notched four tackles ... had two fumble recoveries ... recovered both fumbles in the fourth quarter ... second fumble recovery occurred on the final play of the game and sealed the win for the Hoosiers ... first Hoosier to pick up two fumbles since **Jonathan Crawford** versus Ball State in 2016. **at Illinois (11/11):** Registered two stops. **Michigan State (11/18):** Made two stops ... intercepted Katin Houser in the first quarter.

SANGUINETTI'S CAREER STATS

	GP/GS	Solo	Ast	Ttl	TFL	Sacks	FF	FR-Yds	Int-Yds	QBH	PBU
2019	2/-	1	-	1	-	-	-	-	-	-	-
2020	6/-	7	1	8	-	-	-	-	-	-	1
2021	8/2	12	3	15	-	-	-	1-0	1-0	-	4
2022	11/-	12	10	22	-	-	-	-	1-0	-	1
2023	11/3	10	7	17	0.5-1	-	-	2-26	2-7	-	2
Totals	38/5	42	21	63	0.5-1	-	-	3-26	4-7	-	8

SANGUINETTI'S CAREER GAME-BY-GAME

2023

Opponent	Solo	Ast	Total	TFL	Sacks	FF	FR-Yds	Int-Yds	QBH	PBU
Ohio State	2	1	3	0.5-1	-	-	-	-	-	1
Indiana State	-	1	1	-	-	-	-	-	-	-
vs. Louisville	-	-	-	-	-	-	-	-	-	-
Akron	-	1	1	-	-	-	-	-	-	-
at Maryland	-	-	-	-	-	-	-	-	-	1
at Michigan	2	-	2	-	-	-	-	-	-	-
Rutgers	-	1	1	-	-	-	-	-	-	-
at Penn State	-	1	1	-	-	-	-	1-7	-	-
Wisconsin	4	-	4	-	-	-	2-26	-	-	-
at Illinois	1	1	2	-	-	-	-	-	-	-
Michigan State	1	1	2	-	-	-	-	1-0	-	-
Totals	10	7	17	0.5-1	-	-	2-26	2-7	-	2

2022

Opponent	Solo	Ast	Total	TFL	Sacks	FF	FR-Yds	Int-Yds	QBH	PBU
Illinois	2	4	6	-	-	-	-	1-0	-	1
Idaho	2	-	2	-	-	-	-	-	-	-
Western Ky.	2	2	4	-	-	-	-	-	-	-
at Cincinnati	2	1	3	-	-	-	-	-	-	-
At Nebraska	1	-	1	-	-	-	-	-	-	-
Michigan	-	-	-	-	-	-	-	-	-	-
Maryland	-	-	-	-	-	-	-	-	-	-
at Rutgers	-	-	-	-DNP (Illiness)-	-	-	-	-	-	-
Penn State	1	1	2	-	-	-	-	-	-	-
at Ohio State	2	-	2	-	-	-	-	-	-	-
at Michigan State	-	1	1	-	-	-	-	-	-	-
Purdue	-	1	1	-	-	-	-	-	-	-
Totals	12	10	22	-	-	-	-	1-0	-	1

2021

Opponent	Solo	Ast	Total	TFL	Sacks	FF	FR-Yds	Int-Yds	QBH	PBU
at Iowa	2	-	2	-	-	-	1-0	-	-	-
Idaho	2	1	3	-	-	-	-	-	-	1
Cincinnati	4	1	5	-	-	-	-	-	-	1
at Western Ky.	-	-	-	-	-	-	-	-	-	-
at Penn State	1	-	1	-	-	-	-	-	-	-
Michigan State	-	-	-	-	-	-	-	1-0	-	1
Ohio State	2	-	2	-	-	-	-	-	-	1
at Maryland	-	-	-	-DNP-	-	-	-	-	-	-
at Michigan	-	-	-	-DNP-	-	-	-	-	-	-
Rutgers	-	-	-	-DNP-	-	-	-	-	-	-
Minnesota	-	-	-	-DNP-	-	-	-	-	-	-
at Purdue	1	1	2	-	-	-	-	-	-	-
Totals	12	3	15	-	-	-	1-0	1-0	-	4

2020

Opponent	Solo	Ast	Total	TFL	Sacks	FF	FR-Yds	Int-Yds	QBH	PBU
Penn State	-	-	-	-DNP-	-	-	-	-	-	-
at Rutgers	3	1	4	-	-	-	-	-	-	-
Michigan	1	-	1	-	-	-	-	-	-	-
at Michigan St.	-	-	-	-	-	-	-	-	-	-
at Ohio State	2	-	2	-	-	-	-	-	-	1
Maryland	1	-	1	-	-	-	-	-	-	-
at Wisconsin	-	-	-	-DNP-	-	-	-	-	-	-
vs. Ole Miss	-	-	-	-	-	-	-	-	-	-
Totals	7	1	8	-	-	-	-	-	-	1

2019

Opponent	Solo	Ast	Total	TFL	Sacks	FF	FR-Yds	Int-Yds	QBH	PBU
vs. Ball State	-	-	-	-DNP-	-	-	-	-	-	-
Eastern Illinois	1	-	1	-	-	-	-	-	-	-
Ohio State	-	-	-	-DNP-	-	-	-	-	-	-
Connecticut	-	-	-	-	-	-	-	-	-	-
at Michigan St.	-	-	-	-DNP-	-	-	-	-	-	-
Rutgers	-	-	-	-DNP-	-	-	-	-	-	-
at Maryland	-	-	-	-DNP-	-	-	-	-	-	-
at Nebraska	-	-	-	-DNP-	-	-	-	-	-	-
Northwestern	-	-	-	-DNP-	-	-	-	-	-	-
at Penn State	-	-	-	-DNP-	-	-	-	-	-	-
Michigan	-	-	-	-DNP-	-	-	-	-	-	-
at Purdue	-	-	-	-DNP-	-	-	-	-	-	-
vs. Tennessee	-	-	-	-DNP-	-	-	-	-	-	-
Totals	1	-	1	-	-	-	-	-	-	-



JACKSON SCHOTT

OLB || 6-3 || 200 || R-SOPHOMORE
GREENWOOD, INDIANA

37

CAREER NOTES & RECORDS

Redshirted in 2022 season ... joined the program during the year.

2023 SEASON

Season: Appeared in nine games ... made collegiate debut against No. 3/4 Ohio State (9/2/23) ... one of 14 Hoosiers to make collegiate debut.

Ohio State (9/2): Made collegiate debut on special teams.

SCHOTT'S CAREER STATS

	GP/GS	Solo	Ast	Ttl	TFL	Sacks	FF	FR-Yds	Int-Yds	QBH	PBU
2022	-	-	-	-	-	-DNP-	-	-	-	-	-
2023	9/-	-	-	-	-	-	-	-	-	-	-
Totals	9/-	-	-	-	-	-	-	-	-	-	-



JAMARI SHARPE

DB || 6-1 || 190 || R-FRESHMAN
MIAMI, FLORIDA

22

CAREER NOTES & RECORDS

Redshirted in 2022 and made three appearances ... made collegiate debut against Illinois (9/2/22) ... earned first career start against No. 3/4 Ohio State (9/2/23).

2023 SEASON

Season: Appeared in all 11 games with eight starts ... made first career start against No. 3/4 Ohio State (9/2) ... one of 18 Hoosiers to make first career start.

Ohio State (9/2): Made first collegiate start. **Indiana State (9/8):** Posted first career tackle in the second quarter. **Louisville (9/16):** Had three stops ... charted his first career pass breakup in the fourth quarter ... first career tackle for loss in the fourth quarter. **Akron (9/23):** Registered three tackles and one pass breakup. **at Maryland (9/30):** Tallied one solo tackle. **at Michigan (10/14):** Made two stops. **Rutgers (10/21):** Posted one tackle. **at Penn State (10/28):** Notched two tackles. **Wisconsin (11/4):** Logged one solo stop. **at Illinois (11/11):** Charted three tackles. **Michigan State (11/18):** Totaled three tackles ... made first career interception in the third quarter.

SHARPE'S CAREER STATS

	GP/GS	Solo	Ast	Ttl	TFL	Sacks	FF	FR-Yds	Int-Yds	QBH	PBU
2022	3/-	-	-	-	-	-	-	-	-	-	-
2023	11/8	16	4	20	1.0-4	-	-	-	1-14	-	2
Totals	14/8	16	4	20	1.0-4	-	-	-	1-14	-	2

SHARPE'S CAREER GAME-BY-GAME

2023

Opponent	Solo	Ast	Total	TFL	Sacks	FF	FR-Yds	Int-Yds	QBH	PBU
Ohio State	-	-	-	-	-	-	-	-	-	-
Indiana State	1	-	1	-	-	-	-	-	-	-
vs. Louisville	1	2	3	1.0-4	-	-	-	-	-	1
Akron	3	-	3	-	-	-	-	-	-	1
at Maryland	1	-	1	-	-	-	-	-	-	-
at Michigan	2	-	2	-	-	-	-	-	-	-
Rutgers	1	-	1	-	-	-	-	-	-	-
at Penn State	2	-	2	-	-	-	-	-	-	-
Wisconsin	1	-	1	-	-	-	-	-	-	-
at Illinois	2	1	3	-	-	-	-	-	-	-
Michigan State	2	1	3	-	-	-	-	1-14	-	-
Totals	16	4	20	1.0-4	-	-	-	1-14	-	2

2022

Opponent	Solo	Ast	Total	TFL	Sacks	FF	FR-Yds	Int-Yds	QBH	PBU
Illinois	-	-	-	-	-	-	-	-	-	-
Idaho	-	-	-	-	-	-	-	-	-	-
Western Ky.	-	-	-	-	-	-	-	-	-	-
at Cincinnati	-	-	-	-	-DNP-	-	-	-	-	-
at Nebraska	-	-	-	-	-DNP-	-	-	-	-	-
Michigan	-	-	-	-	-DNP-	-	-	-	-	-
Maryland	-	-	-	-	-DNP-	-	-	-	-	-
at Rutgers	-	-	-	-	-DNP-	-	-	-	-	-
Penn State	-	-	-	-	-DNP-	-	-	-	-	-
at Ohio State	-	-	-	-	-DNP-	-	-	-	-	-
at Michigan State	-	-	-	-	-DNP-	-	-	-	-	-
Purdue	-	-	-	-	-DNP-	-	-	-	-	-
Totals	-	-	-	-	-	-	-	-	-	-



JORDAN SHAW

DB || 6-0 || 170 || FRESHMAN
DOWNEY, CALIFORNIA

23

2023 SEASON

Season: Appeared in four games with two starts ... made collegiate debut at Penn State (10/28) ... first collegiate start came against Wisconsin (11/4) ... one of 14 Hoosiers to make collegiate debut ... one of seven true freshmen to make their Indiana debut this season ... one of 18 Hoosiers to make first career start.

at Penn State (10/28): Notched first career tackle on a combined sack of Drew Allar with Aaron Casey in the second quarter. **Wisconsin (11/4):** Posted nine tackles and one pass breakup. **at Illinois (11/11):** Made two solo stops.

SHAW'S CAREER STATS

	GP/GS	Solo	Ast	Ttl	TFL	Sacks	FF	FR-Yds	Int-Yds	QBH	PBU
2023	4/-	8	4	12	0.5-7	0.5-7	-	-	-	1	1
Totals	4/-	8	4	12	0.5-7	0.5-7	-	-	-	1	1

SHAW'S CAREER GAME-BY-GAME

2023

Opponent	Solo	Ast	Total	TFL	Sacks	FF	FR-Yds	Int-Yds	QBH	PBU
Ohio State	-	-	-	-	-DNP-	-	-	-	-	-
Indiana State	-	-	-	-	-DNP-	-	-	-	-	-
vs. Louisville	-	-	-	-	-DNP-	-	-	-	-	-
Akron	-	-	-	-	-DNP-	-	-	-	-	-
at Maryland	-	-	-	-	-DNP-	-	-	-	-	-
at Michigan	-	-	-	-	-DNP-	-	-	-	-	-
Rutgers	-	-	-	-	-DNP-	-	-	-	-	-
at Penn State	-	1	1	0.5-7	0.5-7	-	-	-	-	-
Wisconsin	6	3	9	-	-	-	-	-	-	1
at Illinois	2	-	2	-	-	-	-	-	-	-
Michigan State	-	-	-	-	-	-	-	-	1	-
Totals	8	4	12	0.5-7	0.5-7	-	-	-	1	1



BRADY SIMMONS

WR || 6-1 || 165 || R-FRESHMAN
INDIANAPOLIS, INDIANA

81

CAREER NOTES & RECORDS

Redshirted in 2022 ... did not see any game action.


2023 SEASON

Season: Appeared in five games ... made collegiate debut against Indiana State (9/8) ... one of 14 Hoosiers to make collegiate debut.

Indiana State (9/8): Charted snaps on special teams in collegiate debut.

SIMMONS' CAREER STATS - RECEIVING

	GP/GS	Rec	Yds	YPR	YPG	TD	Long	High
2022	-	-	-	-	-	-DNP-	-	-
2023	5/-	-	-	-	-	-	-	-
Totals	5/-	-	-	-	-	-	-	-



CARTER SMITH

OL || 6-5 || 305 || R-FRESHMAN
POWELL, OHIO

65


CAREER NOTES & RECORDS

Redshirted in 2022 season and made two appearances ... made collegiate debut at Ohio State (11/12/22) in redshirt season ... earned first career start against No. 3/4 Ohio State (9/2/23).

2023 SEASON

Season: Started all 11 games at left tackle ... made first collegiate start at left tackle against No. 3/4 Ohio State (9/2) ... one of 18 Hoosiers to make first career start.

Ohio State (9/2): Started at left tackle for first collegiate start. **Indiana State (9/8):** Started at left tackle ... helped the offense produce 558 total yards of offense and five rushing touchdowns ... the most rushing scores by an Indiana offense since 2016 and the most of the Tom Allen era. **Louisville (9/16):** Helped protect the offense to 357 yards of total offense ... held strong for Tayven Jackson's 299 passing yards and passing touchdown ... paved the way for the team's 97-yard scoring drive in the third quarter, the longest by an Indiana team since a 98-yard drive in 2019 against Rutgers (Oct. 12). **at Penn State (10/28):** Guided the offense to 349 yards of total offense ... allowed Brendan Sorsby to throw for 269 yards and three touchdown passes ... two of Sorsby's touchdowns went for 60-plus yards, the first game since at least 1996 that Indiana recorded two 60-plus yard offensive touchdowns ... two 60-plus yard offensive touchdowns in the game mark the first time since 2014 an Indiana offense produced multiple scores in a game ... Sorsby's pass 90-yard touchdown pass from DeQuee Carter is tied for the third longest passing play in IU history. **at Illinois (11/11):** Helped protect the offense to 451 yards of total offense ... enabled Brendan Sorsby to post a 22-for-31 passing day with 289 yards and three touchdowns and two rushing touchdowns ... the team's 45 points were the most scored in a Big Ten game since Indiana put up 54 points at Purdue in 2015. **Michigan State (11/18):** Protected the offense to 402 yards of total offense and three touchdowns.



VENSON SNEED

DL || 6-4 || 265 || R-FRESHMAN
WABASSON, FLORIDA

55

CAREER NOTES & RECORDS

Redshirted in 2022 season and appeared in two games ... made collegiate debut against Penn State (11/5/22) where he recorded his first career tackle.

2023 SEASON

Season: Appeared in all 11 games.

Indiana State (9/8): Had one solo tackle. **at Maryland (9/30):** Combined for a first-quarter stop with Philip Blied. **Wisconsin (11/4):** Lone tackle was combined tackle for loss with Lanell Carr, Jr. in the second quarter. **Michigan State (11/18):** Registered one solo tackle ... first career forced a fumble in the second quarter.

SNEED'S CAREER STATS

	GP/GS	Solo	Ast	Ttl	TFL	Sacks	FF	FR-Yds	Int-Yds	QBH	PBU
2022	2/-	1	-	1	-	-	-	-	-	-	-
2023	11/-	2	2	4	-	-	1	-	-	-	-
Totals	13/-	3	2	5	0.5-1	-	1	-	-	-	-

SNEED'S CAREER GAME-BY-GAME

2023

Opponent	Solo	Ast	Total	TFL	Sacks	FF	FR-Yds	Int-Yds	QBH	PBU
Ohio State	-	-	-	-	-	-	-	-	-	-
Indiana State	1	-	1	-	-	-	-	-	-	-
vs. Louisville	-	-	-	-	-	-	-	-	-	-
Akron	-	-	-	-	-	-	-	-	-	-
at Maryland	-	1	1	-	-	-	-	-	-	-
at Michigan	-	-	-	-	-	-	-	-	-	-
Rutgers	-	-	-	-	-	-	-	-	-	-
at Penn State	-	-	-	-	-	-	-	-	-	-
Wisconsin	-	1	1	0.5-1	-	-	-	-	-	-
at Illinois	-	-	-	-	-	-	-	-	-	-
Michigan State	1	-	1	-	-	1	-	-	-	-
Totals	2	1	3	0.5-1	-	1	-	-	-	-

2022

Opponent	Solo	Ast	Total	TFL	Sacks	FF	FR-Yds	Int-Yds	QBH	PBU
Illinois					-DNP-					
Idaho					-DNP-					
Western Ky.					-DNP-					
at Cincinnati					-DNP-					
at Nebraska					-DNP-					
Michigan					-DNP-					
Maryland					-DNP-					
at Rutgers					-DNP-					
Penn State	1	-	1	-	-	-	-	-	-	-
at Ohio State	-	-	-	-	-	-	-	-	-	-
at Michigan State					-DNP-					
Purdue					-DNP-					
Totals	1	-	1	-	-	-	-	-	-	-



BRENDAN SORSBY

QB || 6-3 || 230 || R-FRESHMAN

DENTON, TEXAS

15

CAREER NOTES & RECORDS

Redshirted in 2022 season and appeared in one game ... made collegiate debut against Penn State (11/5/22) ... made first career start against No. 3/4 Ohio State (9/2/23).

2023 SEASON

Season: Appeared in nine games with six starts ... made first career start against No. 3/4 Ohio State (9/2) ... one of 18 Hoosiers to make first career start ... only quarterback since at least 1996 with multiple 60-yard touchdown passes in a single game in Indiana history.

Ohio State (9/2): Went 8-of-16 for 58 yards in first collegiate start ... long completion was 19 yards. **Indiana State (9/8):** Was 9-for-16 passing with 108 passing yards ... also had 28 rushing yards on six carries. **at Maryland (9/30):** Went 7-for-11 passing ... totaled 84 passing yards ... threw for two touchdowns ... first career touchdown pass was an 11-yard connection with Donaven McCulley in the fourth quarter ... second touchdown was a 16-yard pass to Anderson Coby in the fourth quarter ... ran five times for 25 yards. **at Michigan (10/14):** Logged a 6-for-15 passing day with 44 yards ... had 13 carries for 30 rushing yards. **Rutgers (10/21):** Charted a 15-for-31 passing day for 126 yards ... had one passing touchdown on a 35-yard connection with Omar Cooper Jr. in the first quarter ... had 11 carries for 49 yards ... rushed for first career score on 4-yard run in the second quarter. **at Penn State (10/28):** Posted a 13-for-19 passing day with 269 yards and three touchdowns ... first touchdown was a 90-yard completion to DeQuee Carter in the first quarter to put Indiana up 7-0 ... 90-yard pass is third longest passing play in IU history ... second score was a 69-yard completion to Donaven McCulley in the second quarter ... two 60-plus yard offensive touchdowns marked the first time since 2014 an Indiana offense produced multiple 60-yard plus scores in a single game ... third score was a 26-yard connection with Omar Cooper Jr. in the fourth quarter. **Wisconsin (11/4):** Logged 186 yards on 19-of-his-31 passing attempts with one touchdown ... also ran for eight yards with one rushing score ... scored one touchdown on an 8-yard run to put Indiana up 7-0 in the first quarter ... connected with Donaven McCulley on a 7-yard passing touchdown with 41 seconds left in the second quarter to put Indiana ahead 17-7 before the half. **at Illinois (11/11):** Totaled 289 yards on 22-for-33 passing with three touchdown passes ... long pass of 41 yards ... ran for 53 yards with two scores ... threw the first two touchdown passes on a pair of 6-yard completions to Donaven McCulley in the second quarter ... ran for an 18-yard touchdown in the second quarter ... had a 5-yard rushing score in the fourth quarter ... threw a 26-yard touchdown to DeQuee Carter with 28 seconds left in the fourth quarter and the subsequent two-point conversion to E.J. Williams Jr. to force overtime. **Michigan State (11/18):** Went 19-for-34 passing with 197 yards and two touchdowns ... ran for 54 yards ... long rush of 25 ... connected with James Bomba on a 3-yard touchdown in the third quarter ... passed for an 8-yard score to Trey Walker in the fourth quarter.

SORSBY'S CAREER STATS - PASSING

	GP/GS	Comp	Att	TD	INT	Yds	YPG	Long	High
2022	1/-	3	6	-	1	8	8.0	9-PSU	8-PSU
2023	9/6	118	206	12	2	1,361	151.2	90-PSU	289-ILL
Totals	10/6	121	212	12	3	1,369	136.9	90-PSU	289-ILL

SORSBY'S CAREER STATS - RUSHING

	GP/GS	Car	Yds	YPC	YPG	TD	Long	High
2022	1/-	2	(-8)	(-4.0)	(-8.0)	-	-	-
2023	9/6	97	242	2.5	26.9	4	25-MSU	53-ILL
Totals	10/6	99	234	2.4	23.4	4	25-MSU	53-ILL

SORSBY'S CAREER GAME-BY-GAME - PASSING

2023

Opponent	Comp	Att	TD	INT	Pct.	Yds	Lg
Ohio State	8	16	-	-	.500	58	19
Indiana State	9	16	-	-	.563	108	31
vs. Louisville				-DNP-			
Akron				-DNP-			
at Maryland	7	11	2	-	.636	84	26
at Michigan	6	15	-	-	.400	44	17
Rutgers	15	31	1	-	.484	126	35
at Penn State	13	19	3	1	.684	269	90
Wisconsin	19	31	1	-	.613	186	32
at Illinois	22	33	3	1	.667	289	41
Michigan State	19	34	2	-	.559	197	38
Totals	118	206	12	2	.573	1,361	90

2022

Opponent	Comp	Att	TD	INT	Pct.	Yds	Lg
Illinois				-DNP-			
Idaho				-DNP-			
Western Ky.				-DNP-			
at Cincinnati				-DNP-			
Michigan				-DNP-			
Maryland				-DNP-			
at Rutgers				-DNP-			
Penn State	3	6	-	1	.500	8	9
at Ohio State				-DNP-			
at Michigan State				-DNP-			
Purdue				-DNP-			
Totals	3	6	-	1	.500	8	9

SORSBY'S CAREER GAME-BY-GAME - RUSHING

2023

Opponent	No.	Yds	TD	Lg
Ohio State	6	(-2)	-	-
Indiana State	6	28	-	11
vs. Louisville				-DNP-
Akron				-DNP-
at Maryland	5	25	-	9
at Michigan	13	30	-	16
Rutgers	11	49	1	11
at Penn State	12	(-3)	-	7
Wisconsin	14	8	1	13
at Illinois	17	53	2	18
Michigan State	13	54	-	25
Totals	97	242	4	25

2022

Opponent	No.	Yds	TD	Lg
Illinois				-DNP-
Idaho				-DNP-
Western Ky.				-DNP-
at Cincinnati				-DNP-
at Nebraska				-DNP-
Michigan				-DNP-
Maryland				-DNP-
at Rutgers				-DNP-
Penn State	2	(-8)	-	-
at Ohio State				-DNP-
at Michigan State				-DNP-
Purdue				-DNP-
Totals	2	(-8)	-	-



AARON STEINFELDT

TE || 6-5 || 250 || R-SOPHOMORE

BLOOMINGTON, INDIANA

84

CAREER NOTES & RECORDS

Redshirted in 2021 with collegiate debut at Purdue (11/27/21) ... appeared in all 12 games in 2022 with two starts ... made first career start against Michigan (10/8/22).

2023 SEASON

Season: Appeared in eight games with one start.

Rutgers (10/21): Logged one catch for 11 yards.

STEINFELDT'S CAREER STATS - RECEIVING

	GP/GS	Rec	Yds	YPR	YPG	TD	Long	High
2021	1/-	-	-	-	-	-	-	-
2022	12/2	6	52	8.7	4.3	1	17-CIN	28-CIN
2023	8/1	1	11	11.0	1.4	-	11-RUT	11-RUT
Totals	21/3	7	63	9.0	3.0	1	17-CIN	28-CIN

STEINFELDT'S CAREER GAME-BY-GAME

2023	Receiving			
Opponent	No.	Yds	TD	Lg
Ohio State	-	-	-	-
Indiana State	-	-	-	-
vs. Louisville	-	-	-	-
Akron	-	-	-	-
at Maryland	-	-	-	-
at Michigan	-	-	-	-
Rutgers	1	11	-	11
at Penn State	-	-	-DNP-	-
Wisconsin	-	-	-DNP-	-
at Illinois	-	-	-	-
Michigan State	-	-	-DNP-	-
Totals	1	11	-	11
2022	Receiving			
Opponent	No.	Yds	TD	Lg
Illinois	-	-	-	-
Idaho	-	-	-	-
Western Ky.	1	14	-	14
at Cincinnati	2	28	-	17
at Nebraska	-	-	-	-
Michigan	-	-	-	-
Maryland	3	10	1	5
at Rutgers	-	-	-	-
Penn State	-	-	-	-
at Ohio State	-	-	-	-
at Michigan State	-	-	-	-
Purdue	-	-	-	-
Totals	6	52	1	17



RACE STEWART

DL || 6-3 || 310 || R-SOPHOMORE
BLOOMINGTON, INDIANA

64

CAREER NOTES & RECORDS

Joined the program as a walk-on in 2021 ... collegiate debut came vs. Penn State (11/5/22) in 2022.

2023 SEASON

Season: Appeared in one game.

Indiana State (9/8): First career tackle was a fourth quarter sack which resulted in a 4-yard loss.

STEWART'S CAREER STATS

	GP/GS	Solo	Ast	Ttl	TFL	Sacks	FF	FR-Yds	Int-Yds	QBH	PBU
2022	1/-	-	-	-	-	-	-	-	-	-	-
2023	1/-	1	-	1	1.0-4	1.0-4	-	-	-	-	-
Totals	1/-	1	-	1	1.0-4	1.0-4	-	-	-	-	-

STEWART'S CAREER GAME-BY-GAME

2023										
Opponent	Solo	Ast	Total	TFL	Sacks	FF	FR-Yds	Int-Yds	QBH	PBU
Ohio State					-DNP-					
Indiana State	1	-	1	1.0-4	1.0-4	-	-	-	-	-
vs. Louisville					-DNP-					
Akron					-DNP-					
at Maryland					-DNP-					
at Michigan					-DNP-					
Rutgers					-DNP-					
Penn State					-DNP-					
Wisconsin					-DNP-					
at Illinois					-DNP-					
Michigan State					-DNP-					
Totals	1	-	1	1.0-4	1.0-4	-	-	-	-	-



NIC TOOMER

DB || 6-2 || 190 || R-JUNIOR
TYRONE, GEORGIA

15

CAREER NOTES & RECORDS

Appeared in 21 games with six starts in four years at Stanford (2019-22) ... transferred to Indiana in the spring of 2023 ... had his first career interception against Indiana State (9/8).

2023 SEASON

Season: Appeared in eight games with seven starts ... one of 21 transfer student-athletes to make Indiana debut in 2023.

Ohio State (9/2): Had five stops and one pass breakup in his first appearance as a Hoosier. **Indiana State (9/8):** Logged his first career interception in his 315th pass coverage snap ... made one tackle. **at Maryland (9/30):** Made one solo stop. **at Michigan (10/14):** Posted two tackles. **Rutgers (10/21):** Charted three tackles. **at Penn State (10/28):** Registered five tackles ... sacked Drew Allar for a loss of three yards in the fourth quarter ... logged a second quarter tackle for loss on Nick Singleton. **Wisconsin (11/4):** Tallied five tackles ... brought Braedyn Locke down for a loss of four yards in the second quarter ... added one pass breakup. **at Illinois (11/11):** Charted four solo stops.

TOOMER'S CAREER STATS (* - at Stanford)

	GP/GS	Solo	Ast	Ttl	TFL	Sacks	FF	FR-Yds	Int-Yds	QBH	PBU
2019*	1/-	-	-	-	-	-	-	-	-	-	-
2020*	-	-	-	-	-	-DNP (Injury)-	-	-	-	-	-
2021*	9/3	15	7	22	1.0-7	-	-	-	-	-	3
2022*	11/3	3	4	7	-	-	-	-	-	-	2
2023	8/7	22	4	26	3.0-10	1.0-3	-	-	1-0	-	3
IU	8/7	22	4	26	3.0-10	1.0-3	-	-	1-0	-	3
Totals	29/13	40	19	55	4.0-17	1.0-3	-	-	1-0	-	8

TOOMER'S CAREER GAME-BY-GAME (* - at Stanford)

2023										
Opponent	Solo	Ast	Total	TFL	Sacks	FF	FR-Yds	Int-Yds	QBH	PBU
Ohio State	5	-	5	-	-	-	-	-	-	1
Indiana State	-	1	1	-	-	-	-	1-0	-	-
vs. Louisville				-DNP (Injury)-						
Akron				-DNP (Injury)-						
at Maryland	1	-	1	-	-	-	-	-	-	-
at Michigan	2	-	2	-	-	-	-	-	-	-
Rutgers	3	-	3	-	-	-	-	-	-	-
at Penn State	4	1	5	2.0-6	1.0-3	-	-	-	-	1
Wisconsin	3	2	5	1.0-4	-	-	-	-	-	1
at Illinois	4	-	4	-	-	-	-	-	-	-
Michigan State				-DNP (Injury)-						
Totals	22	4	26	3.0-10	1.0-3	-	-	1-0	-	3

2022*											
Opponent	Solo	Ast	Total	TFL	Sacks	FF	FR-Yds	Int-Yds	QBH	PBU	
Colgate	-	-	-	-	-	1	-	-	-	-	
USC	-	-	-	-	-	-	-	-	1	-	
at Washington	-	-	-	-	-	-	-	-	-	-	
at Oregon	-	-	-	-	-	-	-	-	-	-	
Oregon State	-	1	1	-	-	-	-	-	-	-	
at Notre Dame	-	-	-	-	- DNP -						
Arizona State	-	2	2	-	-	-	-	-	-	-	
at UCLA	2	-	2	-	-	-	-	-	-	1	
Washington St.	-	-	-	-	-	-	-	-	-	-	
at Utah	1	1	2	-	-	-	-	-	-	-	
at California	-	-	-	-	-	-	-	-	-	-	
BYU	-	-	-	-	-	-	-	-	-	1	
Totals	3	4	7	-	-	-	-	-	-	2	

2021*											
Opponent	Solo	Ast	Total	TFL	Sacks	FF	FR-Yds	Int-Yds	QBH	PBU	
Kansas State	-	-	-	-	- DNP -	-	-	-	-	-	
at USC	-	-	-	-	- DNP -	-	-	-	-	-	
at Vanderbilt	-	-	-	-	-	-	-	-	-	-	
UCLA	1	-	1	1.0-7	-	-	-	-	-	1	
Oregon	7	3	10	-	-	-	-	-	-	-	
at Arizona State	1	-	1	-	-	-	-	-	-	-	
at Washington St.	1	-	1	-	-	-	-	-	-	1	
Washington	2	1	3	-	-	-	-	-	-	-	
Utah	-	-	-	-	-	-	-	-	-	-	
at Oregon State	3	3	6	-	-	-	-	-	-	1	
California	-	-	-	-	-	-	-	-	-	-	
Notre Dame	-	-	-	-	- DNP -	-	-	-	-	-	
Totals	15	7	22	1.0-7	-	-	-	-	-	3	

2019*

Opponent	Solo	Ast	Total	TFL	Sacks	FF	FR-Yds	Int-Yds	QBH	PBU
Northwestern					- DNP -					
at USC					- DNP -					
at UFC					- DNP -					
Oregon					- DNP -					
at Oregon State					- DNP -					
Washington					- DNP -					
UCLA					- DNP -					
Arizona					- DNP -					
at Colorado					- DNP -					
at Washington St.	-	-	-	-	-	-	-	-	-	-
California					- DNP -					
Notre Dame					- DNP -					
Totals	-	-	-	-	-	-	-	-	-	-



CAREER NOTES & RECORDS

Started career at University of Michigan and made collegiate debut against Nebraska (9/22/18) ... redshirted in 2018 ... transferred to Wake Forest in 2021 ... was Wake Forest's second-leading rusher in 2022 with 516 yards ... had seven touchdowns in 2022 ... had a two-touchdown game against Norfolk State (9/11/21) ... transferred to Indiana in spring of 2023.

2023 SEASON

Season: Appeared in all 11 games with two starts ... made first appearance as a Hoosier against No. 3/4 Ohio State (9/2) ... one of 21 transfer student-athletes to make Indiana debut in 2023.

Ohio State (9/2): Rushed seven times for a team-best 29 yards ... long rush went for 11 yards. **Indiana State (9/8):** Posted 11 rushing yards on three carries ... scored first rushing touchdown as a Hoosier on a 1-yard rush in the third quarter. **Louisville (9/16):** Had two rushes for nine yards. **Akron (9/23):** Had 13 rushes for 67 yards and one touchdown in the second quarter on a six-yard score to put Indiana up 7-0. **at Maryland (9/30):** Logged 15 rushes for 61 yards in first start at Indiana. **at Michigan (10/14):** Charted eight rushes for 27 yards. **Rutgers (10/21):** Registered four carries for 23 yards ... had one reception for three yards.

C.TURNER'S CAREER STATS - RUSHING (* - at Wake Forest, ^ - at Michigan)

	GP/GS	Car	Yds	YPC	YPG	TD	Long	High
2018^	3/-	20	95	4.8	31.7	-	19-NEB	55-NEB
2019^	10/-	44	171	3.9	17.1	1	13-ND	49-MTSU
2020^	1/-	-	-	-	-	-	-	-
2021*	14/2	126	506	4.0	36.1	5	48-DUKE	75-DUKE
2022*	12/-	128	516	4.0	43	7	35-VMI	100-VMI
2023	11/2	52	227	4.4	20.6	2	17-AKR	67-AKR
IU	11/2	52	227	4.4	20.6	2	17-AKR	67-AKR
Totals	51/4	370	1516	4.1	29.7	15	48-DUKE	100-VMI

C.TURNER'S CAREER STATS - RECEIVING (* - at Wake Forest, ^ - at Michigan)

	GP/GS	Rec	Yds	YPR	YPG	TD	Long	High
2018^	3/-	1	16	16.0	5.3	-	16-FLA	16-FLA
2019^	10/-	4	13	3.3	1.3	-	6-RUT	6-RUT
2020^	1/-	-	-	-	-	-	-	-
2021*	14/2	4	29	7.3	2.1	-	12-UNC	19-UNC
2022*	12/-	5	39	7.8	3.3	1	17-FSU	18-VMI
2023	11/2	3	0	-	-	-	3-RUT	3-RUT
IU	11/2	3	0	-	-	-	3-RUT	3-RUT
Totals	51/4	18	91	5.1	1.8	1	17-FSU	19-UNC

C.TURNER'S CAREER GAME-BY-GAME

2023	Rushing				Receiving			
Opponent	No.	Yds	TD	Lg	No.	Yds	TD	Lg
Ohio State	7	29	-	11	-	-	-	-
Indiana State	3	11	1	8	-	-	-	-
vs. Louisville	2	9	-	5	1	(-3)	-	-
Akron	13	67	1	17	-	-	-	-
at Maryland	15	61	-	11	2	-	-	1
at Michigan	8	27	-	7	-	-	-	-
Rutgers	4	23	-	11	1	3	-	3
at Penn State	-	-	-	-	-	-	-	-
Wisconsin	-	-	-	-	-	-	-	-
at Illinois	-	-	-	-	-	-	-	-
Michigan State	-	-	-	-	-	-	-	-
Totals	52	227	2	17	3	0	-	3

2022*

Opponent	Rushing				Receiving			
	No.	Yds	TD	Lg	No.	Yds	TD	Lg
VMI	13	100	2	35	2	18	-	11
at Vanderbilt	11	44	-	8	1	2	1	2
Liberty	7	5	-	6	-	-	-	-
Clemson	10	27	-	8	-	-	-	-
at Florida State	20	64	1	14	1	17	-	17
Army	8	46	2	14	-	-	-	-
Boston College	7	29	-	15	-	-	-	-
at Louisville	9	38	-	21	1	2	-	2
at NC State	8	29	1	13	-	-	-	-
North Carolina	12	41	1	8	-	-	-	-
Syracuse	16	69	-	9	-	-	-	-
at Duke	7	24	-	9	-	-	-	-
Missouri					-DNP-			
Totals	128	516	7	35	5	39	1	17

2021*

Opponent	Rushing				Receiving			
	No.	Yds	TD	Lg	No.	Yds	TD	Lg
Old Dominion	8	37	-	16	1	4	-	4
Norfolk State	9	27	2	8	1	6	-	6
Florida State	15	56	-	15	-	-	-	-
at Virginia	12	54	-	9	-	-	-	-
Louisville	7	31	-	9	-	-	-	-
at Syracuse	5	14	-	5	-	-	-	-
at Army	5	23	1	18	-	-	-	-
Duke	10	75	-	48	-	-	-	-
at North Carolina	4	17	-	6	2	19	-	12
NC State	11	25	-	7	-	-	-	-
at Clemson	6	19	1	8	-	-	-	-
at Boston College	18	51	1	7	-	-	-	-
Pittsburgh	6	34	-	16	-	-	-	-
Rutgers	10	43	-	12	-	-	-	-
Totals	126	506	5	48	4	29	-	12

2020^

Opponent	Rushing				Receiving			
	No.	Yds	TD	Lg	No.	Yds	TD	Lg
at Minnesota	-	-	-	-	-DNP-			
Michigan State	-	-	-	-	-DNP-			
at Indiana	-	-	-	-	-DNP-			
Wisconsin	-	-	-	-	-	-	-	-
at Rutgers	-	-	-	-	-DNP-			
Penn State	-	-	-	-	-DNP-			
Maryland	-	-	-	-	-Canceled-			
at Ohio State	-	-	-	-	-Canceled-			
at Iowa	-	-	-	-	-Canceled-			
Totals	-	-	-	-	-	-	-	-

2019^

Opponent	Rushing				Receiving			
	No.	Yds	TD	Lg	No.	Yds	TD	Lg
Middle Tenn.	11	49	-	11	1	2	-	2
Army	3	20	-	11	-	-	-	-
at Wisconsin	6	17	-	6	1	4	-	4
Rutgers	11	48	1	10	1	6	-	6
Iowa	5	16	-	5	1	1	-	1
at Illinois	1	(-4)	-	-	-	-	-	-
at Penn State	-	-	-	-	-	-	-	-
Notre Dame	4	31	-	13	-	-	-	-
at Maryland	3	(-6)	-	3	-	-	-	-
Michigan State	-	-	-	-	-	-	-	-
at Indiana	-	-	-	-	-DNP-			
Ohio State	-	-	-	-	-DNP-			
Alabama	-	-	-	-	-DNP-			
Totals	44	171	1	13	4	13	-	6

2018^

Opponent	Rushing				Receiving			
	No.	Yds	TD	Lg	No.	Yds	TD	Lg
Notre Dame	-	-	-	-	-DNP-			
Western Mich.	-	-	-	-	-DNP-			
SMU	-	-	-	-	-DNP-			
Nebraska	10	55	-	19	-	-	-	-
at Northwestern	-	-	-	-	-DNP-			
at Maryland	-	-	-	-	-DNP-			
Wisconsin	3	8	-	10	-	-	-	-
at Michigan State	-	-	-	-	-DNP-			
Penn State	-	-	-	-	-DNP-			
at Rutgers	-	-	-	-	-DNP-			
Indiana	-	-	-	-	-DNP-			
at Ohio State	-	-	-	-	-DNP-			
Florida	7	32	-	8	1	16	-	16
Totals	20	95	-	19	1	16	-	16



KAIDEN TURNER

LB || 6-2 || 230 || R-FRESHMAN

FAYETTEVILLE, ARKANSAS

14

CAREER NOTES & RECORDS

Redshirted in 2022 season while making four appearances ... made collegiate debut against Penn State (11/5/22) ... earned first career start against Purdue (11/26/22).

2023 SEASON

Season: Appeared in five games.

at Maryland (9/30): Made first appearance of the season on defense and special teams. at Michigan (10/14): Lone stop came on special teams.

K. TURNER'S CAREER STATS

	GP/GS	Solo	Ast	Ttl	TFL	Sacks	FF	FR-Yds	Int-Yds	QBH	PBU
2022	4/1	8	7	15	0.5-0	-	-	-	-	-	-
2023	5/-	1	-	1	-	-	-	-	-	-	-
Totals	9/1	9	7	16	0.5-0	-	-	-	-	-	-

K. TURNER'S CAREER GAME-BY-GAME

2023	Opponent	Solo	Ast	Total	TFL	Sacks	FF	FR-Yds	Int-Yds	QBH	PBU
	Ohio State	-	-	-	-	-DNP-	-	-	-	-	-
	Indiana State	-	-	-	-	-DNP-	-	-	-	-	-
	vs. Louisville	-	-	-	-	-DNP-	-	-	-	-	-
	Akron	-	-	-	-	-DNP-	-	-	-	-	-
	at Maryland	-	-	-	-	-	-	-	-	-	-
	at Michigan	1	-	1	-	-	-	-	-	-	-
	Rutgers	-	-	-	-	-DNP (Injury)-	-	-	-	-	-
	at Penn State	-	-	-	-	-DNP (Injury)-	-	-	-	-	-
	Wisconsin	-	-	-	-	-	-	-	-	-	-
	at Illinois	-	-	-	-	-	-	-	-	-	-
	Michigan State	-	-	-	-	-	-	-	-	-	-
Totals		1	-	1	-	-	-	-	-	-	-

2022	Opponent	Solo	Ast	Total	TFL	Sacks	FF	FR-Yds	Int-Yds	QBH	PBU
	Illinois	-	-	-	-	-DNP-	-	-	-	-	-
	Idaho	-	-	-	-	-DNP-	-	-	-	-	-
	Western Ky.	-	-	-	-	-DNP-	-	-	-	-	-
	at Cincinnati	-	-	-	-	-DNP-	-	-	-	-	-
	at Nebraska	-	-	-	-	-DNP-	-	-	-	-	-
	Michigan	-	-	-	-	-DNP-	-	-	-	-	-
	Maryland	-	-	-	-	-DNP-	-	-	-	-	-
	at Rutgers	-	-	-	-	-DNP-	-	-	-	-	-
	Penn State	1	1	2	0.5-0	-	-	-	-	-	-
	at Ohio State	-	3	3	-	-	-	-	-	-	-
	at Michigan St.	-	1	1	-	-	-	-	-	-	-
	Purdue	7	2	9	-	-	-	-	-	-	-
Totals		8	7	15	0.5-0	-	-	-	-	-	-



ANDREW TURVY

OLB || 6-2 || 250 || R-SOPHOMORE

CARMEL, INDIANA

45

CAREER NOTES & RECORDS

Redshirted in 2021 season and appeared in five games in 2022 ... made collegiate debut against Idaho (9/10/22).

2023 SEASON

Season: Appeared in six games.

Indiana State (9/8): Made season debut on special teams.

TURVY'S CAREER STATS

	GP/GS	Solo	Ast	Ttl	TFL	Sacks	FF	FR-Yds	Int-Yds	QBH	PBU
2021		-	-	-	-	-DNP (Redshirt)-	-	-	-	-	-
2022	5/-	-	-	-	-	-	-	-	-	-	-
2023	6/-	-	-	-	-	-	-	-	-	-	-
Totals	11/-	-	-	-	-	-	-	-	-	-	-



TREY WALKER

TE || 6-5 || 255 || R-SENIOR

WINNETKA, ILLINOIS

45

CAREER NOTES & RECORDS

Redshirted in 2019 season ... walk-on, joined the program during the season ... did not see any game action in 2020 ... made his collegiate debut against Idaho (9/11/21) ... saw time mainly on special teams ... made debut on offense against Idaho (9/10/22).

2023 SEASON

Season: Appeared in ten games with six starts ... made first career start against Akron (9/23) ... one of 18 Hoosiers to make first career start.

Akron (9/23): Made first career reception as part of a two-catch day for 32 yards ... long catch went for 20 yards and set up Christina Turner's touchdown run in the first quarter. at Maryland (9/30): Racked up three catches for 14 yards. Wisconsin (11/4): Posted two catches for 11 yards. at Illinois (11/11): Charted one catch for 15 yards. Michigan State (11/18): Logged two catches for nine yards ... caught first career touchdown on an 8-yard reception in the fourth quarter.

WALKER'S CAREER STATS - RECEIVING

	GP/GS	Rec	Yds	YPR	YPG	TD	Long	High
2019		-	-	-	-	-	-	-
2020		-	-	-	-	-	-	-
2021	2/-	-	-	-	-	-	-	-
2022	5/-	-	-	-	-	-	-	-
2023	10/6	10	81	8.1	8.1	1	20-AKR	32-AKR
Totals	17/6	10	81	8.1	4.8	1	20-AKR	32-AKR

WALKER'S CAREER GAME-BY-GAME

2023	Opponent	No.	Yds	TD	Lg
	Ohio State	-	-	-	-
	Indiana State	-	-	-	-
	vs. Louisville	-	-	-	-
	Akron	2	32	-	20
	at Maryland	3	14	-	6
	at Michigan	-	-	-	-
	Rutgers	-	-	-	-
	at Penn State	-	-	-	-
	Wisconsin	2	11	-	6
	at Illinois	1	15	-	15
	Michigan State	2	9	1	8
Totals		10	81	1	20



JACKSON WASSERSTROM

WR || 6-0 || 170 || R-FRESHMAN

WESTFIELD, INDIANA

24

CAREER NOTES & RECORDS

Redshirted in 2022 season ... joined the program during the season and did not see any game action.

2023 SEASON

Season: Made collegiate debut against Indiana State (9/8) ... one of 14 Hoosiers to make collegiate debut.

Indiana State (9/8): Registered snaps on special teams in collegiate debut.

WASSERSTROM'S CAREER STATS - RECEIVING

	GP/GS	Rec	Yds	YPR	YPG	TD	Long	High
2023	1/-	-	-	-	-	-	-	-
Totals	1/-	-	-	-	-	-	-	-



SAM WEST

TE || 6-4 || 240 || FRESHMAN

GREENSBURG, INDIANA

88

2023 SEASON

Season: Appeared in one game ... made collegiate debut at Maryland (9/30) ... one of 14 Hoosiers to make collegiate debut ... one of seven true freshmen to debut in 2023.
at Maryland (9/30): Registered snaps on special teams in collegiate debut.

WEST'S CAREER STATS - RECEIVING

	GP/GS	Rec	Yds	YPR	YPG	TD	Long	High
2023	1/-	-	-	-	-	-	-	-
Totals	1/-	-	-	-	-	-	-	-



E.J. WILLIAMS JR.

WR || 6-3 || 200 || SENIOR

PHENIX CITY, ALABAMA

7

CAREER NOTES & RECORDS

Appeared in 33 games with six starts over three seasons at Clemson (2020-22) ... joined IU in the spring of 2023 ... caught first career touchdown versus Pittsburgh (11/28/20) ... caught five passes for 45 yards in the College Football Playoff semifinal against Ohio State (1/1/21).

2023 SEASON

Season: Appeared in seven games with two starts ... made first appearance as a Hoosier against No. 3/4 Ohio State (9/2) ... one of 21 transfer student-athletes to make Indiana debut in 2023.

Ohio State (9/2): Targeted four times in first appearance as a Hoosier ... hauled in one catch for 19 yards. **Indiana State (9/8):** Made one catch for ten yards. **at Penn State (10/28):** Had one catch for five yards. **Wisconsin (11/4):** Charted four catches for 48 yards ... all four catches went for first downs. **at Illinois (11/11):** Tallied four catches for 54 yards ... caught two-point conversion reception to tie the game with 28 seconds left in the fourth quarter. **Michigan State (11/18):** Had six receptions for 48 yards.

WILLIAMS' CAREER STATS - RECEIVING (* - at Clemson)

	GP/GS	Rec	Yds	YPR	YPG	TD	Long	High
2020*	12/4	24	306	12.8	25.5	2	38-CIT	80-ND
2021*	8/2	9	66	7.3	8.3	-	17-BC	30-BC
2022*	13/-	7	70	10.0	5.4	-	14-FUR	38-FUR
2023	7/2	17	184	10.8	26.3	-	27-ILL	54-ILL
IU	7/2	17	184	10.8	26.3	-	27-ILL	54-ILL
Totals	40/8	60	626	10.4	15.7	2	38-CIT	80-ND

WILLIAMS' CAREER GAME-BY-GAME (* - at Clemson)

2023	Receiving			
	Opponent	No.	Yds	TD
	Ohio State	1	19	- 19
	Indiana State	1	10	- 10
	vs. Louisville	-DNP (Injury)-		
	Akron	-DNP (Injury)-		
	at Maryland	-DNP (Injury)-		
	at Michigan	-DNP (Injury)-		
	Rutgers	-	-	-
	at Penn State	1	5	- 5
	Wisconsin	4	48	- 21
	at Illinois	4	54	- 27
	Michigan State	6	48	- 13
	Totals	17	184	- 27
2022*	Receiving			
	Opponent	No.	Yds	TD
	at Georgia Tech	1	8	- 8
	Furman	3	38	- 14
	Louisiana Tech	-	-	-
	at Wake Forest	1	12	- 12
	NC State	1	3	- 3
	at Boston College	-	-	-
	at Florida State	-	-	-
	Syracuse	-	-	-
	at Notre Dame	-	-	-
	Louisville	1	9	- 9
	Miami (FL)	-	-	-
	South Carolina	-	-	-
	North Carolina	-	-	-
	Tennessee	-DNP-		
	Totals	7	70	- 14
2021*	Receiving			
	Opponent	No.	Yds	TD

Opponent	No.	Yds	TD	Lg
Georgia	1	0	- 0	
SC State	1	10	- 10	
Georgia Tech	-	-	- -	
at NC State	-	-	- -	
Boston College	3	30	- 17	
at Syracuse	-DNP-			
at Pittsburgh	-DNP-			
Florida State	2	8	- 10	
at Louisville	1	7	- 7	
UConn	1	11	- 11	
Wake Forest	-DNP-			
at South Carolina	-DNP-			
Iowa State	-DNP-			
Totals	9	66	- 17	
2020*	Receiving			
	Opponent	No.	Yds	TD
	at Wake Forest	1	6	- 6
	The Citadel	3	58	- 38
	Virginia	-	-	-
	Miami (FL)	1	(-4)	-
	at Georgia Tech	2	29	- 16
	Syracuse	2	22	- 21
	Boston College	2	24	- 15
	at Notre Dame	1	8	- 8
	Pittsburgh	3	38	1 32
	at Virginia Tech	-	-	-
	Notre Dame	4	80	1 33
	Ohio State	5	45	- 13
Totals	24	306	2 38	



SEAN WRACHER

LS || 6-4 || 225 || SENIOR+

AKRON, OHIO

95

CAREER NOTES & RECORDS

Appeared in all 56 career games since arriving on campus ... served as the primary long snapper in every game of his career ... has three career tackles ... two came in 2021 ... one came in 2023, at Maryland (9/30/23) ... tabbed honorable mention All-America by Rubio Long Snapping in 2022 ... Earned fourth-team All-Big Ten from Phil Steele in 2022.

2023 SEASON

Season: Started at long snapper in all 11 games.

Awards: Named semifinalist for the Patrick Mannelly Award, which is awarded to the nation's best long snapper.

Ohio State (9/2): Snapped for James Evans who averaged 54.2 yards per punt on six boots to rank No. 3 on Indiana's single game punting average chart. **Louisville (9/16):** Made his third career tackle. **Akron (9/23):** Snapped for Chris Freeman who totaled nine points on two made field goals and three extra points. **at Penn State (10/28):** Snapped for James Evans who averaged 57.5 yards per punt on four punts ... each punt went over 50 yards with a long of 64. **Wisconsin (11/4):** Snapped for Chris Freeman who totaled eight points ... including a 50-yard field goal with 1:10 left in the game to push Indiana's lead to 20-14. **Michigan State (11/18):** Snapped for James Evans who averaged 46.8 yards per punt on five boots ... helped Evans convert on a long kick of 58 yards.

THE LAST TIME...

PASSING

An Individual Attempted 40 Passes:

IU: at Rutgers, Connor Bazalak (42), 10/22/22
Opp: Wisconsin, Braedyn Locke (41), 11/4/23

An Individual Attempted 50 Passes:

IU: at Cincinnati, Connor Bazalak (66), 9/24/22
Opp: at Virginia, K. Benkert (66), 9/9/17

An Individual Attempted 60 Passes:

IU: at Cincinnati, Connor Bazalak (66), 9/24/22
Opp: at Virginia, K. Benkert (66), 9/9/17

An Individual Completed 25 Passes:

IU: Maryland, Connor Bazalak (29), 10/15/22
Opp: Michigan State, Katin Houser (25), 11/18/23

An Individual Completed 30 Passes:

IU: at Cincinnati, Connor Bazalak (31), 9/24/22
Opp: Western Kentucky, Austin Reed (33), 9/17/22

An Individual Passed For 300 Yards:

IU: Western Kentucky, Connor Bazalak (364), 9/17/22
Opp: at Illinois, John Paddock (507), 11/11/23

An Individual Passed For 400 Yards:

IU: at Ohio State, Michael Penix Jr. (491), 11/21/20
Opp: at Illinois, John Paddock (507), 11/11/23

An Individual Passed For 300 Yards In Consecutive Games:

IU: Michael Penix Jr., 2020
vs. Michigan (342), 11/7/20; at Michigan State (320), 11/14/20;
at Ohio State (491), 11/14/20

An Individual Passed For 300 Yards In Three Straight Games:

IU: Michael Penix Jr., 2020
vs. Michigan (342), 11/7/20; at Michigan State (320), 11/14/20;
at Ohio State (491), 11/14/20

An Individual Threw Four Touchdown Passes:

IU: at Ohio State, Michael Penix Jr. (5), 11/21/20
Opp: at Illinois, John Paddock (4), 11/11/23

An Individual Threw Five Touchdown Passes:

IU: at Ohio State, Michael Penix Jr. (5), 11/21/20
Opp: at Maryland, Taulia Tagovailoa (5), 9/30/23

An Individual Threw Six Touchdown Passes:

IU: Purdue, Tre Roberson (6), 11/30/13
Opp: Iowa, Nate Stanley (6), 10/13/18

A Team Had 10 or Fewer Passing Attempts:

IU: at Michigan State (7), 11/19/22
Opp: Charleston Southern (10), 10/7/17

A Team Had Five Or Fewer Completions:

IU: at Michigan State (2), 11/19/22
Opp: Rutgers (5), 10/21/23

A Team Had Zero Completions:

Opp: Charleston Southern (0), 10/7/17

A Team Had Zero Yards Passing:

Opp: Charleston Southern (0), 10/7/17

A Team Had Fewer Than 50 Yards Passing:

IU: at Michigan State (31), 11/19/22
Opp: Rutgers (39), 10/21/23

A Team Had Fewer Than 100 Yards Passing:

IU: Ohio State (82), 9/2/23
Opp: Rutgers (39), 10/21/23

RUSHING

An Individual Attempted 40 Rushes:

IU: at Penn State, BenJarvus Green-Ellis (42), 11/15/03
Opp: Michigan State, Javon Ringer (44), 9/27/08

An Individual Attempted 50 Rushes:

IU: at Wisconsin, Anthony Thompson (52), 11/11/89
Opp: Michigan State, Lorenzo White (56), 11/14/87

An Individual Rushed For 100 Yards:

IU: at Michigan State, Shaun Shivers (115), 11/19/22
Opp: at Illinois, Reggie Love III (140), 11/11/23

An Individual Rushed For 150 Yards:

IU: Idaho, Shaun Shivers (155), 9/10/22
Opp: Illinois, Chase Brown (199), 9/2/22

An Individual Rushed For 200 Yards:

IU: Virginia, Stevie Scott III (204), 9/8/18
Opp: Maryland, Anthony McFarland (210), 11/10/18

An Individual Rushed For 300 Yards:

IU: at Rutgers, Tevin Coleman (307), 11/15/14
Opp: Penn State, Larry Johnson (327), 11/16/02

Two Or More Players Had 100 Yards Rushing In Same Game:

IU: Rutgers, Morgan Ellison (149) & Cole Gest (104), 11/18/17
Opp: Rutgers, Gavin Wimsatt (143) & Kyle Monagngai (109), 10/21/23

A Team Rushed For Over 300 Yards:

IU: Maryland (414), 10/29/16
Opp: at Ohio State (340), 11/12/22

A Team Rushed For Over 400 Yards:

IU: Maryland (414), 10/29/16
Opp: at Wisconsin (554), 11/16/13

A Team Rushed For Over 450 Yards:

IU: Indiana State (455), 8/30/14
Opp: at Wisconsin (554), 11/16/13

A Team Was Held To Under 50 Yards Rushing:

IU: Maryland (36), 10/15/22
Opp: at Cincinnati (40), 9/24/22

A Team Was Held To Under 100 Yards Rushing:

IU: Wisconsin (75), 11/4/23
Opp: Michigan State (88), 11/18/23

An Individual Scored On A Run Of 60 Yards:

IU: at Michigan State, Shaun Shivers (79), 11/19/22
Opp: Rutgers, Gavin Wimsatt (80), 10/21/23

An Individual Scored On A Run Of 70 Yards:

IU: at Michigan State, Shaun Shivers (79), 11/19/22
Opp: Rutgers, Gavin Wimsatt (80), 10/21/23

An Individual Scored On A Run Of 80 Yards:

IU: at Ohio State, Tevin Coleman (90), 11/22/14
Opp: Rutgers, Gavin Wimsatt (80), 10/21/23

An Individual Ran For Three Touchdowns:

IU: Maryland, Stevie Scott III (3), 11/28/20
Opp: Rutgers, Gavin Wimsatt (3), 10/21/23

An Individual Had Back-To-Back 100-Yard Rushing Games:

IU: Stevie Scott III, 2019
Rutgers (164), 10/12/19; at Maryland (108), 10/19/19

An Individual Had Back-To-Back 150-Yard Rushing Games:

IU: Jordan Howard, 2015
Iowa (174), 11/7/15; Michigan (238), 11/14/15

An Individual Had Back-To-Back 200-Yard Rushing Games:

IU: Tevin Coleman, 2014
at Rutgers (307), 11/15/14; at Ohio State (228), 11/22/14

RECEIVING

An Individual Caught 10-Or-More Passes:

IU: at Illinois, Donaven McCulley (11), 11/11/23
Opp: Michigan, Ronnie Bell (11), 10/8/22

Two Individuals Caught 10-Or-More Passes:

IU: at Maryland, 10/28/17
Whop Philyor (13), Luke Timian (13) & Simmie Cobbs (10)

Three Individuals Caught 10-Or-More Passes:

IU: at Maryland, 10/28/17
Whop Philyor (13), Luke Timian (13) & Simmie Cobbs (10)

An Individual Caught 10-Or-More Passes In Consecutive Games:

IU: Whop Philyor, 2019
at Michigan State (14), 9/28/19; vs. Rutgers (10), 10/12/19

An Individual Had 100 Yards Receiving In A Game:

IU: at Illinois, Donaven McCulley (137), 11/11/23
Opp: Michigan State, Maliq Carr (117), 11/18/23

Two Individuals Had 100 Yards Receiving In A Game:

IU: Illinois, 9/2/22
Cam Camper (156) & D.J. Matthews Jr. (109)
Opp: at Illinois, 11/11/23
Isaiah Williams (200) & Pat Bryant (131)

An Individual Had 150 Yards Receiving In A Game:

IU: Illinois, Cam Camper (156), 9/2/22
Opp: at Illinois, Isaiah Williams (200), 11/11/23

An Individual Had 200 Yards Receiving In A Game:

IU: at Ohio State, Ty Fryfogle (218), 11/21/20
Opp: at Illinois, Isaiah Williams (200), 11/11/23

An Individual Had Back-To-Back 100-Yard Receiving Games:

IU: Ty Fryfogle, 2020
vs. Michigan (142), 11/7/20; at Michigan State (200), 11/14/20;
at Ohio State (218), 11/21/20

An Individual Had Three Straight 100-Yard Receiving Games:

IU: Ty Fryfogle, 2020
vs. Michigan (142), 11/7/20; at Michigan State (200), 11/14/20;
at Ohio State (218), 11/21/20

An Individual Had Back-To-Back 200-Yard Receiving Games:

IU: Ty Fryfogle, 2020
at Michigan State (200), 11/14/20; at Ohio State (218), 11/21/20

An Individual Scored On A 60-Yard Reception:

IU: at Penn State, Donaven McCulley (69), 10/28/23
Opp: vs. Louisville, Jamari Thrash (85), 9/16/23

An Individual Scored On A 70-Yard Reception:

IU: at Penn State, DeQuece Carter (90), 10/28/23
Opp: vs. Louisville, Jamari Thrash (85), 9/16/23

An Individual Scored On An 80-Yard Reception:

IU: at Penn State, DeQuece Carter (90), 10/28/23
Opp: vs. Louisville, Jamari Thrash (85), 9/16/23

An Individual Scored On A 90-Yard Reception:

IU: at Penn State, DeQuece Carter (90), 10/28/23
Opp: --

An Individual Caught Two Touchdown Passes:

IU: at Illinois, Donaven McCulley (2), 11/11/23
Opp: Michigan State, Maliq Carr (2), 11/18/23

An Individual Caught Three Touchdown Passes:

IU: at Ohio State, Ty Fryfogle (3), 11/21/20
Opp: at Maryland, Tai Felton (3), 9/30/23

An Individual Caught Four Touchdown Passes:

IU: Michigan State, James Hardy (4), 10/28/06
Opp: Michigan, Jehu Chesson (4), 11/14/15

YARDS

A Team Gained 500 Yards Total Offense:
IU: **Indiana State (558), 9/8/23**
Opp: **at Illinois (662), 11/11/23**

A Team Gained 600 Yards Total Offense:
IU: Maryland (650), 10/29/16
Opp: **at Illinois (662), 11/11/23**

A Team Gained Less Than 200 Yards Total Offense:
IU: **Ohio State (153), 9/2/23**
Opp: **Indiana State (93), 9/8/23**

An Individual Gained 400 Yards Total Offense:
IU: at Ohio State, Michael Penix Jr. (491), 11/21/20
Opp: **at Illinois, John Paddock (499), 11/11/23**

SCORING

An Individual Scored Three Touchdowns:
IU: Maryland, Stevie Scott III (3), 11/28/20
Opp: **Rutgers, Gavin Wimsatt (3), 10/21/23**

An Individual Scored Four Touchdowns:
IU: Michigan State, James Hardy (4), 10/28/06
Opp: Michigan, Jehu Chesson (4), 11/14/15

An Individual Accounted For Six Touchdowns:
IU: Purdue, Tre Roberson (6 pass), 11/30/13
Opp: **at Maryland, Taulia Tagovailoa (5 pass; 1 rush), 9/30/23**

An Individual Had Rushing & Receiving Touchdown In Same Game:
IU: Maryland, Josh Henderson, 10/15/22
(1 rush, 1 receiving)
Opp: Ohio State, TreVeyon Henderson, 10/23/21
(2 rush, 1 receiving)

An Individual Scored On A Two-Point Conversion:
IU: **at Illinois, 11/11/23**
E.J. Williams Jr. pass from Brendan Sorsby (4th Quarter)
Opp: Cincinnati, 9/18/21
Leonard Taylor pass from Desmond Ridder

A Team Recorded A Safety:
IU: Idaho, Team, 9/10/22
Opp: **at Penn State, Team, 10/28/23**

A Team Recorded A Shutout:
IU: at Michigan State (24-0), 11/14/20
Opp: at Penn State (24-0), 10/2/21

A Team Scored 28 Points In A Quarter:
IU: Rutgers (28 - 3rd quarter), 10/17/15
Opp: at Cincinnati (28 - 2nd quarter), 9/24/22

A Team Scored 30 Points In A Half:
IU: Idaho (35 - 2nd half), 9/10/22
Opp: **at Michigan (31 - 2nd half), 10/14/23**

A Team Scored 40 Points In A Half:
IU: Indiana State (45 - 1st half), 8/29/13
Opp: Ohio State (44 - 1st half), 10/23/21

FIELD GOALS

An Individual Kicked Three Field Goals:
IU: Western Kentucky, Charles Campbell (4), 9/17/22
Opp: **at Illinois, Caleb Griffin (3), 11/11/23**

An Individual Made Four Field Goals:
IU: Western Kentucky, Charles Campbell (4), 9/17/22
Opp: vs. Tennessee, Brent Cimaglia (4), 1/2/20

An Individual Made a 50-Yard Field Goal:
IU: **Wisconsin, Chris Freeman (50), 11/4/23**
Opp: **at Penn State, Alex Felkins (50), 10/28/23**

DEFENSE

An Individual Made 10 Tackles:
IU: **Michigan State, Aaron Casey (12) & Louis Moore (12), 11/18/23**
Opp: **Michigan State, Angelo Grose (10), 11/18/23**

An Individual Made 15 Tackles:
IU: Wisconsin, Chase Dutra (15), 11/4/17
Opp: at Cincinnati, Ivan Pace Jr. (15), 9/24/22

An Individual Made 20 Tackles:
IU: at Michigan State, Austin Thomas (22), 10/13/07
Opp: at Wisconsin, Nick Greisen (20), 10/6/01

An Individual Had Three Straight Double-Digit Tackle Games:
IU: Cam Jones, 2022
Western Kentucky (13), 9/17/22; at Cincinnati (11), 9/24/22; at Nebraska (11), 10/1/22

An Individual Had Two Fumble Recoveries:
IU: **Wisconsin, Josh Sanguinetti (2), 11/4/23**

An Individual Had Two Forced Fumbles:
IU: Maryland, Aaron Casey (2), 10/15/16

An Individual Had Two Interceptions:
IU: **Akron, Louis Moore (2), 9/23/23**
Opp: at Iowa, Riley Moss (2), 9/11/21

An Individual Had Three Interceptions:
IU: at Michigan, Greg Yeldell (3), 10/24/98
Opp: Iowa, Grant Steen (3), 10/19/02

An Individual Recorded 2.0 Sacks
IU: **Wisconsin, Aaron Casey (2.0), 11/4/23**
Opp: **at Michigan, Jaylen Harrell (2.0), 10/14/23**

An Individual Recorded 3.0 Sacks
IU: at Penn State, Tegray Scales (3.0), 9/30/17
Opp: Penn State, Shaka Toney (4.0), 10/20/18

An Individual Recorded 4.0 Sacks
IU: Central Michigan, Matt Mayberry (4.0), 11/1/08
Opp: Penn State, Shaka Toney (4.0), 10/20/18

An Individual Scored On An Interception Return:
IU: **Akron, Louis Moore (22), 9/23/23**
Opp: at Rutgers, Christian Braswell (12), 10/22/22

An Individual Scored On A Fumble Return:
IU: Rutgers, Reakwon Jones (17), 10/12/19
Opp: **Indiana State, Maddix Blackwell (75), 9/8/23**

An Individual Had an Interception and Fumble Recovery:
IU: Western Kentucky, Myles Jackson, 9/17/22

SPECIAL TEAMS

An Individual Scored On A Punt Return:
IU: Idaho, D.J. Matthews Jr. (81), 9/11/21
Opp: at Maryland, D. Savage (16, blocked), 10/28/17

An Individual Scored On A Kickoff Return:
IU: at Michigan State, Jaylin Lucas (88), 11/19/22
Opp: Cincinnati, Tre Tucker (99), 9/18/21

An Individual Blocked A Punt:
IU: at Maryland, Miles Marshall, 10/30/21
Opp: **Rutgers, Eric Rogers, 10/21/23**

An Individual Blocked A Field Goal:
IU: **at Maryland, Marcus Burris Jr., 9/30/23**
Opp: **Michigan State, Simeon Barrow, 11/18/23**

An Individual Blocked An Extra Point:
IU: Penn State, Brandon Wilson, 10/20/18
Opp: **at Illinois, Jer'Zhan Newton, 11/11/23**

A Team Blocked Two Punts in the Same Game:
IU: Idaho, 9/11/21

A Team Scored on a Punt Return & Blocked Punt Return in Same Game:
IU: Idaho, 9/11/21
D.J. Matthews Jr. 81-yard punt return; Javon Swinton 4-yard blocked punt return

A Team Scored On A Punt & Interception Return In The Same Game:
IU: Western Michigan, 9/2/06
Chris Phillips 66-yard interception return; Tracy Porter 86-yard punt return

A Team Scored On A Punt & Fumble Return In The Same Game:
IU: Georgia Southern, 9/23/17
Andre Brown Jr. 22-yard fumble return; J-Shun Harris II 70-yard punt return

A Team Recovered an On-side Kick
IU: **vs. Louisville, 9/16/23**
Opp: **Akron, 9/23/23**

MISCELLANEOUS

Beat a Ranked Opponent: at No. 16 Wisconsin, 12/5/20
Indiana 14, Wisconsin 6

Beat a Ranked Opponent On The Road: at No. 16 Wisconsin, 12/5/20
Indiana 14, Wisconsin 6

Beat a Top 10 Opponent: No. 8 Penn State, 10/24/20
Indiana 36, Penn State 35 (OT)

Overcame 17-or-more Point Deficit To Win: 11/19/22 at Michigan State
Michigan State led 24-7 at halftime before Indiana went on a 32-7 run for a 39-31 double overtime victory

Scored On Game's First Offensive Play: Rutgers, 10/12/19
Reakwon Jones 17-yard fumble return

SCORING DRIVES

Plays	Yds	Time	Result	Qtr.	Scoring Play
OHIO STATE (1)					
8	43	4:03	FG	2	Freeman 42-yard field goal
INDIANA STATE (7)					
4	73	1:18	TD	1	Lucas 25-yard rush (Freeman kick)
6	81	2:17	TD	1	Lucas 25-yard rush (Freeman kick)
9	71	4:38	TD	1	T. Jackson 10-yard rush (Freeman kick)
10	42	1:39	FG	2	Freeman 28-yard field goal
13	93	6:03	TD	3	C. Turner 1-yard rush (Radicic kick)
7	45	4:03	TD	4	Henderson 3-yard rush (Radicic kick)
15	74	7:07	TD	4	Radicic 21-yard field goal
vs. Louisville (2)					
3	54	1:14	TD	3	Lucas 30-yard pass from T. Jackson (Freeman kick)
13	97	7:27	TD	3	Henderson 2-yard rush (Freeman kick)
AKRON (5)					
6	80	3:29	TD	1	C. Turner 6-yard rush (Freeman kick)
--	--	--	TD	3	Moore 22-yard interception return (Freeman kick)
11	72	5:08	FG	4	Freeman 19-yard field goal
3	25	--	TD	OT	Camper 12-yard pass from T. Jackson (Freeman kick)
4	4	--	FG	2OT	Freeman 39-yard field goal
--	--	--	2PT	4OT	D. Carter from T. Jackson
at Maryland (3)					
8	32	4:31	FG	1	Freeman 25-yard field goal
7	47	3:30	TD	4	Do. McCulley 11-yard pass from Sorsby (Freeman kick)
13	75	6:29	TD	4	Coby 16-yard pass from Sorsby (Freeman kick)
at Michigan (1)					
7	77	2:51	TD	1	J. Lucas 44-yard pass from Do. McCulley (Freeman kick)
RUTGERS (2)					
9	75	3:32	TD	1	Cooper Jr. 35-yard pass from Sorsby (Freeman kick)
4	59	1:25	TD	2	Sorsby 4-yard rush (Freeman kick)
at Penn State (4)					
1	90	0:12	TD	1	D. Carter 90-yard pass from Sorsby (Freeman kick)
1	69	0:09	TD	2	Do. McCulley 69-yard pass from Sorsby (Freeman kick)
12	80	5:20	TD	4	Cooper Jr. 26-yard pass from Sorsby (Freeman kick)
4	4	2:04	FG	4	Freeman 35-yard field goal

Plays	Yds	Time	Result	Qtr.	Scoring Play
WISCONSIN (4)					
9	66	4:53	TD	1	Sorsby 8-yard rush (Freeman kick)
9	33	3:12	FG	2	Freeman 27-yard field goal
9	71	3:24	TD	2	Do. McCulley 7-yard pass from Sorsby (Freeman kick)
8	36	2:57	FG	4	Freeman 50-yard field goal
at Illinois (7)					
9	32	3:40	TD	1	Howland 1-yard rush (Freeman kick)
7	74	3:41	TD	2	Do. McCulley 6-yard pass from Sorsby (Freeman kick)
6	69	2:52	TD	2	Do. McCulley 6-yard pass from Sorsby (Freeman kick)
4	52	2:01	TD	2	Sorsby 18-yard rush (Freeman kick blocked)
6	52	2:17	TD	4	Sorsby 5-yard rush (Freeman kick)
6	85	1:09	TD	4	D. Carter 26-yard pass from Sorsby (E.J. Williams pass from Sorsby successful)
4	2	--	FG	OT	Freeman 41-yard field goal
MICHIGAN STATE (3)					
11	88	4:16	TD	2	Howland 4-yard rush (Freeman kick)
8	75	4:06	TD	3	Bomba 3-yard pass from Sorsby (Freeman kick)
11	75	5:20	TD	4	Walker 8-yard pass from Sorsby (Freeman kick)

SCORING BREAKDOWN

INDIANA DRIVES

Scoring Drives: 39 scoring drives (29 TD, 9 FG, 1 2PT)
Special Teams/Defense: Moore 22-yard interception return - Akron, 9/23.

LONGEST SCORING DRIVES BY:

Plays:	15	INDIANA STATE (9/8)
	13 (3x)	Last: at Maryland (9/30)
	12	at Penn State (10/28)
Yards:	97	vs. Louisville (9/16)
	93	INDIANA STATE (9/8)
	90	at Penn State (10/28)
Time:	7:27	vs. Louisville (9/16)
	7:07	INDIANA STATE (9/8)
	6:29	at Maryland (9/30)

OPPONENT DRIVES

Scoring Drives: 52 scoring drives (39 TD, 13 FG)
Special Teams/Defense: Blackwell 75-yard fumble return - Indiana State, 9/8; Rogers 17-yard blocked punt return - Rutgers, 10/21; Safety - at Penn State, 10/28.

LONGEST SCORING DRIVES BY:

Plays:	15	RUTGERS (10/21)
	14 (2x)	Last: at Illinois (11/11)
	13	vs. Louisville (9/16)
Yards:	92	at Illinois (11/11)
	88	OHIO STATE (9/2)
	87	at Michigan (10/14)
Time:	8:09	RUTGERS (10/21)
	7:21	at Illinois (11/11)
	6:26	vs. Louisville (9/16)

INDIANA GAME-BY-GAME

	OSU	ISU	vs. UL	AKRON	at UMD	at MICH	RUT	at PSU	WIS	at ILL	MSU	at PUR
First Downs	10	33	19	15	20	15	18	14	20	29	23	
Rushing	3	12	3	2	9	9	11	4	6	10	14	
Passing	5	18	13	11	11	6	5	9	11	12	8	
Penalty	2	3	3	2	--	--	2	1	3	7	1	
Net Yards Rushing	71	214	58	92	116	92	153	80	75	162	205	
Rushing Attempts	33	42	27	34	37	33	29	34	41	43	46	
Average Per Rush	2.2	5.1	2.1	2.7	3.1	2.8	5.3	2.4	1.8	3.8	4.2	
Rushing Touchdowns	--	5	1	1	--	--	1	--	1	3	1	
Yards Gained	89	223	79	121	144	128	156	122	118	203	238	
Yards Lost	18	9	21	29	28	36	3	42	43	41	33	
Net Yards Passing	82	344	299	190	205	140	126	269	186	289	197	
Completions	9	27	24	11	25	14	15	13	19	22	19	
Attempts	21	37	34	26	41	29	31	19	31	33	34	
Interceptions	--	--	1	1	1	2	--	1	--	1	--	
Yards Per Attempt	3.9	9.3	8.8	7.3	5.0	4.8	4.1	14.2	6.0	8.8	5.8	
Yards Per Completion	9.1	12.7	12.5	17.3	8.2	10.0	8.4	20.7	9.8	13.1	10.4	
Passing Touchdowns	--	--	1	1	2	1	1	3	1	3	2	
Total Offensive Yards	153	558	357	282	321	232	279	349	261	451	402	
Plays	54	79	61	60	78	62	60	53	72	76	79	
Yards Per Play	2.8	7.1	5.9	4.7	4.1	3.7	6.4	6.6	3.6	5.9	5.1	
Fumbles-Lost	--	2-1	2-0	1-1	1-0	3-2	1-1	3-1	2-0	1-1	2-1	
Penalties-Yards	8-75	7-60	4-20	5-50	4-30	5-47	5-55	5-35	2-30	7-80	5-55	
Punts-Yards	6-325	2-102	5-196	7-313	5-183	4-167	5-215	4-230	6-266	5-150	5-234	
Yards Per Punt	54.2	51.0	39.2	44.7	36.6	41.8	43.0	57.5	44.3	37.5	46.8	
Net Yards Per Punt	48.5	41.0	37.4	39.1	29.0	32.5	35.0	55.2	39.5	36.5	46.6	
Inside 20	1	--	2	1	1	1	1	1	3	1	1	
50+ Yard Kicks	4	1	1	3	--	2	2	4	1	--	2	
Touchbacks	1	1	--	2	--	--	2	--	--	--	--	
Fair Catch	2	--	3	2	1	1	2	1	1	2	1	
Kickoffs-Yards	2-127	8-449	2-130	4-253	4-260	2-108	3-193	5-258	5-325	7-428	5-255	
Yards Per Kickoff	63.5	56.1	65.0	63.2	65.0	54.0	64.3	51.6	65.0	61.1	63.8	
Net Yards Per Kickoff	39.5	44.6	40.0	43.2	40	36.0	40	33.6	40.0	42.4	41.8	
Touchbacks	1	3	2	1	4	--	2	1	5	3	2	
Fair Catch Yards	--	34	--	--	--	--	23	4	--	10	--	
Punt Returns	2	2	--	1	2	--	1	2	--	--	1	
Yards	51	(-17)	--	--	(-8)	--	(-3)	(-6)	--	--	15	
Touchdowns	--	--	--	--	--	--	--	--	--	--	--	
Yards Per Return	25.5	(-8.5)	--	--	--	--	(-3.0)	(-3.0)	--	--	15.0	
Kickoff Returns	3	2	--	3	2	3	2	--	3	4	1	
Yards	38	39	--	39	79	50	20	--	64	108	26	
Touchdowns	--	--	--	--	--	--	--	--	--	--	--	
Yards Per Return	12.7	19.5	--	13.0	39.5	16.7	10.0	--	21.3	27.0	26.0	
Interceptions	1	1	1	3	--	--	--	1	--	1	1	
Yards	11	--	--	66	--	--	--	7	--	--	--	
Touchdowns	--	--	--	1	--	--	--	--	--	--	--	
Fumble Recoveries	--	--	--	--	--	--	--	--	2	1	--	
Returns-Yards	--	--	--	--	--	--	--	--	26	--	--	
Touchdowns	--	--	--	--	--	--	--	--	--	--	--	
Miscellaneous Yards	--	--	--	--	36	--	--	--	--	--	--	
Possession Times	28:05	36:49	31:12	25:36	38:04	27:13	22:22	24:35	33:25	29:51	28:56	
1st Quarter	7:22	8:32	10:18	6:43	8:35	9:44	6:51	4:08	10:49	9:12	4:28	
2nd Quarter	7:26	8:31	5:51	6:43	12:16	4:21	3:56	4:27	10:07	7:22	6:36	
3rd Quarter	4:52	8:15	10:14	3:06	7:14	6:55	5:25	7:44	5:25	7:34	8:50	
4th Quarter	8:25	11:31	4:49	9:04	9:59	6:13	6:10	8:16	7:05	5:43	9:02	
3rd-Down Conversions	5-of-15	13-of-16	5-of-13	3-of-14	5-of-17	6-of-15	2-of-11	3-of-11	6-of-16	7-of-13	8-of-17	
4th-Down Conversions	1-of-3	--	0-of-2	0-of-2	3-of-6	1-of-3	1-of-3	1-of-2	1-of-1	0-of-1	2-of-3	
Red Zone Scoring	--	5-5	1-2	3-4	3-4	0-1	1-2	1-2	3-3	5-5	3-3	
Touchdowns	--	3	1	2	2	--	1	--	2	5	3	
Field Goals	--	2	--	1	1	--	--	1	1	--	--	
Sacks By-Yards	--	4-16	2-13	2-12	--	4-23	1-6	2-23	2-17	1-8	--	
PAT Kicks	--	5-5	2-2	3-3	2-2	1-1	2-2	3-3	2-2	4-5	3-3	
Field Goals	1-1	2-2	--	2-2	1-1	--	--	1-2	2-3	1-1	0-2	
Total Points	3	41	14	29	17	7	14	24	20	45	21	
Touchdowns Rushing	--	5	1	1	--	--	1	--	1	3	1	
Touchdowns Passing	--	--	1	1	2	1	1	3	1	3	2	
Touchdown Returns	--	--	--	--	--	--	--	--	--	--	--	
Other Touchdowns	--	--	--	1	--	--	--	--	--	--	--	
Safeties	--	--	--	--	--	--	--	--	--	--	--	
Kick PAT-Attempts	--	5-5	2-2	3-3	2-2	1-1	2-2	3-3	2-2	4-5	3-3	
2pt PAT-Attempts	--	--	--	1-2	--	--	--	--	--	1-1	--	
Field Goals-Attempts	1-1	2-2	--	3-3	1-1	--	--	1-2	2-3	1-1	0-2	
Points Off Turnovers	3	--	7	7	--	--	--	3	--	13	--	

OPPONENT GAME-BY-GAME

	OSU	ISU	vs. UL	AKRON	at UMD	at MICH	RUT	at PSU	WIS	at ILL	MSU	at PUR
First Downs	21	8	19	23	20	23	20	19	18	31	22	
Rushing	8	6	9	14	7	9	16	8	6	8	5	
Passing	11	1	10	7	13	13	2	9	10	19	14	
Penalty	2	1	--	2	--	1	2	2	2	4	3	
Net Yards Rushing	143	72	184	263	120	163	276	132	101	15	88	
Rushing Attempts	31	32	39	40	23	42	55	43	28	35	33	
Average Per Rush	4.6	2.2	4.7	6.6	5.2	3.9	5.0	3.1	3.6	4.4	2.7	
Rushing Touchdowns	2	--	2	3	1	3	3	1	--	2	--	
Yards Gained	154	96	207	283	138	190	301	163	125	174	112	
Yards Lost	11	24	23	20	18	27	25	31	24	19	24	
Net Yards Passing	237	21	238	204	352	244	39	210	243	507	277	
Completions	21	3	13	25	23	19	5	20	21	24	25	
Attempts	36	11	23	43	34	22	12	31	43	36	39	
Interceptions	1	1	1	3	--	--	--	1	--	1	2	
Yards Per Attempt	6.6	1.9	10.3	4.7	10.4	11.1	3.2	6.8	5.7	14.1	7.1	
Yards Per Completion	11.3	7.0	18.3	8.2	14.7	12.8	7.8	10.5	11.6	21.1	11.1	
Passing Touchdowns	--	--	1	--	5	4	--	3	2	4	3	
Total Offensive Yards	380	93	422	467	472	407	315	342	344	662	365	
Plays	67	43	62	83	57	64	67	74	71	71	72	
Yards Per Play	5.7	2.2	6.8	5.6	8.3	6.4	4.7	4.6	4.8	9.3	5.1	
Fumbles-Lost	--	--	--	--	1-0	2-0	--	1-0	2-2	2-1	1-0	
Penalties-Yards	5-41	8-65	6-50	10-98	4-14	2-20	6-55	6-60	8-78	14-139	4-35	
Punts-Yards	4-183	8-311	3-89	5-218	3-133	2-72	4-162	6-294	5-203	3-121	4-204	
Yards Per Punt	45.8	38.9	29.7	43.6	44.3	36.0	40.5	49.0	40.6	40.3	51.0	
Net Yards Per Punt	33.0	41.0	29.7	43.6	47	36.0	41.2	46.7	40.6	33.7	47.2	
Inside 20	--	1	2	1	3	--	2	2	2	1	3	
50+ Yard Kicks	2	1	--	--	--	--	1	4	1	--	3	
Touchbacks	--	--	--	--	--	--	--	1	--	1	--	
Fair Catch	1	5	1	3	--	1	1	3	3	2	1	
Kickoffs-Yards	6-388	2-109	4-260	4-189	8-515	9-579	5-290	5-325	3-177	9-569	5-323	
Yards Per Kickoff	64.7	54.5	65.0	47.2	64.4	64.3	58.0	65.0	59.0	63.2	64.6	
Net Yards Per Kickoff	45.8	35.0	40.0	31.2	35.8	42.1	39.0	40.0	37.7	38.4	39.4	
Touchbacks	3	--	4	1	6	6	3	5	--	5	4	
Fair Catch Yards	--	--	--	--	--	--	--	--	--	--	--	
Punt Returns	2	1	2	1	1	2	1	3	4	1	1	
Yards	14	--	9	(-1)	23	37	32	19	29	4	1	
Touchdowns	--	--	--	--	--	--	1	--	--	--	--	
Yards Per Return	7.0	--	4.5	(-1.0)	23.0	18.5	32.0	6.3	7.2	4.0	1.0	
Kickoff Returns	1	1	--	3	--	2	--	2	--	3	2	
Yards	23	17	--	55	--	36	--	61	--	54	38	
Touchdowns	--	--	--	--	--	--	--	--	--	--	--	
Yards Per Return	23.0	--	--	18.3	--	18.0	--	30.5	--	18.0	19.0	
Interceptions	--	--	1	1	1	1	--	1	--	1	--	
Yards	--	--	--	25	--	12	--	17	--	--	--	
Touchdowns	--	--	--	--	--	--	--	--	--	--	--	
Fumble Recoveries	--	1	--	1	--	2	1	1	--	1	1	
Returns-Yards	--	75	--	--	--	12	--	--	--	--	--	
Touchdowns	--	1	--	--	--	--	--	--	--	--	--	
Miscellaneous Yards	--	--	--	--	--	--	--	--	--	--	--	
Possession Times	31:55	23:11	28:48	34:24	21:56	32:47	37:38	35:25	26:35	30:09	31:04	
1st Quarter	7:38	6:28	4:42	8:17	6:25	5:16	8:09	10:52	4:11	5:48	10:32	
2nd Quarter	7:34	6:29	9:09	8:17	2:44	10:39	11:04	10:33	4:53	7:38	8:24	
3rd Quarter	10:08	6:45	4:46	11:54	7:46	8:05	9:35	7:16	9:36	7:26	6:10	
4th Quarter	6:35	3:29	10:11	5:56	5:01	8:47	8:50	6:44	7:55	9:17	5:58	
3rd-Down Conversions	2-of-12	2-of-10	6-of-11	5-of-15	5-of-11	6-of-11	4-of-11	7-of-18	7-of-16	3-of-10	5-of-14	
4th-Down Conversions	2-of-3	0-of-1	--	0-of-2	1-of-1	2-of-2	1-of-2	1-of-1	0-of-3	1-of-1	1-of-2	
Red Zone Scoring	4-4	0-1	1-2	4-4	5-5	7-7	3-3	4-4	1-2	6-6	1-1	
Touchdowns	2	--	1	2	5	6	2	3	1	3	1	
Field Goals	2	--	--	2	--	1	1	1	--	3	--	
Sacks By-Yards	1-5	1-1	--	3-21	3-24	4-30	--	3-21	2-26	3-26	2-24	
PAT Kicks	2-2	1-1	3-3	3-3	5-6	7-7	4-4	4-4	2-2	3-4	3-3	
Field Goals	3-3	--	0-1	2-3	1-2	1-1	1-1	1-2	--	3-3	1-1	
Total Points	23	7	21	27	44	52	31	33	14	48	24	
Touchdowns Rushing	2	--	2	3	1	3	3	1	--	2	--	
Touchdowns Passing	--	--	1	--	5	4	--	3	2	4	3	
Touchdown Returns	--	--	--	--	--	--	--	--	--	--	--	
Other Touchdowns	--	1	--	--	--	--	1	--	--	--	--	
Safeties	--	--	--	--	--	--	--	1	--	--	--	
Kick PAT-Attempts	2-2	1-1	3-3	3-3	5-6	7-7	4-4	4-4	2-2	3-4	3-3	
2pt PAT-Attempts	--	--	--	0-2	--	--	--	--	--	0-1	--	
Field Goals-Attempts	3-3	--	--	2-3	1-2	1-1	1-1	1-2	--	3-3	1-1	
Points Off Turnovers	--	7	7	3	--	7	3	10	--	6	--	

INDIVIDUAL GAME-BY-GAME

RUSHING

(ATT-YDS/TD)	Total	OSU	ISU	vs. UL	AKRON	at UMD	at MICH	RUT	at PSU	WIS	at ILL	MSU	at PUR
Carter, DeQuece	1-1/0	1-1/0	--	--	--	--	--	--	--	--	--	--	--
Henderson, Josh	72-293/2	3-5/0	12-60/1	7-26/1	INJ	INJ	INJ	INJ	12-57/0	15-40/0	10-31/0	13-74/0	
Holloman, David	6-18/0	DNP	1-(-1)/0	--	--	2-13/0	3-6/0	--	--	DNP	--	--	
Howland, Trent	68-317/2	1-4/0	4-19/0	DNP	--	3-13/0	5-35/0	9-54/0	9-31/0	5-12/0	13-72/1	19-77/1	
Jackson, Tayven	28-(-21)/1	3-11/0	6-9/1	8-11/0	6-(-19)/0	4-(-22)/0	1-(-11)/0	DNP	DNP	DNP	DNP	DNP	
Lucas, Jaylin	65-265/2	11-24/0	10-88/2	8-29/0	13-43/0	7-28/0	2-6/0	4-29/0	1-(-5)/0	7-15/0	2-8/0	--	
McCulley, Donaven	3-(-1)/0	--	--	--	2-1/0	--	--	1-(-2)/0	--	--	--	--	
Perry, Kamryn	2-(-6)/0	--	--	1-(-4)/0	--	1-(-2)/0	--	--	DNP	--	--	DNP	
Sorsby, Brendan	97-242/4	6-(-2)/0	6-28/0	DNP	DNP	5-25/0	13-30/0	11-49/1	12-(-3)/0	14-8/1	17-53/2	13-54/0	
TEAM	4-(-17)/0	1-(-1)/0	--	1-(-13)/0	--	--	1-(-1)/0	--	--	--	1-(-2)/0	--	
Turner, Christian	52-227/2	7-29/0	3-11/1	2-9/0	13-67/1	15-61/0	8-27/0	4-23/0	--	--	--	--	

RECEIVING

(ATT-YDS/TD)	Total	OSU	ISU	vs. UL	AKRON	at UMD	at MICH	RUT	at PSU	WIS	at ILL	MSU	at PUR
Archer, Bradley	6-79/0	--	1-12/0	2-38/0	1-9/0	INJ	1-10/0	--	1-10/0	--	--	--	
Bomba, James	6-53/1	--	2-16/0	1-15/0	INJ	1-6/0	--	1-13/0	--	--	--	1-3/1	
Camper, Cam	17-285/1	3-35/0	3-37/0	3-74/0	4-103/1	--	3-29/0	1-7/0	INJ	INJ	INJ	INJ	
Carter, DeQuece	25-357/2	1-16/0	2-16/0	--	1-20/0	2-31/0	1-5/0	3-21/0	3-104/1	3-30/0	3-55/1	6-59/0	
Coby, Anderson	5-41/1	1-2/0	--	--	--	1-16/1	--	--	--	1-5/0	2-18/0	--	
Cooper Jr., Omar	18-267/2	--	7-101/0	1-8/0	--	3-35/0	2-24/0	1-35/1	3-52/1	1-12/0	INJ	INJ	
Henderson, Josh	7-94/0	1-3/0	3-55/0	2-30/0	INJ	INJ	INJ	INJ	--	--	--	1-6/0	
Howland, Trent	3-22/0	--	--	DNP	--	--	--	2-20/0	1-2/0	--	--	--	
Lucas, Jaylin	33-235/2	1-1/0	4-39/0	10-98/1	--	4-2/0	5-56/1	5-16/0	--	3-13/0	1-10/0	--	
McCulley, Donaven	43-596/5	1-6/0	4-58/0	4-39/0	3-26/0	6-79/1	2-16/0	--	4-96/1	5-67/1	11-137/2	3-72/0	
Perry, Kamryn	3-22/0	--	--	--	--	3-22/0	--	--	DNP	--	--	DNP	
Steinfeldt, Aaron	1-11/0	--	--	--	--	--	--	1-11/0	DNP	DNP	--	DNP	
Turner, Christian	4-0/0	--	--	1-(-3)/0	--	2-0/0	--	1-3/0	--	--	--	--	
Walker, Trey	10-81/1	DNP	--	--	2-32/0	3-14/0	--	--	--	2-11/0	1-15/0	2-9/1	
Williams Jr., E.J.	17-184/0	1-19/0	1-10/0	INJ	INJ	INJ	INJ	--	1-5/0	4-48/0	4-54/0	6-48/0	

PASSING

Jackson, Tayven

	C-A-I	Pct.	Yards	TD	Long	Sack-Yards	Efficiency
OHIO STATE	1-5-0	20.0	24	--	24	--	60.32
INDIANA STATE	18-21-0	85.7	236	--	25	1-1	180.11
vs. Louisville	24-34-1	70.6	299	1	41	--	148.28
AKRON	11-26-1	42.3	190	1	40	3-21	108.69
at Maryland	17-29-1	58.6	113	--	22	3-24	84.46
at Michigan	7-13-2	53.8	52	--	15	1-11	56.68
RUTGERS				DNP-			
at Penn State				DNP-			
WISCONSIN				DNP-			
at Illinois				DNP-			
MICHIGAN STATE				DNP-			
at Purdue							

McCulley, Donaven - 1-of-1, 44 yards, 1 TD.

Sorsby, Brendan

	C-A-I	Pct.	Yards	TD	Long	Sack-Yards	Efficiency
OHIO STATE	8-15-0	53.3	58	--	19	1-5	85.81
INDIANA STATE	9-16-0	56.2	108	--	31	--	112.95
vs. Louisville				DNP-			
AKRON				DNP-			
at Maryland	7-11-0	63.6	84	2	26	--	187.78
at Michigan	6-15-0	40.0	44	--	17	3-19	64.64
RUTGERS	15-31-0	48.4	126	1	35	--	93.17
at Penn State	13-19-1	68.4	269	3	90	3-21	228.93
WISCONSIN	19-31-0	61.3	186	1	32	2-26	122.34
at Illinois	22-33-1	66.7	289	3	41	4-27	164.17
MICHIGAN STATE	19-34-0	55.9	197	2	38	3-30	123.96
at Purdue							

Lowry, Brock - 1-of-1, 8 yards.

KICKING & PUNTING

KICKOFFS

Season	KO	Total Yards	Kick Avg.	TB	OB	Returns	Rtn. Yds.	Yds./Rtn.
Freeman, Chris	44	2,648	60.2	24	1	--	--	--
Quintero, Alejandro	2	101	50.5	--	1	--	--	--
TEAM	--	--	--	--	--	14	284	20.2

Season	KO	Total Yards	TB	OB	Kick Avg.	Returns	Rtn. Yds.	Yds./Rtn.
OHIO STATE	2	127	1	--	63.5	1	23	23.0
INDIANA STATE	8	449	3	2	56.1	1	17	17.0
vs. Louisville	2	130	2	--	65.0	--	--	--
AKRON	4	253	1	--	63.2	3	55	18.3
at Maryland	4	260	4	--	65.0	--	--	--
at Michigan	2	108	--	--	54.0	2	36	18.0
RUTGERS	3	170	2	--	56.7	--	--	--
at Penn State	5	254	1	--	50.8	2	61	30.5
WISCONSIN	5	325	5	--	65.0	--	--	--
at Illinois	7	418	3	--	59.7	3	54	18.0
MICHIGAN STATE	4	255	2	--	63.8	2	38	19.0
at Purdue								

PUNTING

Season	No.	Total Yds	Avg.	Long	TB	FC	50+	I20	Blk
Evans, James	52	2,381	45.8	70	6	15	20	13	--
TEAM	1	--	--	--	--	--	--	--	1

Game	No.	Total Yds	Avg.	Long	TB	FC	50+	I20	Blk
OHIO STATE	6	325	54.2	60	1	2	1	4	--
INDIANA STATE	2	102	51.0	56	1	--	1	--	--
vs. Louisville	5	196	39.2	52	--	2	1	2	--
AKRON	7	313	44.7	53	2	2	1	3	--
at Maryland	5	183	36.6	41	--	1	--	1	--
at Michigan	4	167	41.8	54	--	1	2	1	--
RUTGERS	5	215	53.8	70	2	2	2	1	1
at Penn State	4	230	57.5	64	--	1	4	1	--
WISCONSIN	6	266	44.3	55	--	1	1	3	--
at Illinois	4	150	37.5	48	--	2	--	1	--
MICHIGAN STATE	5	234	46.8	58	--	1	2	1	--
at Purdue									

INDIVIDUAL GAME-BY-GAME

TACKLES														
(UT-AT)	UT-AT	Total	OSU	ISU	vs. UL	AKRON	at UMD	at MICH	RUT	at PSU	WIS	at ILL	MSU	at PUR
Bedford, Matthew	1-1	2	--	--	--	1-0	--	0-1	--	--	--	--	--	--
Benson, Kahlil	1-0	1	--	--	--	--	--	1-0	--	--	--	--	--	--
Blidi, Philip	6-19	25	0-1	0-1	1-1	2-4	0-2	1-2	--	1-1	0-1	0-3	1-3	--
Bomba, James	0-1	1	--	--	--	INJ	--	0-1	--	--	--	--	--	--
Bonds, Bryson	4-0	4	2-0	INJ	--	--	--	1-0	--	--	1-0	--	--	--
Burris Jr., Marcus	12-5	17	0-1	1-0	--	--	1-1	2-0	2-0	2-2	0-1	2-0	2-0	--
Carr Jr., Lanell	17-12	29	0-3	2-2	1-0	2-1	--	3-1	4-1	3-0	0-2	2-2	--	--
Carter, Andre	25-19	44	2-2	3-1	1-3	3-1	2-2	0-2	5-2	5-3	1-1	1-2	2-0	--
Casey, Aaron	69-29	98	9-2	4-3	5-5	10-3	2-0	5-2	5-4	7-3	7-2	6-2	9-3	--
Cox, LeDarrius	7-3	10	--	--	1-0	1-0	1-0	1-1	1-0	0-1	0-1	2-0	--	--
Dunnam, Phillip	36-13	49	3-3	7-1	6-1	3-5	6-0	3-0	3-2	--	4-0	1-0	0-1	--
Evans, James	1-0	1	--	--	--	--	--	1-0	--	--	--	--	--	--
Ferrell, Amare	10-0	10	1-0	--	--	1-0	--	--	7-0	--	--	--	1-0	--
Freeman, Chris	1-0	1	--	--	--	--	--	--	--	1-0	--	--	--	--
Grier, Jordan	16-4	20	2-0	1-0	--	2-1	3-0	1-0	2-1	2-0	0-1	--	3-1	--
Harrison, Robby	1-2	3	DNP	--	DNP	DNP	--	1-2	--	DNP	DNP	DNP	DNP	--
Hohlt, Matt	4-5	9	1-1	0-1	--	0-1	--	0-1	--	1-0	2-1	--	INJ	--
Jackson, Myles	14-7	21	0-2	1-2	2-0	1-1	--	4-0	--	3-1	1-0	1-1	1-0	--
James, Nick	2-2	4	--	--	--	0-1	--	--	2-0	--	--	--	0-1	--
Johnson, Jamier	3-1	4	1-1	INJ	2-0	INJ	INJ	INJ	INJ	INJ	INJ	INJ	--	--
Johnson, JoJo	2-5	7	--	--	0-1	0-1	--	--	--	--	0-2	2-1	--	--
Jones, Anthony	8-4	12	--	--	--	--	1-1	2-0	1-0	3-2	--	0-1	1-0	--
Katic, Mike	1-0	1	--	--	--	--	--	1-0	--	--	--	--	--	--
Lucas Jr., Patrick	8-6	14	--	--	1-1	--	2-1	0-2	3-0	1-1	--	0-1	1-0	--
Mangum-Farrar, Jacob	30-28	58	3-2	1-2	3-4	4-4	1-0	2-3	3-0	3-1	2-3	4-6	4-3	--
McCulley, Donaven	1-0	1	--	--	--	--	--	--	--	1-0	--	--	--	--
McDaniel, Tyrik	1-1	2	--	--	--	--	--	--	--	1-0	--	--	0-1	--
Minor, Kobbie	18-8	26	4-2	INJ	1-1	2-1	2-0	2-0	1-0	1-0	--	3-2	2-2	--
Monds III, James	1-3	4	--	0-2	--	1-0	--	--	--	--	--	0-1	DNP	--
Moore, Louis	53-23	76	6-0	1-3	7-2	3-2	1-0	7-0	5-1	7-3	2-4	6-4	8-4	--
Pierre, Noah	16-6	22	0-1	--	4-2	5-2	6-1	1-0	--	INJ	INJ	INJ	INJ	--
Rudolph, Joshua	12-5	17	--	1-0	--	1-0	1-1	2-2	--	1-1	3-1	--	3-0	--
Sanguinetti, Josh	10-7	17	2-1	0-1	--	0-1	--	2-0	0-1	0-1	4-0	1-1	1-1	--
Schott, Jackson	0-2	2	--	--	--	0-1	INJ	--	--	--	--	DNP	0-1	--
Sharpe, Jamari	16-4	20	--	1-0	1-2	3-0	1-0	2-0	1-0	2-0	1-0	2-1	2-1	--
Shaw, Jordan	8-4	12	DNP	DNP	DNP	DNP	DNP	DNP	DNP	0-1	6-3	2-0	--	--
Sneed Jr., Venson	2-2	4	--	1-0	--	--	0-1	--	--	--	0-1	--	1-0	--
Stewart, Race	1-0	1	DNP	1-0	DNP	DNP	DNP	DNP	DNP	DNP	DNP	DNP	DNP	--
Toomer, Nicolas	22-4	26	5-0	0-1	INJ	INJ	1-0	2-0	3-0	4-1	3-2	4-0	INJ	--
Turner, Kaiden	1-0	1	DNP	DNP	DNP	DNP	--	1-0	INJ	INJ	--	--	--	--
Wracher, Sean	1-1	2	--	--	0-1	--	1-0	--	--	--	--	--	--	--

TFL & SACKS

TFL (Sacks)	OSU	ISU	vs. UL	AKRON	at UMD	at MICH	RUT	at PSU	WIS	at ILL	MSU	at PUR
Blidi, Philip	--	0.5 (--)	--	0.5 (--)	--	--	--	--	--	1.0 (--)	0.5 (--)	--
Burris Jr., Marcus	--	1.0 (1.0)	--	--	--	--	--	--	--	1.0 (--)	--	--
Carr Jr., Lanell	--	1.5 (1.0)	--	--	--	2.0 (2.0)	1.0 (--)	1.0 (1.0)	0.5 (--)	1.5 (1.0)	--	--
Carter, Andre	2.0 (--)	2.0 (1.0)	--	--	1.0 (--)	--	1.0 (--)	--	--	--	2.0 (--)	--
Casey, Aaron	1.0 (--)	--	3.0 (2.0)	1.0 (1.0)	1.0 (--)	2.0 (1.0)	--	1.5 (0.5)	4.0 (2.0)	1.0 (--)	1.5 (--)	--
Cox, LeDarrius	--	--	--	1.0 (--)	1.0 (--)	--	--	--	--	--	--	--
Dunnam, Phillip	--	--	--	0.5 (--)	--	--	--	--	--	--	--	--
Ferrell, Amare	1.0 (--)	--	--	1.0 (--)	--	--	--	--	--	--	--	--
Grier, Jordan	--	--	--	--	--	--	--	--	--	--	1.0 (--)	--
Jackson, Myles	--	--	--	--	--	1.0 (1.0)	--	--	--	--	--	--
James, Nick	--	--	--	--	--	--	1.0 (1.0)	--	--	--	--	--
Jones, Anthony	--	--	--	--	--	--	--	--	--	0.5 (--)	--	--
Lucas Jr., Patrick	--	--	--	--	--	0.5 (--)	--	--	--	--	--	--
Mangum-Farrar, Jacob	--	--	--	1.0 (--)	--	--	--	1.0 (--)	--	1.0 (--)	1.0 (--)	--
Pierre, Noah	0.5 (--)	--	--	1.0 (1.0)	--	--	--	INJ	INJ	INJ	INJ	--
Rudolph, Joshua	--	1.0 (--)	--	--	--	0.5 (--)	--	--	1.0 (--)	--	--	--
Sanguinetti, Josh	0.5 (--)	--	--	--	--	--	--	--	--	--	--	--
Sharpe, Jamari	--	--	1.0 (--)	--	--	--	--	--	--	--	--	--
Shaw, Jordan	DNP	DNP	DNP	DNP	DNP	DNP	DNP	0.5 (0.5)	--	--	--	--
Sneed Jr., Venson	--	--	--	--	--	--	--	--	0.5 (--)	--	--	--
Stewart, Race	DNP	1.0 (1.0)	DNP	DNP	DNP	DNP	DNP	DNP	DNP	DNP	DNP	--
Toomer, Nic	--	--	INJ	INJ	--	--	--	2.0 (1.0)	1.0 (--)	--	DNP	--

INDIVIDUAL GAME-BY-GAME

ALL-PURPOSE YARDS

	Total	OSU	ISU	vs. UL	AKRON	at UMD	at MICH	RUT	at PSU	WIS	at ILL	MSU	at PUR
Archer, Bradley	79	-	12	38	9	INJ	10	-	10	-	-	-	-
Bomba, James	53	-	16	15	INJ	6	-	13	-	-	-	3	-
Camper, Cam	285	35	37	74	103	-	29	7	INJ	INJ	INJ	INJ	-
Carter, DeQuece	375	17	16	-	22	31	5	21	104	30	55	74	-
Coby, Andison	41	2	-	-	-	16	-	-	-	5	18	-	-
Cooper Jr., Omar	267	-	101	8	-	35	24	35	52	12	INJ	INJ	-
Dunnam, Phillip	28	11	-	-	17	-	-	-	-	-	-	-	-
Henderson, Josh	399	8	127	56	INJ	INJ	INJ	INJ	57	40	31	80	-
Holloman, David	53	DNP	(-1)	-	-	13	24	17	-	DNP	-	-	-
Howland, Trent	339	4	19	DNP	-	13	35	74	33	12	72	77	-
Jackson, Tayven	(-21)	11	9	11	(-19)	(-22)	(-11)	DNP	DNP	DNP	DNP	DNP	-
Jordan, Camden	3	-	-	DNP	DNP	-	DNP	-	3	DNP	DNP	DNP	-
Lucas, Jaylin	925	114	137	127	80	101	94	42	(-14)	92	126	26	-
McCulley, Donaven	595	6	58	39	27	79	16	(-2)	96	67	137	72	-
Moore, Louis	49	-	-	-	49	-	-	-	-	-	-	-	-
Perry, Kamryn	16	-	-	(-4)	-	20	-	-	DNP	-	-	DNP	-
Sanguinetti, Josh	7	-	-	-	-	-	-	-	7	-	-	-	-
Sharpe, Jamari	14	-	-	-	-	-	-	-	-	-	-	14	-
Sorsby, Brendan	242	(-2)	28	DNP	DNP	25	30	49	(-3)	8	53	54	-
Steinfeldt, Aaron	11	-	-	-	-	-	-	11	DNP	DNP	-	DNP	-
TEAM	(-17)	(-1)	-	(-13)	-	-	(-1)	-	-	-	(-2)	-	-
Turner, Christian	230	29	11	6	67	61	27	29	-	-	-	-	-
Walker, Trey	81	DNP	-	-	32	14	-	-	-	11	15	9	-
Williams Jr., E.J.	184	19	10	INJ	INJ	INJ	INJ	-	5	48	54	48	-

RED ZONE RECAP

INDIANA

Opponent	Scores/Chances	Result	Pct.
OHIO STATE	--	--	--
INDIANA STATE	5/5	5 TD	100%
vs. Louisville	1/2	1 TD, 1 Downs	50%
AKRON	3/4	2 TD, 1 FG, 1 Downs	75%
at Maryland	3/4	2 TD, 1 FG, 1 Downs	75%
at Michigan	-/1	Interception	--
RUTGERS	1/2	1 TD, 1 Downs	50%
at Penn State	1/2	1 FG, 1 Missed FG	50%
WISCONSIN	3/3	2 TD, 1 FG	100%
at Illinois	5/5	5 TD	100%
MICHIGAN STATE	3/3	3 TD	100%
at Purdue			
TOTAL	25/31	21 TD, 4 FG, 3 Downs 1 Missed FG, 1 Interception, 1 Downs	80%

OPPONENT

Opponent	Scores/Chances	Result	Pct.
OHIO STATE	4/4	2 TD, 2 FG	100%
INDIANA STATE	-/1	1 INT	--
vs. Louisville	1/2	1 TD, 1 Missed FG	50%
AKRON	4/4	2 TD, 2 FG	100%
at Maryland	5/5	5 TD	100%
at Michigan	7/7	6 TD, 1 FG	100%
RUTGERS	3/3	2 TD, 1 FG	100%
at Penn State	4/4	3 TD, 1 FG	100%
WISCONSIN	1/2	1 TD, 1 Punt	50%
at Illinois	6/6	3 TD, 3 FG	100%
MICHIGAN STATE	1/1	1 TD	100%
at Purdue			
TOTAL	36/40	26 TD, 10 FG 1 INT, 1 Missed FG, 1 Punt	90%

TAKEAWAYS BY GAME

INDIANA (13)

TYPE	QTR	PLAYER	PLAYS/ YDS	1st DOWNS	RESULT
OHIO STATE (1)					
Interception	2	Dummam of McCord	8/43	2	FG
INDIANA STATE (1)					
Interception	2	Toomer of Olaes	8/55	3	Fumble
vs. Louisville (1)					
Interception	3	Dunnam of Plummer	13/97	6	TD
AKRON (3)					
Interception	1	Dunnam of Irons	4/41	1	Punt
Interception	2	Moore of Irons	4/3	--	Downs
Interception	3	Moore of Irons	--	--	TD
at Maryland (--)					
--					
at Michigan (--)					
--					
RUTGERS (--)					
--					
at Penn State (1)					
Interception	4	Sanguinetti of Allar	4/4	--	FG
WISCONSIN (2)					
Fumble	4	Sanguinetti by Yacamelli	3/(-11)	--	Punt
Fumble	4	Sanguinetti by Pauling	--	--	End of Game
at Illinois (2)					
Fumble	1	J. Casey by Williams	9/32	2	TD
Interception	2	Moore of Paddock	4/52	2	TD
MICHIGAN STATE (2)					
Interception	1	Sanguinetti of Houser	3/7	--	Punt
Interception	3	Sharpe of Houser	--	--	Fumble

OPPONENT (13)

TYPE	QTR	PLAYER	PLAYS/ YDS	1st DOWNS	RESULT
OHIO STATE (--)					
--					
INDIANA STATE (1)					
Fumble	2	Blackwell by Lucas	--	--	TD
vs. Louisville (1)					
Interception	1	Kelly of T. Jackson	2/85	--	TD
AKRON (1)					
Interception	2	Behm of T. Jackson	6/17	1	FG
at Maryland (1)					
Interception	2	Gotay of T. Jackson	2/28	1	End of Half
at Michigan (3)					
Interception	1	Moore of T. Jackson	3/3	--	Punt
Fumble	3	Barrett by T. Jackson	3/5	--	FG
Fumble	3	Graham by Sorsby	8/51	2	TD
Interception	4	Sabb of T. Jackson	9/36	2	TD
RUTGERS (1)					
Fumble	2	Longerbeam by Lucas	6/17	1	FG
at Penn State (2)					
Fumble	1	Winston by Jordan	7/32	1	TD
Interception	2	Reed of Sorsby	7/11	1	FG
WISCONSIN (--)					
--					
at Illinois (2)					
Fumble	3	Newton by Sorsby	5/22	1	Punt
Interception	3	Resetch of Sorsby	7/81	3	TD
MICHIGAN STATE (1)					
Fumble	3	A. Brown of Sharpe	3/1	--	Punt

TAKEAWAYS BY PLAYER

FUMBLES

(#-Lost)	OSU	ISU	vs. UL	AKRON	at UMD	at MICH	RUT	at PSU	WIS	at ILL	MSU	at PUR
Coby, Andison	--	--	--	1-1	--	--	--	--	--	--	--	--
Henderson, Josh	--	--	1-0	INJ	INJ	INJ	INJ	--	--	--	--	--
Howland, Trent	--	--	DNP	--	--	--	--	1-0	--	--	--	--
Jackson, Tayven	--	--	--	--	--	1-1	DNP	DNP	DNP	DNP	DNP	--
Jordan, Camden	--	--	DNP	DNP	--	DNP	--	1-1	DNP	DNP	DNP	--
Lucas, Jaylin	--	2-1	--	--	1-0	--	1-1	--	--	--	--	--
Sharpe, Jamari	--	--	--	--	--	--	--	--	--	--	1-1	--
Sorsby, Brendan	--	--	DNP	DNP	--	2-1	--	1-0	2-0	1-1	--	--
TEAM	--	--	1-0	--	--	--	--	--	--	--	--	--

FORCED FUMBLES

	OSU	ISU	vs. UL	AKRON	at UMD	at MICH	RUT	at PSU	WIS	at ILL	MSU	at PUR
Casey, Aaron	--	--	--	--	--	1	--	--	1	--	--	--
Jackson, Myles	--	--	--	--	--	1	--	--	--	--	--	--
Moore, Louis	--	--	--	--	--	--	--	1	1	1	--	--
Sneed Jr., Venson	--	--	--	--	--	--	--	--	--	--	1	--

FUMBLES RECOVERED

(#-Yards)	OSU	ISU	vs. UL	AKRON	at UMD	at MICH	RUT	at PSU	WIS	at ILL	MSU	at PUR
Casey, Jared	--	--	--	--	--	--	--	--	--	1	--	--
Sanguinetti, Josh	--	--	--	--	--	--	--	--	2	--	--	--

INTERCEPTIONS

(#-Yards)	OSU	ISU	vs. UL	AKRON	at UMD	at MICH	RUT	at PSU	WIS	at ILL	MSU	at PUR
Dunnam, Phillip	1-11	--	1-0	1-17	--	--	--	--	--	--	--	--
Moore, Louis	--	--	--	2-49	--	--	--	--	--	1-0	--	--
Sanguinetti, Josh	--	--	--	--	--	--	--	1-7	--	--	1-0	--
Sharpe, Jamari	--	--	--	--	--	--	--	--	--	--	1-14	--
Toomer, Nic	--	1-0	INJ	INJ	--	--	--	--	--	--	INJ	--

LONG PLAY BREAKDOWN

BY YARDAGE

OFFENSE (38)

Yards	Type	Player(s)	Opponent
90*	Pass	Carter, DeQuece from Sorsby, Brendan	at Penn State
69*	Pass	McCulley, Donaven from Sorsby, Brendan	at Penn State
44*	Pass	Lucas, Jaylin from McCulley, Donaven	at Michigan
41	Pass	McCulley, Donaven from Sorsby, Brendan	at Illinois
41	Pass	Camper, Cam from Jackson, Tayven	vs. Louisville
40	Pass	Camper, Cam from Jackson, Tayven	Akron
40	Pass	Camper, Cam from Jackson, Tayven	Akron
38	Pass	McCulley, Donaven from Sorsby, Brendan	Michigan State
35*	Pass	Cooper Jr., Omar from Sorsby, Brendan	Rutgers
32	Pass	McCulley, Donaven from Sorsby, Brendan	Wisconsin
31	Pass	Cooper Jr., Omar from Sorsby, Brendan	Indiana State
30*	Pass	Lucas, Jaylin from Jackson, Tayven	vs. Louisville
27	Pass	Williams Jr., E.J. from Sorsby, Brendan	at Illinois
26*	Pass	Carter, DeQuece from Sorsby, Brendan	at Illinois
26	Pass	Carter, DeQuece from Sorsby, Brendan	Wisconsin
26*	Pass	Cooper Jr., Omar from Sorsby, Brendan	at Penn State
26	Pass	Carter, DeQuece from Sorsby, Brendan	at Maryland
25	Rush	Sorsby, Brendan	Michigan State
25	Pass	Carter, DeQuece from Sorsby, Brendan	at Illinois
25*	Rush	Lucas, Jaylin	Indiana State
25*	Rush	Lucas, Jaylin	Indiana State
25	Pass	Cooper Jr., Omar from Jackson, Tayven	Indiana State
24	Pass	McCulley, Donaven from Sorsby, Brendan	Michigan State
24	Pass	Archer, Bradley from Jackson, Tayven	vs. Louisville
24	Pass	McCulley, Donaven from Jackson, Tayven	vs. Louisville
24	Pass	Lucas, Jaylin from Jackson, Tayven	Indiana State
24	Pass	Camper, Cam from Jackson, Tayven	Ohio State
23	Pass	McCulley, Donaven from Sorsby, Brendan	at Illinois
22	Pass	McCulley, Donaven from Jackson, Tayven	at Maryland
22	Pass	Camper, Cam from Jackson, Tayven	vs. Louisville
22	Pass	Henderson, Josh from Jackson, Tayven	Indiana State
21	Pass	Williams Jr. from Sorsby, Brendan	Wisconsin
21	Pass	Lucas, Jaylin from Jackson, Tayven	vs. Louisville
21	Pass	Camper, Cam from Jackson, Tayven	Indiana State
20	Pass	Carter, DeQuece from Jackson, Tayven	Akron
20	Pass	Walker, Trey from Jackson, Tayven	Akron
20	Rush	Henderson, Josh	Indiana State
20	Pass	Henderson, Josh from Jackson, Tayven	Indiana State

DEFENSE (3)

Yards	Type	Player(s)	Opponent
27	INT	Moore, Louis	Akron
26	FR	Sanguinetti, Josh	Wisconsin
22*	INT	Moore, Louis	Akron

SPECIAL TEAMS (11)

Yards	Type	Player(s)	Opponent
56	KR	Lucas, Jaylin	at Maryland
54	FGR	Dunnam, Phillip	at Maryland
38	KR	Lucas, Jaylin	at Illinois
34	KR	Lucas, Jaylin	Akron
33	KR	Lucas, Jaylin	Wisconsin
32	KR	Lucas, Jaylin	at Illinois
29	PR	Lucas, Jaylin	Ohio State
27	KR	Lucas, Jaylin	Indiana State
26	KR	Lucas, Jaylin	Michigan State
23	KR	Lucas, Jaylin	at Maryland
22	PR	Lucas, Jaylin	Ohio State

* - touchdown scored on play

LONG PLAY BREAKDOWN

LONG PLAYS BY THE NUMBERS

BY YARDAGE

Yards	No.	TD
100+	--	--
90-99	1	1
80-89	--	--
70-79	--	--
60-69	1	1
50-59	1	--
40-49	5	1
30-39	9	2
20-29	35	5

BY TYPE

Type	No.	TD
Rushing	4	2
Passing	34	7
Punt returns	2	--
Kick returns	8	--
Interceptions	2	1
Fumble returns	1	--
Other	1	--
TOTAL	52	10

20+ YARD PLAYS BY PLAYER

Player	No.	TD	Rush	Rec.	KR	PR	IR	FR
Lucas, Jaylin	16	4	2	4	8	2	--	--
McCulley, Donaven	8	1	--	8	--	--	--	--
Camper, Cam	6	--	--	6	--	--	--	--
Carter, DeQuece	6	2	--	6	--	--	--	--
Cooper Jr., Omar	4	2	--	4	--	--	--	--
Henderson, Josh	3	--	1	2	--	--	--	--
Moore, Louis	2	1	--	--	--	--	2	--
Williams Jr., E.J.	2	--	--	2	--	--	--	--
Sorsby, Brendan	1	--	1	--	--	--	--	--
Sanguinetti, Josh	1	--	--	--	--	--	--	1
Archer, Bradley	1	--	--	1	--	--	--	--
Dunnam, Phillip	1	--	--	--	--	--	--	1
Walker, Trey	1	--	--	1	--	--	--	--
TOTAL	52	10	4	34	8	2	2	2

LONGEST PLAYS OF THE YEAR

Rushing								
25		Sorsby, Brendan						Michigan State (11/18)
25	*	Lucas, Jaylin						Indiana State (9/8)
25	*	Lucas, Jaylin						Indiana State (9/8)
Rushing Touchdown								
25	*	Lucas, Jaylin						Indiana State (9/8)
25	*	Lucas, Jaylin						Indiana State (9/8)
Passing								
90	*	Carter, DeQuece from Sorsby, Brendan						at Penn State (10/28)
Passing Touchdown								
90	*	Carter, DeQuece from Sorsby, Brendan						at Penn State (10/28)
Punt Return								
29		Lucas, Jaylin						Ohio State (9/2)
Kick Return								
56		Lucas, Jaylin						Akron (9/23)
Interception Return								
29		Moore, Louis						at Maryland (9/30)
Fumble Return								
26		Sanguinetti, Josh						Wisconsin (11/4)
Field Goal Return								
27		Dunnam, Phillip						at Maryland (9/30)
Punt								
70		Evans, James						Rutgers (10/21)
Field Goal								
50		Freeman, Chris						Wisconsin (11/4)

INDIANA (52 PLAYS)

Play	#	Long	Play	Opponent
Passing	34	90*	Carter, DeQuece from Sorsby, Brendan	at Penn State (10/28)
KR	8	56	Lucas, Jaylin	at Maryland (9/30)
Rushing	4	25*	4x; Last Sorsby, Brendan	Michigan State (11/18)
PR	2	29	Lucas, Jaylin	Ohio State (9/1)
INT	2	27	Moore, Louis	Akron (9/23)
FGR	1	27	Dunnam, Phillip	at Maryland (9/30)
FR	1	26	Sanguinetti, Josh	Wisconsin (11/4)

Opp.	#	Long	Play	Type
OHIO STATE	3	29	Lucas, Jaylin	PR
INDIANA STATE	10	31	Cooper Jr., Omar from Sorsby, Brendan	Pass
vs. Louisville	6	41	Camper, Cam from Jackson, Tayven	Pass
AKRON	7	40 (2x)	Camper, Cam from Jackson, Tayven	Pass
at Maryland	5	56	Lucas, Jaylin	KR
at Michigan	1	44*	Lucas, Jaylin from McCulley, Donaven	Pass
RUTGERS	1	35*	Cooper Jr., Omar from Sorsby, Brendan	Pass
at Penn State	3	90*	Carter, DeQuece from Sorsby, Brendan	Pass
WISCONSIN	5	33	Lucas, Jaylin	KR
at Illinois	7	41	McCulley Donaven from Sorsby, Brendan	Pass
MICHIGAN STATE	4	38	McCulley, Donaven from Sorsby, Brendan	Pass
at Purdue				

OPPONENTS (59 PLAYS)

Play	#	Long	Play	Opponent
Passing	37	85*	Thrash, Jamari from Plummer, Jack	vs. Louisville (9/16)
Rushing	9	80*	Wimsatt, Gavin	Rutgers (10/21)
KR	6	50	Singleton, Nicholas	at Penn State (10/28)
INT	3	38	Moore, Rod	at Michigan (10/14)
FR	1	75*	Blackwell, Maddix	Indiana State (9/8)
PR	3	27	Morris, Tyler	at Michigan (10/14)

Opp.	#	Long	Play	Type
OHIO STATE	4	49	Stover, Cade from McCord, Kyle	Pass
INDIANA STATE	1	75*	Blackwell, Maddix	FR
vs. Louisville	4	85*	Thrash, Jamari from Plummer, Jack	Pass
AKRON	8	71*	Lungard, Lorenzo	Rush
at Maryland	8	62	Jones, Jeshawn from Tagovailoa, Taulia	Pass
at Michigan	7	54*	Loveland, Colston from McCarthy, J.J.	Pass
RUTGERS	1	80*	Wimsatt, Gavin	Rush
at Penn State	4	57*	Lambert-Smith, KeAndre from Allar, Drew	Pass
WISCONSIN	3	54*	Green, Bryson from Locke, Braedyn	Pass
at Illinois	14	67	Williams, Isaiah from Paddock, John	Pass
MICHIGAN STATE	5	36*	Carr, Maliq from Houser, Katin	Pass
at Purdue				

* - touchdown scored on play

CAREER OFFENSIVE LONG PLAYS (20+ YARDS)

#1 • DONAVEN McCULLEY • WR

Receiving

- 69-YARD PASS FROM SORSBY; AT PENN STATE, 2023

- 48-yard pass from Bazalak; Western Kentucky, 2022
- 41-yard pass from Sorsby; at Illinois, 2023
- 38-yard pass from Sorsby; Michigan State, 2023
- 32-yard pass from Sorsby; Wisconsin, 2023
- 24-yard pass from Sorsby; Michigan State, 2023
- 24-yard pass from Jackson; vs. Louisville, 2023
- 23-yard pass from Sorsby; at Illinois, 2023
- 23-yard pass from Bazalak; Purdue, 2022
- 22-yard pass from Sorsby; at Maryland, 2023

Passing

- 52-yard pass to Fryfogle; at Maryland, 2021
- 44-YARD PASS TO LUCAS; AT MICHIGAN, 2023
- 46-yard pass to Fryfogle; Rutgers, 2021
- 41-yard pass to Marshall; at Maryland, 2021
- 31-yard pass to Hendershot; at Maryland, 2021
- 31-yard pass to Hendershot; at Maryland, 2021
- 30-yard pass to Fryfogle; Ohio State, 2021
- 23-yard pass to Bazalak; Maryland, 2022
- 20-yard pass to Hendershot; at Michigan, 2021

Rushing

- 24-yard rush; at Michigan, 2021

Year	Rush	Rec.	Pass	Total
2021	1	--	7	8
2022	--	2	1	3
2023	--	8 (1)	1 (1)	9 (2)
Career	1	10 (1)	9 (1)	20 (2)

#2 • TAYVEN JACKSON • QB

Passing

- 41-yard pass to Camper; vs. Louisville, 2023
- 40-yard pass to Camper; Akron, 2023
- 40-yard pass to Camper; Akron, 2023
- 30-YARD PASS TO LUCAS; VS. LOUISVILLE, 2023
- 25-yard pass to Cooper Jr.; Indiana State, 2023
- 24-yard pass to Lucas; Indiana State, 2023
- 24-yard pass to Archer; vs. Louisville, 2023
- 24-yard pass to Camper; Ohio State, 2023
- 24-yard pass to Do. McCulley; vs. Louisville, 2023
- 22-yard pass to Camper; vs. Louisville, 2023
- 22-yard pass to Henderson; Indiana State, 2023
- 21-yard pass to Camper; Indiana State, 2023
- 21-yard pass to Lucas; vs. Louisville, 2023
- 20-yard pass to D. Carter; Akron, 2023
- 20-yard pass to Walker; Akron, 2023
- 20-yard pass to Henderson; Indiana State, 2023

Year	Rush	Rec.	Pass	Total
2023	--	--	16 (1)	16 (1)
Career	--	--	16 (1)	16 (1)

#3 • OMAR COOPER JR. • WR

Receiving

- 41-yard pass from Sorsby; Indiana State, 2023
- 35-YARD PASS FROM SORSBY; RUTGERS, 2023
- 26-YARD PASS FROM SORSBY; AT PENN STATE, 2023
- 25-yard pass from Jackson; Indiana State, 2023

Year	Rush	Rec.	Pass	Total
2023	--	4 (2)	--	4 (2)
Career	--	4 (2)	--	4 (2)

#4 • DeQUECE CARTER • WR

Receiving

- 90-YARD PASS FROM SORSBY; AT PENN STATE, 2023
- 26-YARD PASS FROM SORSBY; AT ILLINOIS, 2023
- 26-yard pass from Sorsby; Wisconsin, 2023
- 26-yard pass from Sorsby; at Maryland, 2023
- 25-yard pass from Sorsby; at Illinois, 2023
- 20-yard pass from T. Jackson; Akron, 2023

Year	Rush	Rec.	Pass	Total
2023	--	6 (2)	--	6 (2)
IU	--	6 (2)	--	6 (2)

#5 • DEXTER WILLIAMS II • QB

Passing

- 49-yard pass to Coby; at Ohio State, 2022
- 28-yard pass to Holt-Bennett; at Ohio State, 2022
- 24-yard pass to Barner; at Michigan State, 2022

Passing

- 34-YARD RUSH; AT MICHIGAN STATE, 2022
- 30-yard rush; at Michigan State, 2022

Year	Rush	Rec.	Pass	Total
2022	2 (1)	--	3	5 (1)
2023	--	--	--	--
Career	2 (1)	--	3	5 (1)

#6 • CAM CAMPER • WR

Receiving

- 41-yard pass from Jackson; Louisville, 2023
- 40-yard pass from T. Jackson; Akron, 2023
- 40-yard pass from T. Jackson; Akron, 2023
- 40-yard pass from Bazalak; Illinois, 2022
- 39-yard pass from Bazalak; Illinois, 2022
- 33-yard pass from Bazalak; Michigan, 2022
- 26-yard pass from Bazalak; Western Kentucky, 2022
- 24-yard pass from Jackson; Ohio State, 2023
- 24-yard pass from Bazalak; Maryland, 2022
- 24-yard pass from Bazalak; Maryland, 2022
- 22-yard pass from Jackson; Louisville, 2023
- 21-yard pass from Jackson; Indiana State, 2023
- 20-yard pass from Bazalak; at Cincinnati, 2022

Year	Rush	Rec.	Pass	Total
2022	--	7	--	7
2023	--	6	--	6
Career	--	13	--	13

#7 • E.J. WILLIAMS JR. • WR

Receiving

- 27-yard pass from Sorsby; at Illinois, 2023
- 21-yard pass from Sorsby; Wisconsin, 2023

Year	Rush	Rec.	Pass	Total
2023	--	2	--	2
IU	--	2	--	2

#10 • ANDISON COBY • WR

Receiving

- 49-yard pass from Williams II; at Ohio State, 2022
- 35-yard pass from Tuttle; Penn State, 2022

Year	Rush	Rec.	Pass	Total
2022	--	2	--	2
2023	--	--	--	--
IU	--	2	--	2

#12 • JAYLIN LUCAS • RB

Rushing

- 71-YARD RUSH; PURDUE, 2022
- 39-yard rush; Michigan, 2022
- 34-yard rush; at Nebraska, 2022
- 25-YARD RUSH; INDIANA STATE, 2023
- 25-YARD RUSH; INDIANA STATE, 2023

Receiving

- 40-YARD PASS FROM DO. McCULLEY; AT MICHIGAN, 2023
- 30-YARD PASS FROM JACKSON; VS. LOUISVILLE, 2023
- 25-yard pass from Bazalak; at Rutgers, 2022
- 24-yard pass from Jackson; Indiana State, 2023
- 21-yard pass from Jackson; Louisville, 2023

Year	Rush	Rec.	Pass	Total
2022	3 (1)	1	--	4 (1)
2023	1	4 (2)	--	5 (2)
Career	4 (1)	5 (2)	--	9 (3)

#15 • BRENDAN SORSBY • QB

Rushing

- 25-yard rush; Michigan State, 2023

Passing

- 90-YARD PASS TO D. CARTER; AT PENN STATE, 2023
- 69-YARD PASS TO DO. McCULLEY; AT PENN STATE, 2023
- 41-yard pass to Do. McCulley; at Illinois, 2023
- 41-yard pass to Cooper Jr.; Indiana State, 2023
- 38-yard pass to Do. McCulley; Michigan State, 2023
- 35-YARD PASS TO COOPER JR.; RUTGERS, 2023
- 32-yard pass to Do. McCulley; Wisconsin, 2023
- 27-yard pass to E.J. Williams Jr.; at Illinois, 2023
- 26-YARD PASS TO D. CARTER; AT ILLINOIS, 2023
- 26-YARD PASS TO COOPER JR.; AT PENN STATE, 2023
- 26-yard pass to D. Carter; Wisconsin, 2023
- 26-yard pass to D. Carter; at Maryland, 2023
- 25-yard pass to D. Carter; at Illinois, 2023
- 24-yard pass to Do. McCulley; Michigan State, 2023
- 23-yard pass to Do. McCulley; at Illinois, 2023
- 22-yard pass to Do. McCulley; at Maryland, 2023
- 21-yard pass to E.J. Williams Jr.; Wisconsin, 2023

Year	Rush	Rec.	Pass	Total
2023	1	--	17 (5)	18 (5)
Career	1	--	17 (5)	18 (5)

#26 • JOSH HENDERSON • RB

Rushing

- 23-yard rush; Penn State, 2022
- 20-yard rush; Indiana State, 2023

Receiving

- 44-YARD PASS FROM BAZELAK; AT MARYLAND, 2022
- 32-yard pass from Bazalak; Western Kentucky, 2022
- 24-yard pass from Bazalak; at Nebraska, 2022
- 22-yard pass from Jackson; Indiana State, 2023
- 20-yard pass from Jackson; Indiana State, 2023

Year	Rush	Rec.	Pass	Total
2022	1	3 (1)	--	4 (1)
2023	1	2	--	3
IU	2	5 (1)	-	7 (1)

#45 • TREY WALKER • TE

Receiving

- 20-yard pass from T. Jackson; Akron, 2023

Year	Rush	Rec.	Pass	Total
2023	--	1	--	1
Career	--	1	--	1

#82 • BRADLEY ARCHER • TE

Receiving

- 24-yard pass from Jackson; vs. Louisville, 2023

Year	Rush	Rec.	Pass	Total
2023	--	1	--	1
IU	--	1	--	1

(##) - Touchdowns | BOLD CAPS indicates touchdown scored on play

SEASON SUPERLATIVES

INDIANA INDIVIDUAL

Rushes	19	Howland, Trent; Michigan State (11/18)
Yards Rushing	88	Lucas, Jaylin; Indiana State (9/8)
TD Rushes	2	Lucas, Jaylin; Indiana State (9/8)
Long Rush	25 (2x)	Last: Sorsby, Brendan; Michigan State (11/18)
Pass Attempts	34 (2x)	Last: Sorsby, Brendan; Michigan State (11/18)
Pass Completions	24	Jackson, Tayven; vs. Louisville (9/16)
Yards Passing	299	Jackson, Tayven; vs. Louisville (9/16)
TD Passes	3 (2x)	Last: Sorsby, Brendan; at Illinois (11/11)
Long Pass	90	Sorsby, Brendan; at Penn State (10/28)
Receptions	11	McCulley, Donaven; at Illinois (11/11)
Yards Receiving	137	McCulley, Donaven; at Illinois (11/11)
TD Receptions	2	McCulley, Donaven; at Illinois (11/11)
Long Reception	90	Carter, DeQuece; at Penn State (10/28)
Field Goals	2	Freeman, Chris; Akron (9/23)
Long Field Goal	50	Freeman, Chris; Wisconsin (11/4)
Punts	7	Evans, James; Akron (9/23)
Punting Average	57.5	Evans, James; at Penn State (10/28)
Long Punt	70	Evans, James; Rutgers (10/21)
Punts Inside 20	3	Evans, James; Wisconsin (11/4)
Long Punt Return	29	Lucas, Jaylin; Ohio State (9/2)
Long Kickoff Return	56	Lucas, Jaylin; at Maryland (9/30)
Tackles	13	Casey, Aaron; Akron (9/23)
Sacks	2.0 (3x)	Last: Casey, Aaron; Wisconsin (11/4)
Tackles For Loss	4.0	Casey, Aaron; Wisconsin (11/4)
Interceptions	2	Moore, Louis; Akron (9/23)

OPPONENT INDIVIDUAL

Rushes	24 (2x)	Last: Love III, Reggie; at Illinois (11/11)
Yards Rushing	143	Wimsatt, Gavin; Rutgers (10/21)
TD Rushes	3	Wimsatt, Gavin; Rutgers (10/21)
Long Rush	80	Wimsatt, Gavin; Rutgers (10/21)
Pass Attempts	41	Locke, Braedyn; Wisconsin (11/4)
Pass Completions	25	Houser, Kaitin; Michigan State (11/18)
Yards Passing	507	Paddock, John; at Illinois (11/11)
TD Passes	5	Tagovailoa, Taulia; at Maryland (9/30)
Long Pass	85	Plummer, Jack; vs. Louisville (9/16)
Receptions	9	Williams, Isaiah; at Illinois (11/11)
Yards Receiving	200	Williams, Isaiah; at Illinois (11/11)
TD Receptions	3	Felton, Tai; at Maryland (9/30)
Long Reception	85	Thrash, Jamari; vs. Louisville (9/16)
Field Goals	3 (2x)	Last: Griffin, Caleb; at Illinois (11/11)
Long Field Goal	50	Felkins, Alex; at Penn State (10/28)
Punts	6	Thompson, Riley; at Penn State (10/28)
Punting Average	51.0	Eckley, Ryan; Michigan State (11/18)
Long Punt	56 (2x)	Last: Eckley, Ryan; Michigan State (11/18)
Punts Inside 20	3 (2x)	Last: Eckley, Ryan; Michigan State (11/18)
Long Punt Return	27	Morris, Tyler; at Michigan (10/14)
Long Kickoff Return	50	Singleton, Nicholas; at Penn State (10/28)
Tackles	12 (3x)	Last: Goetz, C.J.; Wisconsin (11/4)
Sacks	2.0 (2x)	Last: Jucas, Gabe; at Illinois (11/11)
Tackles For Loss	3.0	Turner, Jordan; Wisconsin (11/4)
Interceptions	1 (6x)	Last: Resetich, Mac; at Illinois (11/11)

INDIANA TEAM

	Highs	Lows
Rushes	46; Michigan State (11/18)	27; vs. Louisville (9/16)
Yards Rushing	214; Indiana State (9/8)	58; vs. Louisville (9/16)
Yards Per Rush	5.3; Rutgers (10/21)	1.8; Wisconsin (11/4)
TD Rushes	5; Indiana State (9/8)	0 (4x); Last at Penn State (10/28)
Pass Attempts	41; at Maryland (9/30)	19; at Penn State (10/28)
Pass Completions	27; Indiana State (9/8)	9; Ohio State (9/2)
Yards Passing	344; Indiana State (9/8)	82; Ohio State (9/2)
Yards Per Attempt	14.2; at Penn State (10/28)	3.9; Ohio State (9/2)
TD Passes	3 (2x); Last: at Illinois (11/11)	0 (2x); Last Indiana State (9/8)
Total Plays	80; Michigan State (11/18)	53; at Penn State (10/28)
Total Offense	558; Indiana State (9/8)	153; Ohio State (9/2)
Yards Per Play	7.1; Indiana State (9/8)	2.8; Ohio State (9/2)
Points	45; at Illinois (11/11)	3; Ohio State (9/2)
Sacks By	4 (2x); Last at Michigan (10/14)	0 (3x); Last Michigan State (11/18)
First Downs	33; Indiana State (9/8)	10; Ohio State (9/2)
Penalties	8; Ohio State (9/2)	2; Wisconsin (11/4)
Penalty Yards	80; at Illinois (11/11)	20; vs. Louisville (9/16)
Turnovers	4; at Michigan (10/14)	0 (2x); Last Wisconsin (11/4)
Interceptions By	3; Akron (9/23)	0 (5x); Last Michigan State (11/18)
Punts	7; Akron (9/23)	2; Indiana State (9/8)
Punting Average	57.5; at Penn State (10/28)	36.6; at Maryland (9/23)
Long Punt	70; Rutgers (10/21)	--
Punts Inside 20	3; Wisconsin (11/4)	0; Indiana State (9/8)
Long Punt Return	29; Ohio State (9/2)	--

OPPONENT TEAM

	Highs	Lows
Rushes	55; Rutgers (10/21)	23; at Maryland (9/30)
Yards Rushing	276; Rutgers (10/21)	72; Indiana State (9/8)
Yards Per Rush	6.6; Akron (9/23)	2.2; Indiana State (9/8)
TD Rushes	3 (3x); Last Rutgers (10/21)	0 (3x); Last Michigan State (11/18)
Pass Attempts	43 (2x); Last Wisconsin (11/4)	11; Indiana State (9/8)
Pass Completions	25 (2x); Last Michigan State (11/18)	3; Indiana State (9/8)
Yards Passing	507; at Illinois (11/11)	21; Indiana State (9/8)
Yards Per Attempt	14.1; at Illinois (11/11)	1.9; Indiana State (9/8)
TD Passes	5; at Maryland (9/30)	0 (4x); Last Rutgers (10/21)
Total Plays	83; Akron (9/23)	43; Indiana State (9/8)
Total Offense	662; at Illinois (11/11)	93; Indiana State (9/8)
Yards Per Play	9.3; at Illinois (11/11)	2.2; Indiana State (9/8)
Points	52; at Michigan (10/14)	7; Indiana State (9/8)
Sacks By	4; at Michigan (10/14)	0 (2x); Last: Rutgers (10/21)
First Downs	31; at Illinois (11/11)	8; Indiana State (9/8)
Penalties	14; at Illinois (11/11)	2; at Michigan (10/14)
Penalty Yards	139; at Illinois (11/11)	15; at Maryland (9/30)
Turnovers	3; Akron (9/23)	0 (3x); Last Rutgers (10/21)
Interceptions By	2; at Michigan (10/14)	0 (4x); Last Wisconsin (11/4)
Punts	8; Indiana State (9/8)	2; at Michigan (10/14)
Punting Average	51.0; Michigan State (11/18)	29.7; vs. Louisville (9/16)
Long Punt	56 (2x); Last Michigan State (11/18)	--
Punts Inside 20	3 (3x); Last Michigan State (11/18)	0 (2x); Last at Michigan (10/14)
Long Punt Return	27; at Michigan (10/14)	--

STARTERS

OFFENSE % - Started three linebackers | * - Started two running backs | ^ - Started two tight ends

OPPONENT	LT	LG	C	RG	RT	QB	RB	WR	WR	WR	TE
OHIO STATE	Smith	Katic	Carpenter	Bedford	Benson	Sorsby	Lucas	Bomba^	Camper	Henderson*	Archer
INDIANA STATE	Smith	Katic	Carpenter	Bedford	Benson	Jackson, T.	Lucas	McCulley, Do.	Camper	Carter, D.	Archer
vs. Louisville	Smith	Katic	Carpenter	Longman	Benson	Jackson, T.	Lucas	McCulley, Do.	Camper	Henderson*	Bomba
AKRON	Smith	Katic	Carpenter	Bedford	Benson	Jackson, T.	Lucas	McCulley, Do.	Camper	Carter, D.	Walker
at Maryland	Smith	Katic	Carpenter	Bedford	Benson	Jackson, T.	Turner	McCulley, Do.	Camper	Steinfeldt^	Walker
at Michigan	Smith	Katic	Carpenter	Bedford	Benson	Jackson, T.	Lucas	McCulley, Do.	Camper	Carter, D.	Bomba
RUTGERS	Smith	Katic	Carpenter	Bedford	Benson	Sorsby	Turner	McCulley, Do.	Camper	Bomba^	Walker
at Penn State	Smith	Katic	Carpenter	Bedford	Benson	Sorsby	Lucas	McCulley, Do.	Cooper Jr.	Henderson*	Bomba
WISCONSIN	Smith	Katic	Carpenter	Bedford	Benson	Sorsby	Lucas	McCulley, Do.	Cooper Jr.	Henderson*	Walker
at Illinois	Smith	Katic	Carpenter	Bedford	Benson	Sorsby	Henderson	McCulley, Do.	Williams Jr.	Bomba^	Walker
MICHIGAN STATE	Smith	Katic	Carpenter	Bedford	Benson	Sorsby	Howland	McCulley, Do.	Williams Jr.	Bomba^	Walker
at Purdue											

DEFENSE

OPPONENT	DE	DT	DT	BULL	LB	LB	CB	S	Husky	S	CB
OHIO STATE	Carter, A.	Cox	Blidi	Carr Jr.	Casey, A.	Mangum-Farrar	Toomer	Moore	Pierre	Sanguinetti	Sharpe
INDIANA STATE	Carter, A.	Cox	Blidi	Jackson, M.	Casey, A.	Mangum-Farrar	Toomer	Moore	Pierre	Dunnam	Sharpe
vs. Louisville	Carter, A.	Cox	Blidi	Jackson, M.	Casey, A.	Mangum-Farrar	Minor, K.	Moore	Pierre	Dunnam	Sharpe
AKRON	Carter, A.	Cox	Blidi	Carr Jr.	Casey, A.	Mangum-Farrar	Minor	Grier	Pierre	Dunnam	Sharpe
at Maryland	Carter, A.	Burris Jr.	Blidi	Carr Jr.	Casey, A.	Mangum-Farrar	Minor	Grier	Jones, A. %	Dunnam	Sharpe
at Michigan	Carter, A.	Burris Jr.	Blidi	Carr Jr.	Casey, A.	Mangum-Farrar	Minor	Moore	Jones, A. %	Dunnam	Toomer
RUTGERS	Carter, A.	Burris Jr.	Blidi	Carr Jr.	Casey, A.	Mangum-Farrar	Minor	Moore	Pierre	Dunnam	Toomer
at Penn State	Carter, A.	Burris Jr.	Blidi	Carr Jr.	Casey, A.	Mangum-Farrar	Minor	Moore	Jones, A. %	Sharpe	Toomer
WISCONSIN	Carter, A.	Burris Jr.	Lucas Jr.	Carr Jr.	Casey, A.	Mangum-Farrar	Sharpe	Moore	Shaw	Sanguinetti	Toomer
at Illinois	Carter, A.	Burris Jr.	Blidi	Carr Jr.	Casey, A.	Mangum-Farrar	Minor	Moore	Shaw	Sanguinetti	Toomer
MICHIGAN STATE	Carter, A.	Burris Jr.	Blidi	Carr Jr.	Casey, A.	Mangum-Farrar	Minor	Moore	Grier	Dunnam	Sharpe
at Purdue											

GAME LEADERS

Opponent	Rushing Attempts	Rushing Yards	Receptions	Receiving Yards	All-Purpose Yards	Tackles
OHIO STATE	Lucas, Jaylin - 11	Turner, Christian - 29	Camper, Cam - 3	Camper, Cam - 35	Lucas, Jaylin - 114	Casey, Aaron - 11
INDIANA STATE	Henderson, Josh - 12	Lucas, Jaylin - 88	Cooper Jr., Omar - 7	Cooper Jr., Omar - 101	Lucas, Jaylin - 137	Dunnam, Phillip - 8
vs. Louisville	Two Tied - 8	Lucas, Jaylin - 29	Lucas, Jaylin - 10	Lucas, Jaylin - 98	Lucas, Jaylin - 127	Casey, Aaron - 10
AKRON	Two Tied - 13	Turner, Christian - 67	Camper, Cam - 4	Camper, Cam - 103	Camper, Cam - 103	Casey, Aaron - 13
at Maryland	Turner, Christian - 15	Turner, Christian - 61	McCulley, Donaven - 6	McCulley, Donaven - 79	Lucas, Jaylin - 101	Pierre, Noah - 6
at Michigan	Sorsby, Brendan - 13	Howland, Trent - 35	Lucas, Jaylin - 5	Lucas, Jaylin - 56	Lucas, Jaylin - 94	Two Tied - 7
RUTGERS	Sorsby, Brendan - 11	Howland, Trent - 54	Lucas, Jaylin - 5	Cooper Jr., Omar - 35	Howland, Trent - 74	Casey, Aaron - 9
at Penn State	Two Tied - 12	Henderson, Josh - 57	McCulley, Donaven - 4	Carter, DeQuece - 104	Carter, DeQuece - 104	Two Tied - 10
WISCONSIN	Henderson, Josh - 15	Henderson, Josh - 40	McCulley, Donaven - 5	McCulley, Donaven - 67	Lucas, Jaylin - 92	Two Tied - 9
at Illinois	Sorsby, Brendan - 17	Howland, Trent - 72	McCulley, Donaven - 11	McCulley, Donaven - 137	McCulley, Donaven - 137	Moore, Louis - 10
MICHIGAN STATE	Howland, Trent - 19	Howland, Trent - 77	Two Tied - 6	McCulley, Donaven - 72	Henderson, Josh - 80	Two Tied - 12
at Purdue						

PARTICIPATION CHART

	GP/GS	OSU	ISU	vs. UL	AKRON	at UMD	at MICH	RUT	at PSU	WISC	at ILL	MSU	at PUR
Burris Jr., Marcus	11/7	P	P	P	P	ST	ST	ST	ST	ST	ST	ST	
Carr Jr., Lanell	11/9	ST	P	P	ST	ST	ST	ST	ST	ST	ST	ST	
Cooper Jr., Omar	9/2	P	P	P	P	P	P	P	ST	ST	--	--	
Lucas Jr., Patrick	11/1	P	P	P	P	P	P	P	P	ST	P	P	
Miller Jr., Anthony	3/-	--	--	--	--	P	--	--	--	--	P	P	
Sales Jr., Joshua	6/-	P	P	P	--	P	--	--	--	P	--	P	
Sneed Jr., Venson	11/-	P	P	P	P	P	P	P	P	P	P	P	
Williams Jr., E.J.	7/2	P	P	--	--	--	--	P	P	P	ST	ST	
Archer, Bradley	10/2	ST	ST	P	P	--	P	P	P	P	P	P	
Bedford, Matthew	11/11	ST	ST	P	ST	ST	ST	ST	ST	ST	ST	ST	
Benson, Kahlil	11/11	ST	ST	ST	ST	ST	ST	ST	ST	ST	ST	ST	
Blidi, Philip	11/10	ST	ST	ST	ST	ST	ST	ST	ST	P	ST	ST	
Bomba, James	10/7	ST	P	ST	--	P	ST	ST	ST	P	ST	ST	
Bonds, Bryson	10/-	P	--	P	P	P	P	P	P	P	P	P	
Camper, Cam	7/7	ST	ST	ST	ST	ST	ST	ST	--	--	--	--	
Carpenter, Zach	11/11	ST	ST	ST	ST	ST	ST	ST	ST	ST	ST	ST	
Carter, Andre	11/11	ST	ST	ST	ST	ST	ST	ST	ST	ST	ST	ST	
Carter, DeQuece	11/3	P	ST	P	ST	P	ST	P	P	P	P	P	
Casey, Aaron	11/11	ST	ST	ST	ST	ST	ST	ST	ST	ST	ST	ST	
Casey, Jared	11/-	P	P	P	P	P	P	P	P	P	P	P	
Coby, Andison	11/-	P	P	P	P	P	P	P	P	P	P	P	
Cox, LeDarius	11/4	ST	ST	ST	ST	P	P	P	P	P	P	P	
Dunnam, Phillip	11/7	P	ST	ST	ST	ST	ST	ST	P	P	P	ST	
Evans, James	11/-	P	P	P	P	P	P	P	P	P	P	P	
Evans, Mitchell	1/-	--	P	--	--	--	--	--	--	--	--	--	
Ferrell, Amare	11/-	P	P	P	P	P	P	P	P	P	P	P	
Fiacable, Vincent	1/-	--	P	--	--	--	--	--	--	--	--	--	
Foley, Brody	8/-	P	P	--	P	P	P	--	P	P	P	--	
Freeman, Chris	11/-	P	P	P	P	P	P	P	P	P	P	P	
Grier, Jordan	11/3	P	P	P	ST	ST	P	P	P	P	P	ST	
Harrison, Robby	4/-	--	P	--	--	P	P	P	--	--	--	--	
Hendershot, Bryce	1/-	--	P	--	--	--	--	--	--	--	--	--	
Henderson, Josh	7/5	ST	P	ST	--	--	--	--	ST	ST	ST	P	
Hohlt, Matt	10/-	P	P	P	P	P	P	P	P	P	P	--	
Hole, Connor	1/-	--	P	--	--	--	--	--	--	--	--	--	
Holloman, David	9/-	--	P	P	P	P	P	P	P	--	P	P	
Howland, Trent	10/1	P	P	--	P	P	P	P	P	P	P	ST	
Monds III, James	10/-	P	P	P	P	P	P	P	P	P	P	--	
Jackson, Myles	11/2	P	ST	ST	P	P	P	P	P	P	P	P	
Jackson, Tayven	6/5	P	ST	ST	ST	ST	ST	--	--	--	--	--	
James, Nick	11/-	P	P	P	P	P	P	P	P	P	P	P	
Johnson, Jamier	3/-	P	--	P	--	--	--	--	--	--	--	P	
Johnson, JoJo	11/-	P	P	P	P	P	P	P	P	P	P	P	
Jones, Anthony	11/3	P	P	P	P	ST	ST	P	ST	P	P	P	
Jones, Cooper	11/-	P	P	P	P	P	P	P	P	P	P	P	
Jones, Isaiah	1/-	--	--	--	--	--	--	--	--	--	--	P	
Jordan, Camden	5/-	P	P	--	--	P	--	P	P	--	--	--	
Katic, Mike	11/11	ST	ST	ST	ST	ST	ST	ST	ST	ST	ST	ST	
Longman, Max	4/1	--	P	ST	--	--	--	--	--	--	P	P	
Lowry, Broc	3/-	--	P	--	--	P	--	--	--	--	--	P	
Lucas, Jaylin	11/7	ST	ST	ST	ST	P	ST	P	ST	ST	P	P	
Lynch, Bray	5/-	P	P	P	--	--	--	--	--	--	P	P	
Mangum-Farrar, Jacob	11/11	ST	ST	ST	ST	ST	ST	ST	ST	ST	ST	ST	
McCulley, Derin	7/-	--	--	--	--	P	P	P	P	P	P	P	
McCulley, Donaven	11/11	P	ST	ST	ST	ST	ST	ST	ST	ST	ST	ST	
McDaniel, Tyrik	11/-	P	P	P	P	P	P	P	P	P	P	P	
Miller, Jaxon	2/-	--	P	--	--	P	--	--	--	--	--	--	
Minor, Kobe	10/8	P	--	ST	ST	ST	ST	ST	ST	P	ST	ST	
Moore, Louis	11/9	ST	ST	ST	P	P	ST	ST	ST	ST	ST	ST	
Perry, Kamryn	9/-	P	P	P	P	P	P	P	--	P	P	--	
Pierre, Noah	7/5	ST	ST	ST	ST	P	P	ST	--	--	--	--	
Quintero, Alejandro	1/-	--	P	--	--	--	--	--	--	--	--	--	
Radicic, Nicolas	1/-	--	P	--	--	--	--	--	--	--	--	--	
Rudolph, Joshua	11/-	P	P	P	P	P	P	P	P	P	P	P	
Sanguinetti, Josh	11/3	ST	P	P	P	P	P	P	P	ST	ST	P	
Schott, Jackson	9/-	P	P	P	P	--	P	P	P	P	--	P	
Sharpe, Jamari	11/8	ST	ST	ST	ST	ST	P	P	ST	ST	P	ST	
Shaw, Jordan	4/2	--	--	--	--	--	--	--	P	ST	ST	P	
Simmons, Brady	5/-	--	P	--	--	P	P	P	--	P	--	--	
Smith, Carter	11/11	ST	ST	ST	ST	ST	ST	ST	ST	ST	ST	ST	
Sorsby, Brendan	9/6	ST	P	--	--	P	P	ST	ST	ST	ST	ST	
Steinfeldt, Aaron	8/1	P	P	P	P	ST	P	P	--	--	P	--	
Stewart, Race	1/-	--	P	--	--	--	--	--	--	--	--	--	
Toomer, Nicolas	8/7	ST	ST	--	--	P	ST	ST	ST	ST	ST	--	
Turner, Christian	11/2	P	P	P	P	ST	P	ST	P	P	P	P	
Turner, Kaiden	5/-	--	--	--	--	P	P	--	--	P	P	P	
Turvy, Andrew	6/-	--	P	--	--	P	P	--	--	P	P	P	
Walker, Trey	10/6	--	P	P	ST	ST	P	ST	P	ST	ST	ST	
Wasserstrom, Jackson	1/-	--	P	--	--	--	--	--	--	--	--	--	
West, Sam	1/-	--	--	--	--	P	--	--	--	--	--	--	
Wracher, Sean	11/-	P	P	P	P	P	P	P	P	P	P	P	
		60	73	57	53	64	60	58	55	58	59	58	

KEY: ST - Starter | P - Participated

CAREER PARTICIPATION

Games/Starts	'18	'19	'20	'21	'22	'23	Career
Archer, Bradley ^	--	2/-	4/-	11/4	11/-	10/2	38/6
Bedford, Matthew	--	9/8	7/7	12/12	1/1	11/10	40/38
Bellin, Reece	--	--	--	--	--	--	--
Benson, Kahlil	--	--	--	--	12/5	11/11	23/16
Biddings IV, Carl ^	--	--	--	--	1/-	--	1/-
Blied, Philip ^	--	--	9/-	11/-	12/-	11/10	43/10
Bohler, Derrick	--	--	--	--	--	--	--
Bolticoff, Noah ^	--	--	--	1/-	6/-	--	7/-
Bomba, James	--	--	--	--	9/3	10/7	19/10
Bonds, Bryson	--	--	7/-	4/-	12/-	10/-	33/-
Boykin, Jaz	--	--	--	--	--	--	--
Burris Jr., Marcus ^	--	--	--	--	8/-	11/7	19/7
Camper, Cam	--	--	--	--	7/7	7/7	14/14
Cannon, Aden	--	--	--	--	--	--	--
Carpenter, Zach ^	--	--	5/2	5/3	10/10	11/11	31/26
Carr Jr., Lanell ^	--	--	6/-	9/2	12/2	11/9	37/12
Carter, Andre ^	4/-	13/-	5/1	12/10	12/12	11/11	56/33
Carter, DeQuece ^	--	12/12	3/3	11/11	12/12	11/3	49/41
Casey, Aaron	--	13/-	8/-	12/1	11/11	11/11	55/23
Casey, Jared ^	--	3/-	11/-	13/-	8/-	11/-	46/-
Chung, Anthony	--	--	--	--	--	--	--
Coby, Anderson ^	--	--	--	5/-	12/10	11/-	28/10
Collins, Ta'Derius	--	--	--	--	--	--	--
Conner, Clay	--	--	--	--	--	--	--
Cooper Jr., Omar	--	--	--	--	4/-	9/2	13/2
Cox, LeDarrius ^	--	3/-	10/-	--	12/-	11/4	36/4
Dunnam, Phillip	--	--	--	--	12/-	11/7	23/7
Evans, Drew	--	--	--	--	--	--	--
Evans, James	--	--	--	12/12	12/12	11/11	35/35
Evans, Mitchell	--	--	--	--	1/-	1/-	2/-
Ferrell, Amare	--	--	--	--	--	11/-	11/-
Fiacable, Vinny	--	--	--	--	2/-	1/-	3/-
Foley, Brody	--	--	--	--	--	8/-	8/-
Freeman, Chris	--	--	1/-	3/-	12/-	11/11	27/11
Greenlow, Orlando	--	--	--	--	--	--	--
Greer, Jack	--	--	--	--	--	--	--
Grier, Jordan	--	--	--	6/-	12/-	11/3	29/3
Harrison, Robby ^	--	--	--	--	3/-	3/-	6/-
Hendershot, Bryce	--	--	--	--	--	--	--
Henderson, Josh ^	--	8/-	12/-	3/-	12/-	7/5	42/5
Hohlt, Matt	--	--	--	2/-	10/1	10/-	22/1
Hole, Connor	--	--	--	--	1/-	1/-	2/-
Holloman, David	--	--	--	4/-	--	9/-	13/-
Howland, Trent	--	--	--	3/-	9/-	10/1	22/1
Jackson, Myles ^	--	--	1/-	7/-	12/1	11/2	31/3
Jackson, Tayven ^	--	--	--	--	3/-	6/5	9/5
James, Nick	--	--	--	--	4/-	11/-	15/-
Jeffries, Bubba	--	--	--	--	--	--	--
Jochem, Eli	--	--	--	--	--	--	--
Johnson, Jamier ^	--	--	--	10/-	7/1	3/-	20/1
Johnson, JoJo	--	--	--	--	--	11/-	11/-
Jones, Anthony ^	--	--	--	--	2/-	11/3	13/3
Jones, Cooper	--	--	--	--	7/-	11/-	18/-
Jones, Isaiah	--	--	--	--	2/-	1/-	3/-
Jordan, Camden	--	--	--	--	--	5/-	5/-
Kameristy, Julian	--	--	--	--	--	--	--
Katic, Mike	--	--	6/4	9/9	12/12	11/11	38/36
Laing, Trey ^	1/-	4/-	--	--	12/-	--	17/-
Larkins, Will	--	--	--	--	--	--	--
Longman, Max ^	--	--	4/4	12/12	11/8	4/1	31/25
Lowry, Broc	--	--	--	--	--	3/-	3/-
Lozano, Reece	--	--	--	--	--	--	--
Lucas, Jaylin	--	--	--	--	11/-	11/7	22/7
Lucas Jr., Patrick ^	--	4/-	7/-	--	12/1	11/1	34/2
Lynch, Bray	--	--	--	--	4/-	5/-	9/-
Mangum-Farrar, Jacob ^	4/-	2/-	--	11/4	9/7	11/11	37/22

Games/Starts	'18	'19	'20	'21	'22	'23	Career
McCulley, Derin ^	--	--	1/-	3/-	5/-	7/-	16/-
McCulley, Donaven	--	--	--	7/4	12/-	11/10	30/14
McDaniel, Tyrik ^	--	--	--	13/-	--	11/-	24/-
McKibbin, Blaze ^	--	--	--	--	--	--	--
McMahon, Declan	--	--	--	--	--	--	--
Miller Jr., Anthony	--	--	--	--	--	3/-	3/-
Miller, Jaxon ^	--	--	--	--	--	2/-	2/-
Minor Jr., Darryl ^	--	--	--	--	3/-	--	3/-
Minor, Kobe ^	--	--	1/-	10/-	12/-	10/8	33/8
Monds III, James	--	--	--	--	2/-	10/-	12/-
Monette, J'mari	--	--	--	--	--	--	--
Moore, Louis	--	--	--	--	12/-	11/9	23/9
Pearce, Drew	--	--	--	--	--	--	--
Perry, Kamryn	--	--	--	--	1/-	9/-	10/-
Pierre, Noah	1/-	10/-	8/-	12/6	12/7	7/5	50/18
Purcell, Roman ^	--	--	--	--	--	--	--
Quintero, Alejandro	--	--	--	--	1/-	1/-	2/-
Radacic, Nicolas	--	--	--	--	--	1/-	1/-
Rudolph, Joshua ^	--	--	--	7/-	11/11	11/-	29/11
Sales Jr., Joshua	--	--	--	1/-	10/4	6/-	17/4
Sanguinetti, Josh	--	2/-	6/-	8/2	11/-	11/3	38/5
Schott, Jackson	--	--	--	--	--	9/-	9/-
Scott, Zac	--	--	--	--	--	--	--
Sharpe, Jamari	--	--	--	--	3/-	11/8	14/8
Shaw, Jordan	--	--	--	--	--	4/2	4/2
Simmons, Brady	--	--	--	--	--	5/-	5/-
Smith, Carter	--	--	--	--	2/-	11/11	13/11
Smith, Jaquez	--	--	--	--	--	--	--
Sneed Jr., Venson	--	--	--	--	2/-	11/-	13/-
Sorsby, Brendan	--	--	--	--	1/-	9/6	10/6
Steinfeldt, Aaron	--	--	--	1/-	12/2	8/1	21/3
Stewart, Aaron	--	--	--	--	--	--	--
Stewart, Race	--	--	--	--	1/-	1/-	2/-
Tallen, Sam	--	--	--	--	--	--	--
Toomer, Nic ^	--	1/-	--	9/3	11/3	8/7	29/13
Trueblood, Xavier	--	--	--	--	--	--	--
Turner, Christian ^	3/-	10/-	1/-	14/2	12/-	11/2	51/4
Turner, Kaiden	--	--	--	--	4/1	5/-	9/1
Turvey, Andrew	--	--	--	--	5/-	6/-	11/-
Utzinger, Jeff	--	--	--	--	--	--	--
Walker, Trey	--	--	--	2/-	5/-	10/6	17/6
Walters, Finn	--	--	--	--	--	--	--
Wasserstrom, Jackson	--	--	--	--	--	1/-	1/-
Weems, Daniel ^	--	--	--	--	--	--	--
West, Sam	--	--	--	--	--	1/-	1/-
Williams II, Dexter	--	--	--	--	4/2	--	4/2
Williams Jr., E.J. ^	--	--	12/4	8/2	13/-	7/2	40/8
Williams, Max	--	--	--	--	--	--	--
Witt, Josh	--	--	--	--	11/-	--	11/-
Wracher, Sean	--	13/13	8/8	12/12	12/12	11/11	56/56

^ includes prior school

MISCELLANEOUS STATISTICS

OPENING POSSESSIONS

FIRST HALF

Date	Opponent	Plays	Yds.	TOP	FD	Result
9/2	OHIO STATE	3	7	2:10	--	3-and-Out
9/8	INDIANA STATE	4	73	1:18	2	Touchdown
9/16	vs. Louisville	7	32	4:00	2	Punt
9/23	AKRON	3	1	2:09	--	Punt
9/30	at Maryland	8	32	4:31	2	Field Goal
10/14	at Michigan	3	(-1)	1:09	--	Punt
10/21	RUTGERS	9	75	3:32	3	Touchdown
10/28	at Penn State	3	5	0:48	--	3-and-Out
11/4	WISCONSIN	9	66	4:53	3	Touchdown
11/11	at Illinois	3	2	0:48	--	3-and-Out
11/18	MICHIGAN STATE	7	30	2:49	2	Punt
11/25	at Purdue					

Opponent

Plays	Yds.	TOP	FD	Result
11	80	5:34	3	Touchdown
3	(-2)	1:36	--	3-and-Out
10	71	4:27	3	Missed FG
8	48	3:47	3	Interception
3	75	0:35	1	Touchdown
3	(-11)	1:32	--	Punt
15	75	8:09	6	Touchdown
6	19	3:38	1	Punt
7	33	2:18	1	Downs
3	(-2)	0:51	--	3-and-Out
8	80	3:44	4	Touchdown

SECOND HALF

Date	Opponent	Plays	Yds.	TOP	FD	Result
9/2	OHIO STATE	3	7	1:34	--	3-and-Out
9/8	INDIANA STATE	3	6	2:05	--	3-and-Out
9/16	vs. Louisville	3	54	1:14	1	Touchdown
9/23	AKRON	3	3	1:07	--	Punt
9/30	at Maryland	4	9	1:27	--	Downs
10/14	at Michigan	3	(-13)	1:36	--	Punt
10/21	RUTGERS	3	5	1:03	--	Punt
10/28	at Penn State	14	56	6:30	4	Missed FG
11/4	WISCONSIN	10	32	5:18	3	Punt
11/11	at Illinois	4	36	1:12	1	Fumble
11/18	MICHIGAN STATE	8	75	4:06	2	Touchdown
11/25	at Purdue					

Opponent

Plays	Yds.	TOP	FD	Result
3	7	1:20	--	3-and-Out
7	18	5:06	2	Punt
5	13	2:30	1	Punt
9	74	4:21	4	Touchdown
4	6	2:04	--	Field Goal
4	65	2:31	1	Touchdown
12	75	6:15	5	Touchdown
12	75	6:21	4	Touchdown
10	75	4:46	3	Touchdown
5	22	2:01	1	Punt
3	9	1:55	--	Punt

EFFICIENCY CHARTS

Date	Opponent	Third Down and...										Total	4th Down	Red Zone
		1	2	3	4	5	6	7	8	9	10+			
9/2	OHIO STATE	--	1-1	2-2	0-1	1-3	0-1	0-2	1-2	--	0-3	5-15	1-3	--
9/8	INDIANA STATE	2-2	4-4	--	2-2	1-1	0-1	0-1	--	2-2	1-2	12-16	--	5-5
9/16	vs. Louisville	1-1	--	--	1-1	--	1-2	0-2	1-2	--	1-6	5-13	0-2	1-2
9/23	AKRON	0-1	0-1	--	0-1	0-1	2-4	1-2	--	0-1	0-3	3-14	0-2	3-4
9/30	at Maryland	1-2	0-1	1-1	1-3	--	1-3	--	0-1	0-1	1-5	5-17	3-6	3-4
10/14	at Michigan	1-1	1-2	2-4	1-1	--	--	--	--	0-2	1-5	6-15	1-3	0-1
10/21	RUTGERS	--	1-1	--	1-1	0-1	0-1	0-2	--	0-1	0-4	2-11	1-3	1-2
10/28	at Penn State	0-1	--	1-3	0-1	0-1	2-2	--	0-1	0-1	0-1	3-11	1-2	1-2
11/4	WISCONSIN	0-1	--	1-1	--	0-1	--	2-5	1-2	2-4	0-2	6-16	1-1	3-3
11/11	at Illinois	1-1	4-5	--	0-1	--	1-2	0-1	0-1	--	1-2	7-13	0-1	5-5
11/18	MICHIGAN STATE	0-2	4-5	2-3	0-1	1-1	1-2	0-1	--	--	0-2	8-17	2-3	3-3
11/25	at Purdue													
TOTALS		/----- 30-46 -----/			/----- 20-56 -----/			/----- 12-57 -----/			62-157	10-26	25-31	
		3rd-and-Short - 65%			3rd-and-Medium: 36%			3rd-and-Long: 21%			39%	38%	80%	

TIME OF POSSESSION

Date	Opponent	Score	1st Qtr	2nd Qtr	3rd Qtr	4th Qtr	1st Half	2nd Half	Overall
9/2	OHIO STATE	3-23	7:22	7:26	4:52	8:25	14:48	13:17	28:05
9/8	INDIANA STATE	41-7	8:32	8:31	8:15	11:31	17:03	19:46	36:49
9/16	vs. Louisville	14-21	10:18	5:51	10:14	4:49	16:09	15:03	31:12
9/23	AKRON	29-27 (4OT)	6:43	6:43	3:06	9:04	13:26	12:10	25:36
9/30	at Maryland	17-44	8:35	12:16	7:14	9:59	20:51	17:13	38:04
10/14	at Michigan	7-52	9:44	4:21	6:55	6:13	14:05	13:08	27:13
10/21	RUTGERS	14-31	6:51	3:56	5:25	6:10	10:47	11:35	22:22
10/28	at Penn State	24-33	4:08	4:27	7:44	8:16	8:35	16:00	24:35
11/4	WISCONSIN	20-14	10:49	10:07	5:24	7:05	20:56	12:29	33:25
11/11	at Illinois	45-48	9:12	7:24	7:22	5:43	16:34	13:17	29:51
11/18	MICHIGAN STATE	21-24	4:28	6:36	8:50	9:02	11:04	17:52	28:56
11/25	at Purdue								

INDIANA GAME-BY-GAME

OFFENSE

Date	Opponent	---RUSHING---				---RECEIVING---				-----PASSING-----				---KICKRET---				---PUNTRET---				tot off	
		No.	Yds	TD	Lg	No.	Yds	TD	Lg	Cmp	Att	Int	Yds	TD	Lg	No	Yds	TD	Lg	No	Yds		TD
9/2	OHIO STATE	33	71	--	11	9	82	--	24	9-21-0	82	--	24	3	38	--	16	2	51	--	29		153
9/8	INDIANA STATE	42	214	5	25	27	344	--	31	27-37-0	344	--	31	2	39	--	27	2	(-17)	--	--		558
9/16	vs. Louisville	27	58	1	12	24	299	1	41	24-34-1	299	1	41	--	--	--	--	--	--	--	--		357
9/23	AKRON	34	92	1	17	11	190	1	40	11-26-1	190	1	40	3	39	--	34	1	--	--	--		282
9/30	at Maryland	37	116	--	11	25	205	2	26	25-41-1	205	2	26	2	79	--	56	2	(-8)	--	--		321
10/14	at Michigan	33	92	--	16	14	140	1	44	14-29-2	140	1	44	3	50	--	18	--	--	--	--		232
10/21	RUTGERS	29	153	1	17	15	126	1	35	15-31-0	126	1	35	2	20	--	17	1	(-3)	--	--		279
10/28	at Penn State	34	80	--	15	13	269	3	90	13-19-1	269	3	90	--	--	--	--	2	(-6)	--	--		349
11/4	WISCONSIN	41	75	1	13	19	186	1	32	19-31-0	186	1	32	3	64	--	33	--	--	--	--		261
11/11	at Illinois	43	162	3	19	22	289	3	41	22-33-1	289	3	41	4	108	--	38	--	--	--	--		451
11/18	MICHIGAN STATE	5	205	1	25	19	197	2	38	19-34-0	197	2	38	1	26	--	26	1	15	--	15		402
11/25	at Purdue																						
INDIANA		398	1,318	13	25	198	2,327	15	90	198-335-7	2,327	15	90	23	463	--	56	11	32	--	29		3,645
OPPONENT		401	1,697	17	80	200	2,572	22	85	200-330-10	2,572	22	85	14	284	--	50	20	168	1	27		4,269

DEFENSE

Date	Opponent	-----TACKLES-----				Sacks-Yds	FF	FR-Yds	Int-Yds	qbh	Pass brup	Blkd kick	FG- M-Att	-----XPTS-----				Off	
		Solo	Ast	Total	TFL-Yds									M-Att	rush	rcv	saf	TO	Pts
9/2	OHIO STATE	41	22	63	5.0-13	--	--	--	1-11	--	8	--	1-1	--	--	--	--	3	3
9/8	INDIANA STATE	26	20	46	7.0-23	4.0-16	--	--	1-0	2	1	--	2-2	5-5	--	--	--	--	41
9/16	vs. Louisville	36	24	60	4.0-25	2.0-13	--	--	1-0	3	3	--	--	2-2	--	--	--	7	14
9/23	AKRON	45	30	75	6.0-19	2.0-12	--	--	3-66	1	4	--	2-2	3-3	--	1	--	7	29
9/30	at Maryland	32	10	42	3.0-10	--	--	--	--	--	4	1	1-1	2-2	--	--	--	--	17
10/14	at Michigan	48	20	68	6.0-27	4.0-23	2	--	--	--	1	--	--	1-1	--	--	--	--	7
10/21	RUTGERS	48	12	60	3.0-15	1.0-6	--	--	--	--	1	--	--	2-2	--	--	--	--	14
10/28	at Penn State	49	22	71	6.0-29	3.0-23	1	--	1-7	4	2	--	1-2	3-3	--	--	--	3	24
11/4	WISCONSIN	37	26	63	7.0-27	2.0-17	2	2-26	--	--	9	--	2-3	2-2	--	--	--	--	20
11/11	at Illinois	39	28	67	7.0-19	1.0-8	1	1-0	1-0	1	4	--	1-1	4-5	--	1	--	13	45
11/18	MICHIGAN STATE	42	22	64	6.0-19	--	1	--	2-14	3	1	--	0-2	3-3	--	--	--	--	21
11/25	at Purdue																		
INDIANA		443	236	679	60.0-224	19.0-116	7	3-26	10-98	14	38	1	10-14	27-28	--	2	--	33	235
OPPONENT		430	304	734	61.0-271	23.0-179	8	8-87	7-108	21	38	2	13-17	37-39	--	--	1	53	324



IU UNVEILS GEORGE TALIAFERRO STATUE IN GEORGE TALIAFERRO PLAZA

Former Indiana University President Michael A. McRobbie presided over the dedication of the George Taliaferro Plaza on Friday, Nov. 1, 2019, unveiling a bronze statue of Taliaferro, one of the most important and influential individuals in the history of Indiana University and IU Athletics.

McRobbie led the dedication ceremony, which took place on the newly-dedicated plaza located on the ground level of Memorial Stadium outside of the North End Zone facility. Other speakers at the event included IU Board of Trustee member Quinn Buckner, former Indiana University Vice President and Director of Intercollegiate Athletics Fred Glass, head football coach Tom Allen, Senior Associate Athletic Director Anthony Thompson and fifth-year senior linebacker Reakwon Jones.

"Throughout his life, not only did George Taliaferro excel as an athlete, but he also overcame the real-world struggles of racism and prejudice, of segregation and oppression," McRobbie said. "And in the process, he demonstrated courage, determination and perseverance, and earned a special place in the annals of our state and its flagship public university."

"In George Taliaferro Plaza and its centerpiece statue, every visitor to Indiana Memorial Stadium will be reminded of the enormous contributions George made to IU and to this community, as an outstanding athlete, as a champion of racial equality, as a dedicated educator and administrator, as a tireless community activist, and as a friend and mentor to many."

"It is fitting that during our Bicentennial year, we are dedicating this plaza and statue in honor of one of the most important figures in the history not only of Indiana University Athletics, but of Indiana University as a whole," said Glass. "I am particularly grateful to President McRobbie and Trustee Buckner for their support in permanently and prominently recognizing this Hoosier pioneer at the entryway of IU Football where he will be seen every day by IU players, coaches, and recruits."

Taliaferro, who passed away Oct. 8, 2018, at the age of 91, was a legendary Indiana University football player during the 1940s who shattered racial barriers on campus and in the sport. In doing so, he left an indelible mark on both.

The Gary, Ind., native was a three-time All-American at IU who led the Hoosiers' unbeaten 1945 Big Ten Championship team in rushing. He'd go on to lead the program in rushing twice and passing once, and following the 1948 season he became the first African-American drafted by an NFL team when the Chicago Bears selected him in the 13th round.

Taliaferro would eventually spend seven years in the NFL, earning Pro Bowl honors three times. He totaled 2,255 rushing yards, 1,300 receiving yards, 1,633 passing yards, and accounted for 37 touchdowns while playing for franchises in New York, Dallas, Baltimore, and Philadelphia. He also became the only player in league history to play seven positions – running back, quarterback, wide receiver, cornerback, punter, punt returner, and kickoff returner.

While those feats make him one of the most accomplished players in IU and Big Ten history, his contributions extended well beyond the collegiate and professional playing fields.

During the 1940s, Taliaferro and IU President Herman B Wells played a pivotal role in desegregating the IU campus and the City of Bloomington. During the era, Taliaferro was not allowed to eat at many local restaurants. When Wells found out that Taliaferro had to return home between classes because no nearby restaurants would serve him, Wells arranged for the two to have lunch at a nearby campus establishment. Wells and Taliaferro had lunch, and IU and the Bloomington community took a giant step toward desegregation.

Taliaferro's contributions did not end at the conclusion of his playing career. A 1951 IU graduate who later earned a Master's Degree from Howard University, Taliaferro returned to IU in 1972 and served as special assistant to IU President John Ryan. In that role and other roles on campus during the next two decades, he was a valuable and outspoken voice on social justice issues.

Taliaferro's lifetime of accomplishments are chronicled on the statue, which is the work of Brian Hanlon, owner of Hanlon Studios. Hanlon has produced more than 300 works in both public and private collections, including the five granite monuments commemorating IU Basketball's five national championships.





TERRY TALLEN INDIANA FOOTBALL COMPLEX

The Terry Tallen Indiana Football Complex officially opened on Aug. 13, 2019. Former Indiana University Vice President and Director of Intercollegiate Athletics Fred Glass announced a major gift by alumnus and former IU Football captain Terry Tallen to the Indiana University Bicentennial Campaign for Athletics on April 20, 2018. This \$2 million commitment helped provide funding for the renovation of the football team area in Memorial Stadium. In recognition of his gift, the area is permanently named the Terry Tallen Indiana Football Complex.

The Terry Tallen Indiana Football Complex fills 25,000+ square feet underneath the west stands of Memorial Stadium. The complex includes the Trent and Julie Green Locker Room (named in 2003), coaches' locker room, team lounge, recruiting area, equipment room and Dr. John M. Miller Training Room (named in 1994).

Tallen graduated from the Indiana University Kelley School of Business in 1982, and while earning his degree, was also a three-year letterman. Terry was elected team co-captain in 1979 and 1980. The 1979 team was nationally ranked and won the Holiday Bowl, the Hoosiers first bowl victory. Terry was named the United Press International's Defensive Player of the Week following Indiana's Homecoming victory over Wisconsin in 1980.

In 2001, Terry founded Tallen Capital Partners, LLC, and remains the company's Chairman and CEO. Tallen Capital Partners, LLC is a privately held, vertically integrated retail and mixed-use real estate investment and development organization with offices in San Diego and San Francisco. Prior to founding Tallen Capital Partners and becoming an entrepreneur, Terry enjoyed a corporate career as a senior executive with some of our country's largest public as well as private companies. He is considered one of the leading shopping center investors and developers in the Western U.S.



IN THE BOOTH

Indiana University's football program receives some of the most extensive media coverage in the country. Learfield IMG College holds the exclusive rights as IU's official radio outlet.

**DON FISCHER**

Don Fischer is in his 51st year as the radio voice of Indiana University football and basketball games. The past 37 years, Fischer has worked as an independent contractor, and is currently serving the IU Radio Network, owned by Learfield. In addition to broadcasting the games, Fischer hosts the weekly coaches talk shows for

both football and basketball.

Fischer also offers stations a weekly talk show about IU football and basketball that airs in several markets around the state during the school year.

During his years of work in Indiana, Fischer has been named the state's Sportscaster of the Year 31 times by two different organizations. The National Sports Media Association has awarded him 27 times, including the 2019 award, while the Indiana Sportswriters and Sportscasters Association has named him their honoree four times. In June of 2018 at the NSMA Awards program, Fischer was named the first recipient of the Woody Durham Voice of College Sports Award. In 2022, Fischer received the prestigious Chris Schenkel Award from the National Football Foundation and College Hall of Fame.

Fischer was inducted into the Indiana Sportswriters and Sportscasters Association Hall of Fame in 2004. He was inducted into the Indiana Broadcasters Association Hall of Fame in October 2010. Fischer has won several awards for best play-by-play, and has been honored by Indiana University with the J.W. Bill Orwig Medal, that goes to non-alumni for distinguished service to the University. In 2020, IU presented Fischer with the Bicentennial Medal in recognition of distinguished and distinctive service in support of the mission of Indiana University. He was also named an Honorary "I" Man in 1991.

Fischer has broadcast over 2,100 Indiana University games that include 12 bowl games, five NCAA basketball Final Fours, including four NCAA Championship games, and two NIT Championship games.

From 1973-87, he worked for ABC Radio, Canada's CBC, and several other major market radio stations, including WIRE in Indianapolis, as their source for reports during the month of May coverage of the Indianapolis 500. During that 14-year period, he also served Indianapolis radio station WIRE and Network Indiana, a statewide news network, as their sports director.

As an independent contractor, Fischer served the Indianapolis Colts as their preseason television anchor for 23 years from 1995-2017.

In addition, the City of Indianapolis, and the State of Indiana have each honored Fischer with a special "Recognition Day" for his service and abilities as a play-by-play broadcaster.

A native of Rochelle, Illinois, Fischer has been in the radio business for 56 years with stops in Butte, Montana; Ottawa, Illinois; Springfield, Illinois; and Terre Haute, Indiana.

Fischer his wife, Susy, reside in Greenwood, Indiana, and have four sons, 12 grandchildren and two great grandchild.

**RHETT LEWIS**

Former Indiana wide receiver and current NFL Network broadcaster, Rhett Lewis is in his second season as Indiana's football radio analyst.

Lewis played at IU from 2001-05 and graduated with a B.S. in sports broadcasting (2005) and an M.S. in sports administration (2006).

Lewis is a host across several NFL Network programs, including NFL Now, NFL Total Access, and Path to the Draft. He also hosts various SiriusXM shows, including regular appearances on SiriusXM Big Ten Radio.

In 2014, Lewis spent five years as an anchor and reporter at WHDH in Boston, where he began using his middle name of Lewis as his last name professionally. He covered all four major pro championships (Super Bowl, NBA Finals, World Series, Stanley Cup Finals), and five championships total.

Before joining WHDH in May of 2009, Lewis spent eight months at WVUE, the FOX affiliate in his hometown of New Orleans. He also spent two years as the sports director at the CBS affiliate (KLBK) in Lubbock, Texas. Lewis also interned with WISH-TV in Indianapolis.

His father, Dean Kleinschmidt, served as Indiana's head football trainer from 2004-06. Dean was a head trainer in the NFL for 41 seasons – 31 with the New Orleans Saints, two with the Washington Redskins, and eight with the Detroit Lions.

A 1970 IU graduate, Dean is in the National Athletic Trainers Association Hall of Fame and the New Orleans Saints Hall of Fame.

Rhett's wife, Kayna - an honorary Hoosier, is also in television as a national correspondent for ABC News. They have two future Hoosier wide receivers, Conway (5) and Wylder (3).

**JOHN HERRICK**

John Herrick enters his second season with the IU Radio Network. He will handle pre-game, halftime, and post-game duties.

Herrick is currently a news anchor at 93.1 WIBC and Network Indiana in Indianapolis.

A seasoned sportscaster and news reporter, he joined Emmis Communications in 2017.

Herrick broadcasts football, basketball, baseball, volleyball, and softball games for the IHSAA Champions Radio and TV Network, the ISC Sports Network, ESPN+, and Ninestar TV. He has also filled in as the host of Indiana Sports Talk.

2023 RADIO AFFILIATES

Auburn - WAWK 94.3 FM
Bedford WQRK 105.5 FM
Bloomington WHCC 105.1 FM
Boonville WBNL 99.9 FM
Boonville WBNL 1540 AM
Cannelton WTCJ 93.3 FM
Columbus WCSI 1010 AM
Columbus WCSI 98.1 FM
Elkhart WTRC 101.9 FM
Elkhart WTRC 1340 AM
Fort Wayne WFWI 92.3 FM
Fort Wayne WKJG 100.9 FM

Fort Wayne WKJG 1380 AM
French Lick WFLQ 100.1 FM
Hammond WJOB 104.7 FM
Hammond WJOB 1230 AM
Indianapolis WIBC 93.5 FM
Indianapolis WIBC 107.5 FM
Indianapolis WIBC 93.1 FM
Indianapolis WIBC 93.1 HD2
Jasper WITZ 104.7 FM
Kendallville WAWK 95.5 FM
Kendallville WAWK 1140 AM
Kokomo WIQU 1350 AM

Linton WQTY 93.3 FM
Loogootee WRZR 94.5 FM
Louisville WXVW 1450 AM
Madison WXGO 1270 AM
Madison WXGO 100.9 FM
Michigan City WEFM 95.9 FM
Mt. Vernon WMVI 106.7 FM
Owensboro WTCJ 98.7 FM
Portland WPGW 105.3 FM
Portland WPGW 1440 AM
Richmond WQLK 95.3 FM
Salem WSLM 97.9 FM

Salem WSLM 1220 AM
Seebree WREF 97.7 FM
Seymour WXXU 92.7 FM
South Bend WHME 103.1 FM
Tell City WTCJ 106.7 FM
Tell City WTCJ 1230 AM
Terre Haute/Brazil WFNB 92.7 FM
Vincennes WAOV 1450 AM
Vincennes WZDM 92.1 FM

Affiliates Subject To Change