

INDIANA

2023 FOOTBALL GAME NOTES

BIG

Ψ | LEO

GAME CENTER

GAME ELEVEN // SATURDAY, NOVEMBER 18, 2023 // BIG TEN NETWORK // NOON ET
MEMORIAL STADIUM (52,626) // BLOOMINGTON, INDIANA



TELEVISION: Big Ten Network
Jason Ross Jr. (pbp), Anthony Herron (analyst), Megan McKeown (sideline)



RADIO: Indiana Hoosier Sports Network
Don Fischer (pbp), Rhett Lewis (analyst), John Herrick



SIRIUSXM: 161 OR 201

2023 SCHEDULE



#3/4 OHIO STATE // L, 3-23 // 50,050
Memorial Stadium // Bloomington, Indiana



INDIANA STATE // W, 41-7 // 42,775
Memorial Stadium // Bloomington, Indiana



LOUISVILLE // L, 14-21 // 22,308
Lucas Oil Stadium // Indianapolis, Indiana



AKRON // W, 29-27 (4OT) // 44,968
Memorial Stadium // Bloomington, Indiana



AT MARYLAND // L, 17-44 // 38,181
Memorial Stadium // College Park, Maryland



AT #2/2 MICHIGAN // L, 7-52 // 110,264
Michigan Stadium // Ann Arbor, Michigan



RUTGERS // L, 14-31 // 43,611
Memorial Stadium // Bloomington, Indiana



AT #10/10 PENN STATE // L, 24-33 // 107,209
Beaver Stadium // University Park, Pennsylvania



WISCONSIN // W, 20-14 // 45,466
Memorial Stadium // Bloomington, Indiana



AT ILLINOIS // L, 45-48 (OT) // 53,157
Memorial Stadium // Champaign, Illinois



MICHIGAN STATE // Noon // BTN
Memorial Stadium // Bloomington, Indiana



AT PURDUE // Noon // BTN
Ross-Ade Stadium // West Lafayette, Indiana

BY THE NUMBERS

137

Receiving yards by junior **Donaven McCulley** at Illinois for his first career 100-yard receiving game. **MORE ON PAGE 11**

16

Tackles for loss or no gain by **Aaron Casey** per Pro Football Focus to lead all Power 5 tacklers. **MORE ON PAGE 13**

19

Of the 23 scholarship transfer student-athletes made their Indiana debut on the season. Of those, 18 appeared in the season opener and 10 have made at least one start in 2023.

2016

Is the year of the last 100-tackle season by a Hoosier defender, as **Aaron Casey** is on pace to become the next to reach the mark with 86 stops through 10 games.

INDIANA HOOSIERS

Last Game. L, 45-48 (OT) at Illinois
Head Coach. Tom Allen
Career Record (Year). 33-47 (7th)
Record at IU (Year). Same



3-7, 1-6 BIG TEN
3-2 AT HOME

VS.



3-7, 1-6 BIG TEN
0-4 ON THE ROAD

MICHIGAN STATE SPARTANS

Last Game. L, 3-38 at No. 3/3/1 Ohio State
Head Coach. Harlon Barnett (Interim)
Career Record (Year). 1-7 (1st)
Record at MSU (Year). Same

SETTING THE SCENE

- The 66th Battle for the Brass Spittoon will take place at Memorial Stadium on Saturday between Indiana and Michigan State on Big Ten Network at noon. The all-time series sits at 49-18-2 in favor of MSU, with a 49-15-1 edge for the Spartans for the spittoon.
- After a 2022 double-overtime victory at Spartan Stadium, Indiana will look to retain the brass spittoon for back-to-back seasons for the first time since it won three straight between 1967-69.
- The Battle for the Brass Spittoon began with the 1950 meeting and the two schools have met in 66 of the last 74 seasons, which includes 13 straight seasons. During that stretch, the two teams did not meet in 1971-72, 1979-80, 1999-2000 and 2009-10.
- The road team has won each of the last three meetings with Indiana winning in East Lansing during the 2020 and 2022 campaigns and Michigan State winning at Memorial Stadium in 2021.

NEWS & NOTES

- Redshirt senior **Aaron Casey** has at least one tackle for loss in seven of the last eight weeks and has produced five straight games with at least eight tackles. He's on pace to post the first 100-tackle season since **Tegray Scales** in 2016 with 86 stops entering Week 12.
- Casey piled up 4.0 tackles for loss with 2.0 sacks as part of a nine-tackle effort in the win over Wisconsin in Week 10 to earn Big Ten Defensive Player of the Week. His 4.0 TFLs are the most by a Hoosier since 2016 and rank tied for No. 9 in a single game in 2023.
- His 86 tackles rank No. 5 in the Big Ten entering Week 12 and he leads the Big Ten with 14.5 tackles for loss, which ranks No. 9 in the FBS. Casey's 16 tackles for loss or no gain lead the Big Ten and the Power 5 per Pro Football Focus.

MORE ON PAGE 13

- Redshirt freshman **Brendan Sorsby** has accounted for 12 touchdowns over the last four weeks - all starts - with eight passing and four rushing scores. Over the last three weeks, Sorsby has rushed and threw for a score in each game.
- Sorsby became the first Indiana quarterback since at least 1996 with multiple passing touchdowns of 60-plus yards in a single with two scoring strikes over 60 yards at No. 10/10 Penn State as part of a three-touchdown day from the pocket.

MORE ON PAGE 9

- Per Pro Football Focus, redshirt senior **Andre Carter** ranks No. 11 in the Big Ten with 26 total pressures (sacks, QB hits or hurries).
- With 2.0 tackles for loss in each of the first two games of the season, Carter's 4.0 TFLs were the most by a Hoosier in the first two games of a season since 2004 when **Kyle Killion** posted 5.5 tackles for loss.

MORE ON PAGE 14

- Redshirt senior **Josh Sanguinetti** pulled in his third career interception in the fourth quarter at No. 10/10 Penn State to set up the game tying score and end Drew Allar's FBS record for attempts to start a career without an interception (311 attempts).

- Senior **Louis Moore** grabbed his first career interception in the second quarter versus Akron and followed that with his first defensive touchdown in the third quarter versus the Zips. He added his first Big Ten interception at Illinois in Week 11.

MORE ON PAGE 16

- The first career 100-yard receiving game for junior **Donaven McCulley** came at Illinois, as he piled up 11 catches (17 targets) and 137 yards with two touchdowns. He has 30 catches for 300 yards over the last three weeks.

MORE ON PAGE 11

WHAT'S INSIDE

P1
P2

Setting the Scene/News & Notes
Media Information/Quick Facts
Pronunciation Guide

P3-4

4

Michigan State: Past & Present
Old Brass Spittoon History

P5

B1G Standings/NCAA Rankings

P6-8

6

Team Notes

7

#ProIU/At the Start

8

IU Players/Scouts of the Week
National Polls/Honors Tracker

P9-18

9

10

11

12

13

14

15

16

17

18

Positional Notes
Quarterbacks
Running Backs
Wide Receivers
Tight Ends/Offensive Line
Linebackers
Defensive Line
Cornerbacks
Safeties
Outside Linebackers
Specialist

P19

P20

P21-23

P24-55

P56-74

P75

P76

P77

Head Coach Tom Allen
Coaching Staff
2023 Roster
Student-Athlete Bios
2023 Statistics
George Taliaferro Statue
Terry Tallen Locker Room
In the Booth



GAME WEEK MEDIA SCHEDULE

| MONDAY | TUESDAY | WEDNESDAY | THURSDAY | FRIDAY | SATURDAY |
|--|---|--|---|--------------------------------------|---|
| 11 a.m. Weekly Press Conference <i>Henke Hall of Champions</i> <i>11 a.m. - Tom Allen</i> <i>11:30 a.m. - Carey/Guerrieri</i> <i>Noon - Student-Athletes</i> <i>Lunch</i> | 11 a.m. Student-Athlete Availability <i>Football Team Room</i> | 7:05 p.m. Inside Indiana Football w/ Tom Allen <i>Chop Shop Market & Table</i> | 11:30 a.m. Tom Allen Press Conference <i>Zoom</i> <i>Contact Jeff Keag for Zoom information</i> | Noon No media availability | Noon Indiana hosts Michigan State <i>Memorial Stadium</i> <i>TV: Big Ten Network</i> <i>Head coach Tom Allen and selected student-athletes will be available following the game.</i> |

MEDIA INFORMATION

STRATEGIC COMMUNICATIONS CONTACTS

Senior assistant athletic director for strategic communications and football contact **Jeff Keag** (812-855-6209 office, 812-219-2925 cell, jkeag@indiana.edu) and assistant athletic director for strategic communications **Greg Campbell** (814-876-0824 cell, campbeg@iu.edu) handle all media requests for the Indiana football program.

WEEKLY PRESS CONFERENCE

Indiana head coach **Tom Allen** will hold his weekly press conference every Monday during the regular season at 11 a.m. ET in the Henke Hall of Champions.

Allen will open the weekly press availability at 11 a.m., followed by offensive coordinator **Rod Carey** and co-defensive coordinator/safeties coach **Matt Guerrieri** at 11:30 and 11:45, respectively. Student-athletes will be available starting at noon.

Lunch will be provided. Live streaming will be made available on IUHoosiers.com and a transcript will be provided by ASAP Sports.

PRACTICE SCHEDULE

Practices are closed to the media. Requested coaches and student-athletes will be available in the Football Team Room in the North End Zone complex for post-practice interviews on Tuesdays.

Allen, Carey, Guerrieri, and student-athletes made available at Monday's press conference will not be available.

INTERVIEW REQUESTS

All requests for head and assistant coaches should be directed to **Jeff Keag**. Student-athlete requests can be made to **Greg Campbell**. Personal phone numbers will not be made available to media. Student-athletes have been instructed not to conduct interviews when contacted without prior approval from the strategic communications staff. Please contact Campbell if you would like to contact student-athlete family members.

POSTGAME INTERVIEW POLICY

The Indiana locker room is closed at all times. A strategic communications staff member will collect student-athlete requests in the press box midway through the fourth quarter. Requested student-athletes will be available in the weight room of the North End Zone Complex immediately following head coach Tom Allen's post-game press conference.

Allen will be available in the Football Team Room of the North End Zone Complex following his post-game radio duties. Post-game interviews on the road will be held in accordance with the host school's procedures.

CREDENTIALS

Working credentials for the 2023 Indiana football season must be requested at clients.sportssystems.com/clients/indiana.

Credentials may be mailed to a provided address. To guarantee that your credential is mailed in a timely fashion, your request should be made 10 days prior to the game. All requests made during the week of the game will be held at media will call, which is located at ticket booth No. 3 located on the west side of Memorial Stadium and opens three hours prior to kickoff.

IUHOOSIERS.COM

IUHoosiers.com is the official web site of the Indiana football program. This is the best and most efficient way for media wishing to receive updated information on Indiana football.

SOCIAL MEDIA

Follow Indiana Football on Twitter and Instagram (@IndianaFootball) and Facebook (facebook.com/IndianaFootball). Head coach **Tom Allen** is on Twitter (@CoachAllenIU) and Facebook (facebook.com/CoachAllenIU).

QUICK FACTS

UNIVERSITY FACTS

| | |
|---------------------------------------|---------------------------------|
| Location | Bloomington, Ind. |
| Population | 85,755 |
| Founded | 1820 |
| Joined Big Ten | 1899 |
| First Year of Big Ten Football | 1900 |
| Enrollment | 48,952 |
| Nickname | Hoosiers |
| Colors | Cream and Crimson |
| Marching Band | Marching Hundred |
| President | Pamela Whitten |
| Director of Athletics | Scott Dolson |
| Senior Woman Administrator | Mattie White |
| Faculty Representative | Dr. Kurt Zorn |
| Ticket Office Phone | 866-IUSPORTS |
| Website | IUHoosiers.com |
| Twitter | @IndianaFootball, @CoachAllenIU |
| Facebook/Instagram | @IndianaFootball |

HEAD COACH

| | |
|--------------------------------|--------------------------------------|
| Head Coach | Tom Allen |
| Alma Mater | (Maranatha Baptist '92; Indiana '02) |
| Career Record (Yrs) | 33-47 (Seventh Season)* |
| Record at Indiana (Yrs) | Same |

*Coached in the 2016 Foster Farms Bowl

COACHING STAFF

Craig Johnson - Associate Head Coach/Running Backs
 Brandon Shelby - Assistant Head Coach/Cornerbacks
 Rod Carey - Offensive Coordinator
 Bob Bostad - Run Game Coordinator/Offensive Line
 Matt Guerrieri - Co-Defensive Coordinator/Safeties
 Paul Randolph - Defensive Line
 Anthony Tucker - Co-Offensive Coordinator/Wide Receiver
 Kasey Teegardin - Special Teams Coordinator/Outside Linebackers
 Chad Wilt - Defensive Coordinator/Linebackers
 Kevin Wright - Tight End

STRATEGIC COMMUNICATIONS

| | |
|--------------------------|-------------------|
| Football Contact | Jeff Keag |
| Office Phone | 812-855-6209 |
| Cell Phone | 812-219-2925 |
| Email | jkeag@indiana.edu |
| Secondary Contact | Greg Campbell |
| Cell Phone | 814-876-0824 |
| Email | campbeg@iu.edu |
| Fax | 812-855-9401 |
| Press Box Phone | 812-855-2754 |

TEAM INFORMATION

| | |
|-------------------------------------|----------------|
| Offensive Formation | Multiple |
| Defensive Formation | Multiple |
| Letterwinners Returning/Lost | 49/46 |
| Offense | 23/24 |
| Defense | 23/21 |
| Special Teams | 3/1 |
| Starters Returning/Lost | 8/14 |
| 2022 Overall Record | 4-8 |
| 2022 Big Ten Record/Finish | 2-7/6th (East) |

PRONUNCIATION GUIDE

| | | | | | |
|----|-------------------------|-----------------|----|---------------------------|--------------------------|
| 0 | Andison Coby | CO-bee | 68 | Robby Kowalewski | Kahv-uh-less-key |
| 4 | DeQuee Carter | duh-kee-ss | 80 | Derrick Bohler | Bowl-er |
| 19 | Josh Sanguinetti | Sang-win-net-ee | 83 | Eli Jochem | Yo-come |
| 20 | Louis Moore | Lou-iss | 84 | Aaron Steinfeldt | Stine-felt |
| 29 | Luke Haupt | Hop-ert | 90 | J'mari Monette | Juh-marr-E Moe-net |
| 39 | Nicolas Radicic | rad-ih-chich | 91 | LeDarrius Cox | LEE-dare-E-iss |
| 41 | Lanell Carr Jr. | Luh-nell | 95 | Sean Wracher | Rated-er |
| 43 | Matt Hohlt | Holt | 96 | Philip Blidi | blee-dee |
| 53 | Vincent Fiacable | FEE-uh-cable | 96 | Alejandro Quintero | Al-A-han-dro kwin-tear-O |
| 56 | Mike Katic | Kay-tick | | | |
| 67 | Kahlil Benson | CUH-lil | | | |

collegepressbox

SINCE 2005 EVERYTHING BUT THE PREGAME REAL

COLLEGEPRESSBOX.COM is the official media website for FBS football. Access and download game notes, quotes, statistics, media guides, headshots, logos and more for each conference and its member institutions, postseason games, awards and the College Football Playoff. Register for access at collegepressbox.com/register.

MICHIGAN STATE: PAST AND PRESENT



INDIANA HOOSIERS

3-7, 1-6 B1G (Home: 3-2, Away: 0-4, Neutral: 0-1)

2023 STATISTICAL LEADERS

| | | |
|----------------------|--------------------------------|------------------------------------|
| Passing | Brendan Sorsby | 99-of-172, 1,164 yds, 10 TD/2 INT |
| | Tayven Jackson | 78-of-128, 914 yds, 2 TD/5 INT |
| Rushing | Jaylin Lucas | 65 for 265 yds, 2 TD |
| | Trent Howland | 49 for 240 yds, 1 TD |
| Receiving | Donaven McCulley | 40 for 524 yds, 5 TD |
| | Jaylin Lucas | 33 for 235 yds, 2 TD |
| | DeQuee Carter | 19 for 298 yds, 2 TD |
| Tackles | Aaron Casey, LB | 86 tkls, 14.5 TFL, 5.5 sacks, 2 FF |
| | Louis Moore, DB | 64 tkls, 3 INT, 3 FF |
| | Andre Carter, DL | 42 tkls, 7.0 TFL, 2.0 sacks |
| Sacks | Aaron Casey, LB | 5.5 |
| | Lanell Carr Jr., OLB | 5.0 |
| Interceptions | Phillip Dunnam, DB | 3 |
| | Louis Moore, DB | 3 |
| Scoring | Chris Freeman, K | 49 pts |
| | Donaven McCulley, WR | 30 pts |
| | Jaylin Lucas, RB | 24 pts |
| | Brendan Sorsby, QB | 24 pts |
| | DeQuee Carter, WR | 14 pts |



MICHIGAN STATE SPARTANS

3-7, 1-6 B1G (Home: 3-3, Away: 0-4)

2023 STATISTICAL LEADERS

| | | |
|----------------------|-----------------------------|----------------------------------|
| Passing | Noah Kim | 91-of-160, 1,090 yds, 6 TD/6 INT |
| | Katin Houser | 76-of-133, 766 yds, 3 TD/2 INT |
| Rushing | Nate Carter | 167 for 711 yds, 4 TD |
| | Jalen Berger | 25 for 93 yds, 1 TD |
| Receiving | Montorie Foster Jr. | 34 for 447 yds, 2 TD |
| | Tre Mosley | 28 for 288 yds, 2 TD |
| Tackles | Maliq Carr | 19 for 201 yds, 1 TD |
| | Cal Haladay, LB | 74 tkls, 5.0 TFL, 2 FF, 1 INT |
| | Malik Spencer, DB | 62 tkls, 1.0 TFL, 6 PBU |
| Sacks | Aaron Brule, LB | 51 tkls, 7.5 TFL, 4.0 sacks |
| | Aaron Brule, LB | 4.0 |
| | Two Tied | 2.5 |
| Interceptions | Jaden Mangham, DB | 4 |
| | Angelo Grose, DB | 2 |
| Scoring | Jonathan Kim, K | 50 pts |
| | Nate Carter, RB | 24 pts |
| | Tyrell Henry, WR | 18 pts |
| | Three Tied | 12 pts |



NATIONAL RANKINGS

| Indiana | Category | Michigan State |
|----------------|-----------|-----------------------------------|
| Avg. NCAA Rank | NCAA Rank | Avg. |
| 324.3 | 106 | Total Offense 121 305.4 |
| 111.3 | 111 | Rushing Offense 116 102.1 |
| 213.0 | 81 | Passing Yards Gained 91 203.3 |
| 21.4 | 106 | Scoring Offense 127 16.7 |
| 391.1 | 83 | Total Defense 58 368.8 |
| 160.9 | 89 | Rushing Defense 41 133.4 |
| 230.2 | 70 | Passing Yards Allowed 81 235.4 |
| 30.0 | 101 | Scoring Defense 78 27.7 |
| (-0.3) | 89 | Turnover Margin 96 (-0.4) |
| 383 | 73 | 3rd Down Conversion Pct 117 .319 |
| 348 | 113 | 4th Down Conversion Pct 67 .500 |
| .786 | 92 | Red Zone Offense 47 .875 |
| .897 | 108 | Red Zone Defense 34 .786 |
| 192 | 85 | First Downs Gained 108 172 |
| 205 | 80 | First Downs Allowed 85 208 |
| 5.2 | 31 | Fewest Penalties Per Game 114 7.3 |
| 29:43 | 75 | Time of Possession 106 28:14 |
| 67.9 | 100 | PFF Offensive Grade 121 62.5 |
| 79.7 | 80 | PFF Defensive Grade 103 75.8 |
| -- | -- | PFF Special Teams Grade -- -- |

LAST MEETING

| | 1Q | 2Q | 3Q | 4Q | OT | F |
|--|----|----|----|----|----|----|
| | 7 | -- | 17 | 7 | 8 | 39 |
| | 3 | 21 | 7 | -- | -- | 31 |

GAME 11 \ NOVEMBER 19, 2022
SPARTAN STADIUM \ EAST LANSING, MICHIGAN

| | | | | |
|-----|-------|-----|--|-------|
| 1st | 13:12 | IND | Williams II 34 yd run (Campbell kick) | 7-0 |
| | | | 4 plays, 50 yards, TOP 1:38 | |
| | 09:02 | MSU | Patton, Ben 19 yd field goal | 7-3 |
| | | | 10 plays, 73 yards, TOP 4:10 | |
| 2nd | 11:50 | MSU | Carr 5 yd pass from Thorne (Patton kick) | 7-10 |
| | | | 7 plays, 64 yards, TOP 3:18 | |
| | 06:22 | MSU | Collins 1 yd run (Patton kick) | 7-17 |
| | | | 8 plays, 69 yards, TOP 3:37 | |
| | 00:51 | MSU | Coleman 2 yd pass from Thorne (Patton kick) | 7-24 |
| | | | 9 plays, 34 yards, TOP 3:19 | |
| 3rd | 13:40 | IND | Shivers 79 yd run (Campbell kick) | 14-24 |
| | | | 1 play, 79 yards, TOP 0:13 | |
| | 06:17 | MSU | Collins 31 yd run (Patton kick) | 14-31 |
| | | | 6 plays, 69 yards, TOP 3:26 | |
| | 06:04 | IND | Lucas, Jaylin 88 yd kickoff return (Campbell kick) | 21-31 |
| | | | -- | |
| | 04:14 | IND | Campbell 40 yd field goal | 24-31 |
| | | | 4 plays, 6 yards, TOP 1:35 | |
| 4th | 12:59 | IND | Henderson 1 yd run (Campbell kick) | 31-31 |
| | | | 9 plays, 70 yards, TOP 3:51 | |
| 2OT | -- | IND | Shivers 1 yd run (Barner pass from Williams II) | 39-31 |
| | | | 2 plays, 25 yards, TOP 15:00 | |

| | IND | MSU |
|----------------------------|---------|---------|
| First Down | 11 | 29 |
| Rushing Yards | 44-257 | 48-242 |
| Passing Yards | 31 | 298 |
| Att-Comp-Int | 7-2-0 | 42-27-1 |
| Total Offense | 51-288 | 90-540 |
| Fumble Returns-Yards | -- | -- |
| Punt Returns-Yards | -- | 2-24 |
| Kickoff Returns-Yards | 6-192 | 1-40 |
| Interception Returns-Yards | 1-0 | -- |
| Punts (Number-Avg) | 6-36.7 | 3-31.0 |
| Fumbles-Lost | -- | 1-0 |
| Penalties-Yards | 7-40 | 5-46 |
| Possession Time | 53:27 | 30:57 |
| Third-Down Conversions | 3 of 12 | 9 of 18 |
| Fourth-Down Conversions | 1 of 1 | 1 of 4 |
| Red-Zone Scores-Chances | 2-3 | 4-6 |
| Sacks By: Number-Yards | -- | 3-27 |

SERIES HISTORY

All-Time Michigan State leads, 49-18-2
In Bloomington Michigan State leads, 23-10-1
In East Lansing Michigan State leads, 26-8-1

Longest Indiana Win Streak 3 - 1967-69
Longest Michigan State Win Streak 8 - 1950-57

Largest Margin of Victory 31 (31-0) - 1991
Largest Margin of Defeat 54 (0-54) - 1957

Most Points Scored 46 - 2006
Most Points Allowed 56 - 2014 & 2002

| Date | Winner - Score | Site | Date | Winner - Score | Site |
|------------|-----------------------------|------|------------|-----------------------|------|
| 11/19/2022 | Indiana, 39-31 (207) | A | 11/1/1969 | Indiana, 16-0 | A |
| 10/16/2021 | Michigan State, 15-20 | H | 11/9/1968 | Indiana, 24-22 | A |
| 11/14/2020 | Indiana, 24-0 | A | 11/11/1967 | Indiana, 14-13 | A |
| 9/28/2019 | Michigan State, 31-40 | A | 11/12/1966 | Michigan State, 19-37 | H |
| 9/22/2018 | Michigan State, 21-35 | H | 11/13/1965 | Michigan State, 13-27 | A |
| 10/21/2017 | Michigan State, 9-17 | A | 10/17/1964 | Indiana, 27-20 | H |
| 10/1/2016 | Indiana, 24-21 (OT) | H | 10/19/1963 | Michigan State, 3-20 | A |
| 10/24/2015 | Michigan State, 26-52 | A | 10/27/1962 | Michigan State, 8-26 | H |
| 10/18/2014 | Michigan State, 17-56 | H | 10/28/1961 | Michigan State, 0-35 | A |
| 10/12/2013 | Michigan State, 28-42 | A | 10/22/1960 | Michigan State, 0-35 | H |
| 10/6/2012 | Michigan State, 27-31 | H | 10/24/1959 | Michigan State, 6-14 | A |
| 11/19/2011 | Michigan State, 3-55 | A | 11/8/1958 | Indiana, 6-0 | H |
| 9/27/2008 | Michigan State, 29-42 | H | 9/28/1957 | Michigan State, 0-54 | A |
| 10/13/2007 | Michigan State, 27-52 | A | 10/12/1956 | Michigan State, 6-53 | A |
| 10/28/2006 | Indiana, 46-21 | H | 9/24/1955 | Michigan State, 13-20 | H |
| 10/29/2005 | Michigan State, 15-46 | A | 10/9/1954 | Michigan State, 14-21 | H |
| 9/25/2004 | Michigan State, 20-30 | H | 10/17/1953 | Michigan State, 18-47 | A |
| 10/4/2003 | Michigan State, 3-31 | A | 11/8/1952 | Michigan State, 14-41 | H |
| 11/9/2002 | Michigan State, 21-56 | H | 11/17/1951 | Michigan State, 26-30 | H |
| 11/10/2001 | Indiana, 37-28 | A | 11/4/1950 | Michigan State, 0-35 | A |
| 10/10/1998 | Michigan State, 31-38 (207) | A | 11/9/1940 | Indiana, 20-0 | H |
| 10/11/1997 | Michigan State, 6-38 | H | 11/18/1939 | Tied, 7-7 | A |
| 11/9/1996 | Michigan State, 15-38 | A | 11/5/1927 | Indiana, 33-7 | H |
| 11/11/1995 | Michigan State, 13-31 | H | 10/28/1922 | Indiana, 14-6 | H |
| 10/29/1994 | Michigan State, 21-27 # | A | | | |
| 10/30/1993 | Indiana, 10-0 | H | | | |
| 10/3/1992 | Michigan State, 31-42 | A | | | |
| 10/5/1991 | Indiana, 31-0 | H | | | |
| 11/3/1990 | Michigan State, 20-45 | A | | | |
| 11/4/1989 | Michigan State, 20-51 | H | | | |
| 11/14/1988 | Michigan State, 12-38 | H | | | |
| 11/14/1987 | Michigan State, 3-27 | A | | | |
| 11/8/1986 | Indiana, 17-14 | A | | | |
| 11/9/1985 | Michigan State, 16-35 | H | | | |
| 10/12/1984 | Michigan State, 6-13 | A | | | |
| 10/15/1983 | Indiana, 24-12 | H | | | |
| 10/30/1982 | Michigan State, 14-22 | H | | | |
| 10/31/1981 | Michigan State, 3-26 | A | | | |
| 10/21/1978 | Michigan State, 14-49 | A | | | |
| 10/15/1977 | Tied, 13-13 | H | | | |
| 11/6/1976 | Michigan State, 0-23 | A | | | |
| 11/8/1975 | Michigan State, 6-14 | H | | | |
| 11/16/1974 | Michigan State, 10-19 | H | | | |
| 11/17/1973 | Michigan State, 9-10 | A | | | |
| 10/31/1970 | Michigan State, 7-32 | H | | | |

- Game forfeited to Indiana

THE OLD BRASS SPITTOON

ALL-TIME RESULTS

| Date | Note | Winner | IU | MSU | Site |
|------------|------|----------------|----|-----|------|
| 11/19/2022 | 2OT | Indiana | 39 | 31 | A |
| 10/16/2021 | | Michigan State | 15 | 20 | H |
| 11/14/2020 | | Indiana | 24 | 0 | A |
| 9/28/2019 | | Michigan State | 31 | 40 | A |
| 9/22/2018 | | Michigan State | 21 | 35 | H |
| 10/21/2017 | | Michigan State | 9 | 17 | A |
| 10/1/2016 | OT | Indiana | 24 | 21 | H |
| 10/24/2015 | | Michigan State | 26 | 52 | A |
| 10/18/2014 | | Michigan State | 17 | 56 | H |
| 10/12/2013 | | Michigan State | 28 | 42 | A |
| 10/6/2012 | | Michigan State | 27 | 31 | H |
| 11/19/2011 | | Michigan State | 3 | 55 | A |
| 9/27/2008 | | Michigan State | 29 | 42 | H |
| 10/13/2007 | | Michigan State | 27 | 52 | A |
| 10/28/2006 | | Indiana | 46 | 21 | H |
| 10/29/2005 | | Michigan State | 15 | 46 | A |
| 9/25/2004 | | Michigan State | 20 | 30 | H |
| 10/4/2003 | | Michigan State | 3 | 31 | A |
| 11/9/2002 | | Michigan State | 21 | 56 | H |
| 11/10/2001 | | Indiana | 37 | 28 | A |
| 10/10/1998 | 2OT | Michigan State | 31 | 38 | A |
| 10/11/1997 | | Michigan State | 6 | 38 | H |
| 11/9/1996 | | Michigan State | 15 | 38 | A |
| 11/11/1995 | | Michigan State | 13 | 31 | H |
| 10/29/1994 | # | Michigan State | 21 | 27 | A |
| 10/30/1993 | | Indiana | 10 | 0 | H |
| 10/3/1992 | | Michigan State | 31 | 42 | A |
| 10/5/1991 | | Indiana | 31 | 0 | H |
| 11/3/1990 | | Michigan State | 20 | 45 | A |
| 11/4/1989 | | Michigan State | 20 | 51 | H |
| 11/14/1988 | | Michigan State | 12 | 38 | H |
| 11/14/1987 | | Michigan State | 3 | 27 | A |
| 11/8/1986 | | Indiana | 17 | 14 | A |
| 11/9/1985 | | Michigan State | 16 | 35 | H |
| 10/12/1984 | | Michigan State | 6 | 13 | A |
| 10/15/1983 | | Indiana | 24 | 12 | H |
| 10/30/1982 | | Michigan State | 14 | 22 | H |
| 10/31/1981 | | Michigan State | 3 | 26 | A |
| 10/21/1978 | | Michigan State | 14 | 49 | A |
| 10/15/1977 | | Tied | 13 | 13 | H |
| 11/6/1976 | | Michigan State | 0 | 23 | A |
| 11/8/1975 | | Michigan State | 6 | 14 | H |
| 11/16/1974 | | Michigan State | 10 | 19 | H |
| 11/17/1973 | | Michigan State | 9 | 10 | A |
| 10/31/1970 | | Michigan State | 7 | 32 | H |
| 11/1/1969 | | Indiana | 16 | 0 | A |
| 11/9/1968 | | Indiana | 24 | 22 | A |
| 11/11/1967 | | Indiana | 14 | 13 | A |
| 11/12/1966 | | Michigan State | 19 | 37 | H |
| 11/13/1965 | | Michigan State | 13 | 27 | A |
| 10/17/1964 | | Indiana | 27 | 20 | H |
| 10/19/1963 | | Michigan State | 3 | 20 | A |
| 10/27/1962 | | Michigan State | 8 | 26 | H |
| 10/28/1961 | | Michigan State | 0 | 35 | A |
| 10/22/1960 | | Michigan State | 0 | 35 | H |
| 10/24/1959 | | Michigan State | 6 | 14 | A |
| 11/8/1958 | | Indiana | 6 | 0 | H |
| 9/28/1957 | | Michigan State | 0 | 54 | A |
| 10/12/1956 | | Michigan State | 6 | 53 | A |
| 9/24/1955 | | Michigan State | 13 | 20 | H |
| 10/9/1954 | | Michigan State | 14 | 21 | H |
| 10/17/1953 | | Michigan State | 18 | 47 | A |
| 11/8/1952 | | Michigan State | 14 | 41 | H |
| 11/17/1951 | | Michigan State | 26 | 30 | H |
| 11/4/1950 | | Michigan State | 0 | 35 | A |
| 11/9/1940 | ^ | Indiana | 20 | 0 | H |
| 11/18/1939 | ^ | Tied | 7 | 7 | A |
| 11/5/1927 | ^ | Indiana | 33 | 7 | H |
| 10/28/1922 | ^ | Indiana | 14 | 6 | H |

- Game forfeited to Indiana

^ - Games played prior to Old Brass Spittoon

The Old Brass Spittoon has been awarded to the winner of the Indiana-Michigan State football game since the trophy's inception in 1950. Initiated by the junior and senior classes and student council at Michigan State, the trophy was quickly accepted by the Indiana Student Senate.

The spittoon came from one of Michigan's earliest trading posts and is widely believed to be nearly 200 years old. Legend holds that the spittoon was around when both institutions were founded (Indiana - 1820, Michigan State - 1855).

Indiana and Michigan State have faced each other since 1922 and the trophy became a part of the series 28 years after the first meeting.

SERIES RECORD

Overall Series: MSU leads 49-18-2

at Indiana: MSU leads 23-10-1

at Michigan State: MSU leads 26-8-1

Spittoon Game (1950-): MSU leads 49-15-1

MOST POINTS

Indiana: 46 - 2006

IU at Home: 46 - 2006

IU on the Road: 39 - 2022

Michigan State: 56 - 2002 & 2014

MSU at Home: 55 - 2011

MSU on the Road: 56 - 2002 & 2014

MARGIN OF VICTORY

Indiana: 31 (31-0) - 1991

IU at Home: 31 (31-0) - 1991

IU on the Road: 24 (24-0) - 2020

Michigan State: 54 (0-54) - 1957

MSU at Home: 54 (0-54) - 1957

MSU on the Road: 39 (17-56) - 2014

LONGEST WINNING STREAK

Indiana: 3 - 1967-69

Michigan State: 8 - 1950-57

INDIANA RECORD BY DECADE

1920s: 2-0

1930s: 0-0-1

1940s: 1-0

1950s: 1-9

1960s: 4-6

1970s: 0-6-1

1980s: 2-7

1990s: 3-6

2000s: 2-6

2010s: 1-8

2020s: 2-1



BIG TEN BRIEFING

B1G STANDINGS

EAST DIVISION

| | B1G | PCT. | H | A | DIV | STREAK | OVERALL | PCT. | HOME | AWAY | NTRL | STREAK |
|----------------|-----|-------|-----|-----|-----|--------|---------|-------|------|------|------|--------|
| Ohio State | 7-0 | 1.000 | 3-0 | 4-0 | 5-0 | W7 | 10-0 | 1.000 | 5-0 | 5-0 | 0-0 | W10 |
| Michigan | 7-0 | 1.000 | 3-0 | 4-0 | 4-0 | W7 | 10-0 | 1.000 | 6-0 | 4-0 | 0-0 | W10 |
| Penn State | 5-2 | .714 | 2-1 | 3-1 | 2-2 | L1 | 8-2 | .800 | 5-1 | 3-1 | 0-0 | L1 |
| Maryland | 3-4 | .429 | 1-2 | 2-2 | 2-2 | W1 | 6-4 | .600 | 4-2 | 2-2 | 0-0 | W1 |
| Rutgers | 3-4 | .429 | 2-1 | 1-3 | 2-2 | L2 | 6-4 | .600 | 5-1 | 1-3 | 0-0 | L2 |
| Indiana | 1-6 | .143 | 1-2 | 0-4 | 0-5 | L1 | 3-7 | .300 | 3-2 | 0-4 | 0-1 | L1 |
| Michigan State | 1-6 | .143 | 1-2 | 0-4 | 0-4 | L1 | 3-7 | .300 | 3-3 | 0-4 | 0-0 | L1 |

WEST DIVISION

| | B1G | PCT. | H | A | DIV | STREAK | OVERALL | PCT. | HOME | AWAY | NTRL | STREAK |
|--------------|-----|------|-----|-----|-----|--------|---------|------|------|------|------|--------|
| Iowa | 5-2 | .714 | 3-1 | 2-1 | 3-1 | W2 | 8-2 | .800 | 5-1 | 3-1 | 0-0 | W2 |
| Nebraska | 3-4 | .429 | 2-2 | 1-2 | 3-1 | L2 | 5-5 | .500 | 4-2 | 1-3 | 0-0 | L2 |
| Minnesota | 3-4 | .429 | 2-2 | 1-2 | 2-3 | L2 | 5-5 | .500 | 4-2 | 1-3 | 0-0 | L2 |
| Northwestern | 3-4 | .429 | 2-2 | 1-2 | 2-2 | W1 | 5-5 | .500 | 4-2 | 1-3 | 0-0 | W1 |
| Wisconsin | 3-4 | .429 | 1-3 | 2-1 | 2-2 | L3 | 5-5 | .500 | 3-3 | 2-2 | 0-0 | L3 |
| Illinois | 3-4 | .429 | 1-3 | 2-1 | 1-3 | W2 | 5-5 | .500 | 3-3 | 2-2 | 0-0 | W2 |
| Purdue | 2-5 | .286 | 2-2 | 0-3 | 2-3 | W1 | 3-7 | .300 | 2-4 | 1-3 | 0-0 | W1 |

THIS WEEK IN THE B1G

| | | |
|---------------------------|-----------|-----|
| Saturday, Nov. 18 | | |
| Michigan State at Indiana | Noon | BTN |
| Michigan at Maryland | Noon | FOX |
| Purdue at Northwestern | Noon | BTN |
| Rutgers at Penn State | Noon | FS1 |
| Illinois at Iowa | 3:30 p.m. | FS1 |
| Minnesota at Ohio State | 4 p.m. | BTN |
| Nebraska at Wisconsin | 7:30 p.m. | NBC |

All Times ET

NCAA/BIG TEN RANKINGS SUMMARY

TEAM RANKINGS

| OFFENSE | NCAA | B1G | TOTAL |
|---------------------------------|------|-----|--------|
| 3rd Down Conversion Pct | 73 | 7 | .383 |
| 4th Down Conversion Pct | 113 | 12 | .348 |
| Completion Percentage | 82 | 7 | .593 |
| First Downs Offense | 85 | 8 | 192 |
| Fumbles Lost | 83 | 9 | 7 |
| Passes Had Intercepted | 38 | 7 | 7 |
| Passing Offense | 81 | 6 | 213.0 |
| Passing Yards per Completion | 75 | 7 | 11.9 |
| Red Zone Offense | 92 | 12 | .786 |
| Rushing Offense | 111 | 12 | 111.3 |
| Sacks Allowed | 64 | 9 | 2.00 |
| Scoring Offense | 106 | 10 | 21.4 |
| Tackles for Loss Allowed | 70 | 9 | 5.7 |
| Team Passing Efficiency | 80 | 7 | 128.09 |
| Total Offense | 106 | 8 | 324.3 |
| Turnovers Lost | 62 | 7 | 14 |
| DEFENSE | NCAA | B1G | TOTAL |
| 3rd Down Conversion Pct Defense | 52 | 8 | .372 |
| 4th Down Conversion Pct Defense | 59 | 6 | .500 |
| Defensive TDs | 50 | 4 | 1 |
| First Downs Defense | 80 | 10 | 205 |
| Fumbles Recovered | 107 | 11 | 3 |
| Passes Intercepted | 62 | 8 | 8 |
| Passing Yards Allowed | 70 | 11 | 230.2 |
| Red Zone Defense | 108 | 13 | .897 |
| Rushing Defense | 89 | 14 | 160.9 |
| Scoring Defense | 101 | 13 | 30.0 |
| Team Passing Efficiency Defense | 99 | 14 | 142.49 |
| Team Sacks | 81 | 10 | 1.90 |
| Team Tackles for Loss | 88 | 10 | 5.30 |
| Total Defense | 83 | 14 | 391.1 |
| Turnovers Gained | 99 | 12 | 11 |
| SPECIAL TEAMS | NCAA | B1G | TOTAL |
| Blocked Kicks | 47 | 5 | 1 |
| Blocked Kicks Allowed | 96 | 11 | 2 |
| Blocked Punts | -- | -- | -- |
| Blocked Punts Allowed | 78 | 8 | 1 |
| Kickoff Return Defense | 76 | 9 | 20.5 |
| Kickoff Returns | 67 | 9 | 19.86 |
| Net Punting | 48 | 8 | 39.55 |
| Punt Return Defense | 74 | 12 | 7.88 |
| Punt Returns | 126 | 13 | 1.7 |
| TEAM | NCAA | B1G | TOTAL |
| Fewest Penalties | 32 | 6 | 52 |
| Fewest Penalties Per Game | 31 | 6 | 5.2 |
| Fewest Penalty Yards | 49 | 9 | 482 |
| Fewest Penalty Yards Per Game | 49 | 9 | 48.2 |
| Time of Possession | 75 | 8 | 29:43 |
| Turnover Margin | 89 | 10 | (-0.3) |
| Winning Percentage | 100 | 12 | .300 |

INDIVIDUAL RANKINGS

| OFFENSE | NAME | NCAA | B1G | TTL | --DEFENSE | NAME | NCAA | B1G | TTL |
|---------------------------------|------------------|------|-----|-------|------------------------|---------------------|------|-----|------|
| All Purpose | Jaylin Lucas | 101 | 7 | 89.9 | Forced Fumbles | Louis Moore | 12 | 1 | 0.30 |
| Completion Percentage | Brendan Sorsby | 89 | 7 | .576 | Fumbles Recovered | Josh Sanguinetti | 12 | 1 | 2 |
| Completions Per Game | Brendan Sorsby | 93 | 8 | 12.38 | | Jared Casey | 86 | 13 | 1 |
| Passing Efficiency | Brendan Sorsby | 70 | 6 | 131.3 | Interceptions Per Game | Phillip Dunnam | 38 | 5 | 0.30 |
| Passing TDs | Brendan Sorsby | 80 | 8 | 10 | | Louis Moore | 38 | 5 | 0.30 |
| Passing Yards | Brendan Sorsby | 112 | 10 | 1,164 | Passes Defended | -- | -- | -- | -- |
| Passing Yards Per Game | Brendan Sorsby | 92 | 8 | 145.5 | Sacks | Aaron Casey | 63 | 6 | 0.55 |
| Passing Yards per Completion | Brendan Sorsby | 66 | 6 | 11.76 | | Lanell Carr | 80 | 8 | 0.50 |
| Receiving TDs | Donaven McCulley | 69 | 7 | 5 | Solo Tackles | Aaron Casey | 4 | 2 | 6.0 |
| Receiving Yards | Donaven McCulley | 124 | 11 | 524 | Tackles For Loss | Aaron Casey | 9 | 1 | 1.4 |
| Receiving Yards Per Game | Donaven McCulley | 130 | 12 | 52.4 | Total Interceptions | Phillip Dunnam | 31 | 5 | 3 |
| Receptions Per Game | Donaven McCulley | 112 | 8 | 4.0 | | Louis Moore | 31 | 5 | 3 |
| | Jaylin Lucas | 191 | 21 | 3.3 | Total Tackles | Aaron Casey | 37 | 5 | 8.6 |
| Rush Yards Per Carry | Brendan Sorsby | 139 | 14 | 2.24 | | Louis Moore | 162 | 15 | 6.4 |
| Rushing TDs | Brendan Sorsby | 152 | 10 | 4 | | Jacob Mangum-Farrar | 351 | 33 | 5.0 |
| Rushing Yards | -- | -- | -- | -- | | Phillip Dunnam | 392 | 39 | 4.8 |
| Rushing Yards Per Game | -- | -- | -- | -- | SPECIAL TEAMS | NAME | NCAA | B1G | TTL |
| Total Offense | Brendan Sorsby | 92 | 8 | 169.0 | Blocked Kicks | -- | -- | -- | -- |
| Yards per Pass Attempt | Brendan Sorsby | 81 | 5 | 6.77 | Combined Kick Returns | Jaylin Lucas | 27 | 1 | 399 |
| Yards per Reception | Cam Camper | 57 | 3 | 16.76 | Field Goal Percentage | Chris Freeman | 37 | 6 | .818 |
| | Omar Cooper Jr. | 104 | 9 | 14.83 | Field Goals Per Game | Chris Freeman | 86 | 10 | 0.90 |
| | Donaven McCulley | 192 | 19 | 13.10 | Kickoff Return TDs | -- | -- | -- | -- |
| | | | | | Kickoff Returns | Jaylin Lucas | 26 | 2 | 22.6 |
| SCORING | NAME | NCAA | B1G | TTL | Punt Return TDs | -- | -- | -- | -- |
| Points Responsible For | Brendan Sorsby | 97 | 10 | 86 | Punt Returns | -- | -- | -- | -- |
| Points Responsible For Per Game | Brendan Sorsby | 72 | 7 | 10.8 | Punting | James Evans | 12 | 2 | 45.9 |
| Scoring | Chris Freeman | 187 | 16 | 4.9 | | | | | |
| Total Points Scored | -- | -- | -- | -- | | | | | |
| Total Touchdowns | -- | -- | -- | -- | | | | | |

TEAM NOTES

L-E-O EQUATES TO W-I-N

Indiana head coach **Tom Allen** collected his 30th career win as the frontman for the Hoosiers at Michigan State in 2022 to join a select group of IU head coaches in the program's history.

Over his first five seasons, Allen's 26 wins tied for the most by a Hoosier head coach with the program's all-time winningest coach, **Bill Mallory**.

Allen is now tied for No. 5 on the all-time list at 33 career victories. Next on the list is **James M. Sheldon**'s 35 wins from 1905-13.

| Overall Wins | Head Coach | Years | First Five Seasons |
|--------------|---------------------|---------------------|--------------------|
| 69 | Bill Mallory | 1984-96 | 26 |
| 63 | Alvin "Bo" McMillin | 1934-47 | 18 |
| 41 | Lee Corso | 1973-82 | 15 |
| 35 | James M. Sheldon | 1905-13 | 21 |
| 33 | Tom Allen | 2016-present | 26 |
| 33 | James H. Horne | 1898-1904 | 23 |
| 31 | John Pont | 1965-72 | 22 |

PRO FOOTBALL VENUES

The Week 3 contest versus Louisville at Lucas Oil Stadium, home of the NFL's Indianapolis Colts, marked the 26th game played inside an NFL stadium in program history.

Of those 26 games, five of those games have been played in the Indianapolis Colts home venue. IU played two games in the Hoosier/RCA Dome (1984, 2000) and has played in Lucas Oil Stadium three times (2011, 2019, 2023).

| Games | Years | Venue (Location) |
|-------|------------------------------|--------------------------------------|
| 12 | 1982, 84, 86, 87, 90 | Metrodome (Minneapolis) |
| | 92, 93, 97, 99, 2003, 06, 08 | |
| 3 | 2011, 19, 23 | Lucas Oil Stadium (Indianapolis) |
| 2 | 1984, 2000 | Hoosier/RCA Dome (Indianapolis) |
| 2 | 1987, 90 | Fulton County Stadium (Atlanta) |
| 1 | 1939 | Polo Grounds (New York City) |
| | 1979 | San Diego Stadium |
| | 2010 | FedEx Field (Landover, Md.) |
| | 2012 | Gillette Stadium (Foxboro, Mass.) |
| | 2016 | Levi's Stadium (Santa Clara, Calif.) |
| | 2019 | TIAA Bank Field (Jacksonville, Fla.) |
| | 2020 | Raymond James Stadium (Tampa, Fla.) |

Indiana has won seven games in professional stadiums and won its 2019 trip to Lucas Oil Stadium with a 34-24 victory over Ball State under head coach **Tom Allen**.

OVERTIME RECORD

Indiana played its 16th overtime contest all-time during Week 11 at Illinois and second in 2023. The Hoosiers are 8-8 all-time in overtime contests.

The four overtime contest with the Zips is the longest game in program history and IU played two overtime games for the third time in program history (2015, 2022, 2023) and second straight season.

Of the 16 overtime contests, seven of them have gone multiple overtimes. Six of those are double overtime games, while the Week 4 four overtime game is the other.

Versus the Zips, Indiana and Akron both scored touchdowns in the first overtime and kicked field goals in the second extra period. Neither team converted the two-point conversion play in the third overtime.

In the fourth overtime, **Tayven Jackson** found **DeQuece Carter** on IU's conversion attempt to start the period. The IU defense then forced an incompletion on Akron's attempt to earn the win.

Head coach **Tom Allen** is 5-2 all-time in overtime contests, with those five wins a part of his 14 victories in games decided by eight points or fewer.

OFFENSE OFF THE GROUND IN HAPPY VALLEY

In Week 9 at Penn State, the Indiana offense enjoyed one of its best performances in 2023. The Hoosiers scored 24 points, the most through nine weeks against statistically the then-FBS top-ranked defense.

The three passing touchdowns against the Nittany Lions were more in a single game than they had allowed all season entering the game (2) and the 269 yards passing were the second most allowed by PSU through nine weeks.

Brendan Sorsby found **DeQuece Carter** for a 90-yard touchdown pass in the first quarter to mark the fifth offensive scoring play in program history of 90-plus yards (3 passing, 2 rushing).

The 90-yard touchdown pass was the longest touchdown play from scrimmage since 1993 at Penn State, a 99-yard completion from **John Paci** to **Thomas Lewis**.

In the second quarter, Sorsby hit **Donaven McCulley** on a 6-yard pass that turned into a 69-yard touchdown.

The two touchdown passes of 60-plus yards marked the first game since at least 1996 that Indiana passes for two 60-plus yard touchdowns. It is the first time with two 60-plus yard offensive touchdowns in the same game since 2014 (at Iowa). The contest with the Hawkeyes featured two touchdown runs of 60-plus yards by **Tevin Coleman** (83 yards, 1st quarter; 69 yards, 4th quarter).

SQUAD GOALS: INDIANA STATE EDITION

Against Indiana State on Sept. 8, the Indiana football program accomplished some things it hadn't done in a while and put some numbers among the program's top 10 in school history.

Defense:

- Allowed just 93 yards of total offense, which are the second fewest yards allowed by an Indiana defense since at least 1996. The fewest yards of total offense allowed by a Hoosier defense is 75 yards versus Rutgers in 2019.
- The 21 passing yards allowed are the third fewest allowed by Indiana since at least 1996. IU allowed zero passing yards against Charleston Southern in 2017 and one yard to Rutgers in 2019.
- Held Indiana State to just eight first downs in the game, its fewest in a game since it allowed six to Rutgers in 2019. It is the fifth time since at least 1996 that Indiana allowed eight-or-fewer first downs in a game.

Offense:

- The offense gained 33 first downs tied for No. 10 all-time in a single game in program history and were the most since 35 at Western Kentucky in 2021.
- With 558 yards of total offense, it marked the eighth time under head coach **Tom Allen** the offense gained at least 500 yards of total offense and the first since Western Kentucky in 2021.
- The 340 yards (116 rushing; 224 passing) of total offense in the first half are the most in a half since it gained 351 yards (100 rushing; 251 passing) at Rutgers in 2016.
- Five Indiana rushing touchdowns were the most by an IU team since it had six against Maryland in 2016. The five rushing touchdowns are the most by a Allen coached team.
- Indiana converted 12 of the 16 third down attempts in the game, its most in a single game since 2013. Indiana converted 16 of 18 attempts that season against Purdue. IU also converted 12 third down conversions at Cincinnati in 2022.

#PROIU

Indiana are again well represented in the National Football League as 15 former Hoosiers are part of NFL organizations.

Of the 15 Hoosiers, 12 of those played for head coach Tom Allen, with **Luke Haggard**, **Cam Jones**, **Tiawan Mullen** and **Jaylin Williams** all entering their first NFL seasons.

The longest tenured Hoosier in the NFL is Saffold, who will be in his 14th season (missed 2019 due to injury) in 2023 after the Jets added him in Week 9. **Dan Feeney** (7th), **Nate Sudfeld** (7th) and **Ian Thomas** (6th) have all spent at least five seasons in the NFL. **Nick Westbrook-Ikhine** begins his fourth season with the Tennessee Titans.

| | |
|--------------------------|----------------------|
| Ryder Anderson * | New York Giants |
| Dan Feeney | Chicago Bears |
| Luke Haggard * | Tampa Bay Buccaneers |
| Peyton Hendershot | Dallas Cowboys |
| Caleb Jones | Green Bay Packers |
| Cam Jones | Kansas City Chiefs |
| Raheem Layne | Los Angeles Chargers |
| Marcelino McCrary-Ball * | New York Jets |
| Micah McFadden | New York Giants |
| Tiawan Mullen * | Philadelphia Eagles |
| Rodger Saffold * | New York Jets |
| Nate Sudfeld ^ | Detroit Lions |
| Ian Thomas | Carolina Panthers |
| Nick Westbrook-Ikhine | Tennessee Titans |
| Jaylin Williams * | Minnesota Vikings |

* - Practice Squad | ^ - Injured Reserve

AT THE START

| Opponent | Coin Toss | Choice | IU 1st Drive | Opponent 1st Drive | Game Captains |
|----------------|------------|----------------------|--------------|--------------------|--|
| OHIO STATE | Ohio State | Defer - IU Received | 3-and-Out | Touchdown | Andre Carter, Aaron Casey, Mike Katic, Noah Pierre |
| INDIANA STATE | Indiana | Defer - ISU Received | Touchdown | 3-and-Out | Cam Camper, Andre Carter, Aaron Casey, Noah Pierre |
| vs. Louisville | Louisville | Defer - IU Received | Punt | Missed FG | Andre Carter, Mike Katic, Noah Pierre |
| AKRON | Akron | Defer - IU Received | 3-and-Out | Interception | Andre Carter, Aaron Casey, Mike Katic, Noah Pierre |
| at Maryland | Indiana | Defer - UMD Received | Field Goal | Touchdown | Andre Carter, Aaron Casey, Mike Katic, Noah Pierre |
| at Michigan | Michigan | Defer - IU Received | 3-and-Out | 3-and-Out | Andre Carter, Aaron Casey, Mike Katic, Noah Pierre |
| RUTGERS | Rutgers | Defer - IU Received | Touchdown | Touchdown | Andre Carter, Aaron Casey, Mike Katic, Noah Pierre |
| at Penn State | Penn State | Defer - IU Received | 3-and-Out | Punt | Cam Camper, Andre Carter, Aaron Casey, Mike Katic |
| WISCONSIN | Wisconsin | Defer - IU Received | Touchdown | Down | Andre Carter, Aaron Casey, Mike Katic |
| at Illinois | Indiana | Defer - ILL Received | 3-and-Out | 3-and-Out | Andre Carter, Aaron Casey, Mike Katic |
| MICHIGAN STATE | | | | | |
| at Purdue | | | | | |

ONE-SCORE SQUAD

Over head coach **Tom Allen's** tenure, Indiana has played 32 games decided by eight-or-fewer points, including four during the 2023 season. His resume features 14 wins, including three wins in each of the 2022, 2019 and 2018 seasons.

The first in 2023 was a comeback attempt that fell just short, 21-14, versus Louisville at Lucas Oil Stadium in Week 3. In Week 4, Indiana scored won a four overtime contest over Akron in the second one possession game of the season. Week 10 featured a 20-14 victory over Wisconsin, before a Week 11 setback in overtime at Illinois, 48-45.

In 2022, Indiana played five one possession games to mark its most since it played six during the 2018 season. The Hoosiers finished 3-2 in those games, including a 39-31 double-overtime victory at Michigan State to win the Old Brass Spittoon.

Allen started his tenure at the head of the program with a one possession contest against Utah in the Foster Farms Bowl.

YOUTH MOVEMENT

Indiana was among the youngest programs nationally in terms of experience on the roster and on the field entering 2023. In a list compiled by the University of Colorado, Indiana ranked third among Power 5 programs and 11th overall in the FBS in total scholarship newcomers with 36 (24 transfer, 12 freshmen).

Indiana was one of eight programs that return single-digit starters and return the fourth fewest starts among offense and defense.

Fewest Starters Returning (offense and defense)

| | |
|---|---|
| Colorado | 3 |
| Stanford | 5 |
| New Mexico | 6 |
| Indiana, Liberty | 8 |
| Old Dominion, Texas State, South Carolina | |

Fewest Combined Starts Returning (offense and defense)

| | |
|---------------|-----|
| Colorado | 36 |
| Florida | 115 |
| Texas State | 123 |
| Indiana | 136 |
| Arizona State | 139 |

FRIDAY NIGHT LIGHTS

Parents, students and fans all remember those Friday nights sitting in the stands at local high schools around the country and **Tom Allen** once roamed the high school sidelines in Indiana as a prep head coach.

In 2023, for the third time in his tenure as IU's head coach, Allen walked the sidelines coaching a college game in victory over Indiana State. It marked the sixth time in program history that IU played on a Friday night.

The first Friday night game at Memorial Stadium came in 1995 in a battle for the Old Oaken Bucket and was the only Friday night game on IU's campus until 2022 versus Illinois.

| Date | Opponent | Score |
|---------------|---------------------|----------|
| Sept. 8, 2023 | Indiana State | W, 41-7 |
| Sept. 2, 2022 | Illinois | W, 23-20 |
| Oct. 26, 2018 | at Minnesota | L, 31-38 |
| Sept. 2, 2005 | at Central Michigan | W, 20-13 |
| Nov. 24, 1995 | Purdue | L, 14-51 |
| Oct. 16, 1987 | at Minnesota | W, 18-17 |

The first non-Saturday contest in IU history was against border rival Kentucky on Thursday, November 30, 1893. The two teams played to a 24-24 tie in Lexington.

In all, Indiana holds an 10-3-1 mark in non-Saturday games in program history with a 4-2 mark on Friday nights.

PORTAL POWER

After bringing in 12 transfers with Division I experience in 2022, head coach **Tom Allen's** roster features 21 Division I transfers (18 FBS, 3 FCS) for the 2023 season. That list includes 13 defensive players and eight players on the offensive side of the ball. (**bold denotes** appeared in a game in 2023)

Bradley Archer, TE (Stanford)
Philip Bliidi, DL (Texas Tech)
 Noah Bolticoff, OL (TCU)
Marcus Burris Jr., DL (Texas A&M)
Lanell Carr Jr., OLB (West Virginia)
Andre Carter, DL (Western Michigan)
DeQuee Carter, WR (Fordham)
 Drew Evans, OL (Wisconsin)
Robby Harrison, DL (Arizona State)
Tayven Jackson, QB (Tennessee)
Jamier Johnson, DB (Texas)
Anthony Jones, OLB (Oregon)
 Trey Laing, OLB (Southern)
Max Longman, OL (UMass)
Jacob Mangum-Farrar, LB (Stanford)
 Darryl Minor Jr., LB (UTEP)
Kobee Minor, DB (Texas Tech)
Joshua Rudolph, LB (Austin Peay)
Nic Toomer, DB (Stanford)
Christian Turner, RB (Wake Forest)
E.J. Williams Jr., WR (Clemson)

In addition to the Division I transfers, two more transfers came from the junior college ranks.

JoJo Johnson, DB (Iowa Western C.C.)
Tyrik McDaniel, DB (Independence C.C.)

Of the 23 total scholarship transfers, 17 appeared in the season opener versus Ohio State and 19 have appeared in a game in 2023. Eleven transfers have started at least one game in 2023, as well.

SCHOLARSHIP SURPRISES

Fall camp is usually filled with new experiences, fresh faces and anticipation for a the season. New seasons also bring many new scholarship student-athletes into the fold.

There are also the occasional veteran walk-on that gets surprised in unique ways that they will be added to the list to scholarship players for the upcoming season.

This season, redshirt sophomore **Matt Hohlt** was the first to earn the distinction. His announcement was made in a team meeting, where his name was added to the Swarm D wall, which represents defensive players that set the expectation for what the Indiana defense represents. Upon reveal of his name on the wall, Tom Allen said, "We've never had a walk-on make that wall, and you know what, we still haven't because he's been put on scholarship."

Hohlt is the second member of his family to play football at Indiana, as his father, **Eric Hohlt**, was a walk-on running back in the 80s.

A few days later, following the second scrimmage of the fall, Allen gathered the team at midfield to recap the afternoon and near the end turned everyone's attention to the video board where redshirt senior **Trey Walker's** face was placed upon Happy Gilmore's body in the infamous batting cage scene.

When the final fastball ricocheted off his forehead, the words "Trey Walker: Former hockey player turned scholarship football player" flashed and he was mobbed at midfield.

PLAYERS OF THE WEEK

The Indiana coaching staff will select offensive, defensive and special teams players of the week after each win in 2023. The staff will also recognize scout team players of the week each week.

OHIO STATE

Scout Team

Offense Broc Lowry, Jack Greer
 Defense Connor Hole, Jeff Utzinger
 Special Teams Declan McMahon

INDIANA STATE

Offense

..... Omar Cooper Jr.
 Defense Lanell Carr Jr., Nicolas Toomer
 Special Teams Sean Wracher

Scout Team

Offense Jackson Wasserstrom, Josh Witt
 Defense Aaron Stewart, Finn Walters
 Special Teams Jaz Boykin

vs. LOUISVILLE

Scout Team

Offense Brody Foley, Sam West
 Defense Aiden Canon, Drew Pearce
 Special Teams Aaron Stewart

AKRON

Offense

..... Cam Camper

Defense

..... Louis Moore

Special Teams

..... Chris Freeman

Scout Team

Offense Jack Greer, Reece Bellin
 Defense Race Stewart
 Special Teams Reece Lozano

AT MARYLAND

Scout Team

Offense Broc Lowry, Reece Bellin
 Defense Isaiah Jones, Lincoln Murff
 Special Teams Luke Hauptert

AT MICHIGAN

Scout Team

Offense Eli Jochem, Derin McCulley
 Defense Lincoln Murff, Andrew Turvy
 Special Teams Clay Conner

RUTGERS

Scout Team

Offense Eli Jochem
 Defense Ta'Derius Collins, Jeff Utzinger
 Special Teams Mitchell Evans

AT PENN STATE

Scout Team

Offense Reece Bellin, Max Williams
 Defense Race Stewart, Jeff Utzinger
 Special Teams Connor Hole

WISCONSIN

Offense

..... Brendan Sorsby

Defense

..... Aaron Casey

Special Teams

..... James Bomba, Chris Freeman

Scout Team

Offense Ta'Derius Collins, Drew Pearce
 Defense Austin Barrett, Declan McMahon
 Special Teams Reece Lozano, Reece Bellin

AT ILLINOIS

Scout Team

Offense Eli Jochem, Derin McCulley
 Defense Aaron Stewart, Race Stewart
 Special Teams Clayton Allen, Jackson Wasserstrom

HONORS TRACKER

KAHLIL BENSON

AFCA Allstate Good Works Team Nominee

CAM CAMPER

Team Captain
 Earl Campbell Tyler Rose Award Watch List
 Comeback Player of the Year Award Watch List

ANDRE CARTER

Team Captain
 Bednarik Award Watch List
 The Athletic Transfer Portal Top 100 (No. 59)

AARON CASEY

Team Captain
 Butkus Award Watch List
 Wuerffel Trophy Nominee
 B1G Defensive Player of the Week (Week 10)

JAMES EVANS

Ray Guy Award Watch List
 Ray's 8 - Week 1

MIKE KATIC

Team Captain

JAYLIN LUCAS

Doak Walker Award Watch List
 Paul Hornung Award Watch List
 Walter Camp Award Watch List
 Preseason All-America

- CBS Sports (1st Team, KR)
 - Sports Illustrated (1st Team, KR)
 - Phil Steele (2nd Team, KR)
 The Athletic Freaks List (No. 99)

LOUIS MOORE

PFF Team of the Week - Defense (Week 4)
 Quick Lane Bowl Defensive Player of the Week (Week 4)

NOAH PIERRE

Team Captain

DEXTER WILLIAMS II

Comeback Player of the Year Award Watch List

TREY WALKER

Burlsworth Trophy Nominee
 NFF William V. Campbell Trophy Semifinalist

SEAN WRACHER

Patrick Mannelly Award Semifinalist
 Preseason All-America
 - Phil Steele (4th Team, LS)

BIG GRADS

Entering the 2023 season, Indiana's roster will feature 16 student-athletes that have already earned their degrees.

Of the 16 graduates, eight of them own degrees from Indiana (*), while eight of them transferred to Indiana with degrees already in hand.

| | |
|---------------------|--------------------------------|
| Bradley Archer | Graduate Transfer |
| Matt Bedford * | Liberal Studies |
| Zach Carpenter * | Liberal Studies |
| Andre Carter | Graduate Transfer |
| Dequee Carter | Graduate Transfer |
| Aaron Casey * | Public Financial Management |
| Chris Freeman * | Business Finance |
| Mike Katic * | Criminal Justice |
| Trey Laing | Graduate Transfer |
| Max Longman | Graduate Transfer |
| Jacob Mangum-Farrar | Graduate Transfer |
| Noah Pierre * | Exercise Science |
| Nicholas Toomer | Graduate Transfer |
| Christian Turner | Graduate Transfer |
| Thomas Walker * | Sport Marketing and Management |
| Sean Wracher * | Business Finance |

STARTS SLIM ON OLINE

Entering the 2023 season, the Indiana offensive line was among the 10 youngest in the FBS, with the 10th fewest combined starts returning from 2022 and were tied for the seventh fewest games played on the line.

Indiana had five returning offensive linemen with starting experience entering 2023 that combined for 77 career starts.

The group - including transfer student-athletes - had combined to play in 152 career games entering the season. *Research by West Virginia Athletics Communications.*

Offensive Line Starts by 2022 Returning Starters

| |
|-----------------------------------|
| Illinois & Mississippi State - 53 |
| TCU & Texas A&M - 58 |
| Louisiana Tech - 64 |
| Southern Miss & Utah - 69 |
| Wisconsin - 71 |
| UTSA - 76 |
| Indiana - 77 |

Games Played on Offensive Line Entering 2023

| |
|---|
| Baylor - 118 |
| Southern Miss - 119 |
| Texas A&M - 123 |
| Florida - 129 |
| Wake Forest - 136 |
| Georgia Tech - 143 |
| Fresno State & Indiana - 152 |
| Nebraska - 156 |
| Michigan State - 157 |

SIX EARN PRESEASON ALL-B1G

The national Preseason All-Big Ten lists included six different Hoosiers entering 2023, as Athlon Sports, Phil Steele and Pro Football Focus each released their lists prior to the season.

Pro Football Focus recognized running back/return specialist **Jaylin Lucas** as its first-team return specialist, wide receiver **Cam Camper** a second-team pick at wide receiver and punter **James Evans** a third-team selection at punter.

Phil Steele had Lucas and long snapper **Sean Wracher** among the publication's first-team picks, while Camper, Evans and linebacker **Aaron Casey** were all selected to the second team.

Athlon Sports placed defensive lineman **Andre Carter** on its third team, while Casey earned second-team honors and Evans was a third-team pick by the publication.

DEFENSIVE DEPTH

Nine defensive starters moved on following the 2023 season, leaving linebacker **Aaron Casey** and defensive back **Noah Pierre** as the only two returning starters in 2023.

That duo brought back 87 career games played, but just 25 of those starts. A handful of other Hoosiers had made spot starts prior to 2023, which brought the returning IU starts total to just 31 on defense.

Of the 927 total tackles made in 2022, just 31% (288 tackles) of those returned to the defense in 2023. Just 33% of the teams tackles for loss (21 of 63) and 27% of the sacks (5.5 of 20) were back on the field to start the season.

However, IU does bring in a host of defensive players with starting experience in **Andre Carter** (Western Michigan), **Jacob Mangum-Farrar** (Stanford), **Jamier Johnson** (Texas), **Joshua Rudolph** (Austin Peay) and **Nic Toomer** each making starts in their careers prior to IU.

STAFF UPDATE

Head coach **Tom Allen** added three assistant coaches during the offseason, with all three bringing elite level experience to Bloomington. The trio of run game coordinator/offensive line coach **Bob Bostad**, co-defensive coordinator/safeties coach **Matt Guerrieri** and co-offensive coordinator/wide receivers coach **Anthony Tucker** each bring unique experiences with them to campus.

Of the 10 countable on-field assistant coaches for IU, seven of them are in the first or second year with the program.

TWO HOOSIERS ON COLLEGE FOOTBALL HALL OF FAME BALLOT

A pair of Indiana All-Americans in running back **Vaughn Dunbar** (1990-91) and quarterback **Antwaan Randle El** (photo below; 1998-2001) are on the ballot for the College Football Hall of Fame in 2023.

Randle El earned All-Big Ten distinction in 1999, 2000 and 2001, and was named Big Ten Freshman of the Year in 1998. The Big Ten MVP, and first-team All-American in 2001, Randle El finished sixth in the Heisman Trophy balloting that season.

The Riverdale, Illinois, native was the first in NCAA history to score 40 career touchdowns (45) and throw 40 career touchdown passes (42). He was also the first to record over 2,500 total yards in four seasons, and the first to both pass for over 6,000 and rush for over 3,000 career yards.

Dunbar was a first-team All-B1G pick and unanimous first-team All-American in 1991 when he led the nation in rushing (1,805) and finished sixth in Heisman voting.

The Fort Wayne, Indian, native posted consecutive 1,000-yard seasons and finished his career No. 3 on the career rushing charts at IU with 3,029 yards, a total that currently sits No. 7 all-time in program history. He led IU to a pair of bowl appearances and a win in the 1991 Copper Bowl as the game's offensive MVP.

Six Indiana football student-athletes are already among the less than one percent enshrined in the CFB Hall of Fame: **Zora Clevenger** (HB; 190-3), **Alvin "Bo" McMillin** (Coach; 1934-47), **Pete Pihos** (End/FB; 1942-43, 45-47), **George Taliaferro** (HB; 1945, 47-48), **Anthony Thompson** (RB; 1986-89) and **John Tavenner** (1941-44).

FISCHER AMONG ICONIC VOICES IN COLLEGE FOOTBALL

In his 51st season with the Indiana football program, the legendary voice of the Hoosiers, Don Fischer, is among the longest tenured play-by-play voices in the sport.

The 2022 recipient of the National Football Foundation and College Hall of Fame's Chris Schenkel Award and IU Hall of Fame Class of 2022, Fischer is the longest tenured radio play-by-play announcer in college football, tied with Tommy Suggs of Clemson.

| Announcer | School | Year in 2023 |
|--------------------|-------------------|--------------|
| Don Fischer | Indiana | 51 |
| Tommy Suggs | South Carolina | 51 |
| Bill Hillgrove | Pittsburgh | 50 |
| John Cox | Southern Miss | 46 |
| George Blaha | Michigan State | 46 |
| Bill Baker | Northern Illinois | 44 |
| Johnny Holliday | Maryland | 44 |
| Jon Teicher | UTEP | 43 |

ASSOCIATED PRESS TOP 25

| Rk | Team (1st Place Votes) | Record | Pts. | Prev. |
|-----|------------------------|-------------|--------------|-----------|
| 1. | Georgia (54) | 10-0 | 1,540 | 1 |
| 2. | Michigan (7) | 10-0 | 1,464 | 2 |
| 3. | Ohio State (1) | 10-0 | 1,433 | 3 |
| 4. | Florida State | 10-0 | 1,366 | 4 |
| 5. | Washington | 10-0 | 1,322 | 5 |
| 6. | Oregon | 9-1 | 1,218 | 6 |
| 7. | Texas | 9-1 | 1,180 | 7 |
| 8. | Alabama | 9-1 | 1,141 | 8 |
| 9. | Louisville | 9-1 | 1,002 | 11 |
| 10. | Oregon State | 8-2 | 934 | 12 |
| 11. | Missouri | 8-2 | 917 | 16 |
| 12. | Penn State | 8-2 | 857 | 9 |
| 13. | Ole Miss | 8-2 | 810 | 10 |
| 14. | Oklahoma | 8-2 | 733 | 17 |
| 15. | LSU | 7-3 | 703 | 18 |
| 16. | Utah | 7-3 | 543 | 13 |
| 17. | Tulane | 9-1 | 412 | 20 |
| 18. | James Madison | 10-0 | 405 | 21 |
| 19. | Arizona | 7-3 | 387 | 23 |
| 20. | Notre Dame | 7-3 | 359 | 22 |
| 21. | Tennessee | 7-3 | 333 | 14 |
| 22. | North Carolina | 8-2 | 265 | 24 |
| 23. | Kansas State | 7-3 | 240 | NR |
| 24. | Oklahoma State | 7-3 | 178 | 15 |
| 25. | Liberty | 10-0 | 133 | 25 |

Receiving Votes: Iowa 111, Kansas 83, Toledo 51, Fresno State 13, USC 5, SMU 4, UNLV 4, NC State 2, Texas A&M 1, Miami (Ohio) 1.

USA TODAY/AFCA COACHES POLL

| Rk | Team (1st Place Votes) | Record | Pts. | Prev. |
|-----|------------------------|-------------|--------------|-----------|
| 1. | Georgia (58) | 10-0 | 1,591 | 1 |
| 2. | Michigan (3) | 10-0 | 1,479 | 2 |
| 3. | Ohio State (3) | 10-0 | 1,467 | 3 |
| 4. | Florida State | 10-0 | 1,428 | 4 |
| 5. | Washington | 10-0 | 1,358 | 5 |
| 6. | Oregon | 9-1 | 1,256 | 6 |
| 7. | Texas | 9-1 | 1,207 | 7 |
| 8. | Alabama | 9-1 | 1,197 | 8 |
| 9. | Louisville | 9-1 | 1,042 | 11 |
| 10. | Oregon State | 8-2 | 945 | 13 |
| 11. | Missouri | 8-2 | 937 | 15 |
| 12. | Penn State | 8-2 | 890 | 9 |
| 13. | Oklahoma | 8-2 | 817 | 16 |
| 14. | Ole Miss | 8-2 | 815 | 10 |
| 15. | LSU | 7-3 | 667 | 19 |
| 16. | Utah | 7-3 | 531 | 14 |
| 17. | Tulane | 9-1 | 434 | 20 |
| 18. | Notre Dame | 7-3 | 424 | 22 |
| 19. | Tennessee | 7-3 | 401 | 12 |
| 20. | North Carolina | 8-2 | 387 | 23 |
| 21. | James Madison | 10-0 | 343 | 21 |
| 22. | Arizona | 7-3 | 295 | 24 |
| 23. | Iowa | 8-2 | 252 | NR |
| 24. | Kansas State | 7-3 | 216 | NR |
| 25. | Oklahoma State | 7-3 | 145 | 17 |

Receiving Votes: Kansas 90, Liberty 79, SMU 27, UNLV 24, Toledo 16, NC State 16, USC 7, Fresno State 6, Troy 5, Air Force 5, Memphis 1.

COLLEGE FOOTBALL PLAYOFF

| | | | |
|-----|-------------------|-----|----------------|
| 1. | Ohio State | 16. | Kansas |
| 2. | Georgia | 17. | Oklahoma |
| 3. | Michigan | 18. | Utah |
| 4. | Florida State | 19. | LSU |
| 5. | Washington | 20. | Notre Dame |
| 6. | Oregon | 21. | Arizona |
| 7. | Texas | 22. | Iowa |
| 8. | Alabama | 23. | Tulane |
| 9. | Ole Miss | 24. | North Carolina |
| 10. | Penn State | 25. | Kansas State |
| 11. | Louisville | | |
| 12. | Oregon State | | |
| 13. | Tennessee | | |
| 14. | Missouri | | |
| 15. | Oklahoma State | | |

As of Nov. 7, 2023

QUARTERBACKS

QUARTERBACKS (6)

| No. | Name | Ht. | Wt. | Yr. | State |
|-----|-----------------------|-----|-----|-------|--------|
| 2 | Jackson, Tayven | 6-3 | 215 | R-Fr. | Ind. |
| 14 | Lowry, Broc | 6-1 | 210 | Fr. | Ohio |
| 18 | McKibbin, Blaze | 6-5 | 225 | R-Jr. | Calif. |
| 19 | Purcell, Roman | 6-0 | 215 | R-So. | N.J. |
| 15 | Sorsby, Brendan * | 6-3 | 230 | R-Fr. | Texas |
| 5 | Williams II, Dexter * | 6-1 | 200 | R-Jr. | Ga. |

* - Varsity letter earned

• One theme for the 2023 Indiana football team has been the youth that the Hoosiers have at each position. The quarterback position was no exception.

• In the Big Ten, Indiana was one of five programs to enter the season with five or fewer career starts in the QB room. Michigan State and Penn State entered the season with zero career starts, followed by Indiana (2) then Minnesota (5) and Purdue (5).

• The two quarterbacks split reps in the first two games, as **Brendan Sorsby** and **Tayven Jackson** each started one of those games.

• **Brendan Sorsby** started in Week 1 and played parts of the game against Indiana State, and after not seeing action in Week 3 or Week 4, came on in relief at Maryland in Week 5 and tossed two touchdown passes on three drives in the fourth quarter. He also played in a split role at No. 2/2 Michigan.

• In his third career start - first on the road - at No. 10/10 Penn State, Sorsby threw for 269 yards on 13-of-19 passing with three touchdowns and one interception. He connected with **DeQuece Carter** (90 yards), **Donaven McCulley** (69 yards) and **Omar Cooper Jr.** (26 yards) on touchdown strikes.

• With two touchdown passes of 60-plus yards, Sorsby became the first Indiana quarterback since at least 1996 with multiple touchdown passes of 60-plus yards.

• At Illinois in Week 11, he completed 22-of-33 passes for 289 yards and three touchdowns. He hit Donaven McCulley for a pair of first half touchdowns and then found DeQuece Carter on a fourth quarter score that was followed by a 2-point conversion toss to E.J. Williams Jr. to tie the game with 28 seconds on the clock and force overtime.

• Along with 10 touchdown passes - all coming in Big Ten play - Sorsby has rushed for four scores in 2023. His first rushing score came in Week 8 against Rutgers, added one versus Wisconsin in Week 10's victory and rushed for two touchdowns at Illinois.

• The collegiate debut for Sorsby came after an injury to **Jack Tuttle** against No. 16/16 Penn State in the second quarter. He completed 3-of-6 passes for 8 yards.

• Sorsby was the No. 13 rated pocket passer nationally per ESPN at Lake Dallas High School in Corinth, Texas. He threw for 1,271 yards and 14 touchdowns in seven games during an injury-shortened senior season.

• In Week 2 versus Indiana State, **Tayven Jackson** made his first career start and led five of the team's seven scoring drives, gained 245 yards of total offense and was the highest graded quarterback in the Big Ten per Pro Football Focus (93.2).

• A return to Lucas Oil Stadium, where he won a pair of state titles, saw Jackson nearly led a second-half comeback against Louisville. He completed 24-of-34 passes for 299 yards with his first career touchdown pass as IU scored 14 unanswered points in the second half and was stopped at the 1-yard line that would have tied the game in the fourth quarter.

• Jackson connected with **Jaylin Lucas** for a 30-yard touchdown pass on the opening drive of the third quarter. Also in the third quarter, Jackson engineered a 97-yard scoring drive, the longest for an IU offense since 2019 versus Rutgers.

• Jackson finished No. 3 on the Indiana single game completion percentage list at .857 after he completed 18-of-21 passes versus Indiana State. His mark finished behind **Peyton Ramsey** (13-of-14 vs. Eastern Illinois; 2019) and **Matt LoVecchio** (15-of-17 at Illinois; 2004).

• He was the second Hoosier quarterback (third occurrence) to finish with a completion percentage of better than .800 with 20-or-more passing attempts in a game. He joined Ramsey, who went 23-of-27 (.852) against UConn in 2019 and 16-of-20 (.800) at Virginia in 2017.

• Jackson was a consensus four-star recruit out of Center Grove High School in 2021. He spent one season at Tennessee where he appeared in three games and went 3-for-4 passing for 37 yards. He also ran four times for 10 yards and one touchdown. Scored his one touchdown against Akron (9/17).

• A consensus top-20 quarterback, Jackson led Center Grove to back-to-back undefeated IHSA Class 6A state championships and 28-straight wins between his junior and senior seasons.

• A Nike Elite 11 finalist, he was tabbed Indiana Football Coaches Association all-state as a senior. He set the school record for career passing yardage (4,813), as he completed 329-of-547 passes with 47 touchdowns in his career.

• Jackson's brother, **Trayce Jackson-Davis**, was a consensus first-team All-American for the Hoosiers men's basketball program in 2022-23 and finished as the career record holder in rebounds (1,143) and blocked shots (270). He finished No. 3 all-time at IU in scoring (2,258 points) and is one of five players in Big Ten history with 2,000 points and 1,000 rebounds in a career.

• Redshirt junior **Dexter Williams II** saw his first season on the field end due to injury against Purdue. On a first quarter sack, Williams II injured his knee in his second career start.

• His collegiate debut came against No. 16/16 Penn State in the third quarter. He went on to complete 4-of-11 passes for 41 yards. He also rushed for 24 yards and was not sacked.

• The Macon, Georgia, native entered against No. 2/2 Ohio State in the first quarter and led IU on its only two scoring drives of the game. He led the team in rushing (16 for 46 yards) and threw for 107 yards on six completions, two of those touchdowns.

• After two appearances off the bench, Williams II started his first career game at Michigan State and helped lead the 17-point comeback to bring the Old Brass Spittoon back to Bloomington. In the game, he logged 86 rushing yards, which was No. 3 among Power 5 quarterbacks during Week 12.

• The 86 rushing yards were the most by an IU quarterback since **Zander Diamont** ran for 104 yards at Maryland in 2016.

• While the passing game wasn't the feature against the Spartans, one of the biggest plays in the game came on first down in the second overtime period, a 24-yard completions to **AJ Barner** that set up the 1-yard touchdown run by **Shaun Shivers**. He then completed the 2-point conversion pass to Barner.

• Williams was among the top dual-threat quarterbacks in the country as a senior at Mount de Sales Academy in Georgia. 24/7Sports rated him the No. 13 dual-threat quarterback nationally. He redshirted his first season on campus, before an ACL injury ended his 2021 season during spring practice.



RUNNING BACKS

RUNNING BACKS (8)

| No. | Name | Ht. | Wt. | Yr. | State |
|-----|-------------------|------|-----|--------|-------|
| 12 | Lucas, Jaylin * | 5-9 | 170 | So. | La. |
| 25 | Weems, Daniel | 5-10 | 200 | So. | Ind. |
| 26 | Henderson, Josh * | 5-11 | 225 | Sr.+ | N.J. |
| 27 | Howland, Trent ** | 6-3 | 240 | R-So. | Ill. |
| 28 | Turner, Christian | 5-11 | 205 | R-Sr.+ | Ga. |
| 33 | Holloman, David * | 6-0 | 200 | R-So. | Mich. |
| 36 | Lozano, Reece | 6-1 | 195 | R-Fr. | Ind. |
| 37 | McMahon, Declan | 6-0 | 190 | R-Fr. | N.Y. |

* - Varsity letter earned

• Associate head coach and 39-year coaching veteran **Craig Johnson** is in his second season with the Cream and Crimson and his 20th in collegiate football.

• On 2022, Johnson returned to the college sidelines in a coaching capacity for the first time since 1999, as he spent the 20 seasons in the NFL between 1999 and 2019.

• A quarterback during his time at the University of Wyoming, Johnson has tutored five NFL All-Pro selections, including running backs Saquon Barkley and Chris Johnson.

• In Week 2 against Indiana State, the running backs room accounted for four of the five Indiana scores. Sophomore **Jaylin Lucas** logged a pair of 25-yard touchdown runs, senior **Josh Henderson** scored one and redshirt senior **Christian Turner** posted his first rushing score as a Hoosier.

• Lucas didn't see action in Week 1 as a true freshman in 2022, but by Week 8 at Rutgers he had worked his way into the running back rotation and by season's end one of the most dangerous multi-purpose players in the country.

MORE ON PAGE 16 IN SPECIALISTS NOTES

• The first-team All-Big Ten selection at kick returner, Lucas rushed for 141 of his 271 yards over his last three games (at Ohio State, at Michigan State, vs. Purdue) in 2022. His best game from scrimmage came against the Boilermakers with 110 yards rushing on nine carries to go along with five receptions.

• Against Louisville in Week 3, Lucas totaled 127 all-purpose yards with 29 rushing and 98 receiving yards. His 10 receptions were the most by a running back since **Stephen Houston** had 12 catches (95 yards) at Purdue in 2012.

• In 2022, he led the team in all-purpose yards with 944 (271 rushing, 82 receiving, 591 kick return). His 944 yards gained were boosted by three touchdowns of 70-plus yards on the season.

• His two kickoff returns each went 90-plus yards and he added a 71-yard touchdown run for three scores of 70-plus yards. He was the first Hoosier since **Tevin Coleman** in 2014 with three 70-yard scoring plays in a single season.

• Lucas was rated as the No. 12 all-purpose back in the class of 2022 by Rivals and earned first-team All-Louisiana during his senior season at Edna Carr High School in New Orleans. He played his first three prep seasons at Terrebonne High School prior to Hurricane Ida.

• On the track, Lucas finished No. 6 at the LHSAA state track and field championships as a senior.

• In his first season at IU in 2022, **Josh Henderson** led IU in receiving touchdowns (4) and added four scores on the ground to account for the most touchdowns on the team (8). His 48 points ranked No. 2 overall on the team last season.

• Henderson scored at least one touchdown in seven of 12 games played in 2022 after not scoring in 23 appearances over three seasons at North Carolina. After a rushing score in Week 2 and Week 3, Henderson has 11 touchdowns in 18 games as a Hoosier.

• The Pennington, New Jersey, native scored rushing touchdowns in back-to-back games for the first time in his career with scores against Idaho and Western Kentucky in 2022. The score against Idaho was his first collegiate touchdown.

• He nearly doubled his career rushing total with 398 yards in 2022 (90 carries). In three seasons at UNC, Henderson totaled just 209 yards rushing on 41 carries.

• Furthermore, Henderson was a threat in the passing game with 24 catches for 274 yards and the aforementioned four scores. Prior to 2022, he had just three catches for 10 yards.

• **Christian Turner** joined the Hoosiers after two seasons at Wake Forest (2021-22) and three seasons at Michigan (2018-20). he has amassed 1,288 career yards rushing and 13 touchdowns, with 1,022 of those yards and 12 scores coming in the last two seasons with the Demon Deacons.

• In his first season in Bloomington, Turner has a pair of rushing scores on 52 carries. His 227 yards on the ground rank No. 3 on the team, while he averages 4.4 yards per carry.

• A four-star recruit per ESPN out of Buford (Ga.) High School, he was a consensus top-25 running back nationally. Tabbed All-Region 8-A as a senior, Turner logged 115 carries for 801 yards and 10 touchdowns in his final prep season.

• The redshirt sophomore **Trent Howland** has seen his workload increase as the season has progressed with at least five carries in each of the last five weeks.

• He entered 2023 with just eight career carries and 32 yards and enters Week 12 with 49 rushes for 240 yards this season.

• Howland enjoyed his best day as a Hoosier in Week 8 of 2023 against Rutgers. He rushed nine times for a team-high 54 yards and added 20 yards on his first two career receptions.

• In Week 11 at Illinois, Howland scored his first career touchdown and led the team with 72 yards rushing on 13 carries. He capped IU's first scoring drive with a 1-yard burst into the end zone.

• As a prep, he rushed for 1,401 yards on 178 carries with 14 touchdowns as a junior and earned the Southwest Prairie Conference Most Valuable Player after he helped Joliet (Ill.) West High School to its first conference title in 50 yards.

• Five of the last seven featured running backs to have reached the NFL — **Stevie Scott III** (New Orleans, Denver, Arizona), **Devine Redding** (Kansas City, Tampa Bay), **Jordan Howard** (Philadelphia, Miami, Chicago), **Tevin Coleman** (New York Jets, San Francisco, Atlanta), and **Stephen Houston** (New England, Pittsburgh, Baltimore).



WIDE RECEIVERS

WIDE RECEIVERS (15)

| No. | Name | Ht. | Wt. | Yr. | State |
|-----|----------------------|-----|-----|-------|-------|
| 0 | Coby, Anderson * | 6-2 | 175 | Jr. | Fla. |
| 1 | McCulley, Donaven ** | 6-5 | 200 | Jr. | Ind. |
| 3 | Cooper Jr., Omar * | 6-1 | 195 | R-Fr. | Ind. |
| 4 | Carter, DeQuece | 6-0 | 200 | Sr.+ | Va. |
| 6 | Camper, Cam * | 6-2 | 195 | Sr. | Texas |
| 7 | Williams Jr., E.J. | 6-3 | 200 | Sr. | Ala. |
| 8 | Smith, Jaquez | 6-1 | 195 | R-So. | Ga. |
| 10 | McCulley, Derin | 6-0 | 170 | R-Jr. | Ind. |
| 13 | Perry, Kamryn * | 5-9 | 165 | R-Fr. | Ga. |
| 24 | Wasserstrom, Jackson | 6-0 | 170 | R-Fr. | Ind. |
| 29 | Bellin, Reece | 6-0 | 200 | Fr. | Ind. |
| 80 | Bohler, Derrick | 6-1 | 195 | Fr. | Fla. |
| 81 | Simmons, Brady | 6-1 | 165 | R-Fr. | Ind. |
| 83 | Jochem, Eli | 6-1 | 190 | R-So. | Pa. |
| 89 | Jordan, Camden | 6-0 | 185 | R-So. | Ind. |

* - Varsity letter earned

• First-year co-offensive coordinator and wide receivers coach **Anthony Tucker** joined the Hoosier staff after two seasons at Utah State as the offensive coordinator.

• After starting four games at quarterback in 2021, **Donaven McCulley** made the move to wide receiver during spring practice in 2022 and has been IU's most productive receiver for in 2023.

• McCulley has been the go-to target over the past three weeks (Weeks 9-11) with 20 catches for 300 yards and four touchdowns.

• In Week 9 he grabbed a 69-yard touchdown catch at No. 10/10 Penn State. He took a 6-yard grab in the second quarter and raced the final 63 yards for a score.

• A five-catch game versus the Badgers in Week 10 was highlighted by a one-handed touchdown grab in the second quarter to stake IU to a 17-7 lead.

• In Week 11 at Illinois, he posted his first career double-digit catch game and first 100-yard receiving game with two touchdown catches. He finished with 11 catches for 137 yards and pulled down two 6-yard touchdown grabs.

• Of his 137 yards, 100 of those came in the first half versus the Illini, along with both of his touchdown catches.

• In 2023, McCulley made six catches for 79 yards at Maryland in Week 5. One of those an 11-yard touchdown grab in the fourth quarter.

• In Week 7 at Michigan, McCulley threw his third career touchdown pass to Jaylin Lucas for a 44-yard score. He also caught two passes for 16 yards.

• In his first season at wide receiver, McCulley caught 16 passes for 169 yards and one touchdown. His 13th career catch went for his first career touchdown reception on a 19-yard pass from **Dexter Williams II** at Ohio State in Week 11.

• **Cam Camper**, a self-proclaimed late bloomer, spent two seasons at Trinity Valley C.C. before he joined the Hoosiers in 2022. Camper left his mark on the program in just seven weeks.

• Camper suffered a season-ending injury at Rutgers in Week 8 and when the 2022 season ended he still sat atop the receptions and receiving yards lists for Indiana.

• In his return to the field against No. 3/4 Ohio State in Week 1 of the 2023 season, Camper led the team with three catches (6 targets) for 35 yards. His long reception went for 24 yards.

• Against Akron in Week 4, Camper posted his third career 100-yard receiving game with 103 yards on eight catches. He added his first touchdown grab of the season on a 12-yard scoring strike from **Tayven Jackson** in the first overtime.

• With his 156 yards receiving versus Illinois, Camper totaled the highest yardage total in an Indiana debut in program history. He then caught his first collegiate touchdown pass to set up the game-tying two-point conversion versus Western Kentucky in the fourth quarter of the overtime win.

• Camper was a football walk-on at Sam Houston State for one season before he spent two years at Trinity Valley C.C. in Texas where he caught 50 passes for 858 yards and four touchdowns.

• From his senior year of high school to this season, Camper grew five inches and gained 40 pounds thanks to a late growth spurt.

• **Omar Cooper Jr.** was one of two Big Ten receivers to log a 100-yard receiving game in Week 2 and is one of five B1G pass catchers with a 100-yard game in 2023. Against the Sycamores, he hauled in seven catches (10 targets) for 101 yards.

• He caught all three targets for 52 yards and his second touchdown of the season in Week 9 at No. 10/10 Penn State. His score came in the fourth quarter on a 26-yard pass from **Brendan Sorsby** to cut the Nittany Lion lead to 24-21.

• Cooper caught his first career touchdown pass in Week 8 versus Rutgers. He brought in a 35-yard pass on 4th-and-8 from the Rutgers 35-yard line to open the scoring.

• The Lawrence North High School product was a four-star prospect per Rivals and was a two-time all-state pick as one of the top athletes in Indianapolis.

• Fordham transfer **DeQuece Carter** (duh-key-ss) posted his first 100-yard receiving game as a Hoosier at No. 10/10 Penn State. His 90-yard touchdown reception is the third longest pass play in program history and longest since 1993 at Penn State, a 99-yard completion from **John Paci** to **Thomas Lewis**.

• He started 38 games at Fordham and finished No. 3 in career receiving yardage (3,035), No. 4 in career touchdown receptions (31), and No. 8 in career receptions (176) at Fordham.

• Carter was the Virginia Prep School Player of the Year as a senior and a three-time all-state honoree at Woodberry Forest School. He finished his career as central Virginia's all-time leading receiver, boasted by 1,067 yards and 11 touchdowns as a senior.

• **E.J. Williams Jr.** made one catch in each of his first two games of 2023, but missed the next five weeks due to injury. He then caught one pass for five yards at No. 10/10 Penn State in Week 9.

• In Week 10 versus Wisconsin, Williams Jr. caught four passes and all four of them went for a first down. His four grabs accounted for 48 yards with 29 coming after the catch.

• He made 32 appearances with six starts in his career at Clemson. His best games came against Ohio State (1/1/21) in the 2021 Sugar Bowl and College Football Playoff Semifinal with a career-best five catches. His career long for yardage is 80 versus Notre Dame (12/19/20) in the ACC Championship Game.

• The consensus four-star recruit out of Central (Ala.) High School was a top-130 recruit and top-20 wide receiver by all three services and an Under Armour All-American.



TIGHT ENDS

TIGHT ENDS (9)

| No. | Name | Ht. | Wt. | Yr. | State |
|-----|----------------------|-----|-----|-------|-------|
| 39 | Hendershot, Bryce | 6-3 | 230 | Fr. | Ind. |
| 45 | Walker, Trey ** | 6-5 | 255 | R-Sr. | Ill. |
| 48 | Bomba, James * | 6-6 | 250 | R-So. | Ind. |
| 49 | Scott, Zac | 6-4 | 235 | R-Sr. | Texas |
| 82 | Archer, Bradley | 6-3 | 245 | R-Sr. | Calif |
| 84 | Steinfeldt, Aaron ** | 6-5 | 250 | R-So. | Ind. |
| 85 | Miller Jr., Anthony | 6-5 | 265 | Fr. | Ga. |
| 86 | Foley, Brody | 6-6 | 245 | R-Fr. | Ohio |
| 88 | West, Sam | 6-4 | 240 | Fr. | Ind. |

* - Varsity letter earned

• **Kevin Wright** has coached the tight ends in each of his four seasons in Bloomington after a successful high school head coaching stints, including five seasons at IMG Academy in Florida.

• Transfer and redshirt senior **Bradley Archer** brought nearly 30 career games played to the tight ends room and has been a solid addition to the roster.

• Archer appeared in 28 games over four seasons at Stanford with four receptions (32 yards). He played 10 games in 2021 and 11 games in 2022. He is one of three Stanford transfers on the 2023 roster, as he joins linebacker **Jacob Mangum-Farrar** and defensive back **Nic Toomer**.

• Archer made his first reception as a Hoosier, a 12-yard grab, versus Indiana State in Week 2. In Week 3, he caught two passes for 38 yards, with a 24-yard reception during IU's 97-yard scoring drive in the third quarter versus Louisville.

• Sophomore **James Bomba** is an Indiana legacy, as his father, **Matt Bomba** (1990-92), and grandfathers, **Brad Bomba** (1954-56) and **Bob Van Pelt** (1964-66), all lettered in football at IU. His mother, Kelly, is an executive associate athletic director for the Hoosiers.

• Bomba went to Bloomington South High School and was a two-time all-state pick who joined the team as a walk-on in 2021 and earned a scholarship in 2022 and made his first career start at Ohio State in Week 10 in 2022.

• Sophomore **Aaron Steinfeldt** is a Bloomington North product that earned all-state honors twice and was the Indiana Football Coaches Association Mr. Football positional winner as a senior.

• The 6-foot-5, 245-pounder made his first career start against Michigan on Homecoming in 2022 and followed that up with his first career touchdown catch versus Maryland.

• A three-sport all-conference performer that also earned honorable mention all-state honors in basketball.

• Bomba and Steinfeldt each made their first career catches versus Western Kentucky in Week 3 of the 2022 season.

• Redshirt senior **Trey Walker** joined the program after a successful walk-on tryout performance in 2019 and was added to scholarship prior to the 2023 season.

• Walker made his first career start versus Akron in Week 4 and pulled down his first career reception in the second quarter, a 20-yard catch to set up IU's first touchdown of the game.

• After two catches versus Akron, Walker followed that with three catches for 14 yards in a start at Maryland.

• The three-year hockey letterwinner at New Trier High School in Illinois, Walker had not played football in high school. He has appeared in seven career games for the Hoosiers.

• Redshirt freshman **Brody Foley** was a top-30 tight end nationally out of Anderson (Ohio) High School and made his collegiate debut on special teams against No. 3/4 Ohio State (9/2) in the 2023 season opener.

• The No. 26 tight end nationally per 247Sports, Foley was known as much for his defense as his abilities on the offensive side of the ball. A first-team All-Ohio selection on defense as a senior, he also hauled in five touchdowns in just nine games.

• **Anthony Miller Jr.** brings a 6-foot-5 frame from Georgia and was a consensus three-star prospect out of Duluth High School. He was first-team All-Region 7A as a senior after he logged 20 receptions for 305 yards and six touchdowns.

OFFENSIVE LINE

OFFENSIVE LINE (20)

| No. | Name | Ht. | Wt. | Yr. | State |
|-----|-----------------------|-----|-----|-------|-------|
| 50 | Carpenter, Zach ** | 6-5 | 295 | R-Sr. | Ohio |
| 53 | Fiacable, Vincent * | 6-4 | 305 | R-So. | Ind. |
| 54 | Greer, Jack | 6-3 | 315 | R-Fr. | Ind. |
| 56 | Katic, Mike *** | 6-4 | 315 | R-Sr. | Pa. |
| 60 | Longman, Max | 6-4 | 315 | R-Sr. | Mich. |
| 61 | Brown, Garrett | 6-4 | 315 | Fr. | Texas |
| 62 | Evans, Drew | 6-4 | 300 | R-Fr. | Wis. |
| 63 | Witt, Josh | 6-3 | 315 | So. | Wis. |
| 65 | Smith, Carter * | 6-5 | 305 | R-Fr. | Ohio |
| 66 | Bolticoff, Noah | 6-5 | 300 | R-So. | Kan. |
| 67 | Benson, Kahlil * | 6-6 | 310 | R-Jr. | Miss. |
| 68 | Kowalewski, Robby | 6-5 | 255 | Fr. | Mich. |
| 70 | Jeffries, Bubba | 6-4 | 305 | Fr. | Tenn. |
| 71 | Larkins, Will | 6-5 | 310 | Fr. | Fla. |
| 73 | Barrett, Austin | 6-6 | 290 | Fr. | Ill. |
| 74 | Lynch, Bray * | 6-5 | 310 | R-Fr. | Texas |
| 76 | Bedford, Matthew **** | 6-6 | 305 | R-Sr. | Tenn. |
| 77 | Sales Jr., Joshua ** | 6-6 | 305 | R-So. | Ind. |
| 78 | Jones, Cooper * | 6-6 | 310 | R-So. | Ind. |
| 79 | Williams, Max | 6-6 | 310 | R-Fr. | Ind. |

* - Varsity letter earned

• A successful offensive line coach in the NFL and college ranks during a 33-year coaching career, **Bob Bostad** has helped mold the offensive line.

• Per Pro Football Focus, the offensive line has allowed just 10 sacks in 2023 compared to 20 sacks through 11 weeks in 2022.

• Bostad tutored 11 All-Americans over two stints at Wisconsin. That included eight on the offensive line, one tight end and two linebackers to earn All-America honors.

• Redshirt senior **Matthew Bedford** planted roots on the Indiana offensive line upon his arrival in Bloomington and started 37 of 39 career games played for the Cream and Crimson.

• Bedford started the 2022 season opener, but missed the remainder of the season due to injury. He rehabbed throughout spring practice and was back in the starting lineup versus Ohio State in the 2023 season opener.

• IU's 2019 Offensive Newcomer of the Year, Bedford has made 11 at left guard, nine starts each at right tackle and right guard, eight at left tackle.

• An honorable-mention All-Big Ten pick as a junior, Bedford saw 475 snaps in pass protection during the 2021 season and allowed just 20 total pressures for a 97.6% pass blocking efficiency rating from Pro Football Focus.

• Freshman **Carter Smith** made his collegiate debut in his home state and played 61 snaps at right tackle against No. 2/2 Ohio State in Week 11.

• Smith made his first career start in the season opener versus Ohio State at left tackle and has started all six games in 2023.

• Redshirt sophomore **Mike Katic** (6-4, 312) was named IU's 2020 Offensive Newcomer of the Year after starting four games at left guard in his redshirt freshman season and has started 35 of his 37 career appearances.

• Of his 35 starts, 21 are at right guard, 10 at left guard and four at center. He made his first career start at center at Nebraska (10/1) in 2020 due to an injury to **Zach Carpenter**.

• Katic appeared in six games as a redshirt freshman, nine games in 2021 - missing three due to injury - and started every game of the 2022 and 2023 campaign.

• **Zach Carpenter** has started 23 of 25 appearances during his three seasons at Indiana after transferring from Michigan. He played in five games as a sophomore behind two-year starter at center **Dylan Powell** and moved into the starting role in 2022.

• He started the first two games of 2022 at center, injured his hand prior to the Western Kentucky game and returned at left guard at Nebraska. He started four straight at that spot on the line and moved back to center against Penn State.

• An ACL injury in fall camp in 2020 was followed by a redshirt season in 2021, but **Kahlil Benson** appeared in all 12 games on the offensive line in 2022 with five starts, his first coming at Rutgers at right guard.

• Transfers a plenty dot the offensive line room, as **Noah Bolticoff** (TCU), **Drew Evans** (Wisconsin) and **Max Longman** (UMass) each add experience and depth to the room.

• Longman has appeared in 28 games (24 starts) and made his IU debut versus Indiana State in Week 2.

• He started his first game at Indiana at right guard in Week 3 versus Louisville, but left in the first half due to injury.

• Bolticoff was a part of the TCU team that advanced to the College Football Playoff National Championship Game in 2022. Evans took a redshirt season for the Badgers under current IU offensive line coach Bostad.

LINEBACKERS

LINEBACKERS (12)

| No. | Name | Ht. | Wt. | Yr. | State |
|-----|----------------------|------|-----|--------|-------|
| 7 | Mangum-Farrar, Jacob | 6-4 | 240 | R-Sr.+ | Texas |
| 8 | Casey, Jared * | 6-3 | 225 | R-Sr. | Ky. |
| 14 | Turner, Kaideen * | 6-2 | 230 | R-Fr. | Ark. |
| 26 | Rudolph, Joshua | 5-11 | 230 | Jr. | Ala. |
| 27 | Trueblood, Xavier | 5-11 | 215 | R-Jr. | Ind. |
| 34 | Utzing, Jeff | 6-2 | 225 | R-Fr. | Ind. |
| 42 | Minor Jr., Darryl | 6-0 | 230 | Sr. | Texas |
| 43 | Hohlt, Matt ** | 6-2 | 225 | R-So. | Ind. |
| 44 | Casey, Aaron **** | 6-2 | 235 | R-Sr.+ | Ga. |
| 46 | Jones, Isaiah * | 6-2 | 225 | R-Fr. | Ohio |
| 48 | Tallen, Sam | 6-1 | 225 | R-Fr. | Ill. |
| 52 | Allen, Clayton | 6-1 | 180 | Fr. | Ind. |

* - Varsity letter earned

• With the departure of **Micah McFadden** (New York Giants) and **Cam Jones** (Kansas City Chiefs) off to the NFL, redshirt senior **Aaron Casey** and transfer **Jacob Mangum-Farrar** (Stanford) have solidified the linebacking corps in 2023.

• **Aaron Casey** dons the iconic No. 44 for the second straight season in honor of IU legend **George Taliaferro**, who was the first African American drafted by an NFL team.

• With his public financial management degree already complete, Casey earned the starting spot in 2022 and has started 18 of the last 19 games. He missed the season finale versus Purdue due to injury.

• Casey racked up his fifth career double-digit tackle game against No. 3/4 Ohio State with 11 stops and logged a 10-tackle effort at Lucas Oil Stadium versus Louisville, which included a career-high-tying 3.0 tackles for loss and a career-high 2.0 sacks.

• Casey posted his third double-digit tackle effort of the season on Week 4 against Akron with 13 tackles. Of those, 10 were solo stops with 1.0 tackle for loss, which came in the second overtime on a quarterback rush.

• In Week 9 at Penn State, Casey tallied his eighth career double-digit tackle game - fourth of 2023 - with 10 stops. Of his 10 tackles he chipped in 1.5 tackles for loss and a combined sack in the second quarter.

• Week 10 saw Casey earn Big Ten Defensive Player of the Week after making nine tackles - eight in the second half - with 4.0 tackles for loss and 2.0 sacks. Seven of his tackles came in the fourth quarter with 3.0 tackles for loss and both sacks.

• Casey also forced a fumble against the Badgers in the fourth quarter that was recovered by Josh Sanguinetti for the first fumble recovery for IU in 2023.

• Through 11 weeks of the season, Pro Football Focus has Casey with 17 TFL+NG (tackles of loss or no gain), which is tied for the Power 5 lead. He has at least one TFL in seven of his last eight games.

• His 14.5 tackles for loss lead the Big Ten rank No. 9 in the FBS. His 86 total tackles equal a career-best and are tied for No. 5 in the conference.

• Casey is on pace to post the first 100-tackle season at Indiana since **Tegray Scales** (126) in 2016. His 86 tackles are the most since **Chase Dutra** posted 96 stops during the 2017 campaign.

• The 2022 season saw Casey nearly doubled his career tackles total with 86 (had 45 over his first three seasons). He amassed 10.5 tackles for loss, after just 5.5 total his first three seasons.

• Week 4 at Cincinnati (9/24/22; 10 tackles) saw his first career double-digit tackle game and then in Week 6 he stepped into the middle linebacker spot vacated by an injury to **Cam Jones**. In six starts calling the defense, he piled up 48 tackles, 3.5 tackles for loss, 1.0 sack and forced his first two career fumbles.

• Stanford transfer **Jacob Mangum-Farrar** appeared in 25 games with 11 starts over five seasons at Stanford. He totaled 87 tackles in that span with 4.5 tackles for loss and 1.0 sack.

• Mangum-Farrar opened his Indiana career with five tackles and two pass breakups versus No. 3/4 Ohio State. One of the pass breakups came in the end zone on third down in the fourth quarter to hold the Buckeyes to a field goal.

• The first tackle for loss as a Hoosier for Mangum-Farrar came as part of an eight-tackle night versus Akron in the four overtime win. The TFL came on a swing pass in the third quarter.

• After he missed the 2020 season due to injury, Mangum-Farrar played in 20 games over his final two seasons on The Farm. He totaled 40-plus tackles in each of those campaigns and added a career-high 3.0 tackles for loss in 2021.

• His career-high for tackles came in 2021 at Oregon State (11/13/21) when he piled up 12 stops in his first career double-digit tackle game. He added a second double-digit tackle effort with 10 stops versus Notre Dame (10/15/22) in 2022.

• In two seasons at Austin Peay, **Joshua Rudolph** appeared in 18 games with 11 starts at linebacker for the Governors.

• Rudolph had his best game of the season in Week 10 versus Wisconsin with five tackles and a solo tackle for loss. His TFL came in the fourth quarter to force a third-and-long and eventually a punt with IU holding a three-point lead.

• In 11 starts last season at APSU, Rudolph had 73 tackles and 7.5 tackles for loss. That total was boosted by a pair of 10-tackle games against Alabama A&M (9/17) and Jacksonville State (10/29).

• Redshirt sophomore **Matt Hohlt** got his feet wet in college football with two appearances as a true freshman, but the walk-on made an impact during the 2022 season 10 games played and one start at linebacker.

• Over his 10 appearances in 2022, Hohlt made 19 tackles with 1.5 tackles for loss. His first TFL was a solo stop behind the line of scrimmage at Cincinnati (9/24).

• Head coach **Tom Allen** removed the walk-on tag from Hohlt during a team meeting in fall camp.

MORE ON PAGE 5 IN SCHOLARSHIP NOTE



DEFENSIVE LINE

DEFENSIVE LINE (14)

| No. | Name | Ht. | Wt. | Yr. | State |
|-----|----------------------|-----|-----|--------|-------|
| 69 | Biddings IV, Carl | 6-0 | 295 | R-Fr. | Ind. |
| 96 | Blidi, Philip | 6-3 | 290 | Sr. | N.J. |
| 92 | Burris Jr., Marcus | 6-4 | 290 | R-So. | Texas |
| 58 | Cannon, Aden | 6-5 | 260 | R-Fr. | Ind. |
| 1 | Carter, Andre | 6-5 | 270 | R-Sr.+ | Mich. |
| 49 | Collins, Ta'Derius | 6-4 | 235 | Fr. | La. |
| 91 | Cox, LeDarrius * | 6-4 | 305 | R-Sr. | Ala. |
| 93 | Harrison, Robby | 6-3 | 330 | R-Fr. | S.C. |
| 99 | James, Nick * | 6-2 | 285 | R-Fr. | Ala. |
| 57 | Kameristy, Julian | 6-2 | 260 | R-So. | Texas |
| 51 | Lucas Jr., Patrick * | 6-3 | 235 | R-Sr. | Ala. |
| 55 | Sneed Jr., Venson * | 6-4 | 265 | R-Fr. | Fla. |
| 64 | Stewart, Race | 6-3 | 310 | R-So. | Ind. |
| 90 | Monette, J'mari | 6-4 | 290 | R-Fr. | La. |

* - Varsity letter earned

• In his second season, defensive line coach **Paul Randolph's** veteran group has made an impact. No starters returned from 2022 and most of the pieces in his room are in their first season of Big Ten football.

• Of the 14 defensive linemen on the roster, only four had played a down of football against a Big Ten opponent prior to 2023. However, four had seen action at the FBS level.

• It didn't take long for **Andre Carter** to make an impact in the cream and crimson with four tackles that included 2.0 tackles for loss in the season opener versus No. 3/4 Ohio State. All four tackles went for zero or negative yardage and he added a pass breakup on third down to force a Buckeyes punt.

• Carter has at least 1.0 tackle for loss in five of 10 games in 2023 and ranks No. 2 on the team (Aaron Casey, 13.5) and No. 15 in the Big Ten with 7.0 tackles for loss.

• In Week 2, Carter added his second game with multiple TFLs as he posted 2.0 tackles behind the line of scrimmage, which included his first sack in the cream and crimson.

• His 4.0 tackles for loss over the first two games of the season are the most by an IU defender since 2004 **Kyle Killion** posted 5.5 tackles for loss against Central Michigan (4.5 TFL) and at Oregon (1.0 TFL).

• Along with his spot near the top of the B1G in tackles for loss, Pro Football Focus ranks his 26 total pressures tied for No. 11 in the Big Ten through 11 weeks.

• Carter joined IU from Western Michigan and was tabbed one of the Top 100 transfer portal additions (No. 59) by The Athletic and second-team All-Big Ten preseason by Athlon Sports.

• In 46 games played at WMU, Carter amassed 135 career tackles (68 solo) with 27.5 tackles for loss and 13.0 sacks. He had five forced fumbles and two interceptions at WMU.

• His best season came in 2022 when he totaled 70 tackles, 13.5 tackles for loss and 7.0 sacks on his way to second-team All-Mid-American Conference honors.

• His 81.2 overall grade by Pro Football Focus in 2022 ranked No. 15 among edge rushers in the FBS and his 90.2 pass rush grade finished tied for No. 8 nationally among defenders with at least 500 defensive snaps.

• A transfer from Texas Tech, **Philip Blidi** (blee-dee) reunites with Randolph, who coached Blidi for two seasons at TTU.

• During Week 4, Blidi ranked No. 2 in the Big Ten with six total pressures per Pro Football Focus. He had a career-high-tying six tackles and combined with **Phillip Dunnam** on a tackle for loss in the first overtime.

• In three seasons in Lubbock, Texas, Blidi totaled 40 tackles, 6.5 tackles for loss and 2.5 sacks.

• The fourth-year college player and his wife, Emma, have two children. Amara (2), who was born while he was at Texas Tech, and Brooks (1), who was born in Bloomington.

• **Marcus Burris Jr.** redshirted his initial year at Texas A&M and appeared in eight games as a redshirt freshman. **Robby Harrison** appeared in three games during his true freshman season at Arizona State.

• Burris Jr. debuted for IU against No. 3/4 Ohio State and made one stop. He collected his first career tackle for loss on a third-quarter sack versus Indiana State.

• He then got a hand on a Maryland field goal attempt in Week 5 for his first career blocked kick.

• **LeDarrius Cox** and **Patrick Lucas Jr.** enter their second seasons on campus and add depth on the inside. Both transfers from Ole Miss appeared in all 12 games during the 2022 season.

• Cox made his first career start in the season opener versus No. 3/4 Ohio State. He logged his first career solo tackle for loss against Akron in the fourth quarter.

• Redshirt freshmen **Nick James** and **Venson Sneed Jr.** both enrolled early in 2022, saw the field as true freshmen and have been part of the defensive line rotation in 2023.

• James debuted against Illinois in the season opener and owns three tackles in four games played in 2022. He was among the top recruits nationally with a No. 229 ranking nationally per ESPN out of IMG Academy.

• Against Rutgers in Week 8, James logged his first career sack on a third quarter takedown of Gavin Wimsatt.

• Sneed debuted against No. 16/16 Penn State in 2022 and made his first career tackle. The four-star prospect was a top-30 defensive end prospects nationally, and participated in basketball and weight lifting at Winter Park (Fla.) High School.



CORNERBACKS

CORNERBACKS (12)

| No. | Name | Ht. | Wt. | Yr. | State |
|-----|--------------------|------|-----|-------|--------|
| 2 | Monds III, James * | 5-11 | 180 | R-Fr. | Fla. |
| 3 | Johnson, JoJo | 5-11 | 180 | R-So. | Ind. |
| 5 | Minor, Kobe | 6-0 | 185 | R-Jr. | Texas |
| 9 | Johnson, Jamier | 6-0 | 180 | Jr. | Calif. |
| 15 | Toomer, Nic | 6-2 | 190 | R-Jr. | Ga. |
| 22 | Sharpe, Jamari * | 6-1 | 190 | R-Fr. | Fla. |
| 23 | Shaw, Jordan | 6-0 | 170 | Fr. | Calif. |
| 29 | Hauptert, Luke | 6-1 | 180 | Fr. | Ind. |
| 30 | Evans, Mitchell * | 5-11 | 195 | R-Fr. | Ind. |
| 33 | Hole, Connor * | 5-11 | 180 | R-Jr. | Ind. |
| 35 | Stewart, Aaron | 5-11 | 170 | R-Fr. | Ind. |
| 45 | Murff, Lincoln | 5-11 | 170 | Fr. | Ind. |

* - Varsity letter earned

• No group lost more after the 2022 season than the cornerbacks room, with the departure of All-Big Ten performers **Tiawan Mullen** and **Jaylin Williams**, but assistant head coach/cornerbacks coach **Brandon Shelby** has a mix of youth and transfers to blend together.

• Most of the experience on the outside comes from a trio of transfer student-athletes: Texas transfer **Jamier Johnson**, Texas Tech transfer **Kobe Minor** and Stanford transfer **Nic Toomer**.

• Toomer broke up one pass against No. 3/4 Ohio State in his IU debut and followed that with his first career interception against Indiana State.

• Per PFF, Toomer had taken 315 career coverage snap prior to his first career interception.

• His first game as a Hoosier, Toomer chipped in five tackles and aforementioned one pass breakup against No. 3/4 Ohio State.

• Toomer owned 21 appearances over four seasons at Stanford. He missed the 2020 season due to injury (knee) and owned 29 tackles, 1.0 tackles for loss and five pass breakups on The Farm.

• In two seasons at Texas, Johnson appeared in 17 games, including 10 games during his freshman season in 2021. He made seven appearances in 2022, with his first career start against UTSA (9/17/22).

• Johnson made two starts over the first three weeks of the season, but has missed nine games due to injury in 2023.

• The consensus four-star recruit out of John Muir High School in California, he was a top 25 defensive back nationally after hauling in eight career interceptions, with two returned for touchdowns.

• Minor appeared in 23 games over three seasons at Texas Tech and posted 12 of his 13 tackles at TTU during the 2022 season.

• He opened the 2023 campaign with a career-high-tying six tackles and one pass breakup versus No. 3/4 Ohio State in his Hoosier debut.

• His bother, **Darryl Minor Jr.**, is a linebacker for the Hoosiers. Darryl transferred from UTEP and is in his first year with the program, as well.

• Among the returning cornerbacks, just four of them have seen time on the field for IU, with **Jamari Sharpe**'s three games the most of any returner. **James Monds III** (2 games), **Mitchell Evans** (1 game) and **Connor Hole** (1 game) are the only other returning student-athletes with game experience.

• Sharpe appeared in the first three games of the 2022 season, but preserved his redshirt season. A Northwestern Senior High School in Miami, Florida, Sharpe began his career as a wide receiver. It wasn't until his senior year he switched to defense.

• Sharpe made three tackles in Indiana's Week 3 contest versus Louisville at Lucas Oil Stadium and Week 4 game against Akron.

• Monds III comes from a football family, as his cousin, Mario Monds (Cincinnati), and uncle, Wonder Monds (Nebraska), both played college football. He was a first-team all-state pick out of Vero Beach (Fla.) High School.

• **JoJo Johnson** began his career at Notre Dame, but redshirted his first season on campus due to injury (knee). The all-state defensive back out of Merrillville (Ind.) High School then played one season at Iowa Western C.C. with 16 stops and three interceptions in nine games.

• His collegiate debut came in the season opener against No. 3/4 Ohio State and his first tackle was vs. Louisville.

• The lone scholarship true freshman cornerback, **Jordan Shaw** made his collegiate debut at No. 10/10 Penn State and walked away with his first career tackle on a combined tackle for loss with **Aaron Casey**.

• In Week 10, Shaw made his first career start against Wisconsin and tied a team-high nine stops. He also added his first career pass breakup on third-and-2 in the fourth quarter to force a Badger punt and preserve an IU three-point lead.

• He was rated as a top 75 cornerback nationally by three of the four major recruiting services out of St. Pius X St. Matthias Academy in California. Selected to play in the All-America Bowl, he was the Del Ray League Player of the Year as a senior after 83 tackles and seven interceptions.



SAFETIES

SAFETIES (12)

| No. | Name | Ht. | Wt. | Yr. | State |
|-----|------------------------|------|-----|--------|-------|
| 0 | Pierre, Noah **** | 5-11 | 180 | R-Sr.+ | Fla. |
| 6 | Dunnam, Phillip * | 6-1 | 190 | So. | Fla. |
| 16 | Grier, Jordan ** | 6-0 | 205 | Jr. | Ga. |
| 17 | McDaniel, Tyrik | 6-1 | 195 | R-Jr. | S.C. |
| 19 | Sanguinetti, Josh **** | 6-1 | 195 | R-Sr. | Fla. |
| 20 | Moore, Louis * | 6-1 | 190 | Sr. | Texas |
| 24 | Bonds, Bryson *** | 6-1 | 200 | R-Jr. | Texas |
| 25 | Ferrell, Amare | 6-2 | 210 | Fr. | Fla. |
| 28 | Boykin, Jaz | 6-0 | 180 | Fr. | Ind. |
| 31 | Chung, Anthony | 6-1 | 185 | Fr. | Wis. |
| 36 | Conner, Clay | 6-3 | 205 | Fr. | Ind. |
| 38 | Pearce, Drew | 5-11 | 195 | R-So. | Ind. |

* - Varsity letter earned

• Big Ten football is nothing new for first-year co-defensive coordinator/safeties coach **Matt Guerrieri**, who spent the 2022 season as an analyst for Ohio State's College Football Playoff team.

• Prior to joining the OSU staff last season, Guerrieri capped a 10-year stay at Duke with four seasons as defensive coordinator for the Blue Devils (2018-21).

• Guerrieri inherited arguably the most experienced group in the program, with six letterwinners returning to combine for 135 games played in the cream and crimson entering the year. The rest of the defense returned just 103 total games played at IU.

• First-time team captain **Noah Pierre** was one of the unsung heroes on the back end of the defense in 2021 and 2022.

• Pierre appeared in 40 straight games between the 2019 season and Week 9 in 2023, with all 18 of his career starts in that span. He missed Weeks 9-11 due to injury.

• A redshirt season in 2018 (1 games played) was followed by 18 appearances from 2019-20 mostly on special teams with seven total tackles. He then made 35 in 2021 and 39 in 2022.

• Pierre came up with one of the bigger defensive plays against Western Kentucky (9/17) in 2022 with a solo sack and forced fumble to force a third-and-long in overtime prior to the blocked field goal and an eventual walk-off win for IU.

• Pierre logged his first career sack in 2022 and ended with 3.0 sacks on the year and more than doubled his career total for tackles for loss with 4.0 in 2022.

• **Louis Moore** came to Indiana from the junior college ranks and was an immediate addition to the backend rotation. He appeared in all 12 games with nine tackles in 2022.

• Over his first three games in 2023, Moore doubled his career tackles total from 2022 and in Week 9 at Penn State posted his first career double-digit tackle game with 10 stops.

• Moore logged his first career sack and forced a fumble, which was recovered in the end zone for a touchdown at Nebraska. He popped the ball loose in the end zone as he and **Cam Jones** met at the quarterback for the sack.

• Moore's first career interception came as part of a multi-interception game versus Akron. His first career pick was a second-quarter grab, while his second pick came in the third quarter and he took it back 22 yards for a touchdown.

• In one of the most productive outings of the season, Moore posted his second double-digit tackle game in Week 11 at Illinois. He logged 10 tackles, one interception and forced two fumbles in the overtime loss.

• **Josh Sanguinetti** owns 36 career appearances with 59 career tackles, three interceptions, two fumble recoveries and eight pass deflections.

• Sanguinetti's fourth quarter interception at No. 10/10 Penn State ended Drew Allar's FBS-record streak of passing attempts to start a career without an interception at 311 attempts.

• He followed that with a pair of fumble recoveries in Week 10 against Wisconsin. They were the first two fumble recoveries of the season for Indiana and marked the first time an IU defender recovered multiple fumbles in a game since **Jonathan Crawford** versus Ball State in 2016.

• **Phillip Dunnam** was one of two true freshmen not to redshirt in 2022 (**Jaylin Lucas**) and played in all 12 games with five tackles.

• Dunnam pulled in his first career interception against No. 3/4 Ohio State when he stepped in front of a Kyle McCord pass in the second quarter, which set up an Indiana field goal.

• Week 3 saw Dunnam's second career interception inside Lucas Oil Stadium to thwart a Louisville drive and set up the Hoosiers 97-yard touchdown drive in the third quarter.

• A first-quarter interception with Akron in Week 4 came at the IU 14-yard line on the Zips opening drive.

• Athleticism runs in the family for Dunnam, as cousins E.J. Biggers (cornerback) and Louis Delmas (safety) both played in the NFL and uncle, Udonis Haslem, played 19 seasons in the NBA.

• Freshman **Amare Ferrell** impressed during his first fall camp and made his first career tackle against No. 3/4 Ohio State in the season opener, a fourth quarter tackle for loss.

• In Week 8 against Rutgers, Ferrell saw his most snaps of the season (58) after an injury to Pierre. He made a career-best seven stops - all solo - in the game.

• A four-star recruit by Rivals, he earned All-First Coast honors as a junior and helped the Tigers to the 2022 Florida High School Athletic Association Class 3A state semifinals.

• Junior college product **Tyrik McDaniel** joined the program from Independence (Kan.) C.C. where he was rated the No. 1 junior college safety and No. 17 overall prospect by 247Sports.

• He appeared in five of nine games (missing four due to injury), but still logged 25 tackles, 3.5 tackles for loss, and 2.0 sacks. He also broke up four passes and blocked one kick.



OUTSIDE LINEBACKERS

OUTSIDE LINEBACKER (8)

| No. | Name | Ht. | Wt. | Yr. | State |
|-----|-------------------|-----|-----|-------|--------|
| 4 | Jones, Anthony | 6-4 | 255 | R-Fr. | Nev. |
| 10 | Jackson, Myles * | 6-2 | 250 | R-Jr. | Ga. |
| 18 | Turvy, Andrew * | 6-2 | 250 | R-So. | Ind. |
| 37 | Schott, Jackson | 6-3 | 200 | R-So. | Ind. |
| 40 | Greenlow, Orlando | 6-5 | 220 | Fr. | Calif. |
| 41 | Carr Jr., Lanell | 6-1 | 240 | Sr. | Mo. |
| 47 | Walters, Finn | 6-4 | 235 | Fr. | Ind. |
| 98 | Laing, Trey | 6-2 | 240 | Sr.+ | Fla. |

• Senior **Lanell Carr Jr.** came to Indiana after 29 appearances at West Virginia and is a big part of the revamped Indiana defensive front.

• Carr Jr. posted his first three stops at IU in the season opener against No. 3/4 Ohio State and followed with four tackles, 1.5 tackles for loss and 1.0 sack in Week 2 versus Indiana State.

• In the last five weeks, Carr Jr. piled up 6.0 tackles for loss and 4.0 sacks. He ranks tied for No. 10 in the Big Ten in tackles for loss (7.5) after 1.5 stop behind the line of scrimmage at Illinois, his fifth straight week with a stop behind the line.

• His 5.0 sacks are No. 9 in the Big Ten on the season, with 3.0 of those coming in conference play.

• At Michigan in Week 7, Carr Jr. had a pair of first quarter sacks and added two more tackles in just the first half. In Week 8, he added 1.0 tackles for loss as part of a career-best five tackles versus Rutgers.

• The St. Louis, Missouri, native has set career-best totals in every major defensive category in 2023. He has eclipsed his career totals entering the season in tackles for loss (7.5 in 2023; 4.5 entering the season) and sacks (5.0 in 2023; 1.0 entering the season). His 29 tackles in 2023 also eclipsed his career total (26) entering the year.

• After two seasons at UCLA, redshirt junior **Myles Jackson** has shown flashes of his play making abilities over his two seasons in Bloomington.

• At Michigan in Week 7, Jackson forced his first career fumble on a third-quarter sack that eventually forced a Wolverine field goal after the Wolverines took over inside the IU red zone.

• In 2022, Jackson grabbed his first career interception in the end zone in the third quarter to thwart a Western Kentucky in 2022 on drive and later recovered a fourth-quarter fumble versus the Hilltoppers.

• His nose for the football showed again at Nebraska in 2022, as he recovered a fumble in the end zone for a touchdown in the second quarter.

• After taking a redshirt season at Oregon, **Anthony Jones** enters his second collegiate season and continues to see more time on the field as the season progresses.

• After appearing in each of the first four games, Jones earned starts in Week 5 at Maryland and Week 7 at Michigan. In both games, Jones has two tackles.

• Jones logged a career-best five tackles at No. 10/10 Penn State in Week 9.

• The Las Vegas native appeared in two games for the Ducks, including the San Diego County Credit Union Holiday Bowl versus North Carolina.

• A prep standout at Liberty High School, he ranked as the top athlete in Nevada, was a top-10 prospect in the state and top-40 athlete nationally by Rivals and 247Sports.

• As a senior, he was a first-team Las Vegas Review-Journal All-Southern Nevada pick at outside linebacker after 39 tackles, 8.5 tackles for loss, and 3.5 sacks.

• Freshman **Orlando Greenlow** was a consensus three-star prospect from Lawndale (Calif.) High School as a wide receiver and moved to the defensive side of the ball at IU.

• The 6-foot-5 Greenlow was a top-100 prospect in the state of California by ESPN and On3. He also lettered in basketball and track and field as a prep.

• **Trey Laing** made stops at USF (2018-19), East Mississippi C.C. (2020-21) and Southern (2022) before he landed at Indiana.

• His one season at Southern featured 38 tackles, 14.0 tackles for loss and 5.00 sacks. He added one forced fumble and one fumble recovered. He posted at least one TFL in 10 of 12 games in 2021.

* - Varsity letter earned



SPECIALISTS

PLACE KICKERS (3)

| No. | Name | Ht. | Wt. | Yr. | State |
|-----|-----------------------|------|-----|-------|-------|
| 39 | Radacic, Nicolas | 5-11 | 185 | Fr. | Texas |
| 80 | Freeman, Chris *** | 6-2 | 205 | R-So. | Ind. |
| 96 | Quintero, Alejandro * | 6-0 | 205 | R-So. | Texas |

PUNTERS (2)

| No. | Name | Ht. | Wt. | Yr. | State |
|-----|-----------------------|-----|-----|-------|-------------|
| 94 | Evans, James ** | 6-1 | 220 | Jr. | New Zealand |
| 96 | Quintero, Alejandro * | 6-0 | 205 | R-So. | Texas |

LONG SNAPPERS (2)

| No. | Name | Ht. | Wt. | Yr. | State |
|-----|--------------------|-----|-----|-------|-------|
| 97 | Miller, Jaxon | 6-0 | 250 | R-Fr. | Ind. |
| 95 | Wracher, Sean **** | 6-4 | 225 | Sr.+ | Ohio |

* - Varsity letter earned

• Special teams coordinator **Kasey Teegardin** is in his fourth season at the helm of the unit and has turned it into one of the more consistent in the Big Ten.

• Teegardin's units have blocked at least one kick in each of his four seasons as the corps leader. The ledger includes 10 total blocked kicks: five field goals, four punts and one extra point.

• Indiana has blocked at least one kick each season since 2012, with 28 total blocked kicks over the 12-year span.

• At Maryland in 2023, **Marcus Burris Jr.** got a hand on a field goal attempt in the fourth quarter for his first career blocked kick.

• Three of those came during the 2022 season, all field goals. The Hoosiers got a hand on an overtime kick versus Western Kentucky (**Jaylin Williams**), blocked a Michigan kick (**James Head Jr.**) and forced overtime with a block at Michigan State (Head Jr.).

• The most dangerous return man in the Big Ten, sophomore **Jaylin Lucas** capped his true freshman season with first-team All-America honors from CBS Sports, Pro Football Focus, Walter Camp and USA Today as the country's best kick returner.

• The only returner in the FBS with multiple kickoff returns for a touchdown in 2022, Lucas was named Big Ten Rodgers-Dwight Return Specialist of the Year - first Hoosier to earn the award - and earned first-team All-Big Ten at return specialist from the conference coaches and media panels.

• With two kickoff returns for a score in 2022, Lucas finished No. 2 in program history on the single season charts, just one behind **Marcus Thigpen** (3) in 2006.

• With his 93-yard kickoff return touchdown on the opening kickoff at Rutgers, Lucas became the first Hoosier to return a kickoff for a score since **Tevin Coleman** in 2012 (at Northwestern) and the first to return the opening kickoff since **Ray Fisher** in 2009 (at Akron).

• At Michigan State in Week 12, Lucas posted a Big Ten-best 168 return yards - which ranks No. 4 on IU's single game list - and was No. 2 in the conference with 192 all-purpose yards (270; Ibrahim, Minnesota).

• His 976 career kickoff return yards are No. 11 all-time on Indiana's career charts. He is closing in on the top 10, just 151 yards behind **John Ginter** (1,127; 1964-66) for No. 10.

• Sophomore **James Evans** took over the reins at punter in 2021 after he enrolled in spring classes and participated in practice after committing to Indiana sight unseen in-person.

• He currently sits atop the Indiana career punting charts with a 43.8 yards per punt average. His average is over one yard better than **Alan Sutkowski's** (1995-97) mark of 42.5.

• In 2023, Evans has posted three of the top-10 single game punting averages in program history (min. 3 punts). His 57.5 yards per punt (4 punts) at Penn State in Week 9 rank ranks No. 3 on the single-game charts and are a career-best.

• In Week 8 versus Rutgers, Evans hit a career-long 70-yard punt to boost a 53.8 yards per punt average. His average against the Scarlet Knights ranks No. 6 on the IU single-game charts.

• After averaging 54.2 yards per punt on six boots versus No. 3/4 Ohio State, Evans was named to the Ray Guy Award's Ray's 8 list. The 54.2 yards per punt ranks No. 9 on the program's single game charts.

• Evans ranks No. 2 in the B1G and No. 12 nationally in punting average at 45.9 yards per punt. His average is currently over one full yard better than **Drew Hagan's** program single season record of 44.8 ypp in 1999.

• Against No. 16/16 Penn State, Evans had five punts downed inside the 20-yard line, with three of those landing inside the 10-yard line of the Nittany Lions. Both totals were career highs.

• He trained under Nathan Chapman and John Smith at Prokick Australia and hadn't played a down of American football or visited the United States prior to his arrival in Bloomington.

• Long snapper **Sean Wracher** earned All-Big Ten honors from Phil Steele in each of his four seasons on campus was named a semifinalist for the Patrick Mannelly Award in 2022.

• He has started all 55 games since stepping foot on campus and has snapped for all-league kickers **Logan Justus** (2019) and **Charles Campbell** (2020), and Ray Guy Award semifinalist in **Haydon Whitehead** (2020).

• The Akron, Ohio, native was a Kohl'sKicking.com five-star prospect and the No. 1 long snapper nationally by Kornblue Kicking.

• Place kicker was a competition throughout fall camp with redshirt sophomore **Chris Freeman** earning the job out of camp. Freeman connected on his first career field goal against No. 3/4 Ohio State in the season opener with a 42-yard conversion in the second quarter.

• With IU down 21-0 coming out of the locker room from halftime, Freeman hit a perfect onside kick and **Louis Moore** recovered the kick and the offense took just three plays to get on the scoreboard.

• The successful onside kick was the first successful onside kick for Indiana since 2017 at Purdue. IU had been unsuccessful on its previous eight attempts between Purdue and Louisville.

• Freeman converted the 28th 50-yard field goal in program history - and a career long kick - in the fourth quarter against Wisconsin to extend IU's lead to six points with just over a minute left.

• A five-star prospect per Kohl's Kicking, **Nico Radacic** was rated the No. 3 kicker nationally by 247Sports and the No. 4 kicking prospect by ESPN. He was selected to participate in the 2023 Army All-American Bowl, as well.

• Radacic was an all-district performer for Coppell (Texas) High School, after moving to America from Croatia in 2016.

• Against Indiana State, Radacic connected on a pair of extra points and his first career field goal, a 21 yarder in the fourth quarter.

RECORD BREAKDOWN

| | 2023 | Allen at IU |
|-------------------------------|------|-------------|
| Overall | 3-7 | 33-47 |
| Big Ten | 1-6 | 18-41 |
| Day Games | 1-7 | 24-39 |
| Night Games | 2-0 | 9-8 |
| Televised Games | 3-7 | 33-46 |
| ABC | -- | 2-9 |
| Big Ten Network | 3-4 | 19-15 |
| CBS | 0-2 | 0-2 |
| ESPN | -- | 0-4 |
| ESPN2/ESPNU | -- | 3-4 |
| FOX | 0-1 | 0-8 |
| FS1 | -- | 5-4 |
| CBSSN | -- | 3-0 |
| vs. Ranked Opponents | 0-3 | 3-26 |
| Scoring First | 3-3 | 22-16 |
| Opponent Scores First | 0-4 | 11-31 |
| Leading at the Half | 3-1 | 28-8 |
| Trailing at the Half | 0-6 | 5-36 |
| Tied at the Half | -- | 0-3 |
| Leading after Three Quarters | 3-0 | 29-4 |
| Trailing after Three Quarters | 0-7 | 4-42 |
| Tied after Three Quarters | -- | 0-1 |

| | 2023 | Allen at IU |
|--|------|-------------|
| In Overtime | 1-1 | 5-2 |
| Games decided by 7 or fewer points | 2-2 | 14-17 |
| Scoring less than 20 points | 0-5 | 2-27 |
| Scoring 20-29 points | 2-1 | 8-14 |
| Scoring 30-39 points | -- | 17-6 |
| Scoring 40+ points | 1-1 | 6-1 |
| Allowing 10 points or less | 1-0 | 10-0 |
| Allowing 11-20 points | 1-0 | 9-3 |
| Allowing 21-30 points | 1-2 | 8-9 |
| Allowing 31+ points | 0-5 | 6-35 |
| Rushing for less than 100 yards | 2-4 | 5-29 |
| Rushing for 100-199 yards | 0-3 | 18-15 |
| Rushing for 200-299 yards | 1-0 | 10-3 |
| Rushing for 300+ yards | -- | -- |
| Passing for less than 200 yards | 2-3 | 11-16 |
| Passing for 200-299 yards | 0-4 | 9-22 |
| Passing for 300-399 yards | 1-0 | 12-6 |
| Passing for 400+ yards | -- | 1-3 |
| Totaling less than 300 yards total offense | 2-3 | 5-19 |
| Totaling 300-399 yards total offense | 0-3 | 7-17 |
| Totaling 400-499 yards total offense | 0-1 | 14-10 |
| Totaling 500+ yards of total offense | 1-0 | 7-1 |

| | 2023 | Allen at IU |
|--|------|-------------|
| Allowing less than 100 yards rushing | 1-0 | 14-6 |
| Allowing 100+ yards rushing | 2-7 | 19-41 |
| Allowing less than 300 yards total offense | 1-0 | 13-2 |
| Allowing 300+ yards total offense | 2-7 | 20-45 |
| Having one 100-yard rusher | -- | 13-5 |
| Having two 100-yard rushers | -- | 1-0 |
| Opponent having a 100-yard rusher | 1-3 | 10-21 |
| No turnovers | 1-1 | 10-4 |
| 1-3 turnovers | 2-5 | 23-38 |
| 4+ turnovers | 0-1 | 0-5 |
| No takeaways | 0-3 | 5-15 |
| 1-2 takeaways | 2-4 | 17-27 |
| 3+ takeaways | 1-0 | 11-5 |
| Winning in turnover margin | 2-1 | 21-9 |
| Losing in turnover margin | 0-4 | 7-28 |
| Tied in turnover margin | 1-2 | 5-10 |
| More than 30:00 of possession | 2-2 | 21-14 |
| Less than 30:00 of possession | 1-5 | 12-33 |



| | |
|--------------------|---|
| Born | March 14, 1970 |
| Hometown | New Castle, Ind. |
| Family | Wife - Tracy; Daughters - Hannah (26) & Brittney (22) Son - Thomas (24) |
| High School | New Castle |
| College | Maranatha Baptist University, '92 Indiana '02 |

Temple Heights High School (Fla.)
1992-94: *Head Coach*

Armwood High School (Fla.)
1995-96: *Defensive Coordinator*

Marion High School (Ind.)
1997: *Defensive Coordinator*

Ben Davis High School (Ind.)
1998-2003: *Defensive Coordinator*
2004-06: *Head Coach*

Wabash College (11-2)
2007: *Special Teams Coordinator/Secondary*

Lambuth (20-5)
2008-09: *Assistant Head Coach/Defensive Coordinator/Linebackers*

Drake (8-4)
2010: *Defensive Coordinator/Linebackers*

Arkansas State (10-3)
2011: *Assistant Head Coach*

Mississippi (24-15)
2012-14: *Linebackers/Special Teams Coordinator*

South Florida (8-5)
2015: *Defensive Coordinator*

Indiana (33-47 as Head Coach)
2016: *Associate Head Coach/Defense*
2016-: *Head Coach*

| | | |
|------|--------------|----------------|
| 2012 | GoDaddy.com | Arkansas State |
| 2013 | BBVA Compass | Mississippi |
| 2013 | Music City | Mississippi |
| 2014 | Peach | Mississippi |
| 2015 | Miami Beach | South Florida |
| 2016 | Foster Farms | Indiana |
| 2020 | Gator Bowl | Indiana |
| 2021 | Outback Bowl | Indiana |

- The 2020 American Football Coaches Association National Coach of the Year, Tom Allen is entering his seventh season as Indiana head football coach in 2023.
- Named the 2020 Hayes-Schembechler Coach of the Year (Big Ten coaches vote) and the Dave McClain Coach of the Year (Big Ten media vote).
- Joined Bill Mallory (1986, 1987) as the only Hoosier head coaches to earn the honor.
- Received the 2020 Grant Teaff Coach of the Year from the Fellowship of Christian Athletes.
- Became the third IU head coach to be named AFCA National Coach of the Year along with Bo McMillin (1945) and John Pont (1967).
- Allen was also a finalist for the 2020 Paul "Bear" Bryant Coach of the Year Award, the George Munger College Coach of the Year Award, the Dodd Trophy, and the Eddie Robinson Coach of the Year Award.
- A 31-year coaching veteran, Allen was named the program's 29th head football coach on Dec. 1, 2016.
- His 33 wins rank tied for No. 5 in school history with James H. Horne (33; 1898-1904).
- Made his head coaching debut in the 2016 Foster Farms Bowl.
- The New Castle, Ind., native joined Indiana's staff as associate head coach/defense on Jan. 15, 2016, and he promptly went on to become a Broyles Award nominee.
- Allen has strong ties to the Hoosier state as he served as head coach at Ben Davis High School (2004-06), defensive coordinator at Ben Davis (1998-03) and Marion High School (1997), and earned his master's degree from IU (2002).
- Over the past 28 seasons, the teams for which Allen has been a member of the coaching staff have posted a combined record of 255-115 (.689).

- Indiana (6-2, 6-1 B1G) finished the year ranked for a program record 10-consecutive weeks, including a No. 12 final rating from the Associated Press, its highest final ranking since 1967 (No. 4).
- IU played in consecutive January bowl games for the first time in school history with its invitation to the 2021 Outback Bowl.
- The Hoosiers were ranked in the Top 10 six times, the second-most in program history behind the 1945 team (9 weeks).
- Indiana collected its first Top-10 ranking in the Nov. 8 AP Poll (No. 10) since Sept. 22, 1969 (No. 10).
- IU's No. 7 rating (Dec. 13, 20) was its best in the AP Poll since Nov. 27, 1967 (No. 4).
- The Hoosiers three Top-25 victories tied for the third-most in the country and matched the school record (1945).
- Indiana clinched a winning league record in consecutive seasons for the first time since 1987-88 and for the sixth time overall (1967-68, 1944-46, 1936-37).
- IU's six conference wins tied for the most in program history (1967, 1987).
- The Hoosiers 11 Big Ten victories over the 2019-20 seasons tied for the most in a two-year span in school history (1987-88).
- Indiana collected its first win over No. 16 Wisconsin (14-6) since defeating the Badgers in 2001 and 2002, the former coming at Camp Randall Stadium.
- IU recorded its first road victory over a ranked opponent since No. 18 Missouri in 2014, and its first B1G road win over a ranked opponent since No. 22 Michigan State in 2001.
- The Hoosiers matched a program record with five-straight league victories (1967) before losing at No. 3 Ohio State and have won 11 of their last 14, their most successful stretch in conference games in school history.
- Indiana defeated Michigan State, 24-0, to reclaim the Old Brass Spittoon for the first time since 2016 and earn its first win in East Lansing since 2001.
- IU's 38-21 victory over No. 23 Michigan was its first over the Wolverines since 1987.
- The Hoosiers 36-35, overtime win against No. 8 Penn State in the season opener was the sixth against a Top-10 opponent in program history, with the last coming at No. 9 Ohio State in 1987.
- It marked Indiana's first Top-10 victory at Memorial Stadium since 1967 (No. 3 Purdue).
- IU defeated PSU, U-M, MSU, and UW in the same season for the first time in school history and beat the Wolverines and Spartans in the same year for the first time since 1967.

- Guided the Hoosiers to the 2020 TaxSlayer Bowl, the program's first bowl game in the state of Florida.
- Indiana finished with an 8-5 record and a 5-4 Big Ten mark.
- IU reached eight wins for just the eighth time in school history and the first time since 1993, and it finished one win shy of matching the program record set in 1945 and 1967.
- The Hoosiers five-conference wins tied for the fourth-most in school history, one off the program record of six (1967, 1987, 2020).
- Indiana posted a winning conference mark for the first time since 1993 (5-3) and its first winning season overall since 2007 (7-6).
- On Nov. 10, IU entered the Associated Press Poll (No. 24) for the first time since Sept. 20, 1994, and moved into the Coaches Poll (No. 25) for the first time since Oct. 17, 1994.

- Three coaches on Allen's staffs have been candidates for the Broyles Award, including 2020 finalist Kane Wommack and 2019 semifinalist Kalen DeBoer.
- Wommack is currently the South Alabama head coach and DeBoer is the Washington head coach.
- In his six seasons as head coach, 61 Hoosiers have earned All-Big Ten honors.
- Kick return specialist Jaylin Lucas earned All-America accolades from six outlets in 2022, including four first-team honors.
- Lucas became the first Hoosier and the first conference true freshman to be named the Big Ten Rodgers-Dwight Return Specialist of the Year.
- Tiawan Mullen became the first cornerback in program history to garner first-team All-America recognition in 2020.
- Wide receiver Ty Fryfogle and linebacker Micah McFadden collected third-team All-America accolades, giving Indiana three All-Americans in the same campaign for the first time since 2007.
- A school record 16 IU standouts received All-Big Ten honors.
- Fryfogle became the first wideout in Indiana history to be named the Big Ten Richter-Howard Receiver of the Year.
- He also was one of 11 Biletnikoff Award semifinalists, and Michael Penix Jr. was one of 17 Davey O'Brien Award semifinalists.
- A program record seven Hoosiers, including a school record four first-teamers, earned defensive recognition.
- Thirteen IU players secured 2017 all-conference honors, including six defenders, which matched 2016's mark.
- Mullen was named a 2019 True Freshman All-American.
- Thirty-four Hoosiers have been drafted or invited to NFL camps over the last six seasons, including a school-record 11 in 2018.
- Sixteen have worked out over the last six NFL Combines, highlighted by a program-record five in 2018.
- Linebacker Micah McFadden (New York Giants-2022), safety Jamar Johnson (Denver-2021), guard Simon Stepaniak (Green Bay-2020), guard Wes Martin (Washington-2019), tight end Ian Thomas (Carolina-2018), and linebacker Chris Covington (Dallas-2018) have been selected in the NFL Draft.
- Coached 15 Hoosiers currently on NFL rosters.
- Wide receiver Simmie Cobbs Jr., kicker Griffin Oakes, and linebacker Tegray Scales garnered 2017 first-team all-league recognition. Oakes was named the Bakken-Andersen Kicker of the Year.
- Harry Crider became the 10th Hoosier to receive Academic All-America honors in 2021.
- A school-record 40 student-athletes collected Academic All-Big Ten in 2022, besting the previous mark of 39 from 2021, and Allen's six-year mark stands at 174.
- Achieved unparalleled recruiting success. IU's 2022 signing class was the highest rated in program history and finished in the Top 25 nationally, besting the previous top-ranked classes of 2018 and 2019, and included a record eight four-star prospects.

- Tom and his wife, Tracy, have three children, Hannah (26), Thomas (24), and Brittney (22). Thomas was a linebacker for the Hoosiers from 2018-21.
- Earned his bachelor's degree from Maranatha Baptist University (Wis.) in 1992.

COACHING STAFF

CRAIG JOHNSON (FIELD)

Associate Head Coach/Running Backs
2nd season at Indiana



- Owns 39 years of coaching experience, including 19 in the collegiate and 20 in the professional ranks.
- Mentored five All-Pros, highlighted by 2018 NFL Rookie of the Year Saquon Barkley and three-time Pro-Bowler Chris Johnson. Also tutored 2003 Co-MVP Steve McNair and 2006 Offensive Rookie of the Year Vince Young.
- Worked at three of the current Big Ten institutions: Maryland (1997-98), Northwestern (1992-96) and Rutgers (1986-88). Won back-to-back Big Ten titles while at Northwestern (1995-96).

BRANDON SHELBY (FIELD)

Assistant Head Coach/Cornerbacks
13th season at Indiana



- Brings 17 seasons on the collegiate sideline in 2023, including the last 13 at Indiana. Is the longest-tenured cornerbacks coach in the Big Ten East, and second-longest in the conference overall.
- In 2020, Tiawan Mullen became the first cornerback in program history to earn first-team All-America honors and was IU's first first-team All-Big Ten selection since Tracy Porter (2007).
- Jaylin Williams collected second-team all-league recognition in 2020 to mark the first time in program history two cornerbacks received All-B1G honors in the same season.

ROD CAREY (BOOTH)

Offensive Coordinator
2nd season at Indiana



- A 25-year coaching veteran, with 10 years as a collegiate head coach.
- Reached seven bowl games in 10 seasons as a head coach, including the 2013 Orange Bowl while at Northern Illinois.
- Won 64 games as a head coach (64-50) at Northern Illinois (2012-18) and Temple (2019-21).
- Tutored seven All-Americans while at NIU, including the first two-time All-American in defensive end Sutton Smith.

BOB BOSTAD (FIELD)

Run Game Coordinator/Offensive Line
1st season at Indiana



- A 33-year coaching veteran with 25 years of experience tutoring the offensive line at the collegiate and professional level.
- Tutored 11 All-Americans during his two stints at Wisconsin, which included eight on the offensive line. Also helped one tight end and two linebackers earn All-America honors at UW.
- Helped Gabe Carimi win the 2010 Outland Trophy. Carimi, Kevin Zeitler, and Travis Frederick were all taken in the first round of the NFL Draft.

MATT GUERRIERI (BOOTH)

Co-Defensive Coordinator/Safeties
1st season at Indiana



- Enters 13th season as a collegiate coach and fifth in a coordinator role. Has coached the secondary in all eight seasons as full time assistant.
- Spent the 2022 season at Ohio State as a senior advisor after 10 seasons at Duke, with the last four seasons as defensive coordinator for the Blue Devils (2018-21).
- One of three finalists for the 2020 American Football Coaches Association (AFCA) Assistant Coach of the Year, a nominee for the 2018 Broyles Award, and one of 247Sports Top 30 Coaches Under 30 in 2018 and 2019.

PAUL RANDOLPH (FIELD)

Defensive Line
2nd season at Indiana



- Enters his 26th year in coaching at the college ranks, with 23 coaching the defensive line. Has coached in all five Power 5 conferences.
- Helped programs to a bowl game on 17 occasions, including nine straight from 2010-2018
- Played 10 seasons in the Canadian Football League (Winnipeg, 1988-95; Montreal, 1996-97). Served two years as a team captain and player-coach in Montreal and won two Grey Cups (1988, 1990) in Winnipeg.

KASEY TEEGARDIN (FIELD)

Special Teams Coordinator/Outside Linebackers
6th season at Indiana



- Enters 13th season as a collegiate assistant coach and sixth on the coaching staff at Indiana.
- Charles Campbell (PK) earned 2020 second-team All-Big Ten and Haydon Whitehead (P) carded honorable-mention recognition and was a Ray Guy Award semifinalist.
- The Hoosiers finished 2021 tied for first in the country with four blocked punts.
- Hired as the then-youngest defensive coordinator in the NCAA (24 years old) at the University of Charleston in 2010.

ANTHONY TUCKER (FIELD)

Co-Offensive Coordinator/Wide Receivers
1st season at Indiana



- A 13-year collegiate assistant coach has been an offensive coordinator in his last four campaigns (UCF, 2020 [co]; Utah State, 2021-22).
- Has appeared in nine bowl games and captured four conference championships.
- Utah State tied a program record with 11 wins in 2021, won its first Mountain West Championship, defeated Oregon State in the Jimmy Kimmel LA Bowl, and finished No. 24 in both national polls.

CHAD WILT (FIELD)

Defensive Coordinator/Linebackers
2nd season at Indiana



- The two-time All-American defensive end at Taylor (Ind.) University owns 21 seasons as a collegiate assistant coach.
- Spent 2020-21 at Big Ten member Minnesota and helped develop a top-10 defense in all four major categories in 2021.
- Appeared in 12 bowl games as a coach and posted a 3-0 record versus Navy during his time at Army.
- In two seasons at Maryland, developed three NFL Draft choices on the defensive line, including Yannick Ngakoue and Quinton Jefferson in 2016.

KEVIN WRIGHT (FIELD)

Tight Ends
4th season at Indiana



- A 20-years coaching veteran with experience in both high school and college. Was a high school head coach for 16 years, along with two seasons as the offensive coordinator at Western Kentucky.
- The 2022 inductee into the Indiana Football Hall of Fame has coached 13 years in the state of Indiana and spent five seasons at IMG Academy in Bradenton, Fla (2015-19).
- Tutored Peyton Hendershot to third-team All-Big Ten honors in 2021, as he left IU as the Hoosiers' tight ends receptions (136) and yardage (1,479) leader, and was No. 2 with 14 touchdowns.

ATHLETIC PERFORMANCE

AARON WELLMAN

Senior Assistant AD for Football Performance
4th season at Indiana



- Owns 26 years of experience, including 15 in the Big Ten.
- Led strength and conditioning efforts for 16 years with stints at Michigan (2011-14), San Diego State (2009-10), and Ball State (2004-08), in addition to the New York Giants (2016-19).
- Started his career as a graduate assistant at Indiana (1997-98) before being elevated to assistant strength and conditioning coach (1998-2001).
- Earned his degree in exercise science in 1996, added a master's degrees from Indiana in applied sport science (1998) and nutrition science (2009), and his PhD (2018) from Bond University in Queensland, Australia.
- A native of Ligonier, Indiana, was a four-year member of the Manchester (Ind.) University football team.

JUSTIN COLLETT

Athletic Performance Coach
4th season at Indiana

- Owns six seasons as a college strength and conditioning coach, including stops at two Power 5 programs, Tennessee and Indiana.
- Spent the 2019 campaign as a football strength and conditioning assistant at Tennessee.
- Head strength and conditioning coordinator from 2017-19 at his alma mater, Maryville College. Played offensive line and was a team-captain and all-conference pick as a senior.

MATT GEBERT

Athletic Performance Coach
1st season at Indiana

- Owns eight years of experience as a collegiate athletic performance coach, with stops at four different universities.
- Spent three seasons at Stanford (2020-22) after three years at FIU (2017-20) and two seasons at Purdue (2016-17).
- Earned his bachelor's degree in exercise science from Western Connecticut State University, where he played running back, and a master's in applied kinesiology from Minnesota.

JORDAN HICKS

Athletic Performance Coach
3rd season at Indiana

- Owns 14 seasons as a collegiate athletic performance coach, with stops at Kentucky (2009), North Alabama (2010-11), Utah (2012-18) and Utah State (2019-20).
- Served as the director of strength and conditioning at Utah State for the two seasons prior to joining Indiana.
- Assistant director of sports performance at the University of Utah for seven years, where he worked with the football (2012-19) and track and field (2012-14) programs.
- Collegiate defensive end at Southern Illinois (200--1) and Georgetown (Ky.) College (2002-04). Played for the Tampa Bay Buccaneers and with two NFL Europe franchises.

DRUE HARRIS

Athletic Performance Coach
2nd season at Indiana

- Enters his fourth year in the collegiate athletic performance profession, with stops at Grambling, Campbell, Florida State and Hawaii.
- Served as interim director of sports performance at Grambling in the spring of 2022.
- Played football at Army (2015-16) and Colorado State (2017-20).

NUMERICAL ROSTER

NOTE: IU Athletics advanced players eligibility forward as normal in 2020-21. Any extra seasons of eligibility awarded due to COVID-19 will be recognized following a player's regular senior season. A "+" will be added to indicate the extra season.

| No. | Name | Pos. | Ht. | Wt. | Yr. | Hometown/High School (Previous School) |
|-----|---------------------|-------|------|-----|--------|---|
| 0 | Anderson Coby | WR | 6-2 | 175 | Jr. | Fort Lauderdale, Fla./American Heritage (Tennessee) |
| 0 | Noah Pierre | DB | 5-11 | 180 | R-Sr.+ | Miami, Fla./Champagnat Catholic |
| 1 | Donaven McCulley | WR | 6-5 | 200 | Jr. | Indianapolis, Ind./Lawrence North |
| 1 | Andre Carter | DL | 6-5 | 270 | R-Sr.+ | Detroit, Mich./Cass Tech (Western Michigan) |
| 2 | Tayven Jackson | QB | 6-3 | 215 | R-Fr. | Greenwood, Ind./Center Grove (Tennessee) |
| 2 | James Monds III | DB | 5-11 | 180 | R-Fr. | Fort Pierce, Fla./Vero Beach |
| 3 | Omar Cooper Jr. | WR | 6-1 | 195 | R-Fr. | Indianapolis, Ind./Lawrence North |
| 3 | JoJo Johnson | DB | 5-11 | 180 | R-So. | Merrillville, Ind./Merrillville (Iowa Western C.C.) |
| 4 | DeQuece Carter | WR | 6-0 | 200 | Sr.+ | Louisa, Va./Woodberry Forest School (Fordham) |
| 4 | Anthony Jones | OLB | 6-4 | 255 | R-Fr. | Las Vegas, Nev./Liberty (Oregon) |
| 5 | Dexter Williams II | QB | 6-1 | 200 | R-Jr. | Macon, Ga./Mount de Sales Academy |
| 5 | Kobee Minor | DB | 6-0 | 185 | R-Jr. | Dallas, Texas/Lake Dallas (Texas Tech) |
| 6 | Cam Camper | WR | 6-2 | 195 | Sr. | Lancaster, Texas/Lancaster (Trinity Valley C.C.) |
| 6 | Phillip Dunnam | DB | 6-1 | 190 | So. | Miami, Fla./North Miami Beach |
| 7 | E.J. Williams Jr. | WR | 6-3 | 200 | Sr. | Phenix City, Ala./Central (Clemson) |
| 7 | Jacob Mangum-Farrar | LB | 6-4 | 240 | R-Sr.+ | Sugar Land, Texas/Kempner (Stanford) |
| 8 | Jaquez Smith | WR | 6-1 | 195 | R-So. | Atlanta, Ga./Westlake |
| 8 | Jared Casey | LB | 6-3 | 225 | R-Sr. | Louisville, Ky./Ballard (Kentucky) |
| 9 | Jamier Johnson | DB | 6-0 | 180 | Jr. | Pasadena, Calif./John Muir (Texas) |
| 10 | Derin McCulley | WR | 6-0 | 170 | R-Jr. | Indianapolis, Ind./Lawrence North (Ball State) |
| 10 | Myles Jackson | OLB | 6-2 | 250 | R-Jr. | Atlanta, Ga./Mill Creek (UCLA) |
| 12 | Jaylin Lucas | RB/RS | 5-9 | 170 | So. | Houma, La./Edna Karr |
| 13 | Kamryn Perry | WR | 5-9 | 165 | R-Fr. | Atlanta, Ga./Marietta |
| 14 | Broc Lowry | QB | 6-1 | 210 | Fr. | Canfield, Ohio/Canfield |
| 14 | Kaiden Turner | LB | 6-2 | 230 | R-Fr. | Fayetteville, Ark./Fayetteville |
| 15 | Brendan Sorsby | QB | 6-3 | 230 | R-Fr. | Denton, Texas/Lake Dallas |
| 15 | Nic Toomer | DB | 6-2 | 190 | R-Jr. | Tyrone, Ga./Sandy Creek (Stanford) |
| 16 | Jordan Grier | DB | 6-0 | 205 | Jr. | Ellenwood, Ga./Cedar Grove |
| 17 | Tyrik McDaniel | DB | 6-1 | 195 | R-Jr. | Columbia, S.C./Dutch Fork (Independence C.C.) |
| 18 | Blaze McKibbin | QB | 6-5 | 225 | R-Jr. | Santa Monica, Calif./Servite (Long Beach (Calif.) City College) |
| 18 | Andrew Turvy | OLB | 6-2 | 250 | R-So. | Carmel, Ind./Carmel |
| 19 | Roman Purcell | QB | 6-0 | 215 | R-So. | Bedminster, N.J./Indian Creek (North Carolina A&T) |
| 19 | Josh Sanguinetti | DB | 6-1 | 195 | R-Sr. | Lauderdale Lakes, Fla./University School |
| 20 | Louis Moore | DB | 6-1 | 190 | Sr. | Mesquite, Texas/Poteet (Navarro (Texas) College) |
| 22 | Jamari Sharpe | DB | 6-1 | 190 | R-Fr. | Miami, Fla./Northwestern |
| 23 | Jordan Shaw | DB | 6-0 | 170 | Fr. | Watts, Calif./St. Pius X-St. Matthias Academy |
| 24 | Jackson Wasserstrom | WR | 6-0 | 170 | R-Fr. | Westfield, Ind./Westfield |
| 24 | Bryson Bonds | DB | 6-1 | 200 | R-Jr. | Fort Worth, Texas/Crowley |
| 25 | Daniel Weems | RB | 5-10 | 200 | So. | Greenwood, Ind./Center Grove (Indiana Wesleyan) |
| 25 | Amare Ferrell | DB | 6-2 | 210 | Fr. | Lake City, Fla./Columbia |
| 26 | Josh Henderson | RB | 5-11 | 225 | Sr.+ | Pennington, N.J./The Hun School (North Carolina) |
| 26 | Joshua Rudolph | LB | 5-11 | 230 | Jr. | Montgomery, Ala./Park Crossing (Austin Peay) |
| 27 | Trent Howland | RB | 6-3 | 240 | R-So. | Joliet, Ill./Joliet West |
| 27 | Xavier Trueblood | LB | 5-11 | 215 | R-Jr. | Bloomington, Ind./Bloomington North |
| 28 | Christian Turner | RB | 5-11 | 205 | R-Sr.+ | Buford, Ga./Buford (Wake Forest) |
| 28 | Jaz Boykin | DB | 6-0 | 180 | Fr. | Fishers, Ind./Fishers |
| 29 | Reece Bellin | WR | 6-0 | 200 | Fr. | Carmel, Ind./Carmel |
| 29 | Luke Hauptert | DB | 6-1 | 180 | Fr. | Fort Wayne, Ind./Fort Wayne Snider |
| 30 | Mitchell Evans | DB | 5-11 | 195 | R-Fr. | Greenwood, Ind./Center Grove |
| 31 | Anthony Chung | DB | 6-1 | 185 | Fr. | Mequon, Wis./Homestead |
| 33 | David Holloman | RB | 6-0 | 205 | R-So. | Auburn Hills, Mich./Avondale |
| 33 | Connor Hole | DB | 5-11 | 180 | R-Jr. | Jamestown, Ind./Western Boone |
| 34 | Jeff Utzinger | LB | 6-2 | 225 | R-Fr. | Carmel, Ind./Cathedral |
| 35 | Aaron Stewart | DB | 5-11 | 170 | R-Fr. | Fort Wayne, Ind./Carroll |
| 36 | Reece Lozano | RB | 6-1 | 195 | R-Fr. | Bloomington, Ind./Bloomington North |
| 36 | Clay Conner | DB | 6-3 | 205 | Fr. | Boonville, Ind./Boonville |
| 37 | Declan McMahon | RB | 6-0 | 190 | R-Fr. | Brooklyn, N.Y./Poly Prep Country Day School |
| 37 | Jackson Schott | OLB | 6-3 | 200 | R-So. | Greenwood, Ind./Center Grove (Miami (Ohio)) |
| 38 | Drew Pearce | DB | 5-11 | 195 | R-So. | Tipton, Ind./Tipton |
| 39 | Bryce Hendershot | TE | 6-3 | 230 | Fr. | North Salem, Ind./Tri-West |
| 39 | Nicolas Radicic | K | 5-11 | 185 | Fr. | Coppell, Texas/ Coppell |
| 40 | Orlando Greenlow | OLB | 6-5 | 220 | Fr. | Lawndale, Calif./Lawndale |
| 41 | Lanell Carr Jr. | OLB | 6-1 | 240 | Sr. | St. Louis, Mo./De Smet Jesuit (West Virginia) |
| 42 | Darryl Minor Jr. | LB | 6-0 | 230 | Sr. | Dallas, Texas/Lake Dallas (UTEP) |
| 43 | Matt Hohlt | LB | 6-2 | 225 | R-So. | Greenwood, Ind./Center Grove |

ALPHABETICAL ROSTER

| No. | Name | Pos. |
|-----|---------------------|-------|
| 52 | Clayton Allen | LB |
| 82 | Bradley Archer | TE |
| 73 | Austin Barrett | OL |
| 76 | Matthew Bedford | OL |
| 29 | Reece Bellin | WR |
| 67 | Kahlil Benson | OL |
| 69 | Carl Biddings IV | DL |
| 96 | Philip Blidi | DL |
| 80 | Derrick Bohler | WR |
| 66 | Noah Bolticoff | OL |
| 48 | James Bomba | TE |
| 24 | Bryson Bonds | DB |
| 28 | Jaz Boykin | DB |
| 61 | Garrett Brown | OL |
| 92 | Marcus Burris Jr. | DL |
| 6 | Cam Camper | WR |
| 58 | Aden Cannon | DL |
| 50 | Zach Carpenter | OL |
| 41 | Lanell Carr Jr. | OLB |
| 1 | Andre Carter | DL |
| 4 | DeQuece Carter | WR |
| 44 | Aaron Casey | LB |
| 8 | Jared Casey | LB |
| 31 | Anthony Chung | DB |
| 0 | Anderson Coby | WR |
| 49 | Ta'Derius Collins | DL |
| 36 | Clay Conner | DB |
| 3 | Omar Cooper Jr. | WR |
| 91 | LeDarius Cox | DL |
| 6 | Phillip Dunnam | DB |
| 62 | Drew Evans | OL |
| 94 | James Evans | P |
| 30 | Mitchell Evans | DB |
| 25 | Amare Ferrell | DB |
| 53 | Vincent Fiacable | OL |
| 86 | Brody Foley | TE |
| 80 | Chris Freeman | K |
| 40 | Orlando Greenlow | OLB |
| 54 | Jack Greer | OL |
| 16 | Jordan Grier | DB |
| 93 | Robby Harrison | DL |
| 29 | Luke Hauptert | DB |
| 39 | Bryce Hendershot | TE |
| 26 | Josh Henderson | RB |
| 43 | Matt Hohlt | LB |
| 33 | Connor Hole | DB |
| 33 | David Holloman | RB |
| 27 | Trent Howland | RB |
| 10 | Myles Jackson | OLB |
| 2 | Tayven Jackson | QB |
| 99 | Nick James | DL |
| 70 | Bubba Jeffries | OL |
| 83 | Eli Jochem | WR |
| 9 | Jamier Johnson | DB |
| 3 | JoJo Johnson | DB |
| 4 | Anthony Jones | OLB |
| 78 | Cooper Jones | OL |
| 46 | Isaiah Jones | LB |
| 89 | Camden Jordan | WR |
| 57 | Julian Kameristy | DL |
| 56 | Mike Katic | OL |
| 68 | Robby Kowalewski | OL |
| 98 | Trey Laing | OLB |
| 71 | Will Larkins | OL |
| 60 | Max Longman | OL |
| 14 | Broc Lowry | QB |
| 36 | Reece Lozano | RB |
| 12 | Jaylin Lucas | RB/RS |
| 51 | Patrick Lucas Jr. | DL |
| 74 | Bray Lynch | OL |
| 7 | Jacob Mangum-Farrar | LB |

| No. | Name | Pos. | Ht. | Wt. | Yr. | Hometown/High School (Previous School) |
|-----|--------------------|------|------|-----|--------|--|
| 44 | Aaron Casey | LB | 6-2 | 235 | R-Sr.+ | Douglasville, Ga./Alexander |
| 45 | Trey Walker | TE | 6-5 | 255 | R-Sr. | Winnetka, Ill./New Trier |
| 45 | Lincoln Murff | DB | 5-11 | 170 | Fr. | Indianapolis, Ind./Ben Davis |
| 46 | Isaiah Jones | LB | 6-2 | 225 | R-Fr. | London, Ohio/London |
| 47 | Finn Walters | OLB | 6-4 | 235 | Fr. | Indianapolis, Ind./Brebeuf Jesuit |
| 48 | James Bomba | TE | 6-6 | 250 | R-So. | Bloomington, Ind./Bloomington South (Miami (Ohio)) |
| 48 | Sam Tallen | LB | 6-1 | 225 | R-Fr. | Bloomington, Ill./Northwest Prep |
| 49 | Zac Scott | TE | 6-4 | 235 | R-Sr. | San Antonio, Texas/La Vernia (Blinn (Texas) College) |
| 49 | Ta'Derius Collins | DL | 6-4 | 235 | Fr. | Shreveport, La./Northwood |
| 50 | Zach Carpenter | OL | 6-5 | 295 | R-Sr. | Cincinnati, Ohio/Archbishop Moeller (Michigan) |
| 51 | Patrick Lucas Jr. | DL | 6-3 | 315 | R-Sr. | Prattville, Ala./Wetumpka (Ole Miss) |
| 52 | Clayton Allen | LB | 6-1 | 180 | Fr. | Fishers, Ind./Hamilton Southeastern |
| 53 | Vincent Fiacable | OL | 6-4 | 305 | R-So. | Fort Wayne, Ind./Bishop Dwenger |
| 54 | Jack Greer | OL | 6-3 | 315 | R-Fr. | Fishers, Ind./Hamilton Southeastern |
| 55 | Venson Sneed Jr. | DL | 6-4 | 265 | R-Fr. | Wabasso, Fla./Winter Park |
| 56 | Mike Katic | OL | 6-4 | 315 | R-Sr. | Pittsburgh, Pa./Pine-Richland |
| 57 | Julian Kameristy | DL | 6-2 | 260 | R-So. | Chicago, Ill./IMG Academy |
| 58 | Aden Cannon | DL | 6-5 | 260 | R-Fr. | Carmel, Ind./Guerin Catholic |
| 60 | Max Longman | OL | 6-4 | 315 | R-Sr. | Portage, Mich./Portage Central (UMass) |
| 61 | Garrett Brown | OL | 6-4 | 315 | Fr. | Southlake, Texas/Southlake Carroll |
| 62 | Drew Evans | OL | 6-4 | 300 | R-Fr. | Fort Atkinson, Wis./Fort Atkinson (Wisconsin) |
| 63 | Josh Witt | OL | 6-3 | 315 | So. | Green Bay, Wis./Ashwaubenon (Northern State (S.D.)) |
| 64 | Race Stewart | DL | 6-3 | 310 | R-So. | Bloomington, Ind./Bloomington North |
| 65 | Carter Smith | OL | 6-5 | 305 | R-Fr. | Powell, Ohio/Olentangy Liberty |
| 66 | Noah Bolticoff | OL | 6-5 | 300 | R-So. | Rose Hill, Kan./Rose Hill (TCU) |
| 67 | Kahlil Benson | OL | 6-6 | 310 | R-Jr. | Southaven, Miss./Southaven |
| 68 | Robby Kowalewski | OL | 6-5 | 255 | Fr. | Grand Rapids, Mich./East Grand Rapids |
| 69 | Carl Biddings IV | DL | 6-0 | 295 | R-Fr. | East Chicago, Ind./Center Grove (Louisville) |
| 70 | Bubba Jeffries | OL | 6-4 | 305 | Fr. | Greenback, Tenn./Alcoa |
| 71 | Will Larkins | OL | 6-5 | 310 | Fr. | Hollywood, Fla./Chaminade-Madonna Prep |
| 73 | Austin Barrett | OL | 6-6 | 290 | Fr. | St. Charles, Ill./St. Charles East |
| 74 | Bray Lynch | OL | 6-5 | 310 | R-Fr. | Austin, Texas/Westlake |
| 76 | Matthew Bedford | OL | 6-6 | 305 | R-Sr. | Memphis, Tenn./Cordova |
| 77 | Joshua Sales Jr. | OL | 6-6 | 305 | R-So. | South Bend, Ind./Brownsburg |
| 78 | Cooper Jones | OL | 6-6 | 310 | R-So. | Valparaiso, Ind./Valparaiso |
| 79 | Max Williams | OL | 6-6 | 310 | R-Fr. | Lebanon, Ind./Lebanon |
| 80 | Derrick Bohler | WR | 6-1 | 195 | Fr. | Miami, Fla./Miami Palmetto |
| 80 | Chris Freeman | K | 6-2 | 205 | R-Jr. | Zionsville, Ind./Zionsville |
| 81 | Brady Simmons | WR | 6-1 | 165 | R-Fr. | Indianapolis, Ind./Ben Davis |
| 82 | Bradley Archer | TE | 6-3 | 245 | R-Sr. | Livemore, Calif./Livemore (Stanford) |
| 83 | Eli Jochem | WR | 6-1 | 190 | R-So. | Gibsonia, Pa./Pine-Richland |
| 84 | Aaron Steinfeldt | TE | 6-5 | 250 | R-So. | Bloomington, Ind./Bloomington North |
| 85 | Anthony Miller Jr. | TE | 6-5 | 265 | Fr. | Duluth, Ga./Duluth |
| 86 | Brody Foley | TE | 6-6 | 245 | R-Fr. | Cincinnati, Ohio/Anderson |
| 88 | Sam West | TE | 6-4 | 240 | Fr. | Greensburg, Ind./Greensburg Community |
| 89 | Camden Jordan | WR | 6-0 | 185 | R-So. | Carmel, Ind./Cathedral (San Jacinto College) |
| 90 | J'mari Monette | DL | 6-4 | 290 | R-Fr. | Alexandria, La./Alexandria |
| 91 | LeDarius Cox | DL | 6-4 | 305 | R-Sr. | Mobile, Ala./McGill-Toolen (Ole Miss) |
| 92 | Marcus Burris Jr. | DL | 6-4 | 290 | R-So. | Texarkana, Texas/Pleasant Grove (Texas A&M) |
| 93 | Robby Harrison | DL | 6-3 | 330 | R-Fr. | Greenwood, S.C./Emerald (Arizona State) |
| 94 | James Evans | P | 6-1 | 220 | Jr. | Auckland, New Zealand/Sacred Heart College Auckland |
| 95 | Sean Wracher | LS | 6-4 | 225 | Sr.+ | Akron, Ohio/Saint Ignatius |
| 96 | Philip Blidi | DL | 6-3 | 295 | Sr. | Trenton, N.J./Portales (N.M.) (Texas Tech) |
| 96 | Alejandro Quintero | P | 6-0 | 205 | R-So. | Tyler, Texas/Grace Community (Blinn (Texas) College) |
| 97 | Jaxon Miller | LS | 6-0 | 250 | R-Fr. | Indianapolis, Ind./Triton Central (Army) |
| 98 | Trey Laing | OLB | 6-2 | 240 | Sr.+ | Tallahassee, Fla./Godby (Southern) |
| 99 | Nick James | DL | 6-2 | 285 | R-Fr. | Prattville, Ala./IMG Academy |

| No. | Name | Pos. |
|-----|---------------------|------|
| 1 | Donaven McCulley | WR |
| 10 | Derin McCulley | WR |
| 17 | Tyrik McDaniel | DB |
| 18 | Blaze McKibbin | QB |
| 37 | Declan McMahon | RB |
| 85 | Anthony Miller Jr. | TE |
| 97 | Jaxon Miller | LS |
| 42 | Darryl Minor Jr. | LB |
| 5 | Kobee Minor | DB |
| 2 | James Monds III | DB |
| 90 | J'mari Monette | DL |
| 20 | Louis Moore | DB |
| 45 | Lincoln Murff | DB |
| 38 | Drew Pearce | DB |
| 13 | Kamryn Perry | WR |
| 0 | Noah Pierre | DB |
| 19 | Roman Purcell | QB |
| 96 | Alejandro Quintero | P |
| 39 | Nicolas Radicic | K |
| 26 | Joshua Rudolph | LB |
| 77 | Joshua Sales Jr. | OL |
| 19 | Josh Sanguinetti | DB |
| 37 | Jackson Schott | OLB |
| 49 | Zac Scott | TE |
| 22 | Jamari Sharpe | DB |
| 23 | Jordan Shaw | DB |
| 81 | Brady Simmons | WR |
| 65 | Carter Smith | OL |
| 8 | Jaquez Smith | WR |
| 55 | Venson Sneed Jr. | DL |
| 15 | Brendan Sorsby | QB |
| 84 | Aaron Steinfeldt | TE |
| 35 | Aaron Stewart | DB |
| 64 | Race Stewart | DL |
| 48 | Sam Tallen | LB |
| 15 | Nic Toomer | DB |
| 27 | Xavier Trueblood | LB |
| 28 | Christian Turner | RB |
| 14 | Kaiden Turner | LB |
| 18 | Andrew Turvy | OLB |
| 34 | Jeff Utzinger | LB |
| 45 | Trey Walker | TE |
| 47 | Finn Walters | OLB |
| 24 | Jackson Wasserstrom | WR |
| 25 | Daniel Weems | RB |
| 88 | Sam West | TE |
| 5 | Dexter Williams II | QB |
| 7 | E.J. Williams Jr. | WR |
| 79 | Max Williams | OL |
| 63 | Josh Witt | OL |
| 95 | Sean Wracher | LS |

COACHING STAFF

| | |
|-----------------|---|
| Tom Allen | Head Coach |
| Craig Johnson | Associate Head Coach/Running Backs |
| Brandon Shelby | Assistant Head Coach/Cornerbacks |
| Rod Carey | Offensive Coordinator/Quarterbacks |
| Bob Bostad | Run Game Coordinator/Offensive Line |
| Matt Guerrieri | Co-Defensive Coordinator/Safeties |
| Paul Randolph | Defensive Line |
| Kasey Teegardin | Special Teams Coordinator/Outside Linebackers |
| Anthony Tucker | Co-Offensive Coordinator/Wide Receivers |
| Chad Wilt | Defensive Coordinator/Linebackers |
| Kevin Wright | Tight Ends |
| Aaron Wellman | Senior Assistant AD for Football Performance |

| | |
|----------------|--|
| Justin Collett | Athletic Performance Coach |
| Matt Gebert | Athletic Performance Coach |
| Jordan Hicks | Athletic Performance Coach |
| Drue Harris | Athletic Performance Coach |
| Mike Doig | Director of Football Operations |
| Mike Pechac | Director of Player Development/NFL Liaison & Player Academic Enhancement |
| Jeff McInerney | Quality Control - Defense |
| Ryan McInerney | Quality Control - Special Teams |
| Danny Friend | Quality Control - Offense |

| | |
|-----------------|--|
| Thomas Allen | Graduate Assistant - Defense |
| Zach Leeds | Graduate Assistant - Offense |
| David Reese | Graduate Assistant - Defense |
| Kyle Schmidt | Graduate Assistant - Offense |
| John Powell | Director of Student-Athlete Development |
| Steven Ruzic | Assistant Athletic Director for Recruiting |
| Ryan Hansen | Director of Player Personnel |
| Mark Deal | Assistant Athletic Director for Alumni Relations |
| Kyle Blackman | Head Athletic Trainer |
| Jacob Laverman | Director of Football Rehabilitation |
| Isaac Hicks III | Director of Sports Performance Nutrition |

ROSTER BREAKDOWN

BY POSITION

Offensive Line (20)

73 Barrett, Austin
76 Bedford, Matthew
67 Benson, Kahlil
66 Bolticoff, Noah
61 Brown, Garrett
50 Carpenter, Zach
62 Evans, Drew
53 Fiacable, Vincent
54 Greer, Jack
70 Jeffries, Bubba
78 Jones, Cooper
56 Katic, Mike
68 Kowalewski, Robby
71 Larkins, Will
60 Longman, Max
74 Lynch, Bray
77 Sales Jr., Joshua
65 Smith, Carter
79 Williams, Max
63 Witt, Josh

Wide Receivers (15)

29 Bellin, Reece
80 Bohler, Derrick
6 Camper, Cam
4 Carter, DeQuece
0 Coby, Andison
3 Cooper Jr., Omar
83 Jochem, Eli
89 Jordan, Camden
1 McCulley, Donaven
10 McCulley, Derin
13 Perry, Kamryn
81 Simmons, Brady
8 Smith, Jaquez
24 Wasserstrom, Jackson
7 Williams Jr., E.J.

Tight Ends (9)

82 Archer, Bradley
48 Bomba, James
86 Foley, Brody
39 Hendershot, Bryce
85 Miller Jr., Anthony
49 Scott, Zac
84 Steinfeldt, Aaron
45 Walker, Trey
88 West, Sam

Running Backs (8)

26 Henderson, Josh
33 Holloman, David
27 Howland, Trent
36 Lozano, Reece
12 Lucas, Jaylin
37 McMahon, Declan
28 Turner, Christian
25 Weems, Daniel

Quarterbacks (6)

2 Jackson, Tayven
14 Lowry, Broc
18 McKibbin, Blaze
19 Purcell, Roman
15 Sorsby, Brendan
5 Williams II, Dexter

Defensive Backs (24)

24 Bonds, Bryson
28 Boykin, Jaz
31 Chung, Anthony
36 Conner, Clay
6 Dunnam, Phillip
30 Evans, Mitchell
25 Ferrell, Amare
16 Grier, Jordan
29 Haupt, Luke
33 Hole, Connor
9 Johnson, Jamier
3 Johnson, JoJo
17 McDaniel, Tyrik
5 Minor, Kobee
2 Monds III, James
20 Moore, Louis
45 Murff, Lincoln
38 Pearce, Drew
0 Pierre, Noah
19 Sanguinetti, Josh
22 Sharpe, Jamari
23 Shaw, Jordan
35 Stewart, Aaron
15 Toomer, Nic

Defensive Line (14)

69 Biddings IV, Carl
96 Blidi, Philip
92 Burris Jr., Marcus
5 Cannon, Aden
1 Carter, Andre
49 Collins, Ta'Derius
91 Cox, LeDarrius
93 Harrison, Robby
99 James, Nick
57 Kameristy, Julian
51 Lucas Jr., Patrick
90 Monette, J'mari
55 Sneed Jr. Venson
64 Stewart, Race

Linebackers (12)

52 Allen, Clayton
44 Casey, Aaron
8 Casey, Jared
43 Hohlt, Matt
46 Jones, Isaiah
7 Mangum-Farrar, Jacob
42 Minor Jr., Darryl
26 Rudolph, Joshua
48 Tallen, Sam
17 Trueblood, Xavier
14 Turner, Kaiden
34 Utzinger Jeff

Outside Linebackers (8)

41 Carr Jr., Lanell
40 Greenlow, Orlando
10 Jackson, Myles
4 Jones, Anthony
98 Laing, Trey
37 Schott, Jackson
18 Turvy, Andrew
47 Walters, Finn

Kickers (3)

80 Freeman, Chris
96 Quintero, Alejandro
39 Radicic, Nicolas

Long Snappers (2)

97 Miller, Jaxon
95 Wracher, Sean

Punters (2)

94 Evans, James
96 Quintero, Alejandro

BY ELIGIBILITY

Redshirt-Senior+ (5)

1 Carter, Andre
44 Casey, Aaron
7 Mangum-Farrar, Jacob
0 Pierre, Noah
28 Turner, Christian

Redshirt-Senior (11)

82 Archer, Bradley
76 Bedford, Matthew
50 Carpenter, Zach
8 Casey, Jared
91 Cox, LeDarrius
56 Katic, Mike
60 Longman, Max
51 Lucas Jr., Patrick
19 Sanguinetti, Josh
49 Scott, Zac
45 Walker, Trey

Senior+ (4)

4 Carter, DeQuece
26 Henderson, Josh
98 Laing, Trey
95 Wracher, Sean

Senior (6)

96 Blidi, Philip
6 Camper, Cam
41 Carr Jr., Lanell
42 Minor Jr., Darryl
20 Moore, Louis
7 Williams Jr., E.J.

Redshirt Junior (12)

67 Benson, Kahlil
24 Bonds, Bryson
80 Freeman, Chris
33 Hole, Connor
10 Jackson, Myles
10 McCulley, Derin
17 McDaniel, Tyrik
18 McKibbin, Blaze
5 Minor, Kobee
15 Toomer, Nic
27 Trueblood, Xavier
5 Williams II, Dexter

Junior (6)

0 Coby, Andison
94 Evans, James
16 Grier, Jordan
9 Johnson, Jamier
1 McCulley, Donaven
26 Rudolph, Joshua

Redshirt Sophomore (21)

66 Bolticoff, Noah
48 Bomba, James
92 Burris Jr., Marcus
53 Fiacable, Vincent
43 Hohlt, Matt
33 Holloman, David
27 Howland, Trent
83 Jochem, Eli
3 Johnson, JoJo
78 Jones, Cooper
89 Jordan, Camden
57 Kameristy, Julian
38 Pearce, Drew
19 Purcell, Roman
96 Quintero, Alejandro
77 Sales Jr., Joshua
37 Schott, Jackson
8 Smith, Jaquez
84 Steinfeldt, Aaron
64 Stewart, Race
18 Turvy, Andrew

Sophomore (4)

6 Dunnam, Phillip
12 Lucas, Jaylin
63 Witt, Josh
25 Weems, Daniel

Redshirt Freshman (30)

69 Biddings IV, Carl
58 Cannon, Aden
3 Cooper Jr., Omar
30 Evans, Mitchell
62 Evans, Drew
86 Foley, Brody
54 Greer, Jack
93 Harrison, Robby
2 Jackson, Tayven
99 James, Nick
46 Jones, Isaiah
4 Jones, Anthony
36 Lozano, Reece
74 Lynch, Bray
37 McMahon, Declan
97 Miller Jaxon
2 Monds III, James
90 Monette, J'mari
13 Perry, Kamryn
22 Sharpe, Jamari
81 Simmons, Brady
65 Smith, Carter
55 Sneed Jr., Venson
15 Sorsby, Brendan
35 Stewart, Aaron
48 Tallen, Sam
14 Turner Kaiden
34 Utzinger, Jeff
24 Wasserstrom, Jackson
79 Williams, Max

True Freshman (23)

52 Allen, Clayton
73 Barrett, Austin
29 Bellin, Reece
80 Bohler, Derrick
28 Boykin, Jaz
61 Brown, Garrett
31 Chung, Anthony
49 Collins, Ta'Derius
36 Conner, Clay
25 Ferrell, Amare
40 Greenlow Orlando
29 Haupt, Luke
39 Hendershot, Bryce
70 Jeffries, Bubba
68 Kowalewski, Robby
71 Larkins, Will
14 Lowry, Broc
85 Miller Jr. Anthony
45 Murff, Lincoln
39 Radicic, Nicolas
23 Shaw, Jordan
47 Walters, Finn
88 West, Sam

BY STATE/COUNTRY

Indiana (40)

52 Allen, Clayton
29 Bellin, Reece
69 Biddings IV, Carl
48 Bomba, James
28 Boykin, Jaz
58 Cannon, Aden
36 Conner, Clay
3 Cooper Jr., Omar
30 Evans, Mitchell
53 Fiacable, Vincent
80 Freeman, Chris
54 Greer, Jack
29 Haupt, Luke
39 Hendershot, Bryce
43 Hohlt, Matt
33 Hole, Connor
2 Jackson, Tayven
3 Johnson, JoJo
78 Jones, Cooper
89 Jordan, Camden
36 Lozano, Reece
10 McCulley, Derin
1 McCulley, Donaven
97 Miller, Jaxon
45 Murff, Lincoln
38 Pearce, Drew
77 Sales Jr., Joshua
37 Schott, Jackson
81 Simmons, Brady
84 Steinfeldt, Aaron
64 Stewart, Race
35 Stewart, Aaron
27 Trueblood, Xavier
18 Turvy, Andrew
34 Utzinger, Jeff
47 Walters, Finn
24 Wasserstrom, Jackson
25 Weems, Daniel
88 West, Sam
79 Williams, Max

Texas (13)

24 Bonds, Bryson
61 Brown, Garrett
92 Burris Jr., Marcus
6 Camper, Cam
74 Lynch, Bray
7 Mangum-Farrar, Jacob
5 Minor, Kobee
42 Minor Jr., Darryl
20 Moore, Louis
96 Quintero, Alejandro
39 Radicic, Nicolas
49 Scott, Zac
15 Sorsby, Brendan

Florida (11)

80 Bohler, Derrick
0 Coby, Andison
6 Dunnam, Phillip
25 Ferrell, Amare
98 Laing, Trey
71 Larkins, Will
2 Monds III, James
0 Pierre, Noah
19 Sanguinetti, Josh
22 Sharpe, Jamari
55 Sneed Jr., Venson

Georgia (9)

44 Casey, Aaron
16 Grier, Jordan
10 Jackson, Myles
85 Miller Jr., Anthony
13 Perry, Kamryn
8 Smith, Jaquez
15 Toomer, Nic
28 Turner, Christian
5 Williams II, Dexter

Ohio (6)

50 Carpenter, Zach
86 Foley, Brody
46 Jones, Isaiah
14 Lowry, Broc
65 Smith, Carter
95 Wracher, Sean

Alabama (5)

91 Cox, LeDarrius
99 James, Nick
51 Lucas Jr., Patrick
26 Rudolph, Joshua
7 Williams Jr., E.J.

California (5)

82 Archer, Bradley
40 Greenlow, Orlando
9 Johnson, Jamier
18 McKibbin, Blaze
23 Shaw, Jordan

Illinois (5)

73 Barrett, Austin
27 Howland, Trent
57 Kameristy, Julian
48 Tallen, Sam
45 Walker, Trey

Michigan (4)

1 Carter, Andre
33 Holloman, David
68 Kowalewski, Robby
60 Longman, Max

Louisiana (3)

49 Collins, Ta'Derius
12 Lucas, Jaylin
90 Monette, J'mari

New Jersey (3)

96 Blidi, Philip
26 Henderson, Josh
19 Purcell, Roman

Wisconsin (3)

31 Chung, Anthony
62 Evans, Drew
63 Witt, Josh

Pennsylvania (2)

56 Katic, Mike
83 Jochem, Eli

South Carolina (2)

93 Harrison, Robby
17 McDaniel, Tyrik

Tennessee (2)

76 Bedford, Matthew
70 Jeffries, Bubba

Arkansas (1)

14 Turner, Kaiden

Kansas (1)

66 Bolticoff, Noah

Kentucky (1)

8 Casey, Jared

Mississippi (1)

67 Benson, Kahlil

Missouri (1)

41 Carr Jr., Lanell

Nevada (1)

4 Jones, Anthony

New York (1)

37 McMahon, Declan

New Zealand (1)

94 Evans, James

Virginia (1)

4 Carter, DeQuece

**CAREER NOTES & RECORDS**

Appeared in 28 games with four starts over four seasons at Stanford (2019-22) and redshirted his initial collegiate season.

2023 SEASON

Season: Appeared in nine games with two starts ... made first start as a Hoosier against No. 3/4 Ohio State (9/2) ... one of 21 transfer student-athletes to make Indiana debut in 2023.

Ohio State (9/2): Recorded first start as a Hoosier. **Indiana State (9/8):** Made first catch as a Hoosier, a 12-yard reception. **Louisville (9/16):** Had two catches for 38 yards ... made a reception for 24 yards in the third quarter. **Akron (9/23):** Logged one catch for nine yards. **at Michigan (10/14):** Caught one pass for ten yards. **at Penn State (10/28):** Snagged one catch for ten yards.

ARCHER'S CAREER STATS - RECEIVING

| | GP/GS | Rec | Yds | YPR | YPG | TD | Long | High |
|---------------|-------------|-----------|------------|-------------|------------|----------|---------------|---------------|
| 2019 | 2/- | 1 | 0 | 0 | 0 | - | - | - |
| 2020 | 4/- | - | - | - | - | - | - | - |
| 2021 | 11/4 | 3 | 32 | 10.7 | 8.0 | - | 13-2x | 13-2x |
| 2022 | 11/- | - | - | - | - | - | - | - |
| 2023 | 9/2 | 6 | 79 | 13.2 | 8.8 | - | 24-LOU | 38-LOU |
| IU | 9/2 | 6 | 79 | 13.2 | 8.8 | - | 24-LOU | 38-LOU |
| Totals | 37/6 | 10 | 111 | 11.1 | 3.0 | - | 24-LOU | 38-LOU |

ARCHER'S CAREER GAME-BY-GAME

| 2023 | Receiving | | | |
|---------------------|-----------|-----------|----------|-----------|
| Opponent | No. | Yds | TD | Lg |
| Ohio State | - | - | - | - |
| Indiana State | 1 | 12 | - | 12 |
| vs. Louisville | 2 | 38 | - | 24 |
| Akron | 1 | 9 | - | 9 |
| at Maryland | - | - | - | - |
| at Michigan | 1 | 10 | - | 10 |
| Rutgers | - | - | - | - |
| at Penn State | 1 | 10 | - | 10 |
| Wisconsin | - | - | - | - |
| at Illinois | - | - | - | - |
| Totals | 6 | 79 | - | 24 |
| 2022 | Receiving | | | |
| Opponent | No. | Yds | TD | Lg |
| Colgate | - | - | - | - |
| USC | - | - | - | - |
| at Washington | - | - | - | - |
| at Oregon | - | - | - | - |
| at Notre Dame | - | - | - | - |
| Arizona State | - | - | - | - |
| at UCLA | - | - | - | - |
| Washington State | - | - | - | - |
| at Utah | - | - | - | - |
| at California | - | - | - | - |
| BYU | - | - | - | - |
| Totals | - | - | - | - |
| 2021 | Receiving | | | |
| Opponent | No. | Yds | TD | Lg |
| Kansas State | - | - | - | - |
| at USC | - | - | - | - |
| at Vanderbilt | - | - | - | - |
| UCLA | 1 | 6 | - | 6 |
| Oregon | 1 | 13 | - | 13 |
| at Arizona State | - | - | - | - |
| at Washington State | - | - | - | - |
| Utah | - | - | - | - |
| at Oregon State | - | - | - | - |
| California | 1 | 13 | - | 13 |
| Notre Dame | - | - | - | - |
| Totals | 3 | 32 | - | 13 |
| 2020 | Receiving | | | |
| Opponent | No. | Yds | TD | Lg |
| at Oregon | - | - | - | - |
| Colorado | - | - | - | - |
| Washington State | - | - | - | - |
| at California | - | - | - | - |
| at Washington | - | - | - | - |
| at Oregon State | - | - | - | - |
| at UCLA | - | - | - | - |
| Totals | - | - | - | - |

| 2019 | Receiving | | | |
|---------------------|-----------|----------|----------|----------|
| Opponent | No. | Yds | TD | Lg |
| Northwestern | - | - | - | - |
| at USC | - | - | - | - |
| at UCF | - | - | - | - |
| Oregon | - | - | - | - |
| at Oregon State | - | - | - | - |
| Washington | - | - | - | - |
| UCLA | - | - | - | - |
| Arizona | - | - | - | - |
| at Colorado | - | - | - | - |
| at Washington State | - | - | - | - |
| California | 1 | 0 | - | - |
| Notre Dame | - | - | - | - |
| Totals | 1 | 0 | - | - |

**CAREER NOTES & RECORDS**

Appeared in 39 career games with 37 starts ... started games at four of the five offensive line positions, excluding center ... owns starts at right tackle (21), right guard (14), left tackle (8) and left guard (3) in his career ... moved into the starting rotation in his fourth collegiate game as a true freshman in 2019.

2023 SEASON

Season: Appeared in all ten games with nine starts at right guard.

Ohio State (9/2): Started at right guard in return from a knee injury suffered in the season opener versus Illinois (9/2) in 2022. **Indiana State (9/8):** Started at right guard and helped the offense produce 558 total yards of offense and five rushing touchdowns ... the most rushing scores by an Indiana offense since 2016 and the most of the Tom Allen era. **Louisville (9/16):** Helped protect the offense to 357 yards of total offense ... held strong for Tayven Jackson's 299 passing yards and passing touchdown ... paved the way for the team's 97-yard scoring drive in the third quarter, the longest by an Indiana team since a 98-yard drive in 2019 against Rutgers (Oct. 12). **at Penn State (10/28):** Guided the offense to 349 yards of total offense ... allowed Brendan Sorsby to throw for 269 yards and three touchdown passes ... two of Sorsby's touchdowns went for 60-plus yards, the first game since at least 1996 that Indiana recorded two 60-plus yard offensive touchdowns ... two 60-plus yard offensive touchdowns in the game mark the first time since 2014 an Indiana offense produced multiple scores in a game ... Sorsby's pass 90-yard touchdown pass from to DeQuee Carter is tied for the third longest passing play in IU history. **at Illinois (11/11):** Helped protect the offense to 451 yards of total offense ... enabled Brendan Sorsby to post a 22-for-31 passing day with 289 yards and three touchdowns and two rushing touchdowns ... the team's 45 points were the most scored in a Big Ten game since Indiana put up 54 points at Purdue in 2015.

**CAREER NOTES & RECORDS**

Appeared in 22 career games with 15 starts ... made collegiate debut on special teams against Illinois (9/2/22) ... made first career start at Rutgers (10/22/22).

2023 SEASON

Season: Started all ten games at right tackle.

Indiana State (9/8): Started at right tackle and helped the offense produce 558 total yards of offense and five rushing touchdowns ... the most rushing scores by an Indiana offense since 2016 and the most of the Tom Allen era. **Louisville (9/16):** Helped protect the offense to 357 yards of total offense ... held strong for Tayven Jackson's 299 passing yards and passing touchdown ... paved the way for the team's 97-yard scoring drive in the third quarter, the longest by an Indiana team since a 98-yard drive in 2019 against Rutgers (Oct. 12). **at Penn State (10/28):** Guided the offense to 349 yards of total offense ... allowed Brendan Sorsby to throw for 269 yards and three touchdown passes ... two of Sorsby's touchdowns went for 60-plus yards, the first game since at least 1996 that Indiana recorded two 60-plus yard offensive touchdowns ... two 60-plus yard offensive touchdowns in the game mark the first time since 2014 an Indiana offense produced multiple scores in a game ... Sorsby's pass 90-yard touchdown pass from to DeQuee Carter is tied for the third longest passing play in IU history. **at Illinois (11/11):** Helped protect the offense to 451 yards of total offense ... enabled Brendan Sorsby to post a 22-for-31 passing day with 289 yards and three touchdowns and two rushing touchdowns ... the team's 45 points were the most scored in a Big Ten game since Indiana put up 54 points at Purdue in 2015.



PHILIP BLIDI

DL || 6-3 || 295 || SENIOR
TRENTON, NEW JERSEY

96

CAREER NOTES & RECORDS

Appeared in 34 games over three seasons at Texas Tech (2020-22) ... transferred to Indiana in the spring of 2023 ... married his wife, Emma, in July 2021 ... the couple has two children, daughter, Amara, and son, Brooks.

2023 SEASON

Season: Appeared in all ten games with nine starts ... one of 21 transfer student-athletes to make Indiana debut in 2023 ... one of 17 Hoosiers to make first career start.

Ohio State (9/2): Made first collegiate start and made one tackle. **Indiana State (9/8):** Lone tackle was a combined tackle for loss with Lanell Carr Jr. in the third quarter. **Louisville (9/16):** Charted two tackles. **Akron (9/23):** Posted six tackles ... assisted on a tackle for loss with Phillip Dunnam in the first overtime. **at Maryland (9/30):** Notched two stops. **at Michigan (10/14):** Registered three tackles. **at Penn State (10/28):** Collected two stops. **Wisconsin (11/4):** Made one tackle. **at Illinois (11/11):** Notched three tackles ... assisted on a tackle for loss with with Lanell Carr Jr. in the first quarter ... had one pass breakup.

PHILIP BLIDI'S CAREER STATS (* - at Texas Tech)

| | GP/GS | Solo | Ast | Ttl | TFL | Sacks | FF | FR-Yds | Int-Yds | QBH | PBU |
|---------------|-------------|-----------|-----------|-----------|---------------|--------------|----------|----------|----------|----------|----------|
| 2020* | 9/- | 4 | 1 | 5 | - | - | - | - | - | - | - |
| 2021* | 13/- | 8 | 8 | 16 | 1.5-3 | - | - | - | - | 2 | - |
| 2022* | 12/- | 13 | 5 | 18 | 4.5-13 | 2.0-7 | - | - | - | 1 | - |
| 2023 | 10/9 | 5 | 16 | 21 | 2.0-5 | - | - | - | - | 2 | 1 |
| IU | 10/9 | 5 | 16 | 21 | 2.0-5 | - | - | - | - | 2 | 1 |
| Totals | 44/9 | 30 | 30 | 60 | 8.0-20 | 2.0-7 | - | - | - | 5 | 1 |

PHILIP BLIDI'S CAREER GAME-BY-GAME (* - at Texas Tech)

| 2023 | Opponent | Solo | Ast | Total | TFL | Sacks | FF | FR-Yds | Int-Yds | QBH | PBU |
|------|----------------|----------|-----------|-----------|--------------|----------|----------|----------|----------|----------|----------|
| | Ohio State | - | 1 | 1 | - | - | - | - | - | - | - |
| | Indiana State | - | 1 | 1 | 0.5-2 | - | - | - | - | - | - |
| | vs. Louisville | 1 | 1 | 2 | - | - | - | - | - | - | - |
| | Akron | 2 | 4 | 6 | 0.5-2 | - | - | - | - | - | - |
| | at Maryland | - | 2 | 2 | - | - | - | - | - | - | - |
| | at Michigan | 1 | 2 | 3 | - | - | - | - | - | - | - |
| | Rutgers | - | - | - | - | - | - | - | - | - | - |
| | at Penn State | 1 | 1 | 2 | - | - | - | - | - | 1 | - |
| | Wisconsin | - | 1 | 1 | - | - | - | - | - | - | - |
| | at Illinois | - | 3 | 3 | 1.0-1 | - | - | - | - | 1 | 1 |
| | Totals | 5 | 16 | 21 | 2.0-5 | - | - | - | - | 2 | 1 |

2022*

| Opponent | Solo | Ast | Total | TFL | Sacks | FF | FR-Yds | Int-Yds | QBH | PBU |
|-------------------|-----------|----------|-----------|---------------|--------------|----------|----------|----------|----------|----------|
| Murray State | 3 | 1 | 4 | 3.0-9 | 2.0-7 | - | - | - | - | - |
| Houston | 2 | 1 | 3 | 1.5-4 | - | - | - | - | - | - |
| at NC State | 2 | 2 | 4 | - | - | - | - | - | - | - |
| Texas | - | - | - | - | - | - | - | - | - | - |
| at Kansas State | 2 | - | 2 | - | - | - | - | - | 1 | - |
| at Oklahoma State | 2 | 1 | 3 | - | - | - | - | - | - | - |
| West Virginia | - | - | - | - | - | - | - | - | - | - |
| Baylor | 2 | - | 2 | - | - | - | - | - | - | - |
| at TCU | - | - | - | - | - | - | - | - | - | - |
| Kansas | - | - | - | - | - | - | - | - | - | - |
| at Iowa State | - | - | - | - | - | - | - | - | - | - |
| Oklahoma | - | - | - | - | - | - | - | - | - | - |
| vs. Ole Miss | - | - | - | - | - | - | - | - | - | - |
| Totals | 13 | 5 | 18 | 4.5-13 | 2.0-7 | - | - | - | 1 | - |

2021*

| Opponent | Solo | Ast | Total | TFL | Sacks | FF | FR-Yds | Int-Yds | QBH | PBU |
|-----------------------|----------|----------|-----------|--------------|----------|----------|----------|----------|----------|----------|
| at Houston | 1 | - | 1 | - | - | - | - | - | - | - |
| Stephen F. Austin | 2 | 1 | 3 | - | - | - | - | - | 1 | - |
| FIU | 1 | - | 1 | - | - | - | - | - | - | - |
| at Texas | 1 | 2 | 3 | - | - | - | - | - | - | - |
| at West Virginia | - | - | - | - | - | - | - | - | - | - |
| TCU | - | - | - | - | - | - | - | - | - | - |
| at Kansas | - | - | - | - | - | - | - | - | - | - |
| Kansas State | - | - | - | - | - | - | - | - | - | - |
| at Oklahoma | - | - | - | - | - | - | - | - | - | - |
| Iowa St. | - | 1 | 1 | - | - | - | - | - | - | - |
| Oklahoma State | 2 | 4 | 6 | 1.5-3 | - | - | - | - | - | - |
| Baylor | - | - | - | - | - | - | - | - | - | - |
| vs. Mississippi State | 1 | - | 1 | - | - | - | - | - | 1 | - |
| Totals | 8 | 8 | 16 | 1.5-3 | - | - | - | - | 2 | - |

2020*

| Opponent | Solo | Ast | Total | TFL | Sacks | FF | FR-Yds | Int-Yds | QBH | PBU |
|-------------------|----------|----------|----------|----------|----------|----------|----------|----------|----------|----------|
| Houston Baptist | - | - | - | - | - | - | - | - | - | - |
| Texas | - | - | - | - | - | - | - | - | - | - |
| at Kansas State | 1 | - | 1 | - | - | - | - | - | - | - |
| at Iowa State | - | - | - | - | - | - | - | - | - | - |
| West Virginia | 1 | - | 1 | - | - | - | - | - | - | - |
| Oklahoma | 1 | - | 1 | - | - | - | - | - | - | - |
| at TCU | - | 1 | 1 | - | - | - | - | - | - | - |
| Baylor | - | - | - | - | - | - | - | - | - | - |
| at Oklahoma State | - | - | - | - | - | - | - | - | - | - |
| Kansas | 1 | - | 1 | - | - | - | - | - | - | - |
| Totals | 4 | 1 | 5 | - | - | - | - | - | - | - |



JAMES BOMBA

TE || 6-6 || 250 || R-SOPHOMORE
BLOOMINGTON, INDIANA

48

CAREER NOTES & RECORDS

Received scholarship prior to the 2022 season ... becomes the third generation of his family to earn a football scholarship to Indiana ... Father, **Matt Bomba** (1990-92), was a walk-on that earned a scholarship, while both grandfathers, **Brad Bomba** (1954-56) and **Bob VanPelt** (1964-66), were on scholarship at IU.

2023 SEASON

Season: Appeared in nine games with six starts.

Indiana State (9/8): Caught two passes in a game for the third time in his career. **Louisville (9/16):** Pulled in a catch of 15 yards in the third quarter as part of Indiana's 97-yard scoring drive in the third quarter ... the longest scoring drive by the Indiana offense since a 98-yard drive in 2019 against Rutgers (Oct. 12). **at Maryland (9/30):** Made one catch for six yards. **Rutgers (10/21):** Had one catch for 13 yards.

BOMBA'S CAREER STATS - RECEIVING

| | GP/GS | Rec | Yds | YPR | YPG | TD | Long | High |
|---------------|-------------|-----------|-----------|------------|------------|----------|---------------|---------------|
| 2022 | 9/3 | 5 | 22 | 4.4 | 2.4 | - | 8-PUR | 11-PUR |
| 2023 | 9/6 | 5 | 50 | 10.0 | 5.6 | - | 15-LOU | 16-ISU |
| Totals | 18/8 | 10 | 72 | 7.2 | 4.0 | - | 15-LOU | 16-ISU |

BOMBA'S CAREER GAME-BY-GAME

| 2023 | Opponent | No. | Yds | TD | Lg |
|------|----------------|----------|-----------|----------|-----------|
| | Ohio State | - | - | - | - |
| | Indiana State | 2 | 16 | - | 14 |
| | vs. Louisville | 1 | 15 | - | 15 |
| | Akron | - | - | - | - |
| | at Maryland | 1 | 6 | - | 6 |
| | at Michigan | - | - | - | - |
| | Rutgers | 1 | 13 | - | 13 |
| | at Penn State | - | - | - | - |
| | Wisconsin | - | - | - | - |
| | at Illinois | - | - | - | - |
| | Totals | 5 | 50 | - | 15 |

| 2022 | Opponent | No. | Yds | TD | Lg |
|------|-------------------|----------|-----------|----------|----------|
| | Illinois | - | - | - | - |
| | Idaho | - | - | - | - |
| | Western Ky. | 1 | 5 | - | 5 |
| | at Cincinnati | - | - | - | - |
| | at Nebraska | - | - | - | - |
| | Michigan | - | - | - | - |
| | Maryland | 2 | 6 | - | 5 |
| | at Rutgers | - | - | - | - |
| | Penn State | - | - | - | - |
| | at Ohio State | - | - | - | - |
| | at Michigan State | - | - | - | - |
| | Purdue | 2 | 11 | - | 8 |
| | Totals | 5 | 22 | - | 8 |



BRYSON BONDS

DB || 6-1 || 200 || R-JUNIOR

FORT WORTH, TEXAS

24

CAREER NOTES & RECORDS

Owns one career takeaway with a fumble recovery at Ohio State (11/12/22).

2023 SEASON

Season: Appeared in nine games.

Ohio State (9/2): Had two solo tackles on special teams ... third-highest graded special teams player in the Big Ten (81.5) per Pro Football Focus. **at Michigan (10/14):** Lone tackle was on special teams. **Wisconsin (11/4):** Posted one solo stop.

BONDS' CAREER STATS

| | GP/GS | Solo | Ast | Ttl | TFL | Sacks | FF | FR-Yds | Int-Yds | QBH | PBU |
|--------|-------|------|-----|-----|-----|-------|----|--------|---------|-----|-----|
| 2020 | 8/- | 1 | 1 | 2 | - | - | - | - | - | - | - |
| 2021 | 3/- | - | 1 | 1 | - | - | - | - | - | - | - |
| 2022 | 12/- | 8 | 6 | 14 | - | - | - | 1-0 | - | - | - |
| 2023 | 9/- | 4 | - | 4 | - | - | - | - | - | - | - |
| Totals | 32/- | 13 | 8 | 21 | - | - | - | 1-0 | - | - | - |

BONDS' CAREER GAME-BY-GAME

| 2023 | Opponent | Solo | Ast | Total | TFL | Sacks | FF | FR-Yds | Int-Yds | QBH | PBU |
|------|-------------------|------|-----|-------|----------------|-------|----|--------|---------|-----|-----|
| | Ohio State | 2 | - | 2 | - | - | - | - | - | - | - |
| | Indiana State | - | - | - | -DNP (Injury)- | - | - | - | - | - | - |
| | vs. Louisville | - | - | - | - | - | - | - | - | - | - |
| | Akron | - | - | - | - | - | - | - | - | - | - |
| | at Maryland | - | - | - | - | - | - | - | - | - | - |
| | at Michigan | 1 | - | 1 | - | - | - | - | - | - | - |
| | Rutgers | - | - | - | - | - | - | - | - | - | - |
| | at Penn State | - | - | - | - | - | - | - | - | - | - |
| | Wisconsin | 1 | - | 1 | - | - | - | - | - | - | - |
| | at Illinois | - | - | - | - | - | - | - | - | - | - |
| | Totals | 4 | - | 4 | - | - | - | - | - | - | - |
| 2022 | Opponent | Solo | Ast | Total | TFL | Sacks | FF | FR-Yds | Int-Yds | QBH | PBU |
| | Illinois | - | - | - | - | - | - | - | - | - | - |
| | Idaho | 1 | 2 | 3 | - | - | - | - | - | - | - |
| | Western Ky. | - | - | - | - | - | - | - | - | - | - |
| | at Cincinnati | - | - | - | - | - | - | - | - | - | - |
| | at Nebraska | 1 | - | 1 | - | - | - | - | - | - | - |
| | Michigan | - | - | - | - | - | - | - | - | - | - |
| | Maryland | 1 | - | 1 | - | - | - | - | - | - | - |
| | at Rutgers | 1 | - | 1 | - | - | - | - | - | - | - |
| | Penn State | - | 3 | 3 | - | - | - | - | - | - | - |
| | at Ohio State | 3 | 1 | 4 | - | - | - | 1-0 | - | - | - |
| | at Michigan State | 1 | - | 1 | - | - | - | - | - | - | - |
| | Purdue | - | - | - | - | - | - | - | - | - | - |
| | Totals | 8 | 6 | 14 | - | - | - | 1-0 | - | - | - |
| 2021 | Opponent | Solo | Ast | Total | TFL | Sacks | FF | FR-Yds | Int-Yds | QBH | PBU |
| | at Iowa | - | 1 | 1 | - | - | - | - | - | - | - |
| | Idaho | - | - | - | - | - | - | - | - | - | - |
| | Cincinnati | - | - | - | - | - | - | - | - | - | - |
| | at Western Ky. | - | - | - | -DNP (Injury)- | - | - | - | - | - | - |
| | at Penn State | - | - | - | -DNP (Injury)- | - | - | - | - | - | - |
| | Michigan State | - | - | - | -DNP (Injury)- | - | - | - | - | - | - |
| | Ohio State | - | - | - | -DNP (Injury)- | - | - | - | - | - | - |
| | at Maryland | - | - | - | -DNP (Injury)- | - | - | - | - | - | - |
| | at Michigan | - | - | - | -DNP (Injury)- | - | - | - | - | - | - |
| | Rutgers | - | - | - | -DNP (Injury)- | - | - | - | - | - | - |
| | Minnesota | - | - | - | -DNP (Injury)- | - | - | - | - | - | - |
| | at Purdue | - | - | - | -DNP (Injury)- | - | - | - | - | - | - |
| | Totals | - | 1 | 1 | - | - | - | - | - | - | - |
| 2020 | Opponent | Solo | Ast | Total | TFL-Yds | Sacks | FF | FR-Yds | Int-Yds | QBH | PBU |
| | Penn State | - | 1 | 1 | - | - | - | - | - | - | - |
| | at Rutgers | 1 | - | 1 | - | - | - | - | - | - | - |
| | Michigan | - | - | - | - | - | - | - | - | - | - |
| | at Michigan St. | - | - | - | - | - | - | - | - | - | - |
| | at Ohio State | - | - | - | - | - | - | - | - | - | - |
| | Maryland | - | - | - | - | - | - | - | - | - | - |
| | at Wisconsin | - | - | - | - | - | - | - | - | - | - |
| | vs. Ole Miss | - | - | - | - | - | - | - | - | - | - |
| | Totals | 1 | 1 | 2 | - | - | - | - | - | - | - |



MARCUS BURRIS JR.

DL || 6-4 || 290 || R-SOPHOMORE

TEXARKANA, TEXAS

92

CAREER NOTES & RECORDS

Appeared in eight games over two seasons at Texas A&M (2021-22) and redshirted his initial season on campus.

2023 SEASON

Season: Appeared in all ten games with six starts ... one of 21 transfer student-athletes to make Indiana debut in 2023 ... one of 17 Hoosiers to make first career start.

Ohio State (9/2): Notched one tackle in his first appearance as a Hoosier. **Indiana State (9/8):** Posted first career sack when he brought down Indiana State quarterback Evan Olaes for a 1-yard loss in the third quarter. **at Maryland (9/30):** Made first career start ... had two stops ... blocked first career kick on a field goal attempt in the fourth quarter. **at Michigan (10/14):** Logged two solo tackles. **Rutgers (10/21):** Registered two solo stops. **at Penn State (10/28):** Charted four tackles. **Wisconsin (11/4):** Registered one stop. **a Illinois (11/11):** Logged two solo stops ... brought down Reggie Love III for a 1-yard loss in the first quarter.

MARCUS BURRIS' CAREER STATS (* - at Texas A&M)

| | GP/GS | Solo | Ast | Ttl | TFL | Sacks | FF | FR-Yds | Int-Yds | QBH | PBU |
|--------|-------|------|-----|-----|-------|-------|----|--------|---------|-----|-----|
| 2021* | | | | | | -DNP- | | | | | |
| 2022* | 8/- | - | 1 | 1 | - | - | - | - | - | 1 | - |
| 2023 | 10/6 | 10 | 5 | 15 | 2.0-2 | 1.0-1 | - | - | - | - | - |
| IU | 10/6 | 10 | 6 | 16 | 2.0-2 | 1.0-1 | - | - | - | - | - |
| Totals | 18/6 | 10 | 6 | 16 | 2.0-2 | 1.0-1 | - | - | - | 1 | - |

MARCUS BURRIS' CAREER GAME-BY-GAME (* - at Texas A&M)

| 2023 | Opponent | Solo | Ast | Total | TFL | Sacks | FF | FR-Yds | Int-Yds | QBH | PBU |
|-------|---------------------|------|-----|-------|-------|-------|----|--------|---------|-----|-----|
| | Ohio State | - | 1 | 1 | - | - | - | - | - | - | - |
| | Indiana State | 1 | - | 1 | 1.0-1 | 1.0-1 | - | - | - | - | - |
| | vs. Louisville | - | - | - | - | - | - | - | - | - | - |
| | Akron | - | - | - | - | - | - | - | - | - | - |
| | at Maryland | 1 | 1 | 2 | - | - | - | - | - | - | - |
| | at Michigan | 2 | - | 2 | - | - | - | - | - | - | - |
| | Rutgers | 2 | - | 2 | - | - | - | - | - | - | - |
| | at Penn State | 2 | 2 | 4 | - | - | - | - | - | - | - |
| | Wisconsin | - | 1 | 1 | - | - | - | - | - | - | - |
| | at Illinois | 2 | - | 2 | 1.0-1 | - | - | - | - | - | - |
| | Totals | 10 | 5 | 15 | 2.0-2 | 1.0-1 | - | - | - | - | - |
| 2022* | Opponent | Solo | Ast | Total | TFL | Sacks | FF | FR-Yds | Int-Yds | QBH | PBU |
| | Sam Houston | - | - | - | - | - | - | - | - | 1 | - |
| | Appalachian St. | - | - | - | - | - | - | - | - | - | - |
| | Miami | - | - | - | - | - | - | - | - | - | - |
| | Arkansas | - | - | - | - | - | - | - | - | - | - |
| | at Mississippi St.- | 1 | 1 | 1 | - | - | - | - | - | - | - |
| | at Alabama | - | - | - | - | -DNP- | - | - | - | - | - |
| | at South Carolina | - | - | - | - | -DNP- | - | - | - | - | - |
| | Ole Miss | - | - | - | - | - | - | - | - | - | - |
| | Florida | - | - | - | - | - | - | - | - | - | - |
| | at Auburn | - | - | - | - | - | - | - | - | - | - |
| | UMass | - | - | - | - | -DNP- | - | - | - | - | - |
| | LSU | - | - | - | - | -DNP- | - | - | - | - | - |
| | Totals | - | 1 | 1 | - | - | - | - | - | - | - |



CAM CAMPER

WR || 6-2 || 195 || SENIOR

LANCASTER, TEXAS

6

CAREER NOTES & RECORDS

Logged 156 yards receiving in his Indiana debut, the most by a Hoosier in a debut in program history ... one of eight Hoosiers all-time (10 occurrences) to log multiple double-digit catch games in a career, just one shy of **Whop Philyor** (3; 2019) and **Damarlo Belcher** (3; 2010) atop that list ... named to 2023 College Football Comeback Player of the Year Preseason Watch List after his return from injury.

2023 SEASON

Season: Started seven games ... started against No. 3/4 Ohio State (9/2) in his first game back from injury suffered at Rutgers (knee) on Oct. 22, 2022.

Ohio State (9/2): Made three catches for a team-high 35 yards ... had 24-yard grab for Indiana quarterback Tayven Jackson's first completion as a Hoosier. **Indiana State (9/8):** Made three catches for 37 yards. **Louisville (9/16):** Pulled in three catches for 74 yards ... had a 41-yard reception. **Akron (9/23):** Made four catches for 103 yards ... one touchdown in the first overtime period to tie the game at 24-24 ... had two 40-yard receptions. **at Michigan (10/14):** Hauled in three catches for 29 yards. **Rutgers (10/21):** Caught one ball for seven yards.

CAMPER'S CAREER STATS

| | GP/GS | Rec | Yds | YPR | YPG | TD | Long | High |
|--------|-------|-----|-----|------|------|----|--------|---------|
| 2022 | 7/7 | 46 | 569 | 12.4 | 81.3 | 2 | 40-ILL | 156-ILL |
| 2023 | 7/7 | 17 | 292 | 17.2 | 41.7 | 1 | 41-LOU | 103-AKR |
| Totals | 14/14 | 63 | 827 | 13.1 | 59.1 | 3 | 41-LOU | 156-ILL |

CAMPER'S CAREER GAME-BY-GAME

| 2023 | | Receiving | | | |
|-------------------|--|-----------------|-----|----|----|
| Opponent | | No. | Yds | TD | Lg |
| Ohio State | | 3 | 35 | - | 24 |
| Indiana State | | 3 | 37 | - | 21 |
| vs. Louisville | | 3 | 74 | - | 41 |
| Akron | | 4 | 103 | 1 | 40 |
| at Maryland | | - | - | - | - |
| at Michigan | | 3 | 39 | - | 15 |
| Rutgers | | 1 | 7 | - | 7 |
| at Penn State | | -DNP (Injury)- | | | |
| Wisconsin | | -DNP (Injury)- | | | |
| at Illinois | | -DNP (Injury)- | | | |
| Totals | | 17 | 292 | - | 41 |
| 2022 | | Receiving | | | |
| Opponent | | No. | Yds | TD | Lg |
| Illinois | | 11 | 156 | - | 40 |
| Idaho | | 4 | 43 | - | 18 |
| Western Ky. | | 8 | 93 | 1 | 26 |
| at Cincinnati | | 10 | 126 | - | 20 |
| at Nebraska | | -DNP (Illness)- | | | |
| Michigan | | 2 | 39 | - | 33 |
| Maryland | | 6 | 69 | 1 | 24 |
| at Rutgers | | 5 | 43 | - | 19 |
| Penn State | | -DNP (Injury)- | | | |
| at Ohio State | | -DNP (Injury)- | | | |
| at Michigan State | | -DNP (Injury)- | | | |
| Purdue | | -DNP (Injury)- | | | |
| Totals | | 46 | 569 | 2 | 40 |



ZACH CARPENTER

OL || 6-5 || 295 || R-SENIOR

CINCINNATI, OHIO

50

CAREER NOTES & RECORDS

Made 25 appearances with 23 starts at Indiana ... has played both center and right guard ... started 18 times at center and five times at right guard.

2023 SEASON

Season: Started all ten games at center.

Indiana State (9/8): Started at center and helped the offense produce 558 total yards of offense and five rushing touchdowns ... the most rushing scores by an Indiana offense since 2016 and the most of the Tom Allen era. **Louisville (9/16):** Helped protect the offense to 357 yards of total offense ... held strong for Tayven Jackson's 299 passing yards and passing touchdown ... paved the way for the team's 97-yard scoring drive in the third quarter, the longest by an Indiana team since a 98-yard drive in 2019 against Rutgers (Oct. 12). **at Penn State (10/28):** Guided the offense to 349 yards of total offense ... allowed Brendan Sorsby to throw for 269 yards and three touchdown passes ... two of Sorsby's touchdowns went for 60-plus yards, the first game since at least 1996 that Indiana recorded two 60-plus yard offensive touchdowns ... two 60-plus yard offensive touchdowns in the game mark the first time since 2014 an Indiana offense produced multiple scores in a game ... Sorsby's pass 90-yard touchdown pass from to DeQuee Carter is tied for the third longest passing play in IU history. **at Illinois (11/11):** Helped protect the offense to 451 yards of total offense ... enabled Brendan Sorsby to post a 22-for-31 passing day with 289 yards and three touchdowns and two rushing touchdowns ... the team's 45 points were the most scored in a Big Ten game since Indiana put up 54 points at Purdue in 2015.



LANELL CARR JR.

OLB || 6-1 || 240 || SENIOR

ST. LOUIS, MISSOURI

41

CAREER NOTES & RECORDS

Appeared in 27 games with four starts over three seasons at West Virginia (2020-22) ... transferred to Indiana in the spring of 2023.

2023 SEASON

Season: Appeared in ten games with eight starts ... first start as a Hoosier came against No. 3/4 Ohio State (9/2) ... one of 21 transfer student-athletes to make Indiana debut in 2023.

Ohio State (9/2): Made three stops in his first start as a Hoosier. **Indiana State (9/8):** Made four tackles ... combined with Philip Bliidi for a tackle for loss in the third quarter made first sack as a Hoosier in the first quarter. **Louisville (9/16):** Charted one solo tackle. **Akron (9/23):** Posted three tackles and one pass breakup. **at Michigan (10/14):** Registered four tackles ... logged first career multi-sack game with 2.0 sacks ... both sacks came in the first quarter. **Rutgers (10/21):** Had five tackles ... solo tackle for loss in the second quarter. **at Penn State (10/28):** Collected three solo stops and one sack ... sacked Drew Allar for a loss of six yards in the first quarter. **Wisconsin (11/4):** Made two stops ... combined with Venson Sneed Jr. on a second quarter tackle for loss ... had one pass breakup. **at Illinois (11/11):** Logged four stops ... combined with Philip Bliidi for a tackle for loss in the first quarter.... sacked John Paddock for a loss of eight yards on the last play of regulation.

CARR'S CAREER STATS (* - at West Virginia)

| | GP/GS | Solo | Ast | Ttl | TFL | Sacks | FF | FR-Yds | Int-Yds | QBH | PBU |
|--------|-------|------|-----|-----|---------|--------|----|--------|---------|-----|-----|
| 2020* | 6/- | 1 | - | 1 | - | - | - | - | - | - | - |
| 2021* | 9/2 | 2 | 2 | 4 | - | - | - | - | - | - | - |
| 2022* | 12/2 | 8 | 13 | 21 | 4.5-15 | 1.0-9 | - | - | - | 2 | 1 |
| 2023 | 10/8 | 17 | 12 | 29 | 7.5-45 | 5.0-37 | - | - | - | 2 | 2 |
| IU | 10/8 | 17 | 12 | 29 | 7.5-45 | 5.0-37 | - | - | - | 2 | 2 |
| Totals | 37/12 | 28 | 27 | 55 | 12.0-60 | 6.0-46 | - | - | - | 4 | 3 |

CARR'S CAREER GAME-BY-GAME (* - at West Virginia)

| 2023 | | Solo | Ast | Total | TFL | Sacks | FF | FR-Yds | Int-Yds | QBH | PBU |
|----------------|--|------|-----|-------|--------|--------|----|--------|---------|-----|-----|
| Opponent | | | | | | | | | | | |
| Ohio State | | - | 3 | 3 | - | - | - | - | - | - | - |
| Indiana State | | 2 | 2 | 4 | 1.5-9 | 1.0-6 | - | - | - | 1 | - |
| vs. Louisville | | 1 | - | 1 | - | - | - | - | - | - | - |
| Akron | | 2 | 1 | 3 | - | - | - | - | - | - | 1 |
| at Maryland | | - | - | - | - | - | - | - | - | - | - |
| at Michigan | | 3 | 1 | 4 | 2.0-17 | 2.0-17 | - | - | - | - | - |
| Rutgers | | 4 | 1 | 5 | 1.0-4 | - | - | - | - | - | - |
| at Penn State | | 3 | - | 3 | 1.0-6 | 1.0-6 | - | - | - | 1 | - |
| Wisconsin | | - | 2 | 2 | 0.5-0 | - | - | - | - | - | 1 |
| at Illinois | | 2 | 2 | 4 | 1.5-9 | 1.0-8 | - | - | - | - | - |
| Totals | | 17 | 12 | 29 | 7.5-45 | 5.0-37 | - | - | - | 2 | 2 |

2022*

| Opponent | Solo | Ast | Total | TFL | Sacks | FF | FR-Yds | Int-Yds | QBH | PBU |
|------------------|----------|-----------|-----------|---------------|----------|----------|----------|----------|----------|----------|
| at Pitt | - | - | - | - | - | - | - | - | - | - |
| Kansas | 1 | - | 1 | - | - | - | - | - | - | - |
| Towson | 1 | 1 | 2 | 1.0-1 | - | - | - | - | - | - |
| at Virginia Tech | - | 1 | 1 | - | - | - | - | - | 1 | - |
| at Texas | 1 | 2 | 3 | 1.5-3 | - | - | - | - | - | - |
| Baylor | 1 | - | 1 | - | - | - | - | - | - | - |
| at Texas Tech | 2 | 1 | 3 | 1.0-2 | - | - | - | - | - | - |
| TCU | - | - | - | - | - | - | - | - | - | - |
| at Iowa State | - | 2 | 2 | - | - | - | - | - | - | - |
| Oklahoma | - | 2 | 2 | - | - | - | - | - | - | - |
| Kansas State | - | 3 | 3 | - | - | - | - | - | 1 | - |
| at Ok. State | 2 | 1 | 3 | 1.0-9 | - | - | - | - | - | 1 |
| Totals | 8 | 13 | 21 | 4.5-15 | - | - | - | - | 2 | 1 |

2021*

| Opponent | Solo | Ast | Total | TFL | Sacks | FF | FR-Yds | Int-Yds | QBH | PBU |
|---------------|----------|----------|----------|----------|----------|----------|----------|----------|----------|----------|
| at Maryland | - | - | - | - | -DNP- | - | - | - | - | - |
| LIU | 1 | 1 | 2 | - | - | - | - | - | - | - |
| Virginia Tech | - | - | - | - | - | - | - | - | - | - |
| at Oklahoma | - | - | - | - | -DNP- | - | - | - | - | - |
| Texas Tech | - | - | - | - | -DNP- | - | - | - | - | - |
| at Baylor | - | - | - | - | - | - | - | - | - | - |
| at TCU | - | - | - | - | - | - | - | - | - | - |
| Iowa State | - | - | - | - | - | - | - | - | - | - |
| Ok. State | - | 1 | 1 | - | - | - | - | - | - | - |
| at Kansas St. | - | - | - | - | - | - | - | - | - | - |
| Texas | - | - | - | - | - | - | - | - | - | - |
| at Kansas | 1 | - | 1 | - | - | - | - | - | - | - |
| Minnesota | - | - | - | - | -DNP- | - | - | - | - | - |
| Totals | 2 | 2 | 4 | - | - | - | - | - | - | - |

2020*

| Opponent | Solo | Ast | Total | TFL | Sacks | FF | FR-Yds | Int-Yds | QBH | PBU |
|---------------|----------|----------|----------|----------|------------|----------|----------|----------|----------|----------|
| Eastern Ky. | 1 | - | 1 | - | - | - | - | - | - | - |
| at Ok. State | - | - | - | - | -DNP- | - | - | - | - | - |
| Baylor | - | - | - | - | - | - | - | - | - | - |
| Kansas | - | - | - | - | -DNP- | - | - | - | - | - |
| at Texas Tech | - | - | - | - | -DNP- | - | - | - | - | - |
| Kansas State | - | - | - | - | - | - | - | - | - | - |
| at Texas | - | - | - | - | - | - | - | - | - | - |
| TCU | - | - | - | - | - | - | - | - | - | - |
| at Iowa State | - | - | - | - | -DNP- | - | - | - | - | - |
| Oklahoma | - | - | - | - | -Canceled- | - | - | - | - | - |
| Army | - | - | - | - | - | - | - | - | - | - |
| Totals | 1 | - | 1 | - | - | - | - | - | - | - |



CAREER NOTES & RECORDS

Appeared in 46 games with 24 starts in four seasons at Western Michigan (2018-22) and redshirted his initial collegiate season ... second-team All-MAC selection in 2022.

2023 SEASON

Season: Started all ten games ... one of 21 transfer student-athletes to make Indiana debut in 2023.

Ohio State (9/2): Posted four tackles, including 2.0 tackles for loss in Indiana debut ... added one pass breakup ... all four tackles went for zero yards or minus yardage ... tackled Devin Brown for a 3-yard loss in the second quarter ... added a fourth-quarter TFL of DeaMonte Trayanum. **Indiana State (9/2):** Notched four tackles ... had solo sack in the third quarter ... 2.0 tackles for loss ... forced a 1-yard loss in the first quarter. **Louisville (9/16):** Logged four tackles and one pass breakup. **Akron (9/23):** Recorded four tackles ... a solo sack in the third quarter, forced a loss of 11 yards ... had stop on third down in the second overtime to force an Akron field goal. **at Maryland (9/30):** Made four stops ... had one tackle for loss in the fourth quarter. **at Michigan (10/14):** Notched two tackles. **Rutgers (10/21):** Collected seven tackles ... solo tackle for loss in the second quarter. **at Penn State (10/28):** Had eight stops. **Wisconsin (11/4):** Registered two tackles and one pass breakup. **at Illinois (11/11):** Made three stops.

A. CARTER'S CAREER STATS

| | GP/GS | Solo | Ast | Ttl | TFL | Sacks | FF | FR-Yds | Int-Yds | QBH | PBU |
|---------------|--------------|-----------|-----------|------------|-----------------|----------------|----------|----------|-------------|-----------|----------|
| 2018 | 4/- | 5 | 2 | 7 | 2.0-7 | - | 1 | - | - | - | - |
| 2019 | 13/- | 8 | 15 | 23 | 5.5-19 | 2.5-14 | - | - | 1-29 | 6 | - |
| 2020 | 5/1 | 2 | 3 | 5 | 1.5-5 | 0.5-2 | - | - | - | - | - |
| 2021 | 12/10 | 17 | 12 | 29 | 5.5-26 | 2.5-18 | 1 | - | - | 5 | - |
| 2022 | 12/12 | 35 | 33 | 68 | 13.5-59 | 7.0-41 | 2 | - | 1-11 | 3 | - |
| 2023 | 10/10 | 23 | 19 | 42 | 7.0-32 | 2.0-16 | - | - | - | 2 | 3 |
| IU | 10/10 | 23 | 19 | 42 | 7.0-32 | 2.0-16 | - | - | - | 2 | 3 |
| Totals | 56/33 | 90 | 84 | 174 | 35.0-148 | 14.5-91 | 4 | - | 2-40 | 16 | 3 |

A. CARTER'S CAREER GAME-BY-GAME (* - at Western Michigan)

2023

| Opponent | Solo | Ast | Total | TFL | Sacks | FF | FR-Yds | Int-Yds | QBH | PBU |
|----------------|-----------|-----------|-----------|---------------|---------------|----------|----------|----------|----------|----------|
| Ohio State | 2 | 2 | 4 | 2.0-7 | - | - | - | - | - | 1 |
| Indiana State | 3 | 1 | 4 | 2.0-6 | 1.0-5 | - | - | - | - | - |
| vs. Louisville | 1 | 3 | 4 | - | - | - | - | - | 2 | 1 |
| Akron | 3 | 1 | 4 | 1.0-11 | 1.0-11 | - | - | - | - | - |
| at Maryland | 2 | 2 | 4 | 1.0-3 | - | - | - | - | - | - |
| at Michigan | - | 2 | 2 | - | - | - | - | - | - | - |
| Rutgers | 5 | 2 | 7 | 1.0-5 | - | - | - | - | - | - |
| at Penn State | 5 | 3 | 8 | - | - | - | - | - | 1 | - |
| Wisconsin | 1 | 1 | 2 | - | - | - | - | - | - | 1 |
| at Illinois | 1 | 2 | 3 | - | - | - | - | - | - | - |
| Totals | 23 | 19 | 42 | 7.0-32 | 2.0-16 | - | - | - | 2 | 3 |

2022*

| Opponent | Solo | Ast | Total | TFL | Sacks | FF | FR-Yds | Int-Yds | QBH | PBU |
|-------------------|-----------|-----------|-----------|----------------|---------------|----------|----------|-------------|-----------|----------|
| at Michigan St. | 3 | 4 | 7 | 1.0-7 | 1.0-7 | - | - | - | 1 | - |
| at Ball State | 3 | - | 3 | - | - | - | - | - | - | - |
| Pittsburgh | 6 | 5 | 11 | 1.0-3 | - | - | - | - | 1 | - |
| at San Jose State | 2 | 1 | 3 | - | - | - | - | - | 2 | - |
| New Hampshire | 2 | 2 | 4 | 1.0-4 | - | - | - | - | 1 | - |
| Eastern Mich. | 4 | 2 | 6 | 1.0-5 | 1.0-5 | - | - | - | - | - |
| Ohio | 4 | 2 | 6 | - | - | - | - | - | 3 | - |
| at Miami (OH) | 2 | 5 | 7 | 3.0-14 | 1.5-9 | 1 | - | - | - | - |
| at Bowling Green | 0 | 2 | 2 | - | - | - | - | - | - | - |
| Northern Illinois | 2 | 4 | 6 | 1.0-3 | - | - | - | 1-11 | - | - |
| at Central Mich. | 5 | 1 | 6 | 3.0-14 | 2.0-13 | - | - | - | - | - |
| Toledo | 2 | 5 | 7 | 2.5-9 | 1.5-7 | 1 | - | - | 3 | - |
| Totals | 35 | 33 | 68 | 13.5-59 | 7.0-41 | 2 | - | 1-11 | 11 | - |

2021*

| Opponent | Solo | Ast | Total | TFL | Sacks | FF | FR-Yds | Int-Yds | QBH | PBU |
|----------------------|-----------|-----------|-----------|---------------|---------------|----------|----------|----------|----------|----------|
| at Michigan | - | 3 | 3 | - | - | - | - | - | - | - |
| Illinois State | 1 | 1 | 2 | 0.5-3 | 0.5-3 | - | - | - | 1 | - |
| at Pittsburgh | - | - | - | - | - | - | - | - | - | - |
| San Jose State | - | - | - | - | -DNP- | - | - | - | - | - |
| at Buffalo | 2 | - | 2 | 1.0-1 | - | - | - | - | - | - |
| Ball State | 1 | - | 1 | 1.0-9 | 1.0-9 | 1 | - | - | - | - |
| Kent State | 1 | - | 1 | - | - | - | - | - | - | - |
| at Toledo | 3 | 2 | 5 | 1.0-4 | - | - | - | - | 1 | - |
| Central Mich. | 2 | - | 2 | - | - | - | - | - | - | - |
| Akron | 2 | - | 2 | - | - | - | - | - | 3 | - |
| at Eastern Mich. | 2 | 4 | 6 | 2.0-9 | 1.0-6 | - | - | - | - | - |
| at Northern Illinois | 1 | 1 | 2 | - | - | - | - | - | - | - |
| Nevada | 2 | 1 | 3 | - | - | - | - | - | - | - |
| Totals | 17 | 12 | 29 | 5.5-26 | 2.5-18 | 1 | - | - | 5 | - |

2020*

| Opponent | Solo | Ast | Total | TFL | Sacks | FF | FR-Yds | Int-Yds | QBH | PBU |
|-------------------|----------|----------|----------|--------------|--------------|----------|----------|----------|----------|----------|
| at Akron | - | 1 | 1 | - | - | - | - | - | - | - |
| at Toledo | - | - | - | - | -DNP- | - | - | - | - | - |
| at Central Mich. | - | - | - | - | - | - | - | - | - | - |
| Northern Illinois | 1 | 2 | 3 | 0.5-2 | 0.5-2 | - | - | - | - | - |
| Eastern Mich. | 1 | - | 1 | 1.0-3 | - | 1 | - | - | - | - |
| at Ball State | - | - | - | - | - | - | - | - | - | - |
| Totals | 2 | 3 | 5 | 1.5-5 | 0.5-2 | 1 | - | - | - | - |

2019*

| Opponent | Solo | Ast | Total | TFL | Sacks | FF | FR-Yds | Int-Yds | QBH | PBU |
|------------------|----------|-----------|-----------|---------------|---------------|----------|----------|-------------|----------|----------|
| Monmouth | 1 | 2 | 3 | 0.5-0 | - | - | - | 1-29 | - | - |
| at Michigan St. | - | - | - | - | - | - | - | - | - | - |
| Georgia State | 2 | 2 | 4 | 1.5-4 | - | - | - | - | - | - |
| at Syracuse | - | 2 | 2 | - | - | - | - | - | - | - |
| Central Mich. | 1 | 1 | 2 | - | - | - | - | - | 3 | - |
| at Toledo | 2 | 3 | 5 | 2.0-8 | 1.0-7 | - | - | - | - | - |
| Miami (OH) | - | 2 | 2 | - | - | - | - | - | 2 | - |
| at Eastern Mich. | - | 1 | 1 | 0.5-3 | 0.5-3 | - | - | - | - | - |
| Bowling Green | - | 1 | 1 | - | - | - | - | - | - | - |
| Ball State | 2 | 1 | 3 | 1.0-4 | 1.0-4 | - | - | - | 1 | - |
| at Ohio | - | - | - | - | - | - | - | - | - | - |
| at Northern Ill. | - | - | - | - | - | - | - | - | - | - |
| Western Ky. | - | - | - | - | - | - | - | - | - | - |
| Totals | 8 | 15 | 23 | 5.5-19 | 2.5-14 | - | - | 1-29 | 6 | - |

2018*

| Opponent | Solo | Ast | Total | TFL | Sacks | FF | FR-Yds | Int-Yds | QBH | PBU |
|-------------------|----------|----------|----------|--------------|----------|----------|----------|----------|----------|----------|
| Syracuse | - | - | - | - | -DNP- | - | - | - | - | - |
| at Michigan | 1 | - | 1 | - | - | - | - | - | - | - |
| Delaware State | 3 | 1 | 4 | 2.0-7 | - | 1 | - | - | - | - |
| at Georgia State | - | 1 | 1 | - | - | - | - | - | - | - |
| Miami (OH) | - | - | - | - | -DNP- | - | - | - | - | - |
| Eastern Mich. | - | - | - | - | -DNP- | - | - | - | - | - |
| Bowling Green | - | - | - | - | -DNP- | - | - | - | - | - |
| Central Mich. | - | - | - | - | -DNP- | - | - | - | - | - |
| Toledo | - | - | - | - | -DNP- | - | - | - | - | - |
| Ohio | - | - | - | - | -DNP- | - | - | - | - | - |
| Ball State | - | - | - | - | -DNP- | - | - | - | - | - |
| Northern Illinois | - | - | - | - | -DNP- | - | - | - | - | - |
| BYU | 1 | - | 1 | - | - | - | - | - | - | - |
| Totals | 5 | 2 | 7 | 2.0-7 | - | 1 | - | - | - | - |



CAREER NOTES & RECORDS

Started 38 games over four seasons at Fordham (2019-22) ... joined IU in the summer of 2023 ... eclipsed 1,000 receiving yards in 2022 to go along with 13 touchdowns at Fordham ... tied the Fordham single-game record with 14 receptions against Colgate (11/19/22) and had a career-high of 218 yards ... ranks No. 4 all-time in Fordham history in touchdown receptions (31) and No. 3 in receiving yards (3,035) ... also ranks No. 8 in career receptions (176) at Fordham ... three-time first-team All-Patriot League ... HERO Sports Freshman All-America honors in 2019.

2023 SEASON

Season: Appeared in all ten games with three starts ... first start as a Hoosier came against Indiana State (9/8) ... one of 21 transfer student-athletes to make Indiana debut in 2023.

Ohio State (9/2): Pulled down first reception as a Hoosier with a 16-yard reception in the fourth quarter. **Indiana State (9/8):** Made his first start as a Hoosier ... had two catches for 16 yards. **Akron (9/23):** Had one catch for 20 yards. **at Maryland (9/30):** Posted two receptions for 31 yards ... long catch of 26 yards. **at Michigan (10/14):** Made one catch for five yards. **Rutgers (10/21):** Made three catches for 21 yards. **at Penn State (10/28):** Hauled in three catches for 104 yards ... first 100-yard receiving game at IU and 12th of his career ... 90-yard receiving touchdown connection with Brendan Sorsby to put Indiana up 7-0 in the first quarter ... the play was the third longest passing play in IU history ... and fifth longest play from scrimmage in program history. **Wisconsin (11/4):** Notched three receptions for 30 yards. **at Illinois (11/11):** Went for three catches for 55 yards ... caught a 26-yard touchdown pass with 28 seconds left in the fourth quarter to set up the game-tying two-point conversion to send the game to overtime.

D. CARTER'S CAREER STATS - RECEIVING (* - at Fordham)

| | GP/GS | Rec | Yds | YPR | YPG | TD | Long | High |
|---------------|--------------|------------|--------------|-------------|-------------|-----------|---------------|----------------|
| 2019* | 12/12 | 53 | 723 | 13.6 | 60.3 | 5 | 55-LAF | 170-LAF |
| 2020* | 3/3 | 19 | 274 | 14.4 | 91.3 | 2 | 46-2x | 155-HC |
| 2021* | 11/11 | 48 | 872 | 18.2 | 79.3 | 11 | 52-WAG | 127-COL |
| 2022* | 12/12 | 56 | 1,166 | 20.8 | 97.2 | 13 | 51-UNH | 218-COL |
| 2023 | 10/3 | 19 | 298 | 15.7 | 29.8 | 2 | 90-PSU | 104-PSU |
| IU | 10/3 | 19 | 298 | 15.7 | 29.8 | 2 | 90-PSU | 104-PSU |
| Totals | 48/42 | 194 | 3,317 | 17.1 | 69.1 | 33 | 90-PSU | 218-COL |

NOTE: Has one career punt return at Bucknell in 2022 (28 yards).

D. CARTER'S CAREER GAME-BY-GAME (* - at Fordham)

| 2023 Opponent | Receiving | | | |
|-------------------|-----------|--------------|-----------|-----------|
| | No. | Yds | TD | Lg |
| Ohio State | 1 | 16 | - | 16 |
| Indiana State | 2 | 16 | - | 10 |
| vs. Louisville | - | - | - | - |
| Akron | 1 | 20 | - | 20 |
| at Maryland | 2 | 31 | - | 26 |
| at Michigan | 1 | 5 | - | 5 |
| Rutgers | 3 | 21 | - | 13 |
| at Penn State | 3 | 104 | 1 | 90 |
| Wisconsin | 3 | 30 | - | 26 |
| at Illinois | 3 | 55 | 1 | 26 |
| Totals | 19 | 298 | 2 | 90 |
| 2022* Opponent | Receiving | | | |
| | No. | Yds | TD | Lg |
| at Wagner | 2 | 26 | - | 15 |
| at Monmouth | 2 | 85 | 1 | 47 |
| Albany | 5 | 84 | - | 42 |
| at Ohio | 4 | 70 | 1 | 45 |
| Georgetown | 4 | 95 | 1 | 46 |
| at Lehigh | 3 | 129 | 1 | 46 |
| Stony Brook | 8 | 140 | 1 | 26 |
| at Holy Cross | 4 | 107 | 3 | 38 |
| at Bucknell | 3 | 44 | - | 15 |
| Lafayette | 6 | 117 | 2 | 35 |
| Colgate | 14 | 218 | 2 | 41 |
| at New Hampshire | 1 | 51 | 1 | 51 |
| Totals | 56 | 1,166 | 13 | 51 |

| 2021* Opponent | Receiving | | | |
|-------------------|-----------|------------|-----------|-----------|
| | No. | Yds | TD | Lg |
| at Nebraska | 5 | 69 | - | 25 |
| Monmouth | 5 | 97 | 2 | 39 |
| at FAU | 3 | 111 | 1 | 48 |
| at Stony Brook | 3 | 58 | 2 | 40 |
| at Lafayette | 1 | 25 | - | 25 |
| Wagner | 4 | 94 | - | 52 |
| Bucknell | 10 | 87 | 2 | 21 |
| Lehigh | 5 | 97 | 1 | 50 |
| at Georgetown | 4 | 46 | 1 | 14 |
| Holy Cross | 2 | 61 | 1 | 32 |
| at Colgate | 6 | 127 | 1 | 49 |
| Totals | 48 | 872 | 11 | 52 |

| 2020* Opponent | Receiving | | | |
|-------------------|-----------|------------|----------|-----------|
| | No. | Yds | TD | Lg |
| at Holy Cross | 11 | 155 | 1 | 46 |
| Colgate | 1 | 8 | - | 8 |
| at Bucknell | 7 | 111 | 1 | 46 |
| Totals | 19 | 274 | 2 | 46 |

| 2019* Opponent | Receiving | | | |
|-------------------|-----------|------------|----------|-----------|
| | No. | Yds | TD | Lg |
| Central Conn. | 3 | 39 | 1 | 17 |
| at Ball State | 5 | 47 | - | 15 |
| at Bryant | 3 | 53 | - | 38 |
| at Stony Brook | 5 | 32 | - | 22 |
| Richmond | 1 | 5 | - | 5 |
| at Yale | 2 | 70 | 1 | 48 |
| at Georgetown | 4 | 51 | - | 31 |
| Lehigh | 2 | 9 | - | 6 |
| at Lafayette | 8 | 170 | 1 | 55 |
| at Colgate | 3 | 40 | - | 34 |
| Holy Cross | 7 | 120 | 2 | 42 |
| Bucknell | 10 | 87 | - | 12 |
| Totals | 53 | 723 | 5 | 55 |



CAREER NOTES & RECORDS

Voted team captain prior to 2023 season ... earned 2022 honorable mention All-Big Ten from the conference media panel ... named third-team All-Big Ten by Pro Football Focus in 2022 ... selected fourth-team All-Big Ten by Phil Steele after 2022 season.

2023 SEASON

Season: Started all ten games ...

Awards: Earned Big Ten Defensive Player of the Week for Week 10 effort against Wisconsin (11/4) ... first IU B1G Defensive Player of the Week since **Micah McFadden** versus Wisconsin in 2020.

Ohio State (9/2): Posted fifth career double-digit tackle game with team-high 11 stops ... nine of 11 stops were solo ... made solo tackle for loss in third quarter on TreVeyon Henderson. **Indiana State (9/8):** Logged seven tackles with one pass breakup. **Louisville (9/16):** Had sixth career double-digit tackle game with a team-high 10 tackles ... boasted career-best 2.0 sacks ... tied a career high of 3.0 tackles for loss ... had a sack in the first and fourth quarter ... tackle for loss came in the fourth quarter. **Akron (9/23):** Registered 13 tackles for his seventh career double-digit tackle game ... added a solo tackle for loss in the first overtime. **at Maryland (9/30):** Charted two tackles with 1.0 tackle for loss ... made stop behind the line of scrimmage of Roman Hemby in the second quarter. **at Michigan (10/14):** Made seven stops with 2.0 tackles for loss ... sacked J.J. McCarthy in the first quarter and forced a fumble on the play ... tackled Blake Corum for a three-yard loss in the third quarter. **Rutgers (10/21):** Totaled nine stops. **at Penn State (10/28):** Logged ten tackles ... had 1.5 tackles for loss with 0.5 sack ... combined with Jordan Shaw on a second-quarter sack ... added a solo stop behind the line in the first quarter. **Wisconsin (11/4):** Earned Big Ten Defensive Player of the Week ... notched nine stops ... 4.0 tackles for loss ... the first Hoosier to have at least 4.0 tackles for loss in a game since TeGray Scales and Marcus Oliver each eclipsed the mark in a win over Purdue (11/26/16) ... had 2.0 sacks in the fourth quarter ... forced a fumble in the fourth quarter. **at Illinois (11/11):** Notched eight tackles ... tackled Reggie Love III for a loss of four yards in the fourth quarter ... had one pass breakup.

A. CASEY'S CAREER STATS

| | GP/GS | Solo | Ast | Ttl | TFL | Sacks | FF | FR-Yds | Int-Yds | QBH | PBU |
|---------------|--------------|------------|-----------|------------|-----------------|---------------|----------|----------|----------|----------|----------|
| 2019 | 13/- | 4 | 1 | 5 | 1.5-9 | 1.0-8 | - | - | - | - | - |
| 2020 | 8/- | 10 | 5 | 15 | 3.0-7 | 1.0-2 | - | - | - | 1 | - |
| 2021 | 12/11 | 13 | 12 | 25 | 1.0-1 | - | - | - | - | 1 | - |
| 2022 | 11/11 | 50 | 36 | 86 | 10.5-27 | 1.5-11 | 2 | - | - | 4 | 2 |
| 2023 | 10/10 | 60 | 26 | 86 | 14.5-63 | 5.5-41 | 2 | - | - | 1 | 3 |
| Totals | 54/22 | 137 | 82 | 219 | 30.5-107 | 9.0-60 | 4 | - | - | 7 | 5 |

A. CASEY'S CAREER GAME-BY-GAME

2023

| Opponent | Solo | Ast | Total | TFL | Sacks | FF | FR-Yds | Int-Yds | QBH | PBU |
|----------------|-----------|-----------|-----------|----------------|---------------|----------|----------|----------|----------|----------|
| Ohio State | 9 | 2 | 11 | 1.0-2 | - | - | - | - | - | - |
| Indiana State | 4 | 3 | 7 | - | - | - | - | - | - | 1 |
| vs. Louisville | 5 | 5 | 10 | 3.0-21 | 2.0-13 | - | - | - | 1 | - |
| Akron | 10 | 3 | 13 | 1.0-1 | - | - | - | - | - | - |
| at Maryland | 2 | - | 2 | 1.0-3 | - | - | - | - | - | - |
| at Michigan | 5 | 2 | 7 | 2.0-5 | 1.0-2 | 1 | - | - | - | - |
| Rutgers | 5 | 4 | 9 | - | - | - | - | - | - | - |
| at Penn State | 7 | 3 | 10 | 1.5-8 | 0.5-7 | - | - | - | - | 1 |
| Wisconsin | 7 | 2 | 9 | 4.0-19 | 2.0-17 | 1 | - | - | - | - |
| at Illinois | 6 | 2 | 8 | 1.0-4 | - | - | - | - | - | 1 |
| Totals | 60 | 26 | 86 | 14.5-63 | 5.5-41 | 2 | - | - | 1 | 3 |

2022

| Opponent | Solo | Ast | Total | TFL | Sacks | FF | FR-Yds | Int-Yds | QBH | PBU |
|-------------------|-----------|-----------|-----------|----------------|---------------|----------|----------|----------|----------|----------|
| Illinois | 5 | 2 | 7 | 1.5-3 | - | - | - | - | - | - |
| Idaho | 2 | 4 | 6 | 1.5-4 | 0.5-3 | - | - | - | - | - |
| Western Ky. | 6 | 2 | 8 | 3.0-7 | - | - | - | - | 1 | - |
| at Cincinnati | 6 | 4 | 10 | - | - | - | - | - | - | - |
| at Nebraska | 6 | 1 | 7 | 1.0-1 | - | - | - | - | - | - |
| Michigan | 5 | 2 | 7 | - | - | - | - | - | - | 1 |
| Maryland | 7 | 3 | 10 | 2.0-9 | 1.0-8 | 2 | - | - | 1 | - |
| at Rutgers | 5 | 6 | 11 | - | - | - | - | - | - | - |
| Penn State | 1 | 3 | 4 | - | - | - | - | - | - | - |
| at Ohio State | 6 | 4 | 10 | 1.0-1 | - | - | - | - | 1 | - |
| at Michigan State | 1 | 5 | 6 | 0.5-2 | - | - | - | - | 1 | 1 |
| Purdue | - | - | - | -DNP (Injury)- | - | - | - | - | - | - |
| Totals | 50 | 36 | 86 | 10.5-27 | 1.5-11 | 2 | - | - | 4 | 2 |

2021

| Opponent | Solo | Ast | Total | TFL | Sacks | FF | FR-Yds | Int-Yds | QBH | PBU |
|----------------|-----------|-----------|-----------|--------------|----------|----------|----------|----------|----------|----------|
| at Iowa | - | 1 | 1 | - | - | - | - | - | 1 | - |
| Idaho | 3 | - | 3 | - | - | - | - | - | - | - |
| Cincinnati | - | 1 | 1 | - | - | - | - | - | - | - |
| at Western Ky. | - | - | - | - | - | - | - | - | - | - |
| at Penn State | 1 | 2 | 3 | - | - | - | - | - | - | - |
| Michigan State | 1 | 1 | 2 | - | - | - | - | - | - | - |
| Ohio State | 2 | - | 2 | - | - | - | - | - | - | - |
| at Maryland | 1 | 1 | 2 | - | - | - | - | - | - | - |
| at Michigan | 2 | 1 | 3 | - | - | - | - | - | - | - |
| Rutgers | 3 | 5 | 8 | 1.0-1 | - | - | - | - | - | - |
| Minnesota | - | - | - | - | - | - | - | - | - | - |
| at Purdue | - | - | - | - | - | - | - | - | - | - |
| Totals | 13 | 12 | 25 | 1.0-1 | - | - | - | - | 1 | - |

2020

| Opponent | Solo | Ast | Total | TFL | Sacks | FF | FR-Yds | Int-Yds | QBH | PBU |
|-----------------|-----------|----------|-----------|--------------|--------------|----------|----------|----------|----------|----------|
| Penn State | 1 | - | 1 | - | - | - | - | - | - | - |
| at Rutgers | - | 1 | 1 | - | - | - | - | - | - | - |
| Michigan | 1 | - | 1 | - | - | - | - | - | 1 | - |
| at Michigan St. | 1 | 1 | 2 | - | - | - | - | - | - | - |
| at Ohio State | 2 | 1 | 3 | 1.0-2 | 1.0-2 | - | - | - | - | - |
| Maryland | 2 | - | 2 | - | - | - | - | - | - | - |
| at Wisconsin | 1 | 1 | 2 | 1.0-2 | - | - | - | - | - | - |
| vs. Ole Miss | 2 | 1 | 3 | 1.0-3 | - | - | - | - | - | - |
| Totals | 10 | 5 | 15 | 3.0-7 | 1.0-2 | - | - | - | 1 | - |

2019

| Opponent | Solo | Ast | Total | TFL | Sacks | FF | FR-Yds | Int-Yds | QBH | PBU |
|------------------|----------|----------|----------|--------------|--------------|----------|----------|----------|----------|----------|
| vs. Ball State | 1 | - | 1 | - | - | - | - | - | - | - |
| Eastern Illinois | - | 1 | 1 | 0.5-1 | - | - | - | - | - | - |
| Ohio State | - | - | - | - | - | - | - | - | - | - |
| Connecticut | - | - | - | - | - | - | - | - | - | - |
| at Michigan St. | 1 | - | 1 | - | - | - | - | - | - | - |
| Rutgers | 1 | - | 1 | 1.0-8 | 1.0-8 | - | - | - | - | - |
| at Maryland | - | - | - | - | - | - | - | - | - | - |
| at Nebraska | - | - | - | - | - | - | - | - | - | - |
| Northwestern | - | - | - | - | - | - | - | - | - | - |
| at Penn State | - | - | - | - | - | - | - | - | - | - |
| Michigan | - | - | - | - | - | - | - | - | - | - |
| at Purdue | 1 | - | 1 | - | - | - | - | - | - | - |
| vs. Tennessee | - | - | - | - | - | - | - | - | - | - |
| Totals | 4 | 1 | 5 | 1.5-9 | 1.0-8 | - | - | - | - | - |



JARED CASEY

LB || 6-3 || 225 || R-SENIOR

LOUISVILLE, KENTUCKY

8

CAREER NOTES & RECORDS

Appeared in 27 games over three seasons at Kentucky (2019-21) and redshirted his initial collegiate season ... enrolled at Indiana in the spring of 2022.

2023 SEASON

Season: Appeared in all ten games ... seen time mostly on special teams.

at Illinois (11/11): Recovered first career fumble on a muffed punt in the first quarter that set up Indiana's first touchdown drive.

J. CASEY'S CAREER STATS (* - at Kentucky)

| | GP/GS | Solo | Ast | Ttl | TFL | Sacks | FF | FR-Yds | Int-Yds | QBH | PBU |
|---------------|-------------|-----------|-----------|-----------|--------------|----------|----------|------------|----------|----------|----------|
| 2019* | 3/- | - | 1 | 1 | - | - | - | - | - | - | - |
| 2020* | 13/- | 14 | 6 | 20 | 2.0-5 | - | - | - | - | - | - |
| 2021* | 11/- | 4 | 5 | 9 | - | - | - | - | - | - | - |
| 2022 | 8/- | 9 | 9 | 18 | 0.5-0 | - | - | - | - | - | - |
| 2023 | 10/- | - | - | - | - | - | - | 1-0 | - | - | - |
| IU | 18/- | 9 | 9 | 18 | 0.5-0 | - | - | 1-0 | - | - | - |
| Totals | 45/- | 26 | 22 | 48 | 2.5-5 | - | - | 1-0 | - | - | - |

J. CASEY'S CAREER GAME-BY-GAME (* - at Kentucky)

2023

| Opponent | Solo | Ast | Total | TFL | Sacks | FF | FR-Yds | Int-Yds | QBH | PBU |
|----------------|----------|----------|----------|----------|----------|----------|----------|------------|----------|----------|
| Ohio State | - | - | - | - | - | - | - | - | - | - |
| Indiana State | - | - | - | - | - | - | - | - | - | - |
| vs. Louisville | - | - | - | - | - | - | - | - | - | - |
| Akron | - | - | - | - | - | - | - | - | - | - |
| at Maryland | - | - | - | - | - | - | - | - | - | - |
| at Michigan | - | - | - | - | - | - | - | - | - | - |
| Rutgers | - | - | - | - | - | - | - | - | - | - |
| at Penn State | - | - | - | - | - | - | - | - | - | - |
| Wisconsin | - | - | - | - | - | - | - | - | - | - |
| at Illinois | - | - | - | - | - | - | - | 1-0 | - | - |
| Totals | - | - | - | - | - | - | - | 1-0 | - | - |

2022

| Opponent | Solo | Ast | Total | TFL | Sacks | FF | FR-Yds | Int-Yds | QBH | PBU |
|-------------------|----------|----------|-----------|----------------|----------|----------|----------|----------|----------|----------|
| Illinois | 2 | 2 | 4 | 0.5-0 | - | - | - | - | - | - |
| Idaho | 2 | 2 | 4 | - | - | - | - | - | - | - |
| Western Ky. | 2 | - | 2 | - | - | - | - | - | - | - |
| at Cincinnati | - | - | - | - | - | - | - | - | - | - |
| at Nebraska | - | - | - | -DNP (Injury)- | - | - | - | - | - | - |
| Michigan | - | - | - | -DNP (Injury)- | - | - | - | - | - | - |
| Maryland | - | - | - | - | - | - | - | - | - | - |
| at Rutgers | 1 | 2 | 3 | - | - | - | - | - | - | - |
| Penn State | - | - | - | -DNP (Injury)- | - | - | - | - | - | - |
| at Ohio State | - | - | - | -DNP (Injury)- | - | - | - | - | - | - |
| at Michigan State | 1 | 1 | 2 | - | - | - | - | - | - | - |
| Purdue | 1 | 2 | 3 | - | - | - | - | - | - | - |
| Totals | 9 | 9 | 18 | 0.5-0 | - | - | - | - | - | - |

2021*

| Opponent | Solo | Ast | Total | TFL | Sacks | FF | FR-Yds | Int-Yds | QBH | PBU |
|--------------------|----------|----------|----------|----------|----------|----------|----------|----------|----------|----------|
| UL-Monroe | - | 1 | 1 | - | - | - | - | - | - | - |
| Missouri | 1 | - | 1 | - | - | - | - | - | - | - |
| Chattanooga | - | 2 | 2 | - | - | - | - | - | - | - |
| at South Carolina | - | - | - | - | - | - | - | - | - | - |
| Florida | - | - | - | - | - | - | - | - | - | - |
| LSU | - | - | - | - | - | - | - | - | - | - |
| at Georgia | - | - | - | - | - | - | - | - | - | - |
| at Mississippi St. | 2 | 2 | - | - | - | - | - | - | - | - |
| Tennessee | - | - | - | -DNP- | - | - | - | - | - | - |
| at Vanderbilt | - | - | - | - | - | - | - | - | - | - |
| New Mexico St. | 1 | - | 1 | - | - | - | - | - | - | - |
| at Louisville | - | - | - | -DNP- | - | - | - | - | - | - |
| Iowa | 1 | - | 1 | - | - | - | - | - | - | - |
| Totals | 4 | 5 | 9 | - | - | - | - | - | - | - |

2020*

| Opponent | Solo | Ast | Total | TFL | Sacks | FF | FR-Yds | Int-Yds | QBH | PBU |
|-----------------|-----------|----------|-----------|------------|----------|----------|----------|----------|----------|----------|
| at Auburn | - | - | - | - | - | - | - | - | - | - |
| Ole Miss | 2 | - | 2 | - | - | - | - | - | - | - |
| Mississippi St. | 3 | 3 | 6 | - | - | - | - | - | - | - |
| at Tennessee | 1 | - | 1 | - | - | - | - | - | - | - |
| at Missouri | 1 | - | 1 | 1.0 | - | - | - | - | - | - |
| Georgia | - | - | - | - | - | - | - | - | - | - |
| Vanderbilt | 1 | - | 1 | - | - | - | - | - | - | - |
| at Alabama | 2 | 3 | 5 | 1.0 | - | - | - | - | - | - |
| at Florida | 2 | - | 2 | - | - | - | - | - | - | - |
| South Carolina | 2 | - | 2 | - | - | - | - | - | - | - |
| NC State | - | - | - | - | - | - | - | - | - | - |
| Totals | 14 | 6 | 20 | 2.0 | - | - | - | - | - | - |

| 2019* | | | | | | | | | | |
|--------------------|------|-----|-------|-----|-------|----|--------|---------|-----|-----|
| Opponent | Solo | Ast | Total | TFL | Sacks | FF | FR-Yds | Int-Yds | QBH | PBU |
| Toledo | | | | | -DNP- | | | | | |
| Eastern Michigan | | | | | -DNP- | | | | | |
| Florida | | | | | -DNP- | | | | | |
| at Mississippi St. | | | | | -DNP- | | | | | |
| at South Carolina | | | | | -DNP- | | | | | |
| Arkansas | | | | | -DNP- | | | | | |
| at Georgia | | | | | -DNP- | | | | | |
| Missouri | - | - | - | - | - | - | - | - | - | - |
| Tennessee | | | | | -DNP- | | | | | |
| at Vanderbilt | | | | | -DNP- | | | | | |
| Tennessee Martin | - | 1 | 1 | - | - | - | - | - | - | - |
| Louisville | - | - | - | - | - | - | - | - | - | - |
| Virginia Tech | | | | | -DNP- | | | | | |
| Totals | - | 1 | 1 | - | - | - | - | - | - | - |



ANDISON COBY

WR || 6-2 || 175 || JUNIOR

FORT LAUDERDALE, FLORIDA

0

CAREER NOTES & RECORDS

Appeared in five games in one season at Tennessee (2021) ... made first career start against Idaho (9/10/22).

2023 SEASON

Season: Appeared in all ten games.

Ohio State (9/2): Had one catch for two yards ... at Maryland (9/30): Caught a fourth quarter touchdown pass on a 16-yard reception. Wisconsin (11/4): Made one catch for five yards. at Illinois (11/11): Logged two catches for 18 yards.

COBY'S CAREER STATS - RECEIVING (* - at Tennessee)

| | GP/GS | Rec | Yds | YPR | YPG | TD | Long | High |
|--------|-------|-----|-----|------|------|----|--------|--------|
| 2021* | 5/- | 1 | 5 | 5.0 | 1.0 | - | 5-TTU | 5-TTU |
| 2022 | 12/10 | 18 | 237 | 13.2 | 21.5 | 1 | 49-OSU | 54-NEB |
| 2023 | 10/- | 5 | 41 | 8.2 | 4.1 | 1 | 16-UMD | 18-ILL |
| IU | 22/10 | 23 | 278 | 12.1 | 12.6 | 2 | 49-OSU | 54-NEB |
| Totals | 27/10 | 24 | 283 | 11.8 | 10.5 | 2 | 49-OSU | 54-NEB |

COBY'S CAREER GAME-BY-GAME (* - at Tennessee)

| 2023 | Opponent | Receiving | | | |
|--------|-------------------|-----------|-----|----|----|
| | | No. | Yds | TD | Lg |
| | Ohio State | 1 | 2 | - | 2 |
| | Indiana State | - | - | - | - |
| | vs. Louisville | - | - | - | - |
| | Akron | - | - | - | - |
| | at Maryland | 1 | 16 | 1 | 16 |
| | at Michigan | - | - | - | - |
| | Rutgers | - | - | - | - |
| | at Penn State | - | - | - | - |
| | Wisconsin | 1 | 5 | - | 5 |
| | at Illinois | 2 | 18 | - | 13 |
| Totals | | 5 | 41 | 1 | 16 |
| 2022 | Opponent | Receiving | | | |
| | | No. | Yds | TD | Lg |
| | Illinois | - | - | - | - |
| | Idaho | - | - | - | - |
| | Western Ky. | 1 | 5 | 1 | 5 |
| | at Cincinnati | 3 | 38 | - | 15 |
| | at Nebraska | 5 | 54 | - | 21 |
| | Michigan | 2 | 18 | - | 15 |
| | Maryland | 2 | 13 | - | 9 |
| | at Rutgers | 3 | 25 | - | 10 |
| | Penn State | 1 | 35 | - | 35 |
| | at Ohio State | 1 | 49 | - | 49 |
| | at Michigan State | - | - | - | - |
| | Purdue | - | - | - | - |
| Totals | | 18 | 237 | 1 | 49 |

| 2021* | Opponent | Receiving | | | |
|--------|----------------|-----------|-------|----|----|
| | | No. | Yds | TD | Lg |
| | Bowling Green | - | - | - | - |
| | Pittsburgh | - | -DNP- | - | - |
| | Tennessee Tech | 1 | 5 | - | 5 |
| | at Florida | - | -DNP- | - | - |
| | at Missouri | - | -DNP- | - | - |
| | South Carolina | - | - | - | - |
| | Ole Miss | - | -DNP- | - | - |
| | at Alabama | - | -DNP- | - | - |
| | at Kentucky | - | -DNP- | - | - |
| | Georgia | - | -DNP- | - | - |
| | South Alabama | - | - | - | - |
| | Vanderbilt | - | - | - | - |
| | Purdue | - | -DNP- | - | - |
| Totals | | 1 | 5 | - | 5 |



OMAR COOPER JR.

WR || 6-1 || 195 || R-FRESHMAN

INDIANAPOLIS, INDIANA

3

CAREER NOTES & RECORDS

Redshirted in 2022 ... made collegiate debut as a kick returner against Illinois (9/2/22) in 2022.

2023 SEASON

Season: Appeared in nine games with two starts ... made first career touchdown reception against Rutgers (10/21) ... first career start at Penn State (10/28) ... one of 17 Hoosiers to make first career start.

Indiana State (9/8): Made the first catch of his career, as part of a seven-catch day ... team's leading receiver with 101 yards ... long catch of 31 yards. Louisville (9/16): Had one catch for eight yards. at Maryland (9/30): Notched three catches for 35 yards. at Michigan (10/14): Recorded two catches for 24 yards. Rutgers (10/21): Grabbed a 35-yard touchdown reception in the first quarter. at Penn State (10/28): Made first career start ... had three catches for 52 yards ... grabbed a 26-yard receiving touchdown in the fourth quarter to cut the deficit to 24-21. Wisconsin (11/4): Logged one catch of 12 yards ... left game in the second quarter due to injury.

COOPER'S CAREER STATS - RECEIVING

| | GP/GS | Rec | Yds | YPC | YPG | TD | Long | High |
|--------|-------|-----|-----|------|------|----|--------|---------|
| 2022 | 4/- | - | - | - | - | - | - | - |
| 2023 | 9/2 | 18 | 267 | 14.8 | 29.7 | 2 | 35-RUT | 101-ISU |
| Totals | 13/2 | 18 | 267 | 14.8 | 20.5 | 2 | 35-RUT | 101-ISU |

COOPER'S CAREER STATS - KICK RETURN

| | GP/GS | Ret | Yds | YPR | YPG | TD | Long | High |
|--------|-------|-----|-----|------|------|----|--------|--------|
| 2022 | 4/- | 4 | 63 | 15.8 | 15.8 | - | 21-ILL | 21-ILL |
| 2023 | 9/2 | - | - | - | - | - | - | - |
| Totals | 13/- | 4 | 63 | 15.8 | 4.8 | - | 21-ILL | 21-ILL |

COOPER'S CAREER GAME-BY-GAME - RECEIVING

| 2023 | Opponent | Receiving | | | |
|--------|-------------------|--------------|----------------|----|----|
| | | No. | Yds | TD | Lg |
| | Ohio State | - | - | - | - |
| | Indiana State | 7 | 101 | - | 31 |
| | vs. Louisville | 1 | 8 | - | 8 |
| | Akron | - | - | - | - |
| | at Maryland | 3 | 35 | - | 18 |
| | at Michigan | 2 | 24 | - | 17 |
| | Rutgers | 1 | 35 | 1 | 35 |
| | at Penn State | 3 | 52 | 1 | 26 |
| | Wisconsin | 1 | 12 | - | 12 |
| | at Illinois | - | -DNP (Injury)- | - | - |
| Totals | | 18 | 267 | 2 | 35 |
| 2022 | Opponent | Kick Returns | | | |
| | | No. | Yds | TD | Lg |
| | Illinois | 1 | 21 | - | 21 |
| | Idaho | - | - | - | - |
| | Western Ky. | 2 | 27 | - | 20 |
| | at Cincinnati | 1 | 15 | - | 15 |
| | at Nebraska | - | -DNP- | - | - |
| | Michigan | - | -DNP- | - | - |
| | Maryland | - | -DNP- | - | - |
| | at Rutgers | - | -DNP- | - | - |
| | Penn State | - | -DNP- | - | - |
| | at Ohio State | - | -DNP- | - | - |
| | at Michigan State | - | -DNP- | - | - |
| | Purdue | - | -DNP- | - | - |
| Totals | | 4 | 63 | - | 21 |



LEDARRIUS COX

DL || 6-4 || 305 || R-SENIOR
MOBILE, ALABAMA

91

CAREER NOTES & RECORDS

Appeared in 13 games in three seasons at Ole Miss (2019-21) and redshirted his first collegiate season ... made first collegiate start against No. 3/4 Ohio State (9/2/23).

2023 SEASON

Season: Appeared in all ten games with four starts ... registered first career start against No. 3/4 Ohio State (9/2) ... one of 17 Hoosiers to make first career start.

Ohio State (9/2): Made first career start. **Louisville (9/16):** Notched one tackle. **Akron (9/23):** Lone stop was a tackle for loss in the fourth quarter. **at Maryland (9/30):** Had a solo tackle for loss in the third quarter. **at Michigan (10/14):** Logged two stops. **Rutgers (10/21):** Registered one solo tackle. **at Penn State (10/28):** Posted one stop. **Wisconsin (11/4):** Registered one stop. **at Illinois (11/11):** Collected two solo tackles.

COX'S CAREER STATS (* - at Ole Miss)

| | GP/GS | Solo | Ast | Ttl | TFL | Sacks | FF | FR-Yds | Int-Yds | QBH | PBU |
|---------------|-------------|-----------|-----------|-----------|--------------|-------|----|------------|---------|----------|-----|
| 2019* | 3/- | - | 2 | 2 | - | - | - | - | - | - | - |
| 2020* | 10/- | - | 3 | 3 | - | - | - | 1-0 | - | 2 | - |
| 2021* | | | | | | -DNP- | | | | | |
| 2022 | 12/- | 4 | 5 | 9 | 0.5-0 | - | - | - | - | - | - |
| 2023 | 10/4 | 7 | 3 | 10 | 2.0-6 | - | - | - | - | - | - |
| IU | 22/4 | 11 | 8 | 19 | 2.5-6 | - | - | - | - | - | - |
| Totals | 35/4 | 11 | 13 | 24 | 2.5-6 | - | - | 1-0 | - | 2 | - |

COX'S CAREER GAME-BY-GAME (* - at Ole Miss)

| 2023 | Opponent | Solo | Ast | Total | TFL | Sacks | FF | FR-Yds | Int-Yds | QBH | PBU |
|------|----------------|----------|----------|-----------|--------------|-------|----|--------|---------|-----|-----|
| | Ohio State | - | - | - | - | - | - | - | - | - | - |
| | Indiana State | - | - | - | - | - | - | - | - | - | - |
| | vs. Louisville | 1 | - | 1 | - | - | - | - | - | - | - |
| | Akron | 1 | - | 1 | 1.0-2 | - | - | - | - | - | - |
| | at Maryland | 1 | - | 1 | 1.0-4 | - | - | - | - | - | - |
| | at Michigan | 1 | 1 | 2 | - | - | - | - | - | - | - |
| | Rutgers | 1 | - | 1 | - | - | - | - | - | - | - |
| | at Penn State | - | 1 | 1 | - | - | - | - | - | - | - |
| | Wisconsin | - | 1 | 1 | - | - | - | - | - | - | - |
| | at Illinois | 2 | - | 2 | - | - | - | - | - | - | - |
| | Totals | 7 | 3 | 10 | 2.0-6 | - | - | - | - | - | - |

| 2022 | Opponent | Solo | Ast | Total | TFL | Sacks | FF | FR-Yds | Int-Yds | QBH | PBU |
|------|-------------------|----------|----------|----------|--------------|-------|----|--------|---------|-----|-----|
| | Illinois | - | 1 | 1 | - | - | - | - | - | - | - |
| | Idaho | 1 | - | 1 | - | - | - | - | - | - | - |
| | Western Ky. | - | - | - | - | - | - | - | - | - | - |
| | at Cincinnati | 1 | - | 1 | - | - | - | - | - | - | - |
| | at Nebraska | - | - | - | - | - | - | - | - | - | - |
| | Michigan | - | - | - | - | - | - | - | - | - | - |
| | Maryland | 1 | - | 1 | - | - | - | - | - | - | - |
| | at Rutgers | 1 | 1 | 2 | 0.5-0 | - | - | - | - | - | - |
| | Penn State | - | 3 | 3 | - | - | - | - | - | - | - |
| | at Ohio State | - | - | - | - | - | - | - | - | - | - |
| | at Michigan State | - | - | - | - | - | - | - | - | - | - |
| | Purdue | - | - | - | - | - | - | - | - | - | - |
| | Totals | 4 | 5 | 9 | 0.5-0 | - | - | - | - | - | - |

| 2020* | Opponent | Solo | Ast | Total | TFL | Sacks | FF | FR-Yds | Int-Yds | QBH | PBU |
|-------|-------------------|------|----------|----------|-----|-------|----------|--------|---------|----------|-----|
| | Florida | - | - | - | - | - | - | - | - | - | - |
| | at Kentucky | - | 1 | 1 | - | - | - | - | - | - | - |
| | at Alabama | - | - | - | - | - | - | - | - | - | - |
| | at Arkansas | - | 1 | 1 | - | - | 1 | - | - | - | - |
| | Auburn | - | - | - | - | - | - | - | - | - | - |
| | at Vanderbilt | - | - | - | - | - | - | - | - | 2 | - |
| | South Carolina | - | - | - | - | - | - | - | - | - | - |
| | Mississippi State | - | - | - | - | - | - | - | - | - | - |
| | at LSU | - | 1 | 1 | - | - | - | - | - | - | - |
| | Indiana | - | - | - | - | - | - | - | - | - | - |
| | Totals | - | 3 | 3 | - | - | 1 | - | - | 2 | - |

2019*

| Opponent | Solo | Ast | Total | TFL | Sacks | FF | FR-Yds | Int-Yds | QBH | PBU |
|--------------------|------|----------|----------|-----|-------|----|--------|---------|-----|-----|
| at Memphis | - | - | - | - | -DNP- | - | - | - | - | - |
| Arkansas | - | 1 | 1 | - | - | - | - | - | - | - |
| Southeastern La. | - | - | - | - | -DNP- | - | - | - | - | - |
| California | - | - | - | - | -DNP- | - | - | - | - | - |
| at Alabama | - | - | - | - | -DNP- | - | - | - | - | - |
| Vanderbilt | - | - | - | - | -DNP- | - | - | - | - | - |
| at Missouri | - | - | - | - | -DNP- | - | - | - | - | - |
| Texas A&M | - | - | - | - | -DNP- | - | - | - | - | - |
| at Auburn | - | - | - | - | -DNP- | - | - | - | - | - |
| New Mexico St. | - | 1 | 1 | - | - | - | - | - | - | - |
| LSU | - | - | - | - | - | - | - | - | - | - |
| at Mississippi St. | - | - | - | - | -DNP- | - | - | - | - | - |
| Totals | - | 2 | 2 | - | - | - | - | - | - | - |



PHILLIP DUNNAM

DB || 6-1 || 190 || SOPHOMORE
MIAMI, FLORIDA

6

CAREER NOTES & RECORDS

One of two true freshman to not redshirt in 2022 (Jaylin Lucas) ... made first career interception against No. 3/4 Ohio State (9/2/23) in the season opener ... made first career start against Indiana State (9/8/23).

2023 SEASON

Season: Appeared in all ten games with six starts ... first career start came against Indiana State (9/8) ... one of 17 Hoosiers to make first career start.

Ohio State (9/2): Pulled down first career interception in the first quarter off of Kyle McCord ... added six tackles. **Indiana State (9/8):** Team's leading tackler with eight stops. **Louisville (9/16):** Posted seven tackles and made his second career interception in the third quarter ... the interception led to a 97-yard scoring drive to set up the longest by an Indiana offense since a 98-yard drive against Rutgers in 2019 (Oct. 12). **Akron (9/23):** Had eight tackles ... made an interception in the first quarter ... assisted on tackle for loss with Philip Bliidi in first overtime period. **at Maryland (9/30):** Made six solo stops ... had one pass breakup. **at Michigan (10/14):** Charted three solo tackles. **Rutgers (10/21):** Collected five tackles and one pass breakup. **Wisconsin (11/4):** Logged four solo stops ... forced two pass breakups. **at Illinois (11/11):** Charted one stop and one pass breakup.

DUNNAM'S CAREER STATS

| | GP/GS | Solo | Ast | Ttl | TFL | Sacks | FF | FR-Yds | Int-Yds | QBH | PBU |
|---------------|-------------|-----------|-----------|-----------|--------------|-------|----|--------|-------------|-----|----------|
| 2022 | 12/- | 1 | 4 | 5 | - | - | - | - | - | - | 1 |
| 2023 | 10/6 | 36 | 12 | 48 | 0.5-1 | - | - | - | 3-28 | - | 5 |
| Totals | 22/6 | 37 | 16 | 53 | 0.5-1 | - | - | - | 3-28 | - | 6 |

DUNNAM'S CAREER GAME-BY-GAME

| 2023 | Opponent | Solo | Ast | Total | TFL | Sacks | FF | FR-Yds | Int-Yds | QBH | PBU |
|------|----------------|-----------|-----------|-----------|--------------|-------|----|--------|-------------|-----|----------|
| | Ohio State | 3 | 3 | 6 | - | - | - | - | 1-11 | - | - |
| | Indiana State | 7 | 1 | 8 | - | - | - | - | - | - | - |
| | vs. Louisville | 6 | 1 | 7 | - | - | - | - | 1-0 | - | - |
| | Akron | 3 | 5 | 8 | 0.5-1 | - | - | - | 1-17 | - | - |
| | at Maryland | 6 | - | 6 | - | - | - | - | - | - | 1 |
| | at Michigan | 3 | - | 3 | - | - | - | - | - | - | - |
| | Rutgers | 3 | 2 | 5 | - | - | - | - | - | - | 1 |
| | at Penn State | - | - | - | - | - | - | - | - | - | - |
| | Wisconsin | 4 | - | 4 | - | - | - | - | - | - | 2 |
| | at Illinois | 1 | - | 1 | - | - | - | - | - | - | 1 |
| | Totals | 36 | 12 | 48 | 0.5-1 | - | - | - | 3-28 | - | 5 |

| 2022 | Opponent | Solo | Ast | Total | TFL | Sacks | FF | FR-Yds | Int-Yds | QBH | PBU |
|------|-------------------|----------|----------|----------|-----|-------|----|--------|---------|-----|----------|
| | Illinois | - | - | - | - | - | - | - | - | - | - |
| | Idaho | - | - | - | - | - | - | - | - | - | - |
| | Western Ky. | - | - | - | - | - | - | - | - | - | - |
| | at Cincinnati | - | - | - | - | - | - | - | - | - | - |
| | at Nebraska | - | - | - | - | - | - | - | - | - | 1 |
| | Michigan | - | - | - | - | - | - | - | - | - | - |
| | Maryland | - | - | - | - | - | - | - | - | - | - |
| | at Rutgers | - | - | - | - | - | - | - | - | - | - |
| | Penn State | 1 | 1 | 2 | - | - | - | - | - | - | - |
| | at Ohio State | - | 2 | 2 | - | - | - | - | - | - | - |
| | at Michigan State | - | 1 | 1 | - | - | - | - | - | - | - |
| | Purdue | - | - | - | - | - | - | - | - | - | - |
| | Totals | 1 | 4 | 5 | - | - | - | - | - | - | 1 |



JAMES EVANS
P || 6-1 || 220 || JUNIOR
AUCKLAND, NEW ZEALAND

94

CAREER NOTES & RECORDS

Played his first downs of American football at Iowa (9/4/21) in the 2021 season opener ... pinned 19 career punts inside the 10-yard line.

Season: Finished No. 2 on the single-season punt average charts (44.3) in 2022, tied with **Jim DiGullio** (1992) ... Ended the season No. 3 in total punts (75) in 2022, tied with **Tyson Beattie** (2005).

2023 SEASON

Season: Appeared in all ten games ... owns three of the top-10 single-game punting averages (min. 3 punts) in program history.

Ohio State (9/2): Punted six times for 325 yards ... long punt went 60 yards ... 54.2 yards per punt average ranks No. 9 on Indiana's single-game charts. **Indiana State (9/8):** Posted two punts for 102 yards ... long punt went 56 yards. **Louisville (9/16):** Had five punts for 196 yards ... two punts landed inside the opponent's 20-yard line ... one was inside the 10-yard line. **Akron (9/23):** Charted seven punts for 313 yards ... had three punts of 50-plus yards with long of 53 ... one punt landed inside the 20-yard line. **at Maryland (9/30):** Punted five times for 183 yards ... one punt stopped inside the 20-yard line. **at Michigan (10/14):** Logged four punts for 167 yards ... long punt went 54 yards ... one punt landed inside the 20-yard line. **Rutgers (10/21):** Punted four times for 215 yards ... had a long punt of 70 yards ... one punt landed inside the 20-yard line ... 53.8 yards per punt average ranks No. 6 on Indiana's single-game charts. **at Penn State (10/28):** Totaled four punts for 230 yards ... averaged 57.5 yards per punt which ranks No. 3 on the single-game charts at Indiana ... had a long punt of 64 yards ... one punt landed inside the 20-yard line. **Wisconsin (11/4):** Registered six punts for 266 yards ... averaged 44.3 yards per punt ... long punt traveled 55 yards ... landed three punts inside the 20-yard line with two inside the 10 ... the first went 47 yards to land at the Wisconsin 6-yard line with 12:13 in the second quarter ... the other also traveled 47 yards and landed out of bounds to pin Wisconsin at their 8-yard line. **at Illinois (11/11):** Punted four times for 150 yards ... had one punt land inside the Illinois 20-yard line.

EVANS' CAREER STATS - PUNTING

| | GP | No | Yds | YPP | Long | TB | FC | I20 | 50+ | Blkd |
|---------------|-------------|------------|--------------|-------------|-----------|-----------|-----------|-----------|-----------|----------|
| 2021 | 12/- | 69 | 2,886 | 41.8 | 62 | 4 | 17 | 12 | 12 | - |
| 2022 | 12/- | 75 | 3,325 | 44.3 | 69 | 2 | 19 | 30 | 24 | 2 |
| 2023 | 10/- | 47 | 2,147 | 45.7 | 70 | 6 | 14 | 12 | 18 | 1 |
| Totals | 34/- | 191 | 8,358 | 43.8 | 70 | 12 | 50 | 54 | 54 | 3 |

EVANS' CAREER GAME-BY-GAME**2023**

| Opponent | No | Yds | Avg | Long | TB | FC | I20 | 50+ | Blkd |
|----------------|-----------|--------------|-------------|-----------|----------|-----------|-----------|-----------|----------|
| Ohio State | 6 | 325 | 54.2 | 60 | 1 | 2 | 1 | 4 | - |
| Indiana State | 2 | 102 | 51.0 | 56 | 1 | - | - | 1 | - |
| vs. Louisville | 5 | 196 | 39.2 | 52 | - | 2 | 2 | 1 | - |
| Akron | 7 | 313 | 44.7 | 53 | 2 | 2 | 1 | 3 | - |
| at Maryland | 5 | 183 | 36.6 | 41 | - | 1 | 1 | - | - |
| at Michigan | 4 | 167 | 41.8 | 54 | - | 1 | 1 | 2 | - |
| Rutgers | 4 | 215 | 53.8 | 70 | 2 | 2 | 1 | 2 | 1 |
| at Penn State | 4 | 230 | 57.5 | 64 | - | 1 | 1 | 4 | - |
| Wisconsin | 6 | 266 | 44.3 | 55 | - | 1 | 3 | 1 | - |
| at Illinois | 4 | 150 | 37.5 | 48 | - | 2 | 1 | - | - |
| Totals | 47 | 2,147 | 45.7 | 70 | 6 | 14 | 12 | 18 | 1 |

2022

| Opponent | No | Yds | Avg | Long | TB | FC | I20 | 50+ | Blkd |
|-------------------|-----------|--------------|-------------|-----------|----------|-----------|-----------|-----------|----------|
| Illinois | 6 | 238 | 39.6 | 51 | 1 | 3 | 2 | 1 | - |
| Idaho | 2 | 104 | 52.0 | 52 | - | - | 1 | 2 | - |
| Western Ky. | 4 | 176 | 44.0 | 50 | - | - | 2 | 1 | - |
| at Cincinnati | 7 | 315 | 45.0 | 53 | 1 | 2 | 2 | 3 | - |
| at Nebraska | 10 | 443 | 44.3 | 61 | - | 4 | 3 | 4 | 1 |
| Michigan | 6 | 289 | 48.2 | 52 | - | - | 2 | 2 | - |
| Maryland | 3 | 149 | 49.7 | 57 | - | 1 | - | 1 | - |
| at Rutgers | 8 | 333 | 41.6 | 51 | - | 3 | 4 | 2 | - |
| Penn State | 9 | 417 | 46.3 | 69 | - | 1 | 5 | 3 | - |
| at Ohio State | 11 | 500 | 45.5 | 53 | - | 2 | 5 | 3 | 1 |
| at Michigan State | 6 | 220 | 36.7 | 48 | - | 1 | 1 | - | - |
| Purdue | 3 | 141 | 47.0 | 54 | - | 2 | 3 | 2 | - |
| Totals | 75 | 3,325 | 44.3 | 69 | 2 | 19 | 30 | 24 | 2 |

2021

| Opponent | No | Yds | Avg | Long | TB | FC | I20 | 50+ | Blkd |
|----------------|-----------|--------------|-------------|-----------|----------|-----------|-----------|-----------|----------|
| at Iowa | 8 | 341 | 42.6 | 58 | 1 | - | 1 | 2 | - |
| Idaho | 4 | 150 | 37.5 | 51 | - | 1 | 1 | 1 | - |
| Cincinnati | 4 | 178 | 44.5 | 55 | - | - | 1 | 1 | - |
| at Western Ky. | 2 | 90 | 45.0 | 48 | 1 | 1 | 1 | - | - |
| at Penn State | 8 | 367 | 45.9 | 51 | 1 | 3 | 1 | 2 | - |
| Michigan State | 5 | 197 | 39.4 | 55 | 1 | 1 | 1 | 1 | - |
| Ohio State | 6 | 252 | 42.0 | 62 | - | 3 | 1 | 2 | - |
| at Maryland | 7 | 271 | 38.7 | 57 | - | 2 | 1 | 1 | - |
| at Michigan | 8 | 334 | 41.8 | 53 | - | - | 2 | 1 | - |
| Rutgers | 6 | 265 | 44.2 | 49 | - | 3 | 2 | - | - |
| Minnesota | 5 | 233 | 46.6 | 51 | - | 2 | - | 1 | - |
| at Purdue | 6 | 208 | 34.7 | 49 | - | 1 | - | - | - |
| Totals | 69 | 2,889 | 41.9 | 62 | 4 | 17 | 12 | 12 | - |



MITCHELL EVANS
DB || 5-11 || 195 || R-FRESHMAN
GREENWOOD, INDIANA

30

CAREER NOTES & RECORDS

Redshirted the 2022 season ... made collegiate debut against Penn State (11/5/22).

2023 SEASON

Season: Appeared in one game.

Indiana State (9/8): appeared on special teams against Indiana State (9/8).

MITCHELL EVANS' CAREER STATS

| | GP/GS | Solo | Ast | Ttl | TFL | Sacks | FF | FR-Yds | Int-Yds | QBH | PBU |
|---------------|------------|----------|----------|----------|----------|----------|----------|----------|----------|----------|----------|
| 2022 | 1/- | - | - | - | - | - | - | - | - | - | - |
| 2023 | 1/- | - | - | - | - | - | - | - | - | - | - |
| Totals | 2/- | - | - | - | - | - | - | - | - | - | - |



AMARE FERRELL
DB || 6-2 || 210 || FRESHMAN
LAKE CITY, FLORIDA

25

2023 SEASON

Season: Appeared in all ten games ... made collegiate debut against No. 3/4 Ohio State (9/2) ... one of 14 Hoosiers to make collegiate debut ... one of seven true freshmen to debut in 2023.


Ohio State (9/2): Made collegiate debut as a true freshman ... made one tackle, a solo tackle for loss in the fourth quarter. **Akron (9/23):** Posted one tackle. **Rutgers (10/21):** Posted seven stops - all solo.

FERRELL'S CAREER STATS

| | GP/GS | Solo | Ast | Ttl | TFL | Sacks | FF | FR-Yds | Int-Yds | QBH | PBU |
|---------------|-------------|----------|----------|----------|--------------|----------|----------|----------|----------|----------|----------|
| 2023 | 10/- | 9 | - | 9 | 1.0-2 | - | - | - | - | - | - |
| Totals | 10/- | 9 | - | 9 | 1.0-2 | - | - | - | - | - | - |

FERRELL'S CAREER GAME-BY-GAME**2023**

| Opponent | Solo | Ast | Total | TFL | Sacks | FF | FR-Yds | Int-Yds | QBH | PBU |
|----------------|----------|----------|----------|--------------|----------|----------|----------|----------|----------|----------|
| Ohio State | 1 | - | 1 | 1.0-2 | - | - | - | - | - | - |
| Indiana State | - | - | - | - | - | - | - | - | - | - |
| vs. Louisville | - | - | - | - | - | - | - | - | - | - |
| Akron | 1 | - | 1 | - | - | - | - | - | - | - |
| at Maryland | - | - | - | - | - | - | - | - | - | - |
| at Michigan | - | - | - | - | - | - | - | - | - | - |
| Rutgers | 7 | - | 7 | - | - | - | - | - | - | - |
| at Penn State | - | - | - | - | - | - | - | - | - | - |
| Wisconsin | - | - | - | - | - | - | - | - | - | - |
| at Illinois | - | - | - | - | - | - | - | - | - | - |
| Totals | 9 | - | 9 | 1.0-2 | - | - | - | - | - | - |



VINCENT FIACABLE

OL || 6-4 || 305 || R-SOPHOMORE
FORT WAYNE, INDIANA

53


CAREER NOTES & RECORDS

Redshirted in 2021 season ... appeared in three career games ... made collegiate debut against Idaho (9/10/22).

2023 SEASON

Season: Appeared in one game.

Indiana State (9/8): Appeared on special teams.



BRODY FOLEY

TE || 6-6 || 245 || R-FRESHMAN
CINCINNATI, OHIO

86

CAREER NOTES & RECORDS

Redshirted the 2022 season ... made collegiate debut against No. 3/4 Ohio State (9/2/23).

2023 SEASON

Season: Appeared in eight games ... made first career appearance against No. 3/4 Ohio State (9/2) ... seen action on special teams ... one of 14 Hoosiers to make collegiate debut in 2023.

Ohio State (9/2): Made collegiate debut on special teams.

FOLEY'S CAREER STATS - RECEIVING

| | GP/GS | Rec | Yds | YPR | YPG | TD | Long | High |
|---------------|------------|----------|----------|----------|----------|----------|----------|----------|
| 2022 | | | | | | -DNP- | | |
| 2023 | 8/- | - | - | - | - | - | - | - |
| Totals | 8/- | - | - | - | - | - | - | - |



CHRIS FREEMAN

K || 6-2 || 205 || R-SOPHOMORE
ZIONSVILLE, INDIANA

80

CAREER NOTES & RECORDS

Started all of 2022 as the kickoff specialist ... took over field goal duties in 2023 ... made his first career field goal against No. 3/4 Ohio State (9/2/23).

2023 SEASON

Season: Appeared in all ten games as the primary place kicker ... 50-yard field goal versus Wisconsin (11/4) marked the 28th 50-plus yard field goal in Indiana history and is tied for No. 20 all-time ... just the 13th IU kicker to convert a 50-yard field goal attempt in program history.

Ohio State (9/2): Connected on a 42-yard field goal in the second quarter for his first career field goal make. **Indiana State (9/8):** Totaled six points ... made a 28-yard field goal in the second quarter. **Louisville (9/16):** Converted on two extra points ... had a successful onside kick that Indiana recovered to open the second half ... the program's first successful onside kick since at Purdue in 2017. **Akron (9/23):** Made both field goal attempts in the fourth quarter and second overtime with three converted extra points ... totaled nine points. **at Maryland (9/30):** Hit one 25-yard field goal in the first quarter ... made both extra points to total five points for the day. **at Michigan (10/14):** Converted on one extra point attempt. **Rutgers (10/21):** Registered two points ... made both extra point attempts. **at Penn State (10/28):** Connected on a 35-yard field goal to tie the game 24-24 with 2:58 left in the fourth quarter ... made all three extra point attempts. **Wisconsin (11/4):** Totaled eight points from two made extra points and two field goals ... made a 27-yard field goal in the second quarter ... connected on a 50-yard field goal with 1:10 left in the fourth quarter to put Indiana up 20-14. **at Illinois (11/11):** Totaled seven points ... made four of five extra points ... converted on a 41-yard field goal in overtime to put Indiana ahead 45-42.

FREEMAN'S CAREER STATS

| | GP | FG | PCT | PAT | PTS | 0-29 | 30-39 | 40-49 | 50+ | LG |
|---------------|-------------|-------------|-------------|--------------|-----------|------------|------------|------------|------------|-----------|
| 2020 | 1/- | - | - | - | - | - | - | - | - | - |
| 2021 | 3/- | - | - | 2-2 | 2 | - | - | - | - | - |
| 2022 | 12/- | - | - | - | - | - | - | - | - | - |
| 2023 | 10/- | 9-11 | .818 | 22-23 | 49 | 4-4 | 2-3 | 2-3 | 1-1 | 50 |
| Totals | 25/- | 9-11 | .818 | 24-25 | 44 | 4-4 | 2-3 | 2-3 | 1-1 | 50 |

FREEMAN'S CAREER GAME-BY-GAME

2023

| Opponent | FG | PCT | PAT | PTS | 0-29 | 30-39 | 40-49 | 50+ | LG |
|----------------|-------------|-------------|--------------|-----------|------------|------------|------------|------------|-----------|
| Ohio State | 1-1 | 1.000 | - | 3 | - | - | 1-1 | - | 42 |
| Indiana State | 1-1 | 1.000 | 3-3 | 6 | 1-1 | - | - | - | 28 |
| vs. Louisville | - | - | 2-2 | 2 | - | - | - | - | - |
| Akron | 2-2 | 1.000 | 3-3 | 9 | 1-1 | 1-1 | - | - | 39 |
| at Maryland | 1-1 | 1.000 | 2-2 | 5 | 1-1 | - | - | - | 25 |
| at Michigan | - | - | 1-1 | 1 | - | - | - | - | - |
| Rutgers | - | 1.000 | 2-2 | 2 | - | - | - | - | - |
| at Penn State | 1-2 | .500 | 3-3 | 6 | - | 1-2 | - | - | 35 |
| Wisconsin | 2-3 | .667 | 2-2 | 8 | 1-1 | - | 0-1 | 1-1 | 50 |
| at Illinois | 1-1 | 1.000 | 4-5 | 7 | - | - | 1-1 | - | 41 |
| Totals | 9-11 | .818 | 22-23 | 49 | 4-4 | 2-3 | 2-3 | 1-1 | 50 |

2022

| Opponent | FG | PCT | PAT | PTS | 0-29 | 30-39 | 40-49 | 50+ | LG |
|-------------------|----------|----------|----------|----------|----------|----------|----------|----------|----------|
| Illinois | - | - | - | - | - | - | - | - | - |
| Idaho | - | - | - | - | - | - | - | - | - |
| Western Ky. | - | - | - | - | - | - | - | - | - |
| at Cincinnati | - | - | - | - | - | - | - | - | - |
| at Nebraska | - | - | - | - | - | - | - | - | - |
| Michigan | - | - | - | - | - | - | - | - | - |
| Maryland | - | - | - | - | - | - | - | - | - |
| at Rutgers | - | - | - | - | - | - | - | - | - |
| Penn State | - | - | - | - | - | - | - | - | - |
| at Ohio State | - | - | - | - | - | - | - | - | - |
| at Michigan State | - | - | - | - | - | - | - | - | - |
| Purdue | - | - | - | - | - | - | - | - | - |
| Totals | - | - | - | - | - | - | - | - | - |

2021

| Opponent | FG | PCT | PAT | PTS | 0-29 | 30-39 | 40-49 | 50+ | LG |
|----------------|----------|----------|------------|----------|----------|----------|----------|----------|----------|
| at Iowa | - | - | - | - | -DNP- | - | - | - | - |
| Idaho | - | - | 2-2 | 2 | - | - | - | - | - |
| Cincinnati | - | - | - | - | -DNP- | - | - | - | - |
| at Western Ky. | - | - | - | - | - | - | - | - | - |
| at Penn State | - | - | - | - | -DNP- | - | - | - | - |
| Michigan State | - | - | - | - | -DNP- | - | - | - | - |
| Ohio State | - | - | - | - | -DNP- | - | - | - | - |
| at Maryland | - | - | - | - | - | - | - | - | - |
| at Michigan | - | - | - | - | -DNP- | - | - | - | - |
| Rutgers | - | - | - | - | -DNP- | - | - | - | - |
| Minnesota | - | - | - | - | -DNP- | - | - | - | - |
| at Purdue | - | - | - | - | -DNP- | - | - | - | - |
| Totals | - | - | 2-2 | 2 | - | - | - | - | - |

2020

| Opponent | FG | PCT | PAT | PTS | 0-29 | 30-39 | 40-49 | 50+ | LG |
|-----------------|----------|----------|----------|----------|----------|----------|----------|----------|----------|
| Penn State | - | - | - | - | -DNP- | - | - | - | - |
| at Rutgers | - | - | - | - | - | - | - | - | - |
| vs. Michigan | - | - | - | - | -DNP- | - | - | - | - |
| at Michigan St. | - | - | - | - | -DNP- | - | - | - | - |
| at Ohio State | - | - | - | - | -DNP- | - | - | - | - |
| vs. Maryland | - | - | - | - | -DNP- | - | - | - | - |
| at Wisconsin | - | - | - | - | -DNP- | - | - | - | - |
| vs. Ole Miss | - | - | - | - | -DNP- | - | - | - | - |
| Totals | - | - | - | - | - | - | - | - | - |



JORDAN GRIER

DB || 6-0 || 205 || JUNIOR
ELLENWOOD, GEORGIA

16

2023 SEASON

Season: Appeared in 10 games with two starts ... made first career start against Akron (9/23) ... one of 17 Hoosiers to make first career start.

Ohio State (9/2): Logged two solo tackles. **Indiana State (9/8):** Made one solo stop. **Akron (9/23):** Made first career start and posted two solo tackles. **at Maryland (9/30):** Notched three solo tackles. **at Michigan (10/14):** Collected one solo stop. **Rutgers (10/21):** Charted three tackles. **at Penn State (10/28):** Totaled two tackles. **Wisconsin (11/4):** Had one stop.

GRIER'S CAREER STATS

| | GP/GS | Solo | Ast | Ttl | TFL | Sacks | FF | FR-Yds | Int-Yds | QBH | PBU |
|---------------|-------------|-----------|----------|-----------|--------------|----------|----------|----------|----------|----------|----------|
| 2021 | 6/- | 1 | - | 1 | - | - | - | - | - | - | - |
| 2022 | 12/- | 5 | 5 | 10 | 0.5-1 | - | - | - | - | - | - |
| 2023 | 10/2 | 13 | 2 | 15 | - | - | - | - | - | - | - |
| Totals | 27/2 | 19 | 7 | 26 | 0.5-1 | - | - | - | - | - | - |

GRIER'S CAREER GAME-BY-GAME

2023

| Opponent | Solo | Ast | Total | TFL | Sacks | FF | FR-Yds | Int-Yds | QBH | PBU |
|----------------|-----------|----------|-----------|----------|----------|----------|----------|----------|----------|----------|
| Ohio State | 2 | - | 2 | - | - | - | - | - | - | - |
| Indiana State | 1 | - | 1 | - | - | - | - | - | - | - |
| vs. Louisville | - | - | - | - | - | - | - | - | - | - |
| Akron | 2 | - | 2 | - | - | - | - | - | - | - |
| at Maryland | 3 | - | 3 | - | - | - | - | - | - | - |
| at Michigan | 1 | - | 1 | - | - | - | - | - | - | - |
| Rutgers | 2 | 1 | 3 | - | - | - | - | - | - | - |
| at Penn State | 2 | - | 2 | - | - | - | - | - | - | - |
| Wisconsin | - | 1 | 1 | - | - | - | - | - | - | - |
| at Illinois | - | - | - | - | - | - | - | - | - | - |
| Totals | 13 | 2 | 15 | - | - | - | - | - | - | - |

2022

| Opponent | Solo | Ast | Total | TFL | Sacks | FF | FR-Yds | Int-Yds | QBH | PBU |
|-------------------|----------|----------|-----------|--------------|----------|----------|----------|----------|----------|----------|
| Illinois | 1 | - | 1 | - | - | - | - | - | - | - |
| Idaho | - | - | - | - | - | - | - | - | - | - |
| Western Ky. | - | - | - | - | - | - | - | - | - | - |
| at Cincinnati | - | 1 | 1 | - | - | - | - | - | - | - |
| at Nebraska | - | 1 | 1 | - | - | - | - | - | - | - |
| Michigan | 1 | 1 | 2 | - | - | - | - | - | - | - |
| Maryland | - | - | - | - | - | - | - | - | - | - |
| at Rutgers | - | - | - | - | - | - | - | - | - | - |
| Penn State | 3 | 1 | 4 | 0.5-1 | - | - | - | - | - | - |
| at Ohio State | - | 1 | 1 | - | - | - | - | - | - | - |
| at Michigan State | - | - | - | - | - | - | - | - | - | - |
| Purdue | - | - | - | - | - | - | - | - | - | - |
| Totals | 5 | 5 | 10 | 0.5-1 | - | - | - | - | - | - |

2021

| Opponent | Solo | Ast | Total | TFL | Sacks | FF | FR-Yds | Int-Yds | QBH | PBU |
|----------------|----------|----------|----------|----------|----------|----------|----------|----------|----------|----------|
| at Iowa | - | - | - | - | -DNP- | - | - | - | - | - |
| Idaho | - | - | - | - | - | - | - | - | - | - |
| Cincinnati | - | - | - | - | -DNP- | - | - | - | - | - |
| at Western Ky. | - | - | - | - | -DNP- | - | - | - | - | - |
| at Penn State | - | - | - | - | -DNP- | - | - | - | - | - |
| Michigan State | - | - | - | - | -DNP- | - | - | - | - | - |
| Ohio State | - | - | - | - | -DNP- | - | - | - | - | - |
| at Maryland | - | - | - | - | - | - | - | - | - | - |
| at Michigan | - | - | - | - | - | - | - | - | - | - |
| Rutgers | 1 | - | 1 | - | - | - | - | - | - | - |
| Minnesota | - | - | - | - | - | - | - | - | - | - |
| at Purdue | - | - | - | - | - | - | - | - | - | - |
| Totals | 1 | - | 1 | - | - | - | - | - | - | - |



ROBBY HARRISON
DL || 6-3 || 330 || R-FRESHMAN
GREENWOOD, SOUTH CAROLINA

93

CAREER NOTES & RECORDS

Redshirted the 2022 season at Arizona State and appeared in three games ... made collegiate debut against Northern Arizona (9/1/22) ... transferred to Indiana in the spring.

2023 SEASON

Season: Appeared in four games ... made IU debut against Indiana State (9/8) ... one of 21 transfer student-athletes to make their Indiana debut in 2023.

at Michigan (10/14): Logged three tackles.

HARRISON'S CAREER STATS (* - at Arizona State)

| | GP/GS | Solo | Ast | Ttl | TFL | Sacks | FF | FR-Yds | Int-Yds | QBH | PBU |
|---------------|-----------|----------|----------|----------|----------|----------|----------|----------|----------|----------|----------|
| 2022* | 3/- | - | - | - | - | - | - | - | - | - | - |
| 2023 | 4/- | 1 | 2 | 3 | - | - | - | - | - | - | - |
| Totals | 7/ | 1 | 2 | 3 | - | - | - | - | - | - | - |

HARRISON'S CAREER GAME-BY-GAME (* - at Arizona State)

2023

| Opponent | Solo | Ast | Total | TFL | Sacks | FF | FR-Yds | Int-Yds | QBH | PBU |
|----------------|----------|----------|----------|----------|----------|----------|----------|----------|----------|----------|
| Ohio State | - | - | - | - | -DNP- | - | - | - | - | - |
| Indiana State | - | - | - | - | - | - | - | - | - | - |
| vs. Louisville | - | - | - | - | -DNP- | - | - | - | - | - |
| Akron | - | - | - | - | -DNP- | - | - | - | - | - |
| at Maryland | - | - | - | - | - | - | - | - | - | - |
| at Michigan | 1 | 2 | 3 | - | - | - | - | - | - | - |
| Rutgers | - | - | - | - | - | - | - | - | - | - |
| at Penn State | - | - | - | - | -DNP- | - | - | - | - | - |
| Wisconsin | - | - | - | - | -DNP- | - | - | - | - | - |
| at Illinois | - | - | - | - | -DNP- | - | - | - | - | - |
| Totals | 1 | 2 | 3 | - | - | - | - | - | - | - |

2022*

| Opponent | Solo | Ast | Total | TFL | Sacks | FF | FR-Yds | Int-Yds | QBH | PBU |
|------------------|----------|----------|----------|----------|----------|----------|----------|----------|----------|----------|
| North Arizona | - | - | - | - | - | - | - | - | - | - |
| at Oklahoma St. | - | - | - | - | - | - | - | - | - | - |
| Eastern Michigan | - | - | - | - | -DNP- | - | - | - | - | - |
| Utah | - | - | - | - | -DNP- | - | - | - | - | - |
| at USC | - | - | - | - | -DNP- | - | - | - | - | - |
| Washington | - | - | - | - | -DNP- | - | - | - | - | - |
| at Stanford | - | - | - | - | -DNP- | - | - | - | - | - |
| at Colorado | - | - | - | - | -DNP- | - | - | - | - | - |
| UCLA | - | - | - | - | -DNP- | - | - | - | - | - |
| at Wash St. | - | - | - | - | - | - | - | - | - | - |
| Oregon St. | - | - | - | - | -DNP- | - | - | - | - | - |
| at Arizona | - | - | - | - | -DNP- | - | - | - | - | - |
| Totals | - | - | - | - | - | - | - | - | - | - |



BRYCE HENDERSHOT
TE || 6-3 || 230 || FRESHMAN
NORTH SALEM, INDIANA

39

2023 SEASON

Season: Appeared in one game made collegiate debut against Indiana State (9/8) ... one of 14 Hoosiers to make collegiate debut ... one of seven true freshmen to make their Indiana debut this season ... younger brother of former Indiana tight end **Peyton Hendershot**.

Indiana State (9/8): Made debut on offense in the fourth quarter.



JOSH HENDERSON
RB || 5-11 || 225 || SENIOR+
PENNINGTON, NEW JERSEY

26

CAREER NOTES & RECORDS

Appeared in 23 games over three seasons at North Carolina (2019-21) ... Enrolled at Indiana in the spring of 2022 and participated in practice ... made first career start against No. 3/4 Ohio State (9/2) in 2023 season opener.

2023 SEASON

Season: Appeared in six games with five starts ... missed four games due to injury from week 4-8 ... made first career start against No. 3/4 Ohio State (9/2) ... one of 17 Hoosiers to make first career start.

Ohio State (9/2): Rushed three times for five yards ... made one catch for a 3-yard pickup. **Indiana State (9/8):** Charted 105 all-purpose yards ... rushed 12 times for 60 yards and one touchdown ... had three receptions for 55 yards. **Louisville (9/16):** Had seven carries for 26 rushing yards and a touchdown ... made two receptions for 30 yards. **at Penn State (10/28):** Totaled 12 carries for 57 yards. **Wisconsin (11/4):** Had 15 carries for 40 yards. **at Illinois (11/11):** Rushed ten times for 31 yards.

HENDERSON'S CAREER STATS - RUSHING (* - at North Carolina)

| | GP/GS | Car | Yds | YPC | YPG | TD | Long | High |
|---------------|-------------|------------|------------|------------|-------------|----------|---------------|---------------|
| 2019* | 8/- | 18 | 127 | 7.1 | 15.9 | - | 35-MER | 98-MER |
| 2020* | 12/- | 18 | 61 | 3.4 | 5.1 | - | 16-NCST | 27-NCST |
| 2021* | 3/- | 5 | 21 | 4.2 | 7.0 | - | 14-VT | 16-VT |
| 2022 | 12/- | 90 | 398 | 4.4 | 33.2 | 4 | 23-PSU | 65-WKU |
| 2023 | 6/5 | 59 | 219 | 3.7 | 36.5 | 2 | 20-ISU | 60-ISU |
| IU | 18/5 | 149 | 617 | 4.1 | 34.3 | 6 | 23-PSU | 65-WKU |
| Totals | 41/5 | 190 | 826 | 4.3 | 20.1 | 6 | 35-MER | 98-MER |

HENDERSON'S CAREER STATS - RECEIVING (* - at North Carolina)

| | GP/GS | Rec | Yds | YPR | YPG | TD | Long | High |
|---------------|-------------|-----------|------------|-------------|-------------|----------|---------------|---------------|
| 2019* | 8/- | - | - | - | - | - | - | - |
| 2020* | 12/- | 3 | 10 | 3.3 | 0.8 | - | 8-SU | 8-SU |
| 2021* | 3/- | - | - | - | - | - | - | - |
| 2022 | 12/- | 24 | 274 | 11.4 | 22.8 | 4 | 44-UMD | 60-UMD |
| 2023 | 6/5 | 6 | 88 | 14.7 | 14.7 | - | 22-ISU | 55-ISU |
| IU | 18/5 | 30 | 362 | 12.1 | 20.1 | 4 | 44-UMD | 60-UMD |
| Totals | 41/5 | 33 | 372 | 11.3 | 9.1 | 4 | 44-UMD | 60-UMD |

NOTES: Owns three career kickoff returns for an average of 15.3 yards pre return.

| 2023 | Rushing | | | | Receiving | | | | Kick Returns | | | |
|----------------|-----------|------------|----------|-----------|-----------|-----------|----------|-----------|--------------|----------|----------|----------|
| Opponent | No. | Yds | TD | Lg | No. | Yds | TD | Lg | No. | Yds | TD | Lg |
| Ohio State | 3 | 5 | - | 4 | 1 | 3 | - | 3 | - | - | - | - |
| Indiana State | 12 | 60 | 1 | 20 | 3 | 55 | - | 22 | - | - | - | - |
| vs. Louisville | 7 | 26 | 1 | 12 | 2 | 30 | - | 18 | - | - | - | - |
| Akron | - | - | - | - | - | - | - | - | - | - | - | - |
| at Maryland | - | - | - | - | - | - | - | - | - | - | - | - |
| at Michigan | - | - | - | - | - | - | - | - | - | - | - | - |
| Rutgers | - | - | - | - | - | - | - | - | - | - | - | - |
| at Penn State | 12 | 57 | - | 15 | - | - | - | - | - | - | - | - |
| Wisconsin | 15 | 40 | - | 7 | - | - | - | - | - | - | - | - |
| at Illinois | 10 | 31 | - | 17 | - | - | - | - | - | - | - | - |
| Totals | 59 | 219 | 2 | 20 | 6 | 88 | - | 22 | - | - | - | - |

| 2022 | Rushing | | | | Receiving | | | | Kick Returns | | | |
|-------------------|-----------|------------|----------|-----------|-----------|------------|----------|-----------|--------------|-----------|----------|-----------|
| Opponent | No. | Yds | TD | Lg | No. | Yds | TD | Lg | No. | Yds | TD | Lg |
| Illinois | 6 | 7 | - | 7 | - | - | - | - | - | - | - | - |
| Idaho | 7 | 58 | 1 | 14 | 2 | 15 | - | 11 | - | - | - | - |
| Western Ky. | 11 | 65 | 1 | 19 | 1 | 32 | - | 32 | - | - | - | - |
| at Cincinnati | 12 | 29 | - | 6 | 3 | 29 | 1 | 19 | - | - | - | - |
| at Nebraska | 5 | 22 | - | 13 | 3 | 44 | - | 24 | - | - | - | - |
| Michigan | 6 | 10 | - | 11 | 4 | 34 | 1 | 11 | - | - | - | - |
| Maryland | 5 | 20 | 1 | 14 | 3 | 60 | 1 | 44 | - | - | - | - |
| at Rutgers | 4 | 31 | - | 10 | 1 | 9 | - | 9 | - | - | - | - |
| Penn State | 7 | 44 | - | 23 | 1 | 9 | - | 9 | - | - | - | - |
| at Ohio State | 7 | 25 | - | 11 | - | - | - | - | - | - | - | - |
| at Michigan State | 11 | 36 | 1 | 14 | 1 | 7 | - | 7 | 2 | 24 | - | 13 |
| Purdue | 9 | 51 | - | 12 | 5 | 35 | 1 | 9 | 1 | 22 | - | 22 |
| Totals | 90 | 398 | 4 | 23 | 24 | 274 | 4 | 44 | 3 | 46 | - | 22 |

| 2021* | Rushing | | | | Receiving | | | | Kick Returns | | | |
|------------------|----------|-----------|----------|-----------|-----------|----------|----------|----------|--------------|----------|----------|----------|
| Opponent | No. | Yds | TD | Lg | No. | Yds | TD | Lg | No. | Yds | TD | Lg |
| at Virginia Tech | - | - | - | - | - | - | - | - | - | - | - | - |
| Georgia State | 2 | 5 | - | 3 | - | - | - | - | - | - | - | - |
| Virginia | 3 | 16 | - | 14 | - | - | - | - | - | - | - | - |
| at Georgia Tech | - | - | - | - | - | - | - | - | - | - | - | - |
| Duke | - | - | - | - | - | - | - | - | - | - | - | - |
| Florida State | - | - | - | - | - | - | - | - | - | - | - | - |
| Miami | - | - | - | - | - | - | - | - | - | - | - | - |
| at Notre Dame | - | - | - | - | - | - | - | - | - | - | - | - |
| Wake Forest | - | - | - | - | - | - | - | - | - | - | - | - |
| at Pittsburgh | - | - | - | - | - | - | - | - | - | - | - | - |
| Wofford | - | - | - | - | - | - | - | - | - | - | - | - |
| at NC State | - | - | - | - | - | - | - | - | - | - | - | - |
| South Carolina | - | - | - | - | - | - | - | - | - | - | - | - |
| Totals | 5 | 21 | - | 14 | - | - | - | - | - | - | - | - |

| 2020* | Rushing | | | | Receiving | | | | Kick Returns | | | |
|-------------------|-----------|-----------|----------|-----------|-----------|-----------|----------|----------|--------------|----------|----------|----------|
| Opponent | No. | Yds | TD | Lg | No. | Yds | TD | Lg | No. | Yds | TD | Lg |
| Syracuse | 1 | -5 | - | - | 1 | 8 | - | 8 | - | - | - | - |
| at Boston College | - | - | - | - | - | - | - | - | - | - | - | - |
| Virginia Tech | - | - | - | - | - | - | - | - | - | - | - | - |
| at Florida State | - | - | - | - | - | - | - | - | - | - | - | - |
| NC State | 5 | 27 | - | 16 | - | - | - | - | - | - | - | - |
| at Virginia | - | - | - | - | - | - | - | - | - | - | - | - |
| at Duke | 1 | 0 | - | - | 1 | 0 | - | - | - | - | - | - |
| Wake Forest | - | - | - | - | - | - | - | - | - | - | - | - |
| Notre Dame | - | - | - | - | - | - | - | - | - | - | - | - |
| Western Carolina | 4 | 16 | - | 7 | - | - | - | - | - | - | - | - |
| Miami (Fla.) | 1 | 8 | - | 8 | - | - | - | - | - | - | - | - |
| Texas A&M | 6 | 15 | - | 5 | 1 | 2 | - | 2 | - | - | - | - |
| Totals | 18 | 61 | - | 16 | 3 | 10 | - | 8 | - | - | - | - |

| 2019* | Rushing | | | | Receiving | | | | Kick Returns | | | |
|-------------------|-----------|------------|----------|-----------|-----------|----------|----------|----------|--------------|----------|----------|----------|
| Opponent | No. | Yds | TD | Lg | No. | Yds | TD | Lg | No. | Yds | TD | Lg |
| South Carolina | - | - | - | - | - | - | - | - | - | - | - | - |
| Miami | - | - | - | - | - | - | - | - | - | - | - | - |
| at Wake Forest | - | - | - | - | - | - | - | - | - | - | - | - |
| Appalachian State | - | - | - | - | - | - | - | - | - | - | - | - |
| Clemson | - | - | - | - | - | - | - | - | - | - | - | - |
| at Georgia Tech | - | - | - | - | - | - | - | - | - | - | - | - |
| at Virginia Tech | - | - | - | - | - | - | - | - | - | - | - | - |
| Duke | - | - | - | - | - | - | - | - | - | - | - | - |
| Virginia | - | - | - | - | - | - | - | - | - | - | - | - |
| at Pittsburgh | - | - | - | - | - | - | - | - | - | - | - | - |
| Mercer | 13 | 98 | - | 35 | - | - | - | - | - | - | - | - |
| NC State | 5 | 29 | - | 11 | - | - | - | - | - | - | - | - |
| Temple | - | - | - | - | - | - | - | - | - | - | - | - |
| Totals | 18 | 127 | - | 35 | - | - | - | - | - | - | - | - |



MATT HOHLT
LB || 6-2 || 225 || R-SOPHOMORE
GREENWOOD, INDIANA

43

CAREER NOTES & RECORDS

Made first career start at Cincinnati (9/24/22) ... received a scholarship during fall camp prior to the 2023 season ... father, Eric, was a two-time letterwinner as a walk-on at Indiana (1983-84).

2023 SEASON

Season: Appeared in all ten games.

Ohio State (9/2): Logged two tackles. **Indiana State (9/8):** Made one stop. **Akron (9/23):** Totaled one tackle. **at Michigan (10/14):** Charted one stop. **at Penn State (10/28):** Collected one tackle. **Wisconsin (11/14):** Tallied three tackles.

HOHLT'S CAREER STATS

| | GP/GS | Solo | Ast | Ttl | TFL | Sacks | FF | FR-Yds | Int-Yds | QBH | PBU |
|---------------|-------------|-----------|-----------|-----------|--------------|----------|----------|----------|----------|----------|----------|
| 2021 | 2/- | - | - | - | - | - | - | - | - | - | - |
| 2022 | 10/1 | 12 | 7 | 19 | 1.5-3 | - | - | - | - | - | - |
| 2023 | 10/- | 4 | 5 | 9 | - | - | - | - | - | - | - |
| Totals | 22/1 | 16 | 12 | 28 | 1.5-3 | - | - | - | - | - | - |

HOHLT'S CAREER GAME-BY-GAME

| 2023 | Opponent | Solo | Ast | Total | TFL | Sacks | FF | FR-Yds | Int-Yds | QBH | PBU |
|---------------|-------------------|----------|-----------|--------------|----------|----------|----------|----------|----------|----------|----------|
| | Ohio State | 1 | 1 | 2 | - | - | - | - | - | - | - |
| | Indiana State | - | 1 | 1 | - | - | - | - | - | - | - |
| | vs. Louisville | - | - | - | - | - | - | - | - | - | - |
| | Akron | - | 1 | 1 | - | - | - | - | - | - | - |
| | at Maryland | - | - | - | - | - | - | - | - | - | - |
| | at Michigan | - | 1 | 1 | - | - | - | - | - | - | - |
| | Rutgers | - | - | - | - | - | - | - | - | - | - |
| | at Penn State | 1 | - | 1 | - | - | - | - | - | - | - |
| | Wisconsin | 2 | 1 | 3 | - | - | - | - | - | - | - |
| | at Illinois | - | - | - | - | - | - | - | - | - | - |
| Totals | 4 | 5 | 9 | - | - | - | - | - | - | - | - |
| 2022 | Opponent | Solo | Ast | Total | TFL | Sacks | FF | FR-Yds | Int-Yds | QBH | PBU |
| | Illinois | - | - | - | - | - | - | - | - | - | - |
| | Idaho | - | 1 | 1 | - | - | - | - | - | - | - |
| | Western Ky. | 1 | - | 1 | - | - | - | - | - | - | - |
| | at Cincinnati | 2 | 1 | 3 | 1.0-2 | - | - | - | - | - | - |
| | at Nebraska | - | 1 | 1 | - | - | - | - | - | - | - |
| | Michigan | 2 | - | 2 | - | - | - | - | - | - | - |
| | Maryland | 1 | - | 1 | - | - | - | - | - | - | - |
| | at Rutgers | 3 | 1 | 4 | - | - | - | - | - | - | - |
| | Penn State | 2 | 2 | 4 | 0.5-1 | - | - | - | - | - | - |
| | at Ohio State | 1 | 1 | 2 | - | - | - | - | - | - | - |
| | at Michigan State | - | - | - | - | - | - | - | - | - | - |
| | Purdue | - | - | - | - | - | - | - | - | - | - |
| Totals | 12 | 7 | 19 | 1.5-3 | - | - | - | - | - | - | - |

2021

| Opponent | Solo | Ast | Total | TFL | Sacks | FF | FR-Yds | Int-Yds | QBH | PBU |
|----------------|------|-----|-------|-----|-------|----|--------|---------|-----|-----|
| at Iowa | | | | | -DNP- | | | | | |
| Idaho | | | | | -DNP- | | | | | |
| Cincinnati | | | | | -DNP- | | | | | |
| at Western Ky. | | | | | -DNP- | | | | | |
| at Penn State | | | | | -DNP- | | | | | |
| Michigan State | | | | | -DNP- | | | | | |
| Ohio State | | | | | -DNP- | | | | | |
| at Maryland | | | | | -DNP- | | | | | |
| at Michigan | | | | | -DNP- | | | | | |
| Rutgers | - | - | - | - | - | - | - | - | - | - |
| Minnesota | - | - | - | - | - | - | - | - | - | - |
| at Purdue | | | | | -DNP- | | | | | |
| Totals | - | - | - | - | - | - | - | - | - | - |



CONNOR HOLE
DB || 5-11 || 180 || R-JUNIOR
JAMESTOWN, INDIANA

33

CAREER NOTES & RECORDS

Redshirted the 2020 season ... did not see any game action in 2021 ... made first career appearance against Idaho (9/10/22).

2023 SEASON

Season: Appeared in one game.

Indiana State (9/8): Made season debut on special teams.

CONNOR HOLE'S CAREER STATS

| | GP/GS | Solo | Ast | Ttl | TFL | Sacks | FF | FR-Yds | Int-Yds | QBH | PBU |
|---------------|------------|------|-----|-----|-----|------------------|----|--------|---------|-----|-----|
| 2020 | | | | | | -DNP (Redshirt)- | | | | | |
| 2021 | | | | | | -DNP- | | | | | |
| 2022 | 1/- | - | - | - | - | - | - | - | - | - | - |
| 2023 | 1/- | - | - | - | - | - | - | - | - | - | - |
| Totals | 2/- | - | - | - | - | - | - | - | - | - | - |



DAVID HOLLOWMAN
RB || 6-0 || 205 || R-SOPHOMORE
AUBURN HILLS, MICHIGAN

33

CAREER NOTES & RECORDS

Played in four games and redshirted in 2021 ... made collegiate debut against Idaho (9/11/21) ... did not see any game action in 2022.

2023 SEASON

Season: Appeared in eight games.

at Maryland (9/30): Ran twice for 13 yards. **at Michigan (10/14):** Posted three carries for six yards. **Rutgers (10/21):** Returned one kickoff for 17 yards in the fourth quarter.

HOLLOWMAN'S CAREER STATS - RUSHING

| | GP/GS | Car | Yds | YPC | YPG | TD | Long | High |
|---------------|-------------|-----------|-----------|------------|------------|----|---------------|---------------|
| 2021 | 4/- | 11 | 34 | 3.1 | 8.5 | - | 13-PUR | 14-PUR |
| 2022 | -/- | | | -DNP- | | | | |
| 2023 | 8/- | 5 | 19 | 3.8 | 2.4 | - | 7-UMD | 13-UMD |
| Totals | 12/- | 16 | 53 | 3.1 | 4.4 | - | 13-PUR | 14-PUR |

NOTE: Returned one kickoff against Rutgers (10/21) for 17 yards.

HOLLOWMAN'S CAREER GAME-BY-GAME

| 2023 | Opponent | No. | Yds | TD | Lg |
|---------------|----------------|----------|-----------|----------|----------|
| | Ohio State | | | -DNP- | |
| | Indiana State | - | - | - | - |
| | vs. Louisville | - | - | - | - |
| | Akron | - | - | - | - |
| | at Maryland | 2 | 13 | - | 7 |
| | at Michigan | 3 | 6 | - | 5 |
| | Rutgers | - | - | - | - |
| | at Penn State | - | - | - | - |
| | Wisconsin | - | - | -DNP- | |
| | at Illinois | - | - | - | - |
| Totals | | 5 | 19 | - | 7 |

2021

| Opponent | No. | Yds | TD | Lg |
|----------------|-----------|-----------|----------|-----------|
| at Iowa | | | -DNP- | |
| Idaho | 5 | 7 | - | 3 |
| Cincinnati | | | -DNP- | |
| at Western Ky. | | | -DNP- | |
| at Penn State | | | -DNP- | |
| Michigan State | | | -DNP- | |
| Ohio State | | | -DNP- | |
| at Maryland | - | - | - | - |
| at Michigan | | | -DNP- | |
| Rutgers | 2 | 13 | - | 7 |
| Minnesota | | | -DNP- | |
| at Purdue | 4 | 14 | - | 13 |
| Totals | 11 | 34 | - | 13 |



TRENT HOWLAND
RB || 6-3 || 240 || R-SOPHOMORE
JOLIET, ILLINOIS

27

2023 SEASON

Season: Appeared in nine games.

Ohio State (9/2): Rushed once for four yards. **Indiana State (9/8):** Carried four times for 19 yards. **at Maryland (9/30):** Had three carries for 13 yards. **at Michigan (10/14):** Posted five carries for 35 yards. **Rutgers (10/21):** Charted nine carries for 54 rushing yards ... long rush of 17 yards ... had two catches for 20 receiving yards. **at Penn State (10/28):** Totaled nine rushes for 31 yards ... caught one pass for two yards. **Wisconsin (11/4):** Made five carries for 12 yards. **at Illinois (11/11):** Logged 13 carries for a team-best 72 yards ... ran for first career touchdown on a 1-yard rush in the first quarter.

HOWLAND'S CAREER STATS - RUSHING

| | GP/GS | Car | Yds | YPC | YPG | TD | Long | High |
|---------------|-------------|-----------|------------|------------|-------------|----------|---------------|---------------|
| 2021 | 3/- | 6 | 20 | 3.3 | 6.7 | - | 8-OSU | 17-OSU |
| 2022 | 9/- | 2 | 12 | 6.0 | 1.5 | - | 9-IDA | 9-IDA |
| 2023 | 9/- | 47 | 240 | 5.1 | 26.7 | 1 | 19-ILL | 72-ILL |
| Totals | 21/- | 55 | 272 | 4.9 | 13.0 | 1 | 19-ILL | 72-ILL |

HOWLAND'S CAREER STATS - RECEIVING

| | GP/GS | Rec | Yds | YPR | YPG | TD | Long | High |
|---------------|-------------|----------|-----------|------------|------------|----------|---------------|---------------|
| 2021 | 3/- | - | - | - | - | - | - | - |
| 2022 | 9/- | - | - | - | - | - | - | - |
| 2023 | 9/- | 3 | 22 | 7.3 | 2.4 | - | 11-RUT | 20-RUT |
| Totals | 21/- | 3 | 22 | 7.3 | 1.0 | - | 11-RUT | 20-RUT |

HOWLAND'S CAREER GAME-BY-GAME

| 2023 | Opponent | No. | Yds | TD | Lg | Receiving | No. | Yds | TD | Lg |
|---------------|----------------|-----------|------------|----------|-----------|-----------|----------|-----------|----------|-----------|
| | Ohio State | 1 | 4 | - | 4 | | - | - | - | - |
| | Indiana State | 4 | 19 | - | 8 | | - | - | - | - |
| | vs. Louisville | | | -DNP- | | | - | - | - | - |
| | Akron | - | - | - | - | | - | - | - | - |
| | at Maryland | 3 | 13 | - | 6 | | - | - | - | - |
| | at Michigan | 5 | 35 | - | 12 | | - | - | - | - |
| | Rutgers | 9 | 54 | - | 17 | | 2 | 20 | - | 11 |
| | at Penn State | 9 | 31 | - | 8 | | 1 | 2 | - | 2 |
| | Wisconsin | 5 | 12 | - | 3 | | - | - | - | - |
| | at Illinois | 13 | 72 | 1 | 19 | | - | - | - | - |
| Totals | | 47 | 240 | 1 | 19 | | 3 | 22 | - | 11 |

2022

| Opponent | No. | Yds | TD | Lg |
|-------------------|----------|-----------|----------|----------|
| Illinois | | | -DNP- | |
| Idaho | 2 | 12 | - | 9 |
| Western Ky. | | | -DNP- | |
| at Cincinnati | - | - | - | - |
| at Nebraska | - | - | - | - |
| Michigan | - | - | - | - |
| Maryland | - | - | - | - |
| Rutgers | | | -DNP- | |
| Penn State | - | - | - | - |
| at Ohio State | - | - | - | - |
| at Michigan State | - | - | - | - |
| at Purdue | - | - | - | - |
| Totals | 2 | 12 | - | 9 |

| 2021 | | Rushing | | | | | | |
|----------------|----------|-----------|----------|----------|--|--|--|--|
| Opponent | No. | Yds | TD | Lg | | | | |
| at Iowa | | | -DNP- | | | | | |
| Idaho | | | -DNP- | | | | | |
| Cincinnati | | | -DNP- | | | | | |
| at Western Ky. | | | -DNP- | | | | | |
| at Penn State | | | -DNP- | | | | | |
| Michigan State | | | -DNP- | | | | | |
| Ohio State | 5 | 17 | - | 8 | | | | |
| at Maryland | | | -DNP- | | | | | |
| at Michigan | | | -DNP- | | | | | |
| Rutgers | | | -DNP- | | | | | |
| Minnesota | 1 | 3 | - | 3 | | | | |
| at Purdue | | | - | | | | | |
| Totals | 6 | 20 | - | 8 | | | | |



MYLES JACKSON

OLB || 6-2 || 250 || R-JUNIOR
ATLANTA, GEORGIA

10

CAREER NOTES & RECORDS

Appeared in eight games over two seasons at UCLA (2020-21) and redshirted his first season ... has one career touchdown on a fumble recovery in the end zone at Nebraska (10/1/22).

2023 SEASON

Season: Appeared in all ten games with two starts.

Ohio State (9/2): Had two assisted tackles. **Indiana State (9/8):** Made first start of the season ... logged three stops. **Louisville (9/16):** Posted two solo tackles. **Akron (9/23):** Logged two tackles. **at Michigan (10/14):** Charted four tackles ... sacked J.J. McCarthy and forced a fumble in the third quarter. **at Penn State (10/28):** Made four tackles. **Wisconsin (11/4):** Tallied one solo stop. **at Illinois (11/11):** Registered two tackles.

M. JACKSON'S CAREER STATS (* - at UCLA)

| | GP/GS | Solo | Ast | Ttl | TFL | Sacks | FF | FR-Yds | Int-Yds | QBH | PBU |
|---------------|-------------|-----------|-----------|-----------|---------------|---------------|----------|------------|-------------|----------|----------|
| 2020* | 1/- | 1 | - | 1 | 1.0-1 | - | - | - | - | - | - |
| 2021* | 7/- | 5 | 1 | 6 | 1.0-7 | 1.0-7 | - | 1-0 | - | - | - |
| 2022 | 12/1 | 7 | 11 | 18 | 2.0-8 | 0.5-3 | - | 2-0 | 1-10 | - | - |
| 2023 | 10/2 | 13 | 7 | 20 | 1.0-4 | 1.0-4 | 1 | - | - | - | - |
| IU | 22/3 | 20 | 18 | 38 | 3.0-12 | 1.5-7 | 1 | 2-0 | 1-10 | - | - |
| Totals | 30/3 | 26 | 19 | 45 | 5.0-20 | 2.5-14 | 1 | 3-0 | 1-10 | - | - |

NOTES: Scored one career touchdown on a fumble recovery in the end zone (at Nebraska; 2022).

M. JACKSON'S CAREER GAME-BY-GAME (* - at UCLA)

| 2023 | Opponent | Solo | Ast | Total | TFL | Sacks | FF | FR-Yds | Int-Yds | QBH | PBU |
|------|----------------|-----------|----------|-----------|--------------|--------------|----------|----------|----------|----------|----------|
| | Ohio State | - | 2 | 2 | - | - | - | - | - | - | - |
| | Indiana State | 1 | 2 | 3 | - | - | - | - | - | - | - |
| | vs. Louisville | 2 | - | 2 | - | - | - | - | - | - | - |
| | Akron | 1 | 1 | 2 | - | - | - | - | - | - | - |
| | at Maryland | - | - | - | - | - | - | - | - | - | - |
| | at Michigan | 4 | - | 4 | 1.0-4 | 1.0-4 | 1 | - | - | - | - |
| | Rutgers | - | - | - | - | - | - | - | - | - | - |
| | at Penn State | 3 | 1 | 4 | - | - | - | - | - | - | - |
| | Wisconsin | 1 | - | 1 | - | - | - | - | - | - | - |
| | at Illinois | 1 | 1 | 2 | - | - | - | - | - | - | - |
| | Totals | 13 | 7 | 20 | 1.0-4 | 1.0-4 | 1 | - | - | - | - |

| 2022 | Opponent | Solo | Ast | Total | TFL | Sacks | FF | FR-Yds | Int-Yds | QBH | PBU |
|------|-------------------|----------|-----------|-----------|--------------|--------------|----------|------------|-------------|----------|----------|
| | Illinois | 1 | - | 1 | - | - | - | - | - | - | - |
| | Idaho | - | - | - | - | - | - | - | - | - | - |
| | Western Ky. | - | 2 | 2 | - | - | - | 1-0 | 1-10 | - | - |
| | at Cincinnati | - | 1 | 1 | 0.5-3 | 0.5-3 | - | - | - | - | - |
| | at Nebraska | - | - | - | - | - | - | 1-0 | - | - | - |
| | Michigan | - | 2 | 2 | 0.5-1 | - | - | - | - | - | - |
| | Maryland | 3 | - | 3 | 1.0-4 | - | - | - | - | - | - |
| | at Rutgers | - | 2 | 2 | - | - | - | - | - | - | - |
| | Penn State | 1 | 1 | 2 | - | - | - | - | - | - | - |
| | at Ohio State | - | 1 | 1 | - | - | - | - | - | - | - |
| | at Michigan State | 2 | 1 | 3 | - | - | - | - | - | - | - |
| | Purdue | - | 1 | 1 | - | - | - | - | - | - | - |
| | Totals | 7 | 11 | 18 | 2.0-8 | 0.5-3 | - | 2-0 | 1-10 | - | - |

| 2021* | Opponent | Solo | Ast | Total | TFL | Sacks | FF | FR-Yds | Int-Yds | QBH | PBU |
|-------|---------------|----------|----------|----------|--------------|--------------|----------|------------|----------|----------|----------|
| | Hawaii | 2 | - | 2 | - | - | - | - | - | - | - |
| | LSU | - | - | - | - | - | - | - | - | - | - |
| | Fresno State | - | - | - | - | - | - | 1-0 | - | - | - |
| | at Stanford | - | - | - | - | - | - | - | - | - | - |
| | Arizona State | - | - | - | - | -DNP- | - | - | - | - | - |
| | at Arizona | 3 | - | 3 | 1.0-7 | 1.0-7 | - | - | - | - | - |
| | at Washington | - | 1 | 1 | - | - | - | - | - | - | - |
| | Oregon | - | - | - | - | -DNP- | - | - | - | - | - |
| | at Utah | - | - | - | - | -DNP- | - | - | - | - | - |
| | Colorado | - | - | - | - | - | - | - | - | - | - |
| | at USC | - | - | - | - | -DNP- | - | - | - | - | - |
| | California | - | - | - | - | -DNP- | - | - | - | - | - |
| | Totals | 5 | 1 | 6 | 1.0-7 | 1.0-7 | - | 1-0 | - | - | - |

| 2020* | Opponent | Solo | Ast | Total | TFL-Yds | Sacks | FF | FR-Yds | Int-Yds | QBH | PBU |
|-------|------------------|----------|----------|----------|--------------|----------|----------|----------|----------|----------|----------|
| | at Colorado | 1 | - | 1 | 1.0-1 | - | - | - | - | - | - |
| | California | - | - | - | - | -DNP- | - | - | - | - | - |
| | at Oregon | - | - | - | - | -DNP- | - | - | - | - | - |
| | Arizona | - | - | - | - | -DNP- | - | - | - | - | - |
| | at Arizona State | - | - | - | - | -DNP- | - | - | - | - | - |
| | USC | - | - | - | - | -DNP- | - | - | - | - | - |
| | Stanford | - | - | - | - | -DNP- | - | - | - | - | - |
| | Totals | 1 | - | 1 | 1.0-1 | - | - | - | - | - | - |



TAYVEN JACKSON

QB || 6-3 || 215 || R-FRESHMAN
GREENWOOD, INDIANA

2

CAREER NOTES & RECORDS

Appeared in three games in one season at Tennessee (2022) and redshirted his first collegiate season ... made collegiate debut against Ball State (9/1/22) ... first career score was a 1-yard rushing touchdown versus Akron (9/17/22) ... enrolled at Indiana in spring of 2023 ... made first career start vs. Indiana State (9/8/23) ... first career passing touchdown was 30-yard completion against Louisville (9/16/23).

2023 SEASON

Season: Appeared in six games with five starts ... made Indiana debut against No. 3/4 Ohio State (9/2) ... first career start came against Indiana State (9/8) ... one of 21 transfer student-athletes to make Indiana debut in 2023 ... one of 16 Hoosiers to make first career start.

Ohio State (9/2): Lone completion went for 24 yards to Cam Camper .. rushed three times for 11 yards. **Indiana State (9/8):** Started and went 18-for-21 passing with 236 passing yards ... scored first touchdown as a Hoosier on a 10-yard rush in the first quarter. **Louisville (9/16):** Posted a 24-for-34 passing day with 299 passing yards ... first career touchdown pass ... went for a 30-yard completion to Jaylin Lucas in the third quarter ... rushed eight times for 11 yards. **Akron (9/23):** Had an 11-for-26 passing day with 190 yards and a 12-yard touchdown pass to Cam Camper in the first overtime to tie the game 24-24. **at Maryland (9/30):** Logged a 17-for-29 day passing for with 113 yards. **at Michigan (10/14):** Threw for 52 yards on 7-for-13 passing.

T. JACKSON'S CAREER STATS - PASSING

| | GP/GS | Comp | Att | TD | INT | Yds | YPG | Long | High |
|---------------|------------|-----------|------------|----------|----------|------------|--------------|---------------|----------------|
| 2022 | 3/- | 4 | 5 | - | - | 37 | 12.3 | 22-AKR | 28-AKR |
| 2023 | 6/5 | 78 | 128 | 2 | 5 | 914 | 152.3 | 41-LOU | 299-LOU |
| IU | 6/5 | 78 | 128 | 2 | 5 | 914 | 152.3 | 41-LOU | 299-LOU |
| Totals | 9/5 | 82 | 131 | 2 | 5 | 951 | 105.7 | 41-LOU | 299-LOU |

T. JACKSON'S CAREER STATS - RUSHING

| | GP/GS | Car | Yds | YPC | YPG | TD | Long | High |
|---------------|------------|-----------|--------------|----------|----------|----------|---------------|---------------|
| 2022 | 3/- | 4 | 10 | 2.5 | 3.3 | 1 | 14-UTM | 9-UTM |
| 2023 | 6/5 | 28 | (-21) | - | - | 1 | 10-ISU | 11-OSU |
| IU | 6/5 | 28 | (-21) | - | - | 1 | 10-ISU | 11-OSU |
| Totals | 9/5 | 32 | (-21) | - | - | 2 | 14-UTM | 11-OSU |

T. JACKSON'S GAME-BY-GAME - PASSING

| 2023 | Opponent | Comp | Att | TD | INT | Pct. | Yds | Lg |
|------|----------------|-----------|------------|----------|----------|-------------|------------|-----------|
| | Ohio State | 1 | 5 | - | - | .200 | 24 | 24 |
| | Indiana State | 18 | 21 | - | - | .857 | 236 | 25 |
| | vs. Louisville | 24 | 34 | 1 | 1 | .706 | 299 | 41 |
| | Akron | 11 | 26 | 1 | 1 | .423 | 190 | 40 |
| | at Maryland | 17 | 29 | - | 1 | .586 | 113 | 22 |
| | at Michigan | 7 | 13 | - | 2 | .538 | 52 | 15 |
| | Rutgers | - | - | - | - | -DNP- | - | - |
| | at Penn State | - | - | - | - | -DNP- | - | - |
| | Wisconsin | - | - | - | - | -DNP- | - | - |
| | at Illinois | - | - | - | - | -DNP- | - | - |
| | Totals | 78 | 128 | 2 | 5 | .609 | 914 | 41 |

| 2022 | | | | | | | | |
|-------------------|------|-----|-------|-----|-------|-----|----|---|
| Opponent | Comp | Att | TD | INT | Pct. | Yds | Lg | |
| Ball State | - | - | - | - | - | - | - | - |
| Pittsburgh | | | -DNP- | | | | | |
| Akron | 2 | 2 | | - | 1.000 | 28 | 22 | |
| Florida | | | -DNP- | | | | | |
| at LSU | | | -DNP- | | | | | |
| Alabama | | | -DNP- | | | | | |
| UT Martin | 2 | 3 | | - | .667 | 9 | 9 | |
| Kentucky | | | -DNP- | | | | | |
| at Georgia | | | -DNP- | | | | | |
| Missouri | | | -DNP- | | | | | |
| at South Carolina | | | -DNP- | | | | | |
| at Vanderbilt | | | -DNP- | | | | | |
| at Clemson | | | -DNP- | | | | | |
| Totals | 4 | 5 | - | - | .800 | 37 | 22 | |

T. JACKSON'S GAME-BY-GAME - RUSHING

| 2023 | | | | | Rushing | | | |
|----------------|-----|-------|----|----|---------|--|--|--|
| Opponent | No. | Yds | TD | Lg | | | | |
| Ohio State | 3 | 11 | - | 6 | | | | |
| Indiana State | 6 | 9 | 1 | 10 | | | | |
| vs. Louisville | 8 | 11 | - | 7 | | | | |
| Akron | 6 | (-19) | - | 1 | | | | |
| at Maryland | 4 | (-22) | - | 2 | | | | |
| at Michigan | 1 | (-11) | - | - | | | | |
| Rutgers | | -DNP- | | | | | | |
| Totals | 28 | (-21) | 1 | 10 | | | | |

| 2022 | | | | | Rushing | | | |
|-------------------|-----|-------|----|----|---------|--|--|--|
| Opponent | No. | Yds | TD | Lg | | | | |
| Ball State | 1 | - | - | - | | | | |
| at Pittsburgh | | -DNP- | | | | | | |
| Akron | 1 | 1 | 1 | 1 | | | | |
| Florida | | -DNP- | | | | | | |
| at LSU | | -DNP- | | | | | | |
| Alabama | | -DNP- | | | | | | |
| UT Martin | 2 | 9 | - | 14 | | | | |
| Kentucky | | -DNP- | | | | | | |
| at Georgia | | -DNP- | | | | | | |
| Missouri | | -DNP- | | | | | | |
| at South Carolina | | -DNP- | | | | | | |
| at Vanderbilt | | -DNP- | | | | | | |
| at Clemson | | -DNP- | | | | | | |
| Totals | 4 | 10 | 1 | 14 | | | | |



NICK JAMES

DL || 6-2 || 285 || R-FRESHMAN

PATVILLIE, ALABAMA

99

CAREER NOTES & RECORDS

Redshirted in 2022 with four games played ... made collegiate debut versus Illinois (9/2/22).

2023 SEASON

Season: Appeared in all ten games ... seen time in the defensive line rotation.

Akron (9/23): Had one assisted tackle ... added one pass breakup. Rutgers (10/21): Posted two tackles ... sacked Gavin Wimsatt for a loss of six yards in the second quarter for first career sack.

JAMES' CAREER STATS

| | GP/GS | Solo | Ast | Ttl | TFL | Sacks | FF | FR-Yds | Int-Yds | QBH | PBU |
|--------|-------|------|-----|-----|-------|-------|----|--------|---------|-----|-----|
| 2022 | 4/- | 1 | 2 | 3 | - | - | - | - | - | - | - |
| 2023 | 10/- | 2 | 1 | 3 | 1.0-6 | 1.0-6 | - | - | - | - | 1 |
| Totals | 14/- | 3 | 3 | 6 | 1.0-6 | 1.0-6 | - | - | - | - | 1 |

JAMES' CAREER GAME-BY-GAME

| 2023 | | | | | | | | | | | |
|----------------|------|-----|-------|-------|-------|----|--------|---------|-----|-----|---|
| Opponent | Solo | Ast | Total | TFL | Sacks | FF | FR-Yds | Int-Yds | QBH | PBU | |
| Ohio State | - | - | - | - | - | - | - | - | - | - | - |
| Indiana State | - | - | - | - | - | - | - | - | - | - | - |
| vs. Louisville | - | - | - | - | - | - | - | - | - | - | - |
| Akron | - | 1 | 1 | - | - | - | - | - | - | - | 1 |
| at Maryland | - | - | - | - | - | - | - | - | - | - | - |
| at Michigan | - | - | - | - | - | - | - | - | - | - | - |
| Rutgers | 2 | - | 2 | 1.0-6 | 1.0-6 | - | - | - | - | - | - |
| at Penn State | - | - | - | - | - | - | - | - | - | - | - |
| Wisconsin | - | - | - | - | - | - | - | - | - | - | - |
| at Illinois | - | - | - | - | - | - | - | - | - | - | - |
| Totals | 2 | 1 | 3 | 1.0-6 | 1.0-6 | - | - | - | - | - | 1 |

| 2022 | | | | | | | | | | | | |
|-------------------|------|-----|-------|-----|-------|----|--------|---------|-----|-----|---|---|
| Opponent | Solo | Ast | Total | TFL | Sacks | FF | FR-Yds | Int-Yds | QBH | PBU | | |
| Illinois | - | 2 | 2 | - | - | - | - | - | - | - | - | - |
| Idaho | - | - | - | - | - | - | - | - | - | - | - | - |
| Western Ky. | - | - | - | - | - | - | - | - | - | - | - | - |
| at Cincinnati | | | | | -DNP- | | | | | | | |
| at Nebraska | | | | | -DNP- | | | | | | | |
| Michigan | 1 | - | 1 | - | - | - | - | - | - | - | - | - |
| Maryland | | | | | -DNP- | | | | | | | |
| at Rutgers | | | | | -DNP- | | | | | | | |
| Penn State | | | | | -DNP- | | | | | | | |
| at Ohio State | | | | | -DNP- | | | | | | | |
| at Michigan State | | | | | -DNP- | | | | | | | |
| Purdue | | | | | -DNP- | | | | | | | |
| Totals | 1 | 2 | 3 | - | - | - | - | - | - | - | - | - |



JAMIER JOHNSON

DB || 6-0 || 180 || JUNIOR

PASADENA, CALIFORNIA

9

CAREER NOTES & RECORDS

Appeared in 17 games with one start over two seasons at Texas (2021-22) ... transferred to Indiana in the spring of 2023.

2023 SEASON

Season: Appeared in two games ... made Indiana debut against No. 3/4 Ohio State (9/2) ... one of 21 transfer student-athletes to make Indiana debut in 2023.

Ohio State (9/2): Made two tackles in first appearance as a Hoosier. Louisville (9/16): Had two stops.

JA. JOHNSON'S CAREER STATS (* - at Texas)

| | GP/GS | Solo | Ast | Ttl | TFL | Sacks | FF | FR-Yds | Int-Yds | QBH | PBU |
|--------|-------|------|-----|-----|-----|-------|----|--------|---------|-----|-----|
| 2021* | 10/- | 1 | 1 | 2 | - | - | - | - | - | - | - |
| 2022* | 7/1 | 4 | 1 | 5 | - | - | - | - | - | - | 1 |
| 2023 | 2/- | 3 | 1 | 4 | - | - | - | - | - | - | - |
| IU | 2/- | 3 | 1 | 4 | - | - | - | - | - | - | - |
| Totals | 19/1 | 8 | 3 | 11 | - | - | - | - | - | - | 1 |

JA. JOHNSON'S CAREER GAME-BY-GAME (* - at Texas)

| 2023 | | | | | | | | | | | |
|----------------|------|-----|-------|----------------|-------|----|--------|---------|-----|-----|---|
| Opponent | Solo | Ast | Total | TFL | Sacks | FF | FR-Yds | Int-Yds | QBH | PBU | |
| Ohio State | 1 | 1 | 2 | - | - | - | - | - | - | - | - |
| Indiana State | | | | -DNP (Injury)- | | | | | | | |
| vs. Louisville | 2 | - | 2 | - | - | - | - | - | - | - | - |
| Akron | | | | -DNP (Injury)- | | | | | | | |
| at Maryland | | | | -DNP (Injury)- | | | | | | | |
| at Michigan | | | | -DNP (Injury)- | | | | | | | |
| Rutgers | | | | -DNP (Injury)- | | | | | | | |
| at Penn State | | | | -DNP (Injury)- | | | | | | | |
| Wisconsin | | | | -DNP (Injury)- | | | | | | | |
| at Illinois | | | | -DNP (Injury)- | | | | | | | |
| Totals | 3 | 1 | 4 | - | - | - | - | - | - | - | - |

| 2022* | | | | | | | | | | | |
|-----------------|------|-----|-------|--------|-------|----|--------|---------|-----|-----|---|
| Opponent | Solo | Ast | Total | TFL | Sacks | FF | FR-Yds | Int-Yds | QBH | PBU | |
| ULM | 2 | - | 2 | - | - | - | - | - | - | - | - |
| Alabama | - | - | - | - | - | - | - | - | - | - | - |
| UTSA | 2 | - | 2 | - | - | - | - | - | - | - | - |
| at Texas Tech | - | 1 | 1 | - | - | - | - | - | - | - | - |
| West Virginia | - | - | - | - | - | - | - | - | - | - | 1 |
| Oklahoma | | | | -DNP - | | | | | | | |
| Iowa St. | | | | -DNP - | | | | | | | |
| at Oklahoma St. | - | - | - | - | - | - | - | - | - | - | - |
| at Kansas St. | - | - | - | - | - | - | - | - | - | - | - |
| TCU | | | | -DNP - | | | | | | | |
| at Kansas | | | | -DNP - | | | | | | | |
| Baylor | | | | -DNP - | | | | | | | |
| vs. Washington | | | | -DNP - | | | | | | | |
| Totals | 4 | 1 | 5 | - | - | - | - | - | - | - | 1 |

2021*

| Opponent | Solo | Ast | Total | TFL | Sacks | FF | FR-Yds | Int-Yds | QBH | PBU |
|------------------|----------|----------|----------|----------|----------|----------|----------|----------|----------|----------|
| Louisiana | - | - | - | - | - | - | - | - | - | - |
| at Arkansas | - | - | - | - | - DNP - | - | - | - | - | - |
| Rice | - | - | - | - | - | - | - | - | - | - |
| Texas Tech | - | - | - | - | - | - | - | - | - | - |
| at TCU | 1 | - | 1 | - | - | - | - | - | - | - |
| Oklahoma | - | - | - | - | - | - | - | - | - | - |
| Oklahoma St. | - | - | - | - | - DNP - | - | - | - | - | - |
| at Baylor | - | - | - | - | - | - | - | - | - | - |
| at Iowa St. | - | - | - | - | - | - | - | - | - | - |
| Kansas | - | - | - | - | - | - | - | - | - | - |
| at West Virginia | - | 1 | 1 | - | - | - | - | - | - | - |
| Kansas St. | - | - | - | - | - | - | - | - | - | - |
| Totals | 1 | 1 | 2 | - | - | - | - | - | - | - |



JOJO JOHNSON

DB || 5-11 || 180 || R-SOPHOMORE
MERRILLVILLE, INDIANA

3

CAREER NOTES & RECORDS

Began career at the Notre Dame (2021) and redshirted due to injury (knee) ... played 2022 season at Iowa Western Community College and totaled 16 tackles, three interceptions and two pass breakups ... transferred to Indiana in the fall of 2023.

2023 SEASON

Season: Appeared in all ten games ... one of 21 transfer student-athletes to make Indiana debut in 2023 ... one of 14 Hoosiers to make collegiate debut in 2023.

Ohio State (9/2): Made collegiate debut on special teams. **Louisville (9/16):** Had his first career tackle in the second quarter. **Akron (9/23):** Logged one stop. **Wisconsin (11/4):** Charted two tackles and posted first career pass breakup. **at Illinois (11/11):** Notched three tackles.

JO. JOHNSON'S CAREER STATS

| | GP/GS | Solo | Ast | Ttl | TFL | Sacks | FF | FR-Yds | Int-Yds | QBH | PBU |
|---------------|-------------|----------|----------|----------|----------|----------|----------|----------|----------|----------|----------|
| 2023 | 10/- | 2 | 5 | 7 | - | - | - | - | - | - | 1 |
| Totals | 10/- | 2 | 5 | 7 | - | - | - | - | - | - | 1 |

JO. JOHNSON'S CAREER GAME-BY-GAME

2023

| Opponent | Solo | Ast | Total | TFL | Sacks | FF | FR-Yds | Int-Yds | QBH | PBU |
|----------------|----------|----------|----------|----------|----------|----------|----------|----------|----------|----------|
| Ohio State | - | - | - | - | - | - | - | - | - | - |
| Indiana State | - | - | - | - | - | - | - | - | - | - |
| vs. Louisville | - | 1 | 1 | - | - | - | - | - | - | - |
| Akron | - | 1 | 1 | - | - | - | - | - | - | - |
| at Maryland | - | - | - | - | - | - | - | - | - | - |
| at Michigan | - | - | - | - | - | - | - | - | - | - |
| Rutgers | - | - | - | - | - | - | - | - | - | - |
| at Penn State | - | - | - | - | - | - | - | - | - | - |
| Wisconsin | - | 2 | 2 | - | - | - | - | - | - | 1 |
| at Illinois | 2 | 1 | 3 | - | - | - | - | - | - | - |
| Totals | 2 | 5 | 7 | - | - | - | - | - | - | 1 |



ANTHONY JONES

LB || 6-4 || 255 || R-FRESHMAN
LAS VEGAS, NEVADA

4

CAREER NOTES & RECORDS

Appeared in two games over one season at Oregon (2022) and redshirted ... made collegiate debut and collected one tackle at Colorado (11/5/22).

2023 SEASON

Season: Appeared in all ten games with three starts ... made Indiana debut against No. 3/4 Ohio State (9/2) ... made first career start at Maryland (9/30) ... one of 21 transfer student-athletes to make Indiana debut in 2023 ... one of 17 Hoosiers to make first career start.

Ohio State (9/2): Saw snaps on defense and special teams in Indiana debut. **at Maryland (9/30):** Posted two tackles in first career start. **at Michigan (10/14):** Logged two solo tackles. **Rutgers (10/21):** Made one stop. **at Penn State (10/28):** Notched five stops. **at Illinois (11/11):** Combined with Philip Blidi to tackle Reggie Love III for a 1-yard loss in the third quarter.

A. JONES' CAREER STATS (*at Oregon)

| | GP/GS | Solo | Ast | Ttl | TFL | Sacks | FF | FR-Yds | Int-Yds | QBH | PBU |
|---------------|-------------|----------|----------|-----------|----------|----------|----------|----------|----------|----------|----------|
| 2022* | 2/- | 1 | - | 1 | - | - | - | - | - | - | - |
| 2023 | 10/3 | 7 | 4 | 11 | - | - | - | - | - | - | - |
| IU | 10/3 | 7 | 4 | 11 | - | - | - | - | - | - | - |
| Totals | 12/3 | 8 | 4 | 12 | - | - | - | - | - | - | - |

A. JONES' CAREER GAME-BY-GAME (*at Oregon)

2023

| Opponent | Solo | Ast | Total | TFL | Sacks | FF | FR-Yds | Int-Yds | QBH | PBU |
|----------------|----------|----------|-----------|--------------|----------|----------|----------|----------|----------|----------|
| Ohio State | - | - | - | - | - | - | - | - | - | - |
| Indiana State | - | - | - | - | - | - | - | - | - | - |
| vs. Louisville | - | - | - | - | - | - | - | - | - | - |
| Akron | - | - | - | - | - | - | - | - | - | - |
| at Maryland | 1 | 1 | 2 | - | - | - | - | - | - | - |
| at Michigan | 2 | - | 2 | - | - | - | - | - | - | - |
| Rutgers | 1 | - | 1 | - | - | - | - | - | - | - |
| at Penn State | 3 | 2 | 5 | - | - | - | - | - | - | - |
| Wisconsin | - | - | - | - | - | - | - | - | - | - |
| at Illinois | - | 1 | 1 | 0.5-1 | - | - | - | - | - | - |
| Totals | 7 | 4 | 11 | 0.5-1 | - | - | - | - | - | - |

2022*

| Opponent | Solo | Ast | Total | TFL | Sacks | FF | FR-Yds | Int-Yds | QBH | PBU |
|-----------------|----------|----------|----------|----------|----------|----------|----------|----------|----------|----------|
| Georgia | - | - | - | - | -DNP- | - | - | - | - | - |
| Eastern Wash. | - | - | - | - | -DNP- | - | - | - | - | - |
| BYU | - | - | - | - | -DNP- | - | - | - | - | - |
| at Wash St. | - | - | - | - | -DNP- | - | - | - | - | - |
| Stanford | - | - | - | - | -DNP- | - | - | - | - | - |
| at Arizona | - | - | - | - | -DNP- | - | - | - | - | - |
| UCLA | - | - | - | - | -DNP- | - | - | - | - | - |
| at California | - | - | - | - | -DNP- | - | - | - | - | - |
| at Colorado | 1 | - | 1 | - | - | - | - | - | - | - |
| Washington | - | - | - | - | -DNP- | - | - | - | - | - |
| Utah | - | - | - | - | -DNP- | - | - | - | - | - |
| at Oregon State | - | - | - | - | -DNP- | - | - | - | - | - |
| North Carolina | - | - | - | - | - | - | - | - | - | - |
| Totals | 1 | - | 1 | - | - | - | - | - | - | - |



COOPER JONES

OL || 6-6 || 310 || R-SOPHOMORE
VALPARAISO, INDIANA

78

CAREER NOTES & RECORDS

Redshirted in 2021 ... notched four tackles in 2022 as a defensive lineman ... moved from the defensive line to offensive line for the 2023 season.

2023 SEASON

Season: Appeared in all ten games ... seen time on special teams.



CAMDEN JORDAN

WR || 6-0 || 185 || R-SOPHOMORE
CARMEL, INDIANA

89

CAREER NOTES & RECORDS

Originally signed to play baseball at Louisville, before transferring to San Jacinto College to play baseball in spring 2022 ... joined Indiana as a walk-on in 2022 ... made first career appearance against No. 3/4 Ohio State (9/2/23) in 2023 season opener.

2023 SEASON

Season: Appeared in five games ... made first career appearance against No. 3/4 Ohio State (9/2) ... one of 14 Hoosiers to make collegiate debut in 2023.

Ohio State (9/2): Played on special teams in his first Indiana appearance.



MIKE KATIC
OL || 6-4 || 315 || R-SENIOR
PITTSBURGH, PENNSYLVANIA **56**

CAREER NOTES & RECORDS

Voted a team captain prior to 2023 season ... appeared in 36 career games with 34 starts ... 25 starts are at left guard ... redshirted his initial year on campus ... named IU's Offensive Newcomer of the Year in 2020 ... selected to the All-USA Pennsylvania team and Pittsburgh Post-Gazette WPIAL Player of the Year as a senior ... led the team to the 2017 state championship.

2023 SEASON

Season: Started all ten games at left guard.

Indiana State (9/8): Started at left guard and helped the offense produce 558 total yards of offense and five rushing touchdowns ... the most rushing scores by an Indiana offense since 2016 and the most of the Tom Allen era. **Louisville (9/16):** Helped protect the offense to 357 yards of total offense ... held strong for Tayven Jackson's 299 passing yards and passing touchdown ... paved the way for the team's 97-yard scoring drive in the third quarter, the longest by an Indiana team since a 98-yard drive in 2019 against Rutgers (Oct. 12). **at Penn State (10/28):** Guided the offense to 349 yards of total offense ... allowed Brendan Sorsby to throw for 269 yards and three touchdown passes ... two of Sorsby's touchdowns went for 60-plus yards, the first game since at least 1996 that Indiana recorded two 60-plus yard offensive touchdowns ... two 60-plus yard offensive touchdowns in the game mark the first time since 2014 an Indiana offense produced multiple scores in a game ... Sorsby's pass 90-yard touchdown pass from DeQuee Carter is tied for the third longest passing play in IU history. **at Illinois (11/11):** Helped protect the offense to 451 yards of total offense ... enabled Brendan Sorsby to post a 22-for-31 passing day with 289 yards and three touchdowns and two rushing touchdowns ... the team's 45 points were the most scored in a Big Ten game since Indiana put up 54 points at Purdue in 2015.



MAX LONGMAN
OL || 6-4 || 315 || R-SENIOR
PORTAGE, MICHIGAN **60**

CAREER NOTES & RECORDS

Started career at UMass ... missed entire 2019 season due to injury ... started four games at right guard during the pandemic shortened season ... started all 12 games in 2021 ... seven games at left tackle and five games at right tackle ... appeared in 11 games with eight starts in 2022 ... all eight starts came at left tackle.

2023 SEASON

Season: Appeared in three games with one start ... made his first start for Indiana against Louisville (9/16) ... made first appearance as a Hoosier against Indiana State (9/8) ... one of 21 transfer student-athletes to make Indiana debut in 2023.

Indiana State (9/8): Made IU debut ... helped the offense produce 558 total yards of offense and five rushing touchdowns ... the most rushing scores by an Indiana offense since 2016 and the most of the Tom Allen era. **Louisville (9/16):** Made first start as a Hoosier ... left in the first half due to injury.



BROC LOWRY
QB || 6-1 || 210 || FRESHMAN
CANFIELD, OHIO **14**

2023 SEASON

Season: Appeared in two games ... made collegiate debut versus Indiana State (9/8) ... one of 14 Hoosiers to make their collegiate debut ... one of seven true freshmen to make their Indiana debut this season.

Indiana State (9/8): Made collegiate debut on offense in the fourth quarter. **at Maryland (9/30):** Completed first collegiate pass attempt for eight yards on a fake punt.

LOWRY'S CAREER STATS - PASSING

| | GP/GS | Comp | Att | TD | INT | Yds | YPG | Long | High |
|---------------|------------|----------|----------|----------|----------|----------|------------|--------------|--------------|
| 2023 | 2/- | 1 | 1 | - | - | 8 | 4.0 | 8-UMD | 8-UMD |
| Totals | 2/- | 1 | 1 | - | - | 8 | 4.0 | 8-UMD | 8-UMD |

LOWRY'S GAME-BY-GAME - PASSING**2023**

| Opponent | Comp | Att | TD | INT | Pct. | Yds | Lg |
|----------------|----------|----------|----------|----------|--------------|----------|----------|
| Ohio State | - | - | - | -DNP- | - | - | - |
| Indiana State | - | - | - | - | - | - | - |
| vs. Louisville | - | - | - | -DNP- | - | - | - |
| Akron | - | - | - | -DNP- | - | - | - |
| at Maryland | 1 | 1 | - | - | 1.000 | 8 | 8 |
| at Michigan | - | - | - | -DNP- | - | - | - |
| Rutgers | - | - | - | -DNP- | - | - | - |
| at Penn State | - | - | - | -DNP- | - | - | - |
| Wisconsin | - | - | - | -DNP- | - | - | - |
| at Illinois | - | - | - | -DNP- | - | - | - |
| Totals | 1 | 1 | - | - | 1.000 | 8 | 8 |



JAYLIN LUCAS
RB/RS || 5-9 || 170 || SOPHOMORE
HOUMA, LOUISIANA **12**

CAREER NOTES & RECORDS

2022 Awards: Tabbed first-team All-America kick returner in 2022 by CBS Sports, Pro Football Focus, Walter Camp and USA Today ... garnered second-team All-America kick returner from the American Football Coaches Association ... named honorable mention All-America kick returner by Phil Steele ... selected Freshman All-America kick returner by The Athletic, Football Writers Association of America and Pro Football Focus ... tabbed 2022 Big Ten Rodgers-Dwight Return Specialist of the Year ... first Hoosier to earn the award (began in 2015) ... earned first-team All-Big Ten (return specialist) from the conference coaches and media panels ... tabbed All-Big Ten by the Associated Press (all-purpose), Phil Steele (kick returner) and PFF (kick returner) ... made first career start against No. 3/4 Ohio State (9/2/23) in 2023 season opener.

2023 SEASON

Season: Appeared in all ten games with seven starts ... made first career start vs. No. 3/4 Ohio State (9/2) ... seen time at running back, slot receiver, punt returner and kick off returner ... one of 17 Hoosiers to make first career start.

Ohio State (9/2): Made first career start ... had 11 rushes for 24 yards ... returned three kickoffs for 38 yards ... fielded first two career punt and combined for 51 yards ... long punt return went for 29 yards. **Indiana State (9/8):** Had first multi-touchdown game of his career ... had 88 rushing yards and two rushing touchdowns ... first Indiana running back to score two rushing touchdowns in a game since Shaun Shivers at Michigan State in 2022 ... posted four receptions for 39 yards. **Louisville (9/16):** Rushed eight times for 29 yards ... had 10 receptions for 98 yards and a touchdown ... first 10-reception game by a Hoosier running back since Stephen Houston had 12 catches (95 yards) at Purdue in 2012. **Akron (9/23):** Ran 13 times for 43 yards ... had two kickoff returns for 37 yards. **at Maryland (9/30):** Posted seven rushes for 28 yards ... had four catches for two receiving yards ... two kickoff returns for 79 yards ... long of 56 yards. **at Michigan (10/14):** Had five receptions for 56 yards ... made 44-yard touchdown reception on a wide receiver pass from Donaven McCulley in the first quarter ... had six rushes for six yards ... had two kickoff returns for 32 yards. **Rutgers (10/21):** Charted four carries for 29 yards ... made five receptions for 16 yards. **Wisconsin (11/4):** Tallied seven rushes for 15 yards ... made three catches for 13 yards ... returned three kickoffs for 64 yards. **at Illinois (11/11):** Rushed two times for eight yards ... caught one pass for 10 yards ... returned four kicks for 108 yards.

J. LUCAS' CAREER STATS - RUSHING

| | GP/GS | Car | Yds | YPC | YPG | TD | Long | High |
|---------------|-------------|------------|------------|------------|-------------|----------|---------------|----------------|
| 2022 | 11/- | 49 | 271 | 5.5 | 24.6 | 2 | 71-PUR | 100-PUR |
| 2023 | 10/7 | 69 | 263 | 3.8 | 26.3 | 2 | 25-ISU | 88-ISU |
| Totals | 21/7 | 118 | 536 | 4.5 | 25.5 | 4 | 71-PUR | 100-PUR |

J. LUCAS' CAREER STATS - RECEIVING

| | GP/GS | Rec | Yds | YPC | YPG | TD | Long | High |
|---------------|-------------|-----------|------------|------------|-------------|----------|----------------|----------------|
| 2022 | 11/- | 16 | 82 | 5.1 | 7.5 | - | 25-RUT | 39-RUT |
| 2023 | 10/7 | 33 | 235 | 7.1 | 23.5 | 1 | 44-MICH | 56-MICH |
| Totals | 21/7 | 49 | 317 | 6.5 | 15.1 | 1 | 44-MICH | 56-MICH |

J. LUCAS' CAREER STATS - KICK RETURNING

| | GP/GS | Ret | Yds | YPR | YPG | TD | Long | High |
|---------------|-------------|-----------|------------|-------------|-------------|----------|---------------|----------------|
| 2022 | 11/- | 21 | 591 | 28.1 | 53.7 | 2 | 93-RUT | 168-MSU |
| 2023 | 10/7 | 17 | 385 | 22.6 | 38.5 | - | 56-UMD | 108-ILL |
| Totals | 21/7 | 38 | 976 | 25.7 | 46.5 | 2 | 93-RUT | 168-MSU |

J. LUCAS' CAREER STATS - PUNT RETURNING

| | GP/GS | Ret | Yds | YPR | YPG | TD | Long | High |
|---------------|-------------|----------|-----------|------------|------------|----------|---------------|---------------|
| 2022 | 11/- | - | - | - | - | - | - | - |
| 2023 | 10/7 | 9 | 14 | 1.6 | 1.4 | - | 29-OSU | 51-OSU |
| Totals | 21/7 | 9 | 14 | 1.6 | 0.7 | - | 29-OSU | 51-OSU |

J. LUCAS' CAREER GAME-BY-GAME

| 2023 | Rushing | | | | Receiving | | | | Kick Returns | | | |
|----------------|-----------|------------|----------|-----------|-----------|------------|----------|-----------|--------------|------------|----------|-----------|
| Opponent | No. | Yds | TD | Lg | No. | Yds | TD | Lg | No. | Yds | TD | Lg |
| Ohio State | 11 | 24 | - | 4 | 1 | 1 | - | 1 | 3 | 38 | - | 16 |
| Indiana State | 10 | 88 | 2 | 25 | 4 | 39 | - | 24 | 1 | 27 | - | 27 |
| vs. Louisville | 8 | 29 | - | 11 | 10 | 98 | 1 | 30 | - | - | - | - |
| Akron | 13 | 43 | - | 14 | - | - | - | - | 2 | 37 | - | 34 |
| at Maryland | 7 | 28 | - | 9 | 4 | 2 | - | 8 | 2 | 79 | - | 56 |
| at Michigan | 6 | 6 | - | 4 | 5 | 56 | 1 | 44 | 2 | 32 | - | 18 |
| Rutgers | 4 | 29 | - | 15 | 5 | 16 | - | 8 | - | - | - | - |
| at Penn State | 1 | (-5) | - | - | - | - | - | - | - | - | - | - |
| Wisconsin | 7 | 15 | - | 9 | 3 | 13 | - | 10 | 3 | 64 | - | 33 |
| at Illinois | 2 | 8 | - | 8 | 1 | 10 | - | 10 | 4 | 108 | - | 38 |
| Totals | 69 | 263 | 2 | 25 | 33 | 235 | 1 | 44 | 17 | 385 | - | 56 |

| 2023 | Punt Returns | | | | Receiving | | | | Kick Returns | | | |
|----------------|--------------|-----------|----------|-----------|-----------|----------|----------|----------|--------------|----------|----------|----------|
| Opponent | No. | Yds | TD | Lg | No. | Yds | TD | Lg | No. | Yds | TD | Lg |
| Ohio State | 2 | 51 | - | 29 | - | - | - | - | - | - | - | - |
| Indiana State | 2 | (-17) | - | - | - | - | - | - | - | - | - | - |
| vs. Louisville | - | - | - | - | - | - | - | - | - | - | - | - |
| Akron | 1 | - | - | - | - | - | - | - | - | - | - | - |
| at Maryland | 2 | (-8) | - | - | - | - | - | - | - | - | - | - |
| at Michigan | - | - | - | - | - | - | - | - | - | - | - | - |
| Rutgers | 1 | (-3) | - | - | - | - | - | - | - | - | - | - |
| at Penn State | 1 | (-9) | - | - | - | - | - | - | - | - | - | - |
| Wisconsin | - | - | - | - | - | - | - | - | - | - | - | - |
| at Illinois | - | - | - | - | - | - | - | - | - | - | - | - |
| Totals | 9 | 14 | - | 29 | - | - | - | - | - | - | - | - |

| 2022 | Rushing | | | | Receiving | | | | Kick Returns | | | |
|-------------------|-----------|------------|----------|-----------|-----------|-----------|----------|-----------|--------------|------------|----------|-----------|
| Opponent | No. | Yds | TD | Lg | No. | Yds | TD | Lg | No. | Yds | TD | Lg |
| Illinois | - | - | - | - | -DNP- | - | - | - | - | - | - | - |
| Idaho | 4 | 16 | - | 5 | - | - | - | - | 1 | 38 | - | 38 |
| Western Ky. | - | - | - | - | 1 | 7 | - | 7 | 1 | 20 | - | 20 |
| at Cincinnati | - | - | - | - | 1 | 1 | - | 1 | 1 | 12 | - | 12 |
| at Nebraska | 3 | 39 | - | 34 | - | - | - | - | 1 | 21 | - | 21 |
| Michigan | 4 | 45 | - | 39 | 3 | 20 | - | 7 | 1 | 20 | - | 20 |
| Maryland | 7 | (-4) | - | 3 | 1 | 9 | - | 9 | 1 | 43 | - | 43 |
| at Rutgers | 6 | 27 | - | 8 | 3 | 39 | - | 25 | 3 | 124 | 1 | 93 |
| Penn State | 7 | 7 | 1 | 4 | 1 | 1 | - | 1 | 2 | 32 | - | 22 |
| at Ohio State | 6 | 17 | - | 10 | 1 | 6 | - | 6 | 4 | 82 | - | 24 |
| at Michigan State | 3 | 24 | - | 18 | - | - | - | - | 4 | 168 | 1 | 88 |
| Purdue | 9 | 100 | 1 | 71 | 5 | (-1) | - | 4 | 2 | 31 | - | 23 |
| Totals | 49 | 271 | 2 | 71 | 16 | 82 | - | 25 | 21 | 591 | 2 | 93 |



PATRICK LUCAS JR.
OL || 6-3 || 315 || R-SENIOR
PRATTVILLE, ALABAMA

51

CAREER NOTES & RECORDS

Appeared in 11 games in two seasons at Ole Miss (2019-20) ... appeared in all 20 games in time at Indiana.

2023 SEASON

Season: Appeared in all ten games with one start ... seen time in the defensive line rotation.

Louisville (9/16): Made two tackles. **at Maryland (9/30):** Notched three stops. **at Michigan (10/14):** Registered two tackles ... combined with Joshua Rudolph for tackle for loss in the fourth quarter. **Rutgers (10/21):** Registered three solo stops. **at Penn State (10/28):** Had two tackles. **at Illinois (11/11):** Made one stop.

P. LUCAS' CAREER STATS (* - at Ole Miss)

| | GP/GS | Solo | Ast | Ttl | TFL | Sacks | FF | FR-Yds | Int-Yds | QBH | PBU |
|---------------|-------------|-----------|-----------|-----------|--------------|----------|----------|----------|----------|----------|----------|
| 2019* | 4/- | - | 3 | 3 | - | - | - | - | - | - | - |
| 2020* | 7/- | 2 | 1 | 3 | - | - | - | - | - | - | - |
| 2021* | - | - | - | - | -DNP- | - | - | - | - | - | - |
| 2022 | 12/1 | 8 | 9 | 17 | 0.5-1 | - | - | - | - | - | - |
| 2023 | 10/1 | 7 | 6 | 13 | 0.5-1 | - | - | - | - | - | - |
| IU | 22/2 | 15 | 15 | 30 | 1.0-2 | - | - | - | - | - | - |
| Totals | 33/2 | 17 | 19 | 36 | 1.0-2 | - | - | - | - | - | - |

P. LUCAS' CAREER GAME-BY-GAME (* - at Ole Miss)

| 2023 | Opponent | Solo | Ast | Total | TFL | Sacks | FF | FR-Yds | Int-Yds | QBH | PBU |
|---------------|----------------|----------|----------|-----------|--------------|----------|----------|----------|----------|----------|----------|
| | Ohio State | - | - | - | - | - | - | - | - | - | - |
| | Indiana State | - | - | - | - | - | - | - | - | - | - |
| | vs. Louisville | 1 | 1 | 2 | - | - | - | - | - | - | - |
| | Akron | - | - | - | - | - | - | - | - | - | - |
| | at Maryland | 2 | 1 | 3 | - | - | - | - | - | - | - |
| | at Michigan | - | 2 | 2 | 0.5-1 | - | - | - | - | - | - |
| | Rutgers | 3 | - | 3 | - | - | - | - | - | - | - |
| | at Penn State | 1 | 1 | 2 | - | - | - | - | - | - | - |
| | Wisconsin | - | - | - | - | - | - | - | - | - | - |
| | at Illinois | - | 1 | 1 | - | - | - | - | - | - | - |
| Totals | | 7 | 6 | 13 | 0.5-1 | - | - | - | - | - | - |

| 2022 | Opponent | Solo | Ast | Total | TFL | Sacks | FF | FR-Yds | Int-Yds | QBH | PBU |
|---------------|-------------------|----------|----------|-----------|--------------|----------|----------|----------|----------|----------|----------|
| | Illinois | 1 | 1 | 2 | - | - | - | - | - | - | - |
| | Idaho | 1 | - | 1 | - | - | - | - | - | - | - |
| | Western Ky. | - | - | - | - | - | - | - | - | - | - |
| | at Cincinnati | - | - | - | - | - | - | - | - | - | - |
| | at Nebraska | 1 | - | 1 | - | - | - | - | - | - | - |
| | Michigan | 2 | - | 2 | - | - | - | - | - | - | - |
| | Maryland | 2 | - | 2 | - | - | - | - | - | - | - |
| | at Rutgers | 1 | 1 | 2 | 0.5-1 | - | - | - | - | - | - |
| | Penn State | - | - | - | - | - | - | - | - | - | - |
| | at Ohio State | - | - | - | - | - | - | - | - | - | - |
| | at Michigan State | - | 7 | 7 | - | - | - | - | - | - | - |
| | Purdue | - | - | - | - | - | - | - | - | - | - |
| Totals | | 8 | 9 | 17 | 0.5-1 | - | - | - | - | - | - |

| 2020* | Opponent | Solo | Ast | Total | TFL | Sacks | FF | FR-Yds | Int-Yds | QBH | PBU |
|---------------|-------------------|----------|----------|----------|----------|----------|----------|----------|----------|----------|----------|
| | Florida | 1 | - | 1 | - | - | - | - | - | - | - |
| | at Kentucky | - | - | - | - | - | - | - | - | - | - |
| | at Alabama | - | - | - | - | - | - | - | - | - | - |
| | at Arkansas | - | - | - | - | - | - | - | - | - | - |
| | Auburn | - | - | - | - | -DNP- | - | - | - | - | - |
| | at Vanderbilt | 1 | 1 | 2 | - | - | - | - | - | - | - |
| | South Carolina | - | - | - | - | - | - | - | - | - | - |
| | Mississippi State | - | - | - | - | -DNP- | - | - | - | - | - |
| | at LSU | - | - | - | - | - | - | - | - | - | - |
| | Indiana | - | - | - | - | -DNP- | - | - | - | - | - |
| Totals | | 2 | 1 | 3 | - | - | - | - | - | - | - |

| 2019* | Opponent | Solo | Ast | Total | TFL | Sacks | FF | FR-Yds | Int-Yds | QBH | PBU |
|---------------|--------------------|----------|----------|----------|----------|----------------|----------|----------|----------|----------|----------|
| | at Memphis | - | - | - | - | -DNP- | - | - | - | - | - |
| | Arkansas | - | - | - | - | - | - | - | - | - | - |
| | Southeastern La. | - | - | - | - | - | - | - | - | - | - |
| | Cal | - | 3 | 3 | - | - | - | - | - | - | - |
| | at Alabama | - | - | - | - | - | - | - | - | - | - |
| | Vanderbilt | - | - | - | - | -DNP (injury)- | - | - | - | - | - |
| | at Missouri | - | - | - | - | -DNP (injury)- | - | - | - | - | - |
| | Texas A&M | - | - | - | - | -DNP (injury)- | - | - | - | - | - |
| | at Auburn | - | - | - | - | -DNP (injury)- | - | - | - | - | - |
| | New Mexico St. | - | - | - | - | -DNP (injury)- | - | - | - | - | - |
| | LSU | - | - | - | - | -DNP (injury)- | - | - | - | - | - |
| | at Mississippi St. | - | - | - | - | -DNP (injury)- | - | - | - | - | - |
| Totals | | - | 3 | 3 | - | - | - | - | - | - | - |



BRAY LYNCH
OL || 6-5 || 310 || R-FRESHMAN
AUSTIN, TEXAS

74

CAREER NOTES & RECORDS

Redshirted in 2022 and played in four games ... made collegiate debut against Idaho (9/10/22).

2023 SEASON

Season: Appeared in four games ... seen time on the offensive line and special teams.



JACOB MANGUM-FARRAR

LB || 6-4 || 240 || R-SENIOR+
SUGAR LAND, TEXAS

7

CAREER NOTES & RECORDS

Appeared in 26 games with 11 starts over five seasons at Stanford (2018-22) ... redshirted in 2018 at Stanford ... transferred to Indiana in spring of 2023.

2023 SEASON

Season: Started all ten games ... one of 21 transfer student-athletes to make Indiana debut in 2023.

Ohio State (9/2): Charted five tackles and two pass breakups in Indiana debut ... made first start as a Hoosier. **Indiana State (9/8):** Logged three tackles. **Louisville (9/16):** Made seven stops. **Akron (9/23):** Registered eight tackles ... had one tackle for loss in the third quarter. **at Maryland (9/30):** Posted one solo tackle. **at Michigan (10/14):** Notched five tackles and one pass breakup. **Rutgers (10/21):** Collected three solo stops. **at Penn State (10/28):** Totaled four tackles ... had one tackle for loss. **Wisconsin (11/4):** Tallied five tackles and one pass breakup. **at Illinois (11/11):** Charted nine tackles ... brought Isaiah Williams down for a 1-yard loss in the first quarter.

MANGUM-FARRAR'S CAREER STATS (* at Stanford)

| | GP/GS | Solo | Ast | Ttl | TFL | Sacks | FF | FR-Yds | Int-Yds | QBH | PBU |
|---------------|--------------|-----------|-----------|------------|---------------|--------------|----------|--------|---------|----------|----------|
| 2018* | 4/- | - | - | - | - | - | - | - | - | - | - |
| 2019* | 2/- | - | 2 | 2 | - | - | - | - | - | - | - |
| 2020* | | | | | | - DNP - | | | | | |
| 2021* | 11/4 | 19 | 22 | 41 | 3.0-6 | 1.0-3 | - | - | - | - | 1 |
| 2022* | 9/7 | 20 | 24 | 44 | 1.5-2 | - | 1 | - | - | - | 2 |
| 2023 | 10/10 | 25 | 25 | 50 | 3.0-4 | - | - | - | - | 3 | 4 |
| IU | 10/10 | 25 | 25 | 50 | 3.0-4 | - | - | - | - | 3 | 4 |
| Totals | 36/21 | 64 | 73 | 137 | 7.5-12 | 1.0-3 | 1 | - | - | 3 | 7 |

MANGUM-FARRAR'S CAREER GAME-BY-GAME (* at Stanford)

| 2023 | Opponent | Solo | Ast | Total | TFL | Sacks | FF | FR-Yds | Int-Yds | QBH | PBU |
|------|----------------|-----------|-----------|-----------|--------------|-------|----|--------|---------|----------|----------|
| | Ohio State | 3 | 2 | 5 | - | - | - | - | - | - | 2 |
| | Indiana State | 1 | 2 | 3 | - | - | - | - | - | 1 | - |
| | vs. Louisville | 3 | 4 | 7 | - | - | - | - | - | - | - |
| | Akron | 4 | 4 | 8 | 1.0-1 | - | - | - | - | 1 | - |
| | at Maryland | 1 | - | 1 | - | - | - | - | - | - | - |
| | at Michigan | 2 | 3 | 5 | - | - | - | - | - | - | 1 |
| | Rutgers | 3 | - | 3 | - | - | - | - | - | - | - |
| | at Penn State | 3 | 1 | 4 | 1.0-2 | - | - | - | - | 1 | - |
| | Wisconsin | 2 | 3 | 5 | - | - | - | - | - | - | 1 |
| | at Illinois | 3 | 6 | 9 | 1.0-1 | - | - | - | - | - | - |
| | Totals | 25 | 25 | 50 | 3.0-4 | - | - | - | - | 3 | 4 |

2022*

| Opponent | Solo | Ast | Total | TFL | Sacks | FF | FR-Yds | Int-Yds | QBH | PBU |
|----------------|-----------|-----------|-----------|--------------|---------|----------|--------|---------|----------|----------|
| Colgate | 1 | 4 | 5 | - | - | 1 | - | - | - | 1 |
| USC | 4 | 2 | 6 | - | - | - | - | - | 1 | 1 |
| at Washington | 4 | 1 | 5 | - | - | - | - | - | - | - |
| at Oregon | 1 | 1 | 2 | - | - | - | - | - | - | - |
| Oregon St. | 2 | 1 | 3 | - | - | - | - | - | - | - |
| at Notre Dame | 2 | 8 | 10 | 0.5-1 | - | - | - | - | - | 1 |
| Arizona St. | 3 | 3 | 6 | - | - | - | - | - | - | - |
| at UCLA | | | | | - DNP - | | | | | |
| Washington St. | | | | | - DNP - | | | | | |
| at Utah | | | | | - DNP - | | | | | |
| at California | 1 | - | 1 | 1.0-1 | - | - | - | - | - | - |
| BYU | 2 | 4 | 6 | - | - | - | - | - | - | - |
| Totals | 20 | 24 | 44 | 1.5-2 | | 1 | - | - | 1 | 2 |

2021*

| Opponent | Solo | Ast | Total | TFL | Sacks | FF | FR-Yds | Int-Yds | QBH | PBU |
|-------------------|-----------|-----------|-----------|--------------|--------------|----|--------|---------|-----|----------|
| Kansas St. | | | | | - DNP - | | | | | |
| at USC | 2 | - | 2 | - | - | - | - | - | - | - |
| at Vanderbilt | - | 2 | 2 | - | - | - | - | - | - | - |
| UCLA | 1 | 3 | 4 | - | - | - | - | - | - | - |
| Oregon | 6 | 2 | 8 | - | - | - | - | - | - | - |
| at Arizona St. | 1 | - | 1 | 1.0-3 | 1.0-3 | - | - | - | - | - |
| at Washington St. | - | - | - | - | - | - | - | - | - | - |
| Washington | - | - | - | - | - | - | - | - | - | - |
| Utah | 4 | 3 | 7 | 1.0-1 | - | - | - | - | - | - |
| at Oregon St. | 4 | 8 | 12 | 1.0-2 | - | - | - | - | - | - |
| California | 1 | 2 | 3 | - | - | - | - | - | - | - |
| Notre Dame | - | 2 | 2 | - | - | - | - | - | - | 1 |
| Totals | 19 | 22 | 41 | 3.0-6 | 1.0-3 | - | - | - | - | 1 |

2019*

| Opponent | Solo | Ast | Total | TFL | Sacks | FF | FR-Yds | Int-Yds | QBH | PBU |
|-------------------|------|----------|----------|-----|---------|----|--------|---------|-----|-----|
| Northwestern | - | 2 | 2 | - | - | - | - | - | - | 1 |
| at USC | - | - | - | - | - | - | - | - | - | - |
| at UFC | | | | | - DNP - | | | | | |
| Oregon | | | | | - DNP - | | | | | |
| at Oregon St. | | | | | - DNP - | | | | | |
| Washington | | | | | - DNP - | | | | | |
| UCLA | | | | | - DNP - | | | | | |
| Arizona | | | | | - DNP - | | | | | |
| at Colorado | | | | | - DNP - | | | | | |
| at Washington St. | | | | | - DNP - | | | | | |
| California | | | | | - DNP - | | | | | |
| Notre Dame | | | | | - DNP - | | | | | |
| Totals | - | 2 | 2 | - | - | - | - | - | - | - |

2018*

| Opponent | Solo | Ast | Total | TFL | Sacks | FF | FR-Yds | Int-Yds | QBH | PBU |
|----------------|------|-----|-------|-----|---------|----|--------|---------|-----|-----|
| San Diego St. | | | | | - DNP - | | | | | |
| USC | | | | | - DNP - | | | | | |
| UC Davis | | | | | - DNP - | | | | | |
| at Oregon | | | | | - DNP - | | | | | |
| at Notre Dame | | | | | - DNP - | | | | | |
| Utah | | | | | - DNP - | | | | | |
| at Arizona St. | | | | | - DNP - | | | | | |
| Washington St. | | | | | - DNP - | | | | | |
| at Washington | | | | | - DNP - | | | | | |
| Oregon State | - | - | - | - | - | - | - | - | - | - |
| at UCLA | - | - | - | - | - | - | - | - | - | - |
| at California | - | - | - | - | - | - | - | - | - | - |
| vs. Pittsburgh | - | - | - | - | - | - | - | - | - | - |
| Totals | - | - | - | - | - | - | - | - | - | - |



DERIN MCCULLEY

WR || 6-0 || 170 || R-JUNIOR
INDIANAPOLIS, INDIANA

10

CAREER NOTES & RECORDS

Appeared in nine games over four seasons at Ball State (2019-22) ... redshirted in 2019 ... transferred to Indiana in the summer of 2023 ... moved from defensive back to wide receiver in 2022.

2023 SEASON

Season: Appeared in six games ... made first appearance as a Hoosier at Maryland (9/30) ... one of 21 transfer student-athletes to make Indiana debut in 2023.

at Maryland (9/30): Logged special teams snaps in first appearance as a Hoosier.

De. McCULLEY'S CAREER STATS - RECEIVING (* at Ball State)

| | GP/GS | Rec | Yds | YPR | YPG | TD | Long | High |
|---------------|-------------|-----|-----|-------|-----|----|------|------|
| 2019* | | | | -DNP- | | | | |
| 2020* | 1/- | - | - | - | - | - | - | - |
| 2021* | 3/- | - | - | - | - | - | - | - |
| 2022* | 5/- | - | - | - | - | - | - | - |
| 2023 | 6/- | - | - | - | - | - | - | - |
| Totals | 14/- | - | - | - | - | - | - | - |

NOTES: Notched two tackles in 2021 ... had three kick returns for 57 yards in 2022 ... long return of 23 yards.



DONAVEN McCULLEY

WR || 6-5 || 200 || JUNIOR

INDIANAPOLIS, INDIANA

1

CAREER NOTES & RECORDS

Moved from quarterback to wide receiver during spring practice in 2022 ... made first career start at quarterback on the road against Maryland (10/30/21) and accounted for a pair of touchdown passes ... third true freshman quarterback in Indiana history to start a game (**Tre Roberson**, 2011; **Zander Diamond**, 2014) and the sixth to see game action (**Tim Clifford**, 1977; **Nate Sudfeld**, 2012; **Michael Penix Jr.**, 2018).

2023 SEASON

Season: Appeared in all ten games with nine starts ... first start at wide receiver came against Indiana State (9/8) ... had first 100-yard receiving game of his career at Illinois (11/11).

Ohio State (9/2): Made one catch for six yards. **Indiana State (9/8):** Made his first career start at receiver ... 58 receiving yards in a game on four receptions. **Louisville (9/16):** Had four catches for 39 yards. **Akron (9/23):** Hauled in three catches for 26 yards ... had two rushes for one yard. **at Maryland (9/30):** Logged six catches for 79 yards ... caught an 11-yard touchdown in the fourth quarter. **at Michigan (10/14):** Connected with Jaylin Lucas on a 44-yard touchdown pass in the first quarter ... caught four passes for 16 yards. **at Penn State (10/28):** Recorded four catches for 96 yards ... had a 69-yard touchdown reception in the second quarter. **Wisconsin (11/4):** Charted five receptions for 67 yards ... long reception of 32 yards ... caught a 7-yard touchdown pass with 41 seconds left in the second quarter. **at Illinois (11/11):** Tallied 11 catches for 137 yards with two touchdowns ... both touchdown receptions were 6-yard catches in the second quarter.

Do. McCULLEY'S CAREER STATS - RECEIVING

| | GP/GS | Rec | Yds | YPR | YPG | TD | Long | High |
|--------|-------|-----|-----|------|------|----|--------|---------|
| 2021 | 7/4 | - | - | - | - | - | - | - |
| 2022 | 12/- | 16 | 169 | 10.6 | 14.1 | 1 | 48-WKU | 53-WKU |
| 2023 | 10/9 | 40 | 534 | 13.4 | 53.4 | 5 | 69-PSU | 137-ILL |
| Totals | 29/13 | 56 | 693 | 12.4 | 23.9 | 5 | 69-PSU | 137-ILL |

Do. McCULLEY'S CAREER STATS - RUSHING

| | GP/GS | Car | Yds | YPC | YPG | TD | Long | High |
|--------|-------|-----|------|-----|------|----|---------|---------|
| 2021 | 7/4 | 64 | 135 | 2.1 | 19.3 | 2 | 24-MICH | 37-MICH |
| 2022 | 12/- | 4 | 5 | 1.3 | 0.5 | 1 | 4-IDA | 4-IDA |
| 2023 | 10/9 | 3 | (-1) | - | - | - | 1-AKR | 1-AKR |
| Totals | 29/13 | 71 | 140 | 2.0 | 4.8 | 3 | 24-MICH | 37-MICH |

Do. McCULLEY'S CAREER STATS - PASSING

| | GP/GS | Comp | Att | TD | INT | Yds | YPG | Long | High |
|--------|-------|------|-----|----|-----|-----|------|---------|---------|
| 2021 | 7/4 | 35 | 82 | 2 | 2 | 475 | 67.9 | 52-UMD | 242-UMD |
| 2022 | 12/- | 1 | 1 | - | - | 23 | 2.1 | 23-UMD | 23-UMD |
| 2023 | 10/9 | 1 | 1 | 1 | - | 44 | 4.9 | 44-MICH | 44-MICH |
| Totals | 29/13 | 37 | 84 | 3 | 2 | 542 | 2.9 | 52-UMD | 242-UMD |

Do. McCULLEY'S GAME-BY-GAME

| 2023 | Rushing | | | | Receiving | | | |
|----------------|---------|------|----|----|-----------|-----|----|----|
| Opponent | No. | Yds | TD | Lg | No. | Yds | TD | Lg |
| Ohio State | - | - | - | - | 1 | 6 | - | 6 |
| Indiana State | - | - | - | - | 4 | 58 | - | 19 |
| vs. Louisville | - | - | - | - | 4 | 39 | - | 24 |
| Akron | 2 | 1 | - | 1 | 3 | 26 | - | 11 |
| at Maryland | - | - | - | - | 6 | 79 | 1 | 22 |
| at Michigan | - | - | - | - | 2 | 16 | - | 10 |
| Rutgers | 1 | (-2) | - | - | - | - | - | - |
| at Penn State | - | - | - | - | 4 | 96 | 1 | 69 |
| Wisconsin | - | - | - | - | 5 | 67 | 1 | 32 |
| at Illinois | - | - | - | - | 11 | 137 | 2 | 41 |
| Totals | 3 | (-1) | - | 1 | 40 | 534 | 5 | 69 |

NOTE: Went 1-for-1 passing for 44 yards and one touchdown at Michigan.

| 2022 Opponent | Rushing | | | | Receiving | | | |
|-------------------|---------|-----|----|----|-----------|-----|----|----|
| | No. | Yds | TD | Lg | No. | Yds | TD | Lg |
| Illinois | - | - | - | - | 1 | 1 | - | 1 |
| Idaho | 1 | 4 | 1 | 4 | 1 | 15 | - | 15 |
| Western Ky. | - | - | - | - | 2 | 53 | - | 48 |
| at Cincinnati | 1 | 1 | - | 1 | 2 | 16 | - | 10 |
| at Nebraska | 1 | - | - | - | - | - | - | - |
| Michigan | 1 | - | - | - | 3 | 18 | - | 7 |
| Maryland | - | - | - | - | 3 | 9 | - | 6 |
| at Rutgers | - | - | - | - | 1 | - | - | - |
| Penn State | - | - | - | - | 2 | 15 | - | 10 |
| at Ohio State | - | - | - | - | 1 | 19 | 1 | 19 |
| at Michigan State | - | - | - | - | - | - | - | - |
| Purdue | - | - | - | - | 1 | 23 | - | 23 |
| Totals | 4 | 5 | 1 | 4 | 16 | 169 | 1 | 48 |

NOTE: Went 1-for-1 passing for 23 yards against Maryland.



TYRIK McDANIEL

DB || 6-1 || 195 || R-JUNIOR

COLUMBIA, SOUTH CAROLINA

17

CAREER NOTES & RECORDS

Appeared in 13 games in two seasons at Old Dominion (2020-21) ... redshirted in 2020 while at ODU ... spent one season at Independence Community College in 2022 before transferring to Indiana.

2023 SEASON

Season: Appeared in all ten games ... made Indiana debut against Ohio State (9/2) ... one of 21 transfer student-athletes to make Indiana debut in 2023.

Ohio State (9/2): Logged snaps on special teams and defense in first appearance as a Hoosier. **at Penn State (10/28):** Posted one solo stop.

McDANIEL'S CAREER STATS (* - at Old Dominion)

| | GP/GS | Solo | Ast | Ttl | TFL | Sacks | FF | FR-Yds | Int-Yds | QBH | PBU |
|--------|-------|------|-----|-----|-----|---------------------|----|--------|---------|-----|-----|
| 2020* | | | | | | -DNP (Redshirt)- | | | | | |
| 2021* | 13/- | 7 | 3 | 10 | - | - | - | - | - | - | - |
| 2022* | | | | | | -Independence C.C.- | | | | | |
| 2023 | 10/- | 1 | - | 1 | - | - | - | - | - | - | - |
| IU | 10/- | 1 | - | 1 | - | - | - | - | - | - | - |
| Totals | 23/- | 8 | 3 | 11 | - | - | - | - | - | - | - |

McDANIEL'S CAREER GAME-BY-GAME (* - at Old Dominion)

| 2023 | Opponent | Solo | Ast | Total | TFL | Sacks | FF | FR-Yds | Int-Yds | QBH | PBU |
|--------|------------------|------|-----|-------|-----|-------|----|--------|---------|-----|-----|
| | Ohio State | - | - | - | - | - | - | - | - | - | - |
| | Indiana State | - | - | - | - | - | - | - | - | - | - |
| | vs. Louisville | - | - | - | - | - | - | - | - | - | - |
| | Akron | - | - | - | - | - | - | - | - | - | - |
| | at Maryland | - | - | - | - | - | - | - | - | - | - |
| | at Michigan | - | - | - | - | - | - | - | - | - | - |
| | Rutgers | - | - | - | - | - | - | - | - | - | - |
| | at Penn State | 1 | - | 1 | - | - | - | - | - | - | - |
| | Wisconsin | - | - | - | - | - | - | - | - | - | - |
| | at Illinois | - | - | - | - | - | - | - | - | - | - |
| Totals | | 1 | - | 1 | - | - | - | - | - | - | - |
| 2021* | Opponent | Solo | Ast | Total | TFL | Sacks | FF | FR-Yds | Int-Yds | QBH | PBU |
| | at Wake Forest | 1 | - | 1 | - | - | - | - | - | - | - |
| | Hampton | 1 | - | 1 | - | - | - | - | - | - | - |
| | at Liberty | - | 1 | 1 | - | - | - | - | - | - | - |
| | Buffalo | 2 | - | 2 | - | - | - | - | - | - | - |
| | at UTEP | 1 | - | 1 | - | - | - | - | - | - | - |
| | at Marshall | - | - | - | - | - | - | - | - | - | - |
| | Western Ky. | - | 1 | 1 | - | - | - | - | - | - | - |
| | Louisiana Tech | 1 | - | 1 | - | - | - | - | - | - | - |
| | at FIU | - | - | - | - | - | - | - | - | - | - |
| | Florida Atlantic | - | 1 | 1 | - | - | - | - | - | - | - |
| | at Middle Tenn. | - | - | - | - | - | - | - | - | - | - |
| | Charlotte | 2 | - | 2 | - | - | - | - | - | - | - |
| | vs. Tulsa | - | - | - | - | - | - | - | - | - | - |
| Totals | | 7 | 3 | 10 | - | - | - | - | - | - | - |



ANTHONY MILLER JR.

TE || 6-5 || 265 || FRESHMAN

DULTUH, GEORGIA

85

2023 SEASON

Season: Appeared in two games ... made collegiate debut at Maryland (9/30) ... one of 14 Hoosiers to make their collegiate debut ... one of seven true freshmen to make their Indiana debut this season.

at Maryland (9/30): Made collegiate debut on special teams.



JAXON MILLER

LS || 6-0 || 250 || R-FRESHMAN
INDIANAPOLIS, INDIANA

97

CAREER NOTES & RECORDS

Transferred from Army to Indiana ... joined Indiana in summer 2023.

2023 SEASON

Season: Appeared in two games ... made collegiate debut versus Indiana State (9/8) ... one of 14 Hoosiers to make collegiate debut ... one of 21 transfer-student-athletes to make their Indiana debut in 2023.

Indiana State (9/8): Appeared on kickoff coverage in collegiate debut.



KOBE MINOR

DB || 6-0 || 185 || R-JUNIOR
DALLAS, TEXAS

5

CAREER NOTES & RECORDS

Appeared in 23 games over three seasons at Texas Tech (2020-22) ... redshirted 2020 season at TTU ... transferred to Indiana in the spring of 2023.

2023 SEASON

Season: Appeared in nine games with seven starts ... first career start came against Louisville (9/16) ... made Hoosier debut against No. 3/4 Ohio State (9/2) ... one of 21 transfer student-athletes to make Indiana debut in 2023 ... one of 17 Hoosiers to make first career start.

Ohio State (9/2): Logged six tackles in Indiana debut ... added one pass breakup. **Louisville (9/16):** Had two stops in first career start. **Akron (9/23):** Charted three tackles ... added one pass breakup. **at Maryland (9/30):** Notched two solo tackles ... had one pass breakup. **at Michigan (10/14):** Made two solo stops. **Rutgers (10/21):** Registered one tackle. **at Penn State (10/28):** Registered one tackle. **at Illinois (11/11):** Posted five tackles and one pass breakup.

K. MINOR'S CAREER STATS (* at Texas Tech)

| | GP/GS | Solo | Ast | Ttl | TFL | Sacks | FF | FR-Yds | Int-Yds | QBH | PBU |
|---------------|-------------|-----------|----------|-----------|-----|-------|----|--------|---------|-----|----------|
| 2020* | 1/- | - | - | - | - | - | - | - | - | - | - |
| 2021* | 10/- | 1 | - | 1 | - | - | - | - | - | - | - |
| 2022* | 12/- | 9 | 3 | 12 | - | - | - | - | - | - | 2 |
| 2023 | 9/7 | 16 | 6 | 22 | - | - | - | - | - | - | 4 |
| IU | 9/7 | 16 | 6 | 22 | - | - | - | - | - | - | 6 |
| Totals | 32/7 | 26 | 9 | 35 | - | - | - | - | - | - | 6 |

K. MINOR'S CAREER GAME-BY-GAME (* at Texas Tech)

| 2023 | Opponent | Solo | Ast | Total | TFL | Sacks | FF | FR-Yds | Int-Yds | QBH | PBU |
|------|----------------|-----------|----------|-----------|-----|-------|----|--------|---------|-----|----------|
| | Ohio State | 4 | 2 | 6 | - | - | - | - | - | - | 1 |
| | Indiana State | - | - | - | - | - | - | - | - | - | - |
| | vs. Louisville | 1 | 1 | 2 | - | - | - | - | - | - | - |
| | Akron | 2 | 1 | 3 | - | - | - | - | - | - | 1 |
| | at Maryland | 2 | - | 2 | - | - | - | - | - | - | 1 |
| | at Michigan | 2 | - | 2 | - | - | - | - | - | - | - |
| | Rutgers | 1 | - | 1 | - | - | - | - | - | - | - |
| | at Penn State | 1 | - | 1 | - | - | - | - | - | - | - |
| | Wisconsin | - | - | - | - | - | - | - | - | - | - |
| | at Illinois | 3 | 2 | 5 | - | - | - | - | - | - | 1 |
| | Totals | 16 | 6 | 22 | - | - | - | - | - | - | 4 |

2022*

| Opponent | Solo | Ast | Total | TFL | Sacks | FF | FR-Yds | Int-Yds | QBH | PBU |
|-----------------|----------|----------|-----------|-----|-------|----|--------|---------|-----|----------|
| Murray St. | 3 | - | 3 | - | - | - | - | - | - | 1 |
| Houston | - | 1 | 1 | - | - | - | - | - | - | - |
| at NC State | 2 | - | 2 | - | - | - | - | - | - | - |
| Texas | - | - | - | - | - | - | - | - | - | - |
| at Kansas State | - | - | - | - | - | - | - | - | - | - |
| at Oklahoma St. | - | - | - | - | - | - | - | - | - | - |
| West Virginia | 1 | - | 1 | - | - | - | - | - | - | - |
| Baylor | - | - | - | - | - | - | - | - | - | - |
| at TCU | - | 1 | 1 | - | - | - | - | - | - | - |
| Kansas | - | - | - | - | - | - | - | 1-11 | - | - |
| at Iowa State | 5 | 1 | 6 | - | - | - | - | - | - | - |
| Oklahoma | - | - | - | - | - | - | - | - | 3 | 1 |
| vs. Ole Miss | - | - | - | - | - | - | - | - | - | - |
| Totals | 9 | 3 | 12 | - | - | - | - | - | - | 2 |

2021*

| Opponent | Solo | Ast | Total | TFL | Sacks | FF | FR-Yds | Int-Yds | QBH | PBU |
|---------------------|----------|----------|----------|-----|-------|----|--------|---------|-----|-----|
| at Houston | - | - | - | - | - | - | - | - | - | - |
| Stephen F. Austin | - | - | - | - | - | - | - | - | - | - |
| FIU | - | - | - | - | - | - | - | - | - | - |
| at Texas | - | - | - | - | - | - | - | - | - | - |
| at West Virginia | - | - | - | - | - | - | - | - | - | - |
| TCU | - | - | - | - | - | - | - | - | - | - |
| at Kansas | 1 | - | 1 | - | - | - | - | - | - | - |
| Kansas State | - | - | - | - | - | - | - | - | - | - |
| at Oklahoma | - | - | - | - | - | - | - | - | - | - |
| Iowa St. | - | - | - | - | - | - | - | - | - | - |
| Oklahoma St. | - | - | - | - | - | - | - | - | - | - |
| at Baylor | - | - | - | - | - | - | - | - | - | - |
| vs. Mississippi St. | - | - | - | - | - | - | - | - | - | - |
| Total | 1 | - | 1 | - | - | - | - | - | - | - |



JAMES MONDS III

DB || 5-11 || 180 || R-FRESHMAN
FORT PIERCE, FLORIDA

2

CAREER NOTES & RECORDS

Redshirted in 2022 season with two games played ... made collegiate debut against Michigan (10/8/22).

2023 SEASON

Season: Appeared in all ten games.

Indiana State (9/8): Had two total tackles ... logged his first career tackle, an assisted tackle with Myles Jackson in the fourth quarter. **Akron (9/23):** Logged one tackle. **at Illinois (11/11):** Made one stop.

MONDS III'S CAREER STATS

| | GP/GS | Solo | Ast | Ttl | TFL | Sacks | FF | FR-Yds | Int-Yds | QBH | PBU |
|---------------|-------------|----------|----------|----------|-----|-------|----|--------|---------|-----|-----|
| 2022 | 2/- | - | - | - | - | - | - | - | - | - | - |
| 2023 | 10/- | 1 | 3 | 4 | - | - | - | - | - | - | - |
| Totals | 12/- | 1 | 3 | 4 | - | - | - | - | - | - | - |

MONDS III'S CAREER GAME-BY-GAME

2023

| Opponent | Solo | Ast | Total | TFL | Sacks | FF | FR-Yds | Int-Yds | QBH | PBU |
|----------------|----------|----------|----------|-----|-------|----|--------|---------|-----|-----|
| Ohio State | - | - | - | - | - | - | - | - | - | - |
| Indiana State | - | 2 | 2 | - | - | - | - | - | - | - |
| vs. Louisville | - | - | - | - | - | - | - | - | - | - |
| Akron | 1 | - | 1 | - | - | - | - | - | - | - |
| at Maryland | - | - | - | - | - | - | - | - | - | - |
| at Michigan | - | - | - | - | - | - | - | - | - | - |
| Rutgers | - | - | - | - | - | - | - | - | - | - |
| at Penn State | - | - | - | - | - | - | - | - | - | - |
| Wisconsin | - | - | - | - | - | - | - | - | - | - |
| at Illinois | - | 1 | 1 | - | - | - | - | - | - | - |
| Totals | 1 | 3 | 4 | - | - | - | - | - | - | - |



LOUIS MOORE

DB || 6-1 || 190 || SENIOR
MESQUITE, TEXAS

20

CAREER NOTES & RECORDS

Transferred to Indiana for 2022 season from Navarro College ... appeared in all 12 games in 2022 ... made first collegiate start against Ohio State (9/2/23) in season opener.

2023 SEASON

Season: Appeared in all ten games with eight starts ... made first career start against No. 3/4 Ohio State (9/2) ... one of 17 Hoosiers to make first career start.

Ohio State (9/2): Made six stops - all solo - in first career start ... added first career pass break up. **Indiana State (9/8):** Totaled four tackles. **Louisville (9/16):** Had nine tackles. **Akron (9/23):** Posted six stops ... had two interceptions ... made first career interception in the second quarter ... second interception was in the third quarter and returned it for 22 yards ... first career touchdown. **at Maryland (9/30):** Logged one solo tackle. **at Michigan (10/14):** Charted seven solo stops. **Rutgers (10/21):** Registered six tackles. **at Penn State (10/28):** Collected first career double-digit tackle game with ten tackles and forced one fumble in the first quarter. **Wisconsin (11/4):** Totaled six stops ... forced fumble in the fourth quarter that was recovered by Josh Sanguinetti on the last play of the game to seal the win. **at Illinois (11/11):** Charted ten tackles ... intercepted John Paddock in the second quarter which led to a touchdown drive ... forced a fumble in the fourth quarter.

MOORE'S CAREER STATS

| | GP/GS | Solo | Ast | Ttl | TFL | Sacks | FF | FR-Yds | Int-Yds | QBH | PBU |
|---------------|-------------|-----------|-----------|-----------|--------------|--------------|----------|----------|-------------|----------|----------|
| 2022 | 12/- | 5 | 4 | 9 | 1.0-5 | 1.0-5 | 1 | - | - | - | - |
| 2023 | 10/8 | 46 | 19 | 65 | - | - | 3 | - | 3-49 | - | 1 |
| Totals | 22/8 | 51 | 23 | 74 | 1.0-5 | 1.0-5 | 4 | - | 3-49 | - | 1 |

MOORE'S CAREER GAME-BY-GAME

2023

| Opponent | Solo | Ast | Total | TFL | Sacks | FF | FR-Yds | Int-Yds | QBH | PBU |
|----------------|-----------|-----------|-----------|----------|----------|----------|----------|-------------|----------|----------|
| Ohio State | 6 | - | 6 | - | - | - | - | - | - | 1 |
| Indiana State | 1 | 3 | 4 | - | - | - | - | - | - | - |
| vs. Louisville | 7 | 2 | 9 | - | - | - | - | - | - | - |
| Akron | 4 | 2 | 6 | - | - | - | - | 2-49 | - | - |
| at Maryland | 1 | - | 1 | - | - | - | - | - | - | - |
| at Michigan | 7 | - | 7 | - | - | - | - | - | - | - |
| Rutgers | 5 | 1 | 6 | - | - | - | - | - | - | - |
| at Penn State | 7 | 3 | 10 | - | - | 1 | - | - | - | - |
| Wisconsin | 2 | 4 | 6 | - | - | 1 | - | - | - | - |
| at Illinois | 6 | 4 | 10 | - | - | 1 | - | 1-0 | - | - |
| Totals | 46 | 19 | 65 | - | - | 3 | - | 3-49 | - | 1 |

2022

| Opponent | Solo | Ast | Total | TFL | Sacks | FF | FR-Yds | Int-Yds | QBH | PBU |
|-------------------|----------|----------|----------|--------------|--------------|----------|----------|----------|----------|----------|
| Illinois | - | - | - | - | - | - | - | - | - | - |
| Idaho | - | 1 | 1 | - | - | - | - | - | - | - |
| Western Ky. | - | - | - | - | - | - | - | - | - | - |
| at Cincinnati | - | - | - | - | - | - | - | - | - | - |
| at Nebraska | 1 | 1 | 2 | 1.0-5 | 1.0-5 | 1 | - | - | - | - |
| Michigan | 3 | 1 | 4 | - | - | - | - | - | - | - |
| Maryland | 1 | - | 1 | - | - | - | - | - | - | - |
| at Rutgers | - | - | - | - | - | - | - | - | - | - |
| Penn State | - | - | - | - | - | - | - | - | - | - |
| at Ohio State | - | - | - | - | - | - | - | - | - | - |
| at Michigan State | - | - | - | - | - | - | - | - | - | - |
| Purdue | - | 1 | 1 | - | - | - | - | - | - | - |
| Totals | 5 | 4 | 9 | 1.0-5 | 1.0-5 | 1 | - | - | - | - |



KAMRYN PERRY

WR || 5-9 || 165 || R-FRESHMAN
ATLANTA, GEORGIA

13

CAREER NOTES & RECORDS

Redshirted in 2022 with lone appearance against Penn State (11/5/22).

2023 SEASON

Season: Appeared in nine games.

at Maryland (9/30): Made first career reception in the fourth quarter ... totaled three catches for 22 yards.

PERRY'S CAREER STATS - RECEIVING

| | GP/GS | Rec | Yds | YPR | YPG | TD | Long | High |
|---------------|-------------|----------|-----------|------------|------------|----------|--------------|---------------|
| 2022 | 1/- | - | - | - | - | - | - | - |
| 2023 | 9/- | 3 | 22 | 7.3 | 2.4 | - | 9-UMD | 22-UMD |
| Totals | 10/- | 3 | 22 | 7.3 | 2.2 | - | 9-UMD | 22-UMD |

PERRY'S CAREER STATS - RUSHING

| | GP/GS | Car | Yds | YPC | YPG | TD | Long | High |
|---------------|-------------|----------|-------------|----------|----------|----------|----------|----------|
| 2022 | 1/- | - | - | - | - | - | - | - |
| 2023 | 9/- | 2 | (-6) | - | - | - | - | - |
| Totals | 10/- | 2 | (-6) | - | - | - | - | - |

PERRY'S CAREER GAME-BY-GAME

| Opponent | Rushing | | | | Receiving | | | |
|----------------|----------|-------------|----------|----------|-----------|-----------|----------|----------|
| | No. | Yds | TD | Lg | No. | Yds | TD | Lg |
| Ohio State | - | - | - | - | - | - | - | - |
| Indiana State | - | - | - | - | - | - | - | - |
| vs. Louisville | 1 | (-4) | - | - | - | - | - | - |
| Akron | - | - | - | - | - | - | - | - |
| at Maryland | 1 | (-2) | - | - | 3 | 22 | - | 9 |
| at Michigan | - | - | - | - | - | - | - | - |
| Rutgers | - | - | - | - | - | - | - | - |
| at Penn State | - | - | - | - | -DNP- | - | - | - |
| Wisconsin | - | - | - | - | - | - | - | - |
| at Illinois | - | - | - | - | - | - | - | - |
| Totals | 2 | (-6) | - | - | 3 | 22 | - | 9 |



NOAH PIERRE

DB || 5-11 || 180 || R-SENIOR+
MIAMI, FLORIDA

0

CAREER NOTES & RECORDS

Voted as a team captain prior to 2023 season ... redshirted in 2018 season ... had career-best 39 tackles with 4.0 tackles for loss and 3.0 sacks in 2022.

2023 SEASON

Season: Appeared in seven games with five starts.

Ohio State (9/2): Combined on a tackle for loss with Josh Sanguinetti in the first quarter.
 Louisville (9/16): Posted six tackles and one pass breakup. Akron (9/23): Made seven tackles including solo sack in the first quarter. at Maryland (9/30): Was the team's leading tackler for the game with seven stops ... had one pass breakup. at Michigan (10/14): Charted one solo tackle. Rutgers (10/21): Made the start but left in the first quarter due to injury (hip).

PIERRE'S CAREER STATS

| | GP/GS | Solo | Ast | Ttl | TFL | Sacks | FF | FR-Yds | Int-Yds | QBH | PBU |
|---------------|--------------|-----------|-----------|------------|---------------|---------------|----------|------------|------------|----------|----------|
| 2018 | 1/- | - | - | - | - | - | - | - | - | - | - |
| 2019 | 10/- | 3 | 3 | 6 | 0.5-2 | - | - | - | - | - | - |
| 2020 | 8/- | 1 | - | 1 | - | - | - | - | - | - | - |
| 2021 | 12/6 | 29 | 6 | 35 | 2.0-5 | - | - | - | 1-0 | 1 | 4 |
| 2022 | 12/7 | 25 | 14 | 39 | 4.0-38 | 3.0-31 | 3 | 1-8 | - | 1 | 3 |
| 2023 | 7/5 | 16 | 6 | 22 | 1.5-2 | 1.0-1 | - | - | - | - | 2 |
| Totals | 50/18 | 74 | 28 | 102 | 8.0-47 | 4.0-32 | 3 | 1-8 | 1-0 | 2 | 9 |

NOTE: Owns one career blocked punt (Idaho; 2021), which is credited as a 20-yard punt return.

PIERRE'S CAREER GAME-BY-GAME

2023

| Opponent | Solo | Ast | Total | TFL | Sacks | FF | FR-Yds | Int-Yds | QBH | PBU |
|----------------|-----------|----------|-----------|----------------|--------------|----------|----------|----------|----------|----------|
| Ohio State | - | 1 | 1 | 0.5-1 | - | - | - | - | - | - |
| Indiana State | - | - | - | - | - | - | - | - | - | - |
| vs. Louisville | 4 | 2 | 6 | - | - | - | - | - | - | 1 |
| Akron | 5 | 2 | 7 | 1.0-1 | 1.0-1 | - | - | - | - | - |
| at Maryland | 6 | 1 | 7 | - | - | - | - | - | - | 1 |
| at Michigan | 1 | - | 1 | - | - | - | - | - | - | - |
| Rutgers | - | - | - | - | - | - | - | - | - | - |
| at Penn State | - | - | - | -DNP (Injury)- | - | - | - | - | - | - |
| Wisconsin | - | - | - | -DNP (Injury)- | - | - | - | - | - | - |
| at Illinois | - | - | - | -DNP (Injury)- | - | - | - | - | - | - |
| Totals | 16 | 6 | 22 | 1.5-2 | 1.0-1 | - | - | - | - | 2 |

2022

| Opponent | Solo | Ast | Total | TFL | Sacks | FF | FR-Yds | Int-Yds | QBH | PBU |
|-------------------|-----------|-----------|-----------|---------------|---------------|----------|------------|----------|----------|----------|
| Illinois | 6 | 1 | 7 | 1.0-7 | - | 1 | 1-8 | - | - | - |
| Idaho | - | 1 | 1 | - | - | - | - | - | - | - |
| Western Ky. | 5 | 4 | 9 | 1.0-6 | 1.0-6 | 1 | - | - | - | 1 |
| at Cincinnati | - | - | - | - | - | - | - | - | - | - |
| at Nebraska | 3 | 1 | 4 | 2.0-25 | 2.0-25 | - | - | - | 1 | - |
| Michigan | 1 | 1 | 2 | - | - | - | - | - | - | - |
| Maryland | 1 | 1 | 2 | - | - | - | - | - | - | - |
| at Rutgers | 1 | 1 | 2 | - | - | - | - | - | - | - |
| Penn State | 3 | - | 3 | - | - | - | - | - | - | - |
| at Ohio State | 2 | - | 2 | - | - | - | - | - | - | - |
| at Michigan State | 1 | 3 | 4 | - | - | 1 | - | - | - | 1 |
| Purdue | 2 | 1 | 3 | - | - | - | - | - | - | 1 |
| Totals | 25 | 14 | 39 | 4.0-38 | 3.0-31 | 3 | 1-8 | - | 1 | 3 |

2021

| Opponent | Solo | Ast | Total | TFL | Sacks | FF | FR-Yds | Int-Yds | QBH | PBU |
|----------------|-----------|----------|-----------|--------------|----------|----------|----------|------------|----------|----------|
| at Iowa | 1 | - | 1 | - | - | - | - | - | - | - |
| Idaho | - | 1 | 1 | - | - | - | - | - | - | - |
| Cincinnati | - | - | - | - | - | - | - | - | - | - |
| at Western Ky. | 1 | - | 1 | - | - | - | - | - | - | - |
| at Penn State | 1 | 1 | 2 | - | - | - | - | - | - | - |
| Michigan State | 8 | 1 | 9 | 1.0-2 | - | - | - | 1-0 | - | 1 |
| Ohio State | 7 | - | 7 | - | - | - | - | - | - | - |
| at Maryland | 3 | 1 | 4 | 1.0-3 | - | - | - | - | - | 1 |
| at Michigan | 3 | 2 | 5 | - | - | - | - | - | 1 | 1 |
| Rutgers | 3 | - | 3 | - | - | - | - | - | - | 1 |
| Minnesota | 2 | - | 2 | - | - | - | - | - | - | - |
| at Purdue | - | - | - | - | - | - | - | - | - | - |
| Totals | 29 | 6 | 35 | 2.0-5 | - | - | - | 1-0 | 1 | 4 |

2020

| Opponent | Solo | Ast | Total | TFL-Yds | Sacks | FF | FR-Yds | Int-Yds | QBH | PBU |
|-----------------|----------|----------|----------|----------|----------|----------|----------|----------|----------|----------|
| Penn State | - | - | - | - | - | - | - | - | - | - |
| at Rutgers | - | - | - | - | - | - | - | - | - | - |
| Michigan | 1 | - | 1 | - | - | - | - | - | - | - |
| at Michigan St. | - | - | - | - | - | - | - | - | - | - |
| at Ohio State | - | - | - | - | - | - | - | - | - | - |
| Maryland | - | - | - | - | - | - | - | - | - | - |
| at Wisconsin | - | - | - | - | - | - | - | - | - | - |
| vs. Ole Miss | - | - | - | - | - | - | - | - | - | - |
| Totals | 1 | - | 1 | - | - | - | - | - | - | - |

2019

| Opponent | Solo | Ast | Total | TFL-Yds | Sacks | FF | FR-Yds | Int-Yds | QBH | PBU |
|------------------|----------|----------|----------|--------------|----------|----------|----------|----------|----------|----------|
| vs. Ball State | - | - | - | - | - | - | - | - | - | - |
| Eastern Illinois | - | 2 | 2 | 0.5-2 | - | - | - | - | - | - |
| Ohio State | - | - | - | - | - | - | - | - | - | - |
| Connecticut | 1 | - | 1 | - | - | - | - | - | - | - |
| at Michigan St. | - | - | - | - | - | - | - | - | - | - |
| Rutgers | 1 | - | 1 | - | - | - | - | - | - | - |
| at Maryland | - | - | - | - | -DNP- | - | - | - | - | - |
| at Nebraska | - | - | - | - | - | - | - | - | - | - |
| Northwestern | 1 | 1 | 2 | - | - | - | - | - | - | - |
| at Penn State | - | - | - | - | -DNP- | - | - | - | - | - |
| Michigan | - | - | - | - | -DNP- | - | - | - | - | - |
| at Purdue | - | - | - | - | -DNP- | - | - | - | - | - |
| vs. Tennessee | - | - | - | - | - | - | - | - | - | - |
| Totals | 3 | 3 | 6 | 0.5-2 | - | - | - | - | - | - |

2018

| Opponent | Solo | Ast | Total | TFL | Sacks | FF | FR-Yds | Int-Yds | QBH | PBU |
|----------------|----------|----------|----------|----------|----------|----------|----------|----------|----------|----------|
| at FIU | - | - | - | - | -DNP- | - | - | - | - | - |
| Virginia | - | - | - | - | -DNP- | - | - | - | - | - |
| Ball State | - | - | - | - | -DNP- | - | - | - | - | - |
| Michigan State | - | - | - | - | -DNP- | - | - | - | - | - |
| at Rutgers | - | - | - | - | -DNP- | - | - | - | - | - |
| at Ohio State | - | - | - | - | -DNP- | - | - | - | - | - |
| Iowa | - | - | - | - | -DNP- | - | - | - | - | - |
| Penn State | - | - | - | - | -DNP- | - | - | - | - | - |
| at Minnesota | - | - | - | - | -DNP- | - | - | - | - | - |
| Maryland | - | - | - | - | -DNP- | - | - | - | - | - |
| at Michigan | - | - | - | - | -DNP- | - | - | - | - | - |
| Purdue | - | - | - | - | - | - | - | - | - | - |
| Totals | - | - | - | - | - | - | - | - | - | - |



ALEJANDRO QUINTERO

P || 6-0 || 205 || R-SOPHOMORE

TYLER, TEXAS

96

CAREER NOTES & RECORDS

Redshirted the 2022 season appeared in one game in 2022 ... had one kickoff for 65 yards and a touchback against Idaho (9/10/22) ... was one of 33 student-athletes to make their collegiate debut in 2022.

2023 SEASON

Season: Appeared in one game.

Indiana State (9/8): Had two kickoffs for 118 yards ... averaged 59.0 yards per kick.



NICOLAS RADICIC

K || 5-11 || 185 || FRESHMAN

COPPELL, TEXAS

39

2023 SEASON

Season: Appeared in one game ... made collegiate debut against Indiana State (9/8) ... one of 14 Hoosiers to make collegiate debut ... one of seven true freshmen to make their collegiate debut this season.

Indiana State (9/8): Made two extra points and a 21-yard field goal in collegiate debut.

RADICIC'S CAREER STATS

| | GP | FG | PCT | PAT | PTS | 0-29 | 30-39 | 40-49 | 50+ | LG |
|---------------|------------|------------|--------------|------------|----------|------------|----------|----------|----------|-----------|
| 2023 | 1/- | 1-1 | 1.000 | 2-2 | 7 | 1-1 | - | - | - | 21 |
| Totals | 1/- | 1-1 | 1.000 | 2-2 | 7 | 1-1 | - | - | - | 21 |

RADICIC'S CAREER GAME-BY-GAME

| 2023 | Opponent | FG | PCT | PAT | PTS | 0-29 | 30-39 | 40-49 | 50+ | LG |
|---------------|----------------|------------|--------------|------------|----------|------------|----------|----------|----------|-----------|
| | Ohio State | - | - | - | - | -DNP- | - | - | - | - |
| | Indiana State | 1-1 | 1.000 | 2-2 | 5 | 1-1 | - | - | - | 21 |
| | vs. Louisville | - | - | - | - | -DNP- | - | - | - | - |
| | Akron | - | - | - | - | -DNP- | - | - | - | - |
| | at Maryland | - | - | - | - | -DNP- | - | - | - | - |
| | at Michigan | - | - | - | - | -DNP- | - | - | - | - |
| | Rutgers | - | - | - | - | -DNP- | - | - | - | - |
| | at Penn State | - | - | - | - | -DNP- | - | - | - | - |
| | Wisconsin | - | - | - | - | -DNP- | - | - | - | - |
| | at Illinois | - | - | - | - | -DNP- | - | - | - | - |
| Totals | | 1-1 | 1.000 | 2-2 | 5 | 1-1 | - | - | - | 21 |



JOSH RUDOLPH

LB || 5-11 || 230 || JUNIOR

MONTGOMERY, ALABAMA

26

CAREER NOTES & RECORDS

Appeared in 18 games with 11 starts in two seasons at Austin Peay (2021-22) ... finished No. 2 at APSU in tackles (73) in 2022 and was No. 3 in tackles for loss (7.5) ... transferred to Indiana in the spring of 2023.

2023 SEASON

Season: Appeared in all ten games ... registered first appearance as a Hoosier against No. 3/4 Ohio State (9/2) ... one of 21 transfer student-athletes to make Indiana debut in 2023.

Ohio State (9/2): First appearance as a Hoosier came on special teams ... saw time on defense ... made one pass breakup. **Indiana State (9/8):** Lone stop was a solo tackle for loss in the fourth quarter for a 1-yard loss. **Akron (9/23):** Charted one tackle. **at Maryland (9/30):** Notched two stops. **at Michigan (10/14):** Had four tackles ... combined on tackle for loss with Patrick Lucas Jr. in the fourth quarter. **at Penn State (10/28):** Totaled two tackles. **Wisconsin (11/4):** Collected four tackles ... solo tackle for loss came in the fourth quarter.

RUDOLPH'S CAREER STATS (* - at Austin Peay)

| | GP/GS | Solo | Ast | Ttl | TFL | Sacks | FF | FR-Yds | Int-Yds | QBH | PBU |
|---------------|--------------|-----------|-----------|------------|----------------|----------|----------|----------|----------|----------|----------|
| 2021* | 7/- | 15 | 6 | 21 | - | - | - | - | - | - | - |
| 2022* | 11/11 | 36 | 37 | 73 | 7.5-20 | - | - | - | - | - | - |
| 2023 | 10/- | 9 | 5 | 14 | 2.5-4 | - | - | - | - | - | 1 |
| IU | 10/- | 9 | 5 | 14 | 2.5-4 | - | - | - | - | - | 1 |
| Totals | 28/12 | 60 | 48 | 108 | 10.0-24 | - | - | - | - | - | 1 |

RUDOLPH'S CAREER GAME-BY-GAME (* - at Austin Peay)

| 2023 | Opponent | Solo | Ast | Total | TFL | Sacks | FF | FR-Yds | Int-Yds | QBH | PBU |
|---------------|----------------|----------|----------|-----------|--------------|----------|----------|----------|----------|----------|----------|
| | Ohio State | - | - | - | - | - | - | - | - | - | 1 |
| | Indiana State | 1 | - | 1 | 1.0-1 | - | - | - | - | - | - |
| | vs. Louisville | - | - | - | - | - | - | - | - | - | - |
| | Akron | 1 | - | 1 | - | - | - | - | - | - | - |
| | at Maryland | 1 | 1 | 2 | - | - | - | - | - | - | - |
| | at Michigan | 2 | 2 | 4 | 0.5-0 | - | - | - | - | - | - |
| | Rutgers | - | - | - | - | - | - | - | - | - | - |
| | at Penn State | 1 | 1 | 2 | - | - | - | - | - | - | - |
| | Wisconsin | 3 | 1 | 4 | 1.0-3 | - | - | - | - | - | - |
| | at Illinois | - | - | - | - | - | - | - | - | - | - |
| Totals | | 9 | 5 | 14 | 2.5-4 | - | - | - | - | - | 1 |

2022*

| Opponent | Solo | Ast | Total | TFL | Sacks | FF | FR-Yds | Int-Yds | QBH | PBU |
|------------------|-----------|-----------|-----------|---------------|-------|----|--------|---------|----------|-----|
| at Western Ky. | 6 | 1 | 7 | 1.0-2 | - | - | - | - | - | - |
| Presbyterian | 7 | 2 | 9 | - | - | - | - | - | - | - |
| Miss. Valley St. | 1 | 4 | 5 | - | - | - | - | - | 1 | - |
| at Alabama A&M | 1 | 9 | 10 | 0.5-1 | - | - | - | - | - | - |
| Eastern Ky. | 3 | 3 | 6 | 1.0-3 | - | - | - | - | - | - |
| at Cent. Ark. | 2 | 5 | 7 | 1.5-2 | - | - | - | - | - | - |
| Murray State | 1 | 3 | 4 | 1.5-4 | - | - | - | - | - | - |
| Jacksonville St. | 4 | 6 | 10 | 0.5-0 | - | - | - | - | - | - |
| at North Ala. | 4 | 3 | 7 | 1.5-8 | - | - | - | - | - | - |
| at Kennesaw St. | 3 | - | 3 | - | - | - | - | - | - | - |
| at Alabama | 4 | 1 | 5 | - | - | - | - | - | - | - |
| Totals | 36 | 37 | 73 | 7.5-20 | - | - | - | - | 1 | - |

2021*

| Opponent | Solo | Ast | Total | TFL | Sacks | FF | FR-Yds | Int-Yds | QBH | PBU |
|------------------|-----------|----------|-----------|-----|-------|----|--------|---------|-----|-----|
| Chattanooga | 1 | - | 1 | - | - | - | - | - | - | - |
| at Ole Miss | - | - | - | - | -DNP- | - | - | - | - | - |
| Morehead State | - | - | - | - | -DNP- | - | - | - | - | - |
| at Eastern Ky. | - | - | - | - | -DNP- | - | - | - | - | - |
| Tennessee State | - | - | - | - | -DNP- | - | - | - | - | - |
| SE Missouri St. | 3 | 1 | 4 | - | - | - | - | - | - | - |
| at Murray State | 3 | 3 | 6 | - | - | - | - | - | - | - |
| at UT Martin | 2 | 1 | 3 | - | - | - | - | - | - | - |
| Eastern Illinois | 3 | - | 3 | - | - | - | - | - | - | - |
| at Tenn. State | 2 | - | 2 | - | - | - | - | - | - | - |
| Tenn. Tech | 1 | 1 | 2 | - | - | - | - | - | - | - |
| Totals | 15 | 6 | 21 | - | - | - | - | - | - | - |



JOSHUA SALES JR.
OL || 6-6 || 305 || R-SOPHOMORE
SOUTH BEND, INDIANA **77**

CAREER NOTES & RECORDS

Redshirted in 2021 ... made first career start at Rutgers (10/22/22).

2022 SEASON

Season: Appeared in five games.

Indiana State (9/8): Took snaps on special teams and with the offensive line ... helped the offense produce 558 total yards of offense and five rushing touchdowns ... the most rushing scores by an Indiana offense since 2016 and the most of the Tom Allen era. **Wisconsin (11/4):** Subbed in at right tackle for the second half after Kahlil Benson left the game in the third quarter.



JOSH SANGUINETTI
DB || 6-1 || 195 || R-SENIOR
LAUDERDALE LAKES, FLORIDA **19**

CAREER NOTES & RECORDS

Redshirted in 2019 ... made first career interception in 2021 against Michigan State (10/16/21) ... first career tackle for loss came in the 2023 season opener versus No. 3/4 Ohio State (9/2/23).

2023 SEASON

Season: Appeared in all ten games with three starts.

Ohio State (9/2): Had three tackles with 0.5 tackle for loss ... added one pass breakup ... combined on a tackle for loss with Noah Pierre in the first quarter for first career TFL. **Indiana State (9/8):** Posted one stop. **Akron (9/23):** Had one assisted tackle. **at Maryland (9/30):** Logged one pass breakup. **at Michigan (10/14):** Made two stops. **Rutgers (10/21):** Collected one tackle. **at Penn State (10/28):** Notched one tackle ... intercepted Drew Allar in the fourth quarter and returned it seven yards to the Penn State 21-yard line to help set up Indiana's game-tying field goal to make it 24-24 with 2:58 remaining in the fourth quarter ... interception ended Allar's FBS-record of consecutive completions without an interception to start a career (311). **Wisconsin (11/4):** Notched four tackles ... had two fumble recoveries ... recovered both fumbles in the fourth quarter ... second fumble recovery occurred on the final play of the game and sealed the win for the Hoosiers ... first Hoosier to pick up two fumbles since **Jonathan Crawford** versus Ball State in 2016. **at Illinois (11/11):** Registered two stops.

SANGUINETTI'S CAREER STATS

| | GP/GS | Solo | Ast | Ttl | TFL | Sacks | FF | FR-Yds | Int-Yds | QBH | PBU |
|---------------|-------------|-----------|-----------|-----------|--------------|-------|----|-------------|------------|-----|----------|
| 2019 | 2/- | 1 | - | 1 | - | - | - | - | - | - | - |
| 2020 | 6/- | 7 | 1 | 8 | - | - | - | - | - | - | 1 |
| 2021 | 8/2 | 12 | 3 | 15 | - | - | - | 1-0 | 1-0 | - | 4 |
| 2022 | 11/- | 12 | 10 | 22 | - | - | - | - | - | - | 1 |
| 2023 | 10/3 | 9 | 6 | 15 | 0.5-1 | - | - | 2-26 | 1-7 | - | 2 |
| Totals | 37/5 | 41 | 20 | 61 | 0.5-1 | - | - | 3-26 | 2-7 | - | 8 |

SANGUINETTI'S CAREER GAME-BY-GAME

2023

| Opponent | Solo | Ast | Total | TFL | Sacks | FF | FR-Yds | Int-Yds | QBH | PBU |
|----------------|----------|----------|-----------|--------------|-------|----|-------------|------------|-----|----------|
| Ohio State | 2 | 1 | 3 | 0.5-1 | - | - | - | - | - | 1 |
| Indiana State | - | 1 | 1 | - | - | - | - | - | - | - |
| vs. Louisville | - | - | - | - | - | - | - | - | - | - |
| Akron | - | 1 | 1 | - | - | - | - | - | - | - |
| at Maryland | - | - | - | - | - | - | - | - | - | 1 |
| at Michigan | 2 | - | 2 | - | - | - | - | - | - | - |
| Rutgers | - | 1 | 1 | - | - | - | - | - | - | - |
| at Penn State | - | 1 | 1 | - | - | - | - | 1-7 | - | - |
| Wisconsin | 4 | - | 4 | - | - | - | 2-26 | - | - | - |
| at Illinois | 1 | 1 | 2 | - | - | - | - | - | - | - |
| Totals | 9 | 6 | 15 | 0.5-1 | - | - | 2-26 | 1-7 | - | 2 |

2022

| Opponent | Solo | Ast | Total | TFL | Sacks | FF | FR-Yds | Int-Yds | QBH | PBU |
|-------------------|-----------|-----------|-----------|-----|-----------------|----|--------|------------|-----|----------|
| Illinois | 2 | 4 | 6 | - | - | - | - | 1-0 | - | 1 |
| Idaho | 2 | - | 2 | - | - | - | - | - | - | - |
| Western Ky. | 2 | 2 | 4 | - | - | - | - | - | - | - |
| at Cincinnati | 2 | 1 | 3 | - | - | - | - | - | - | - |
| at Nebraska | 1 | - | 1 | - | - | - | - | - | - | - |
| Michigan | - | - | - | - | - | - | - | - | - | - |
| Maryland | - | - | - | - | - | - | - | - | - | - |
| at Rutgers | - | - | - | - | -DNP (Illness)- | - | - | - | - | - |
| Penn State | 1 | 1 | 2 | - | - | - | - | - | - | - |
| at Ohio State | 2 | - | 2 | - | - | - | - | - | - | - |
| at Michigan State | - | 1 | 1 | - | - | - | - | - | - | - |
| Purdue | - | 1 | 1 | - | - | - | - | - | - | - |
| Totals | 12 | 10 | 22 | - | - | - | - | 1-0 | - | 1 |

2021

| Opponent | Solo | Ast | Total | TFL | Sacks | FF | FR-Yds | Int-Yds | QBH | PBU |
|----------------|-----------|----------|-----------|-----|-------|----|------------|------------|-----|----------|
| at Iowa | 2 | - | 2 | - | - | - | 1-0 | - | - | - |
| Idaho | 2 | 1 | 3 | - | - | - | - | - | - | 1 |
| Cincinnati | 4 | 1 | 5 | - | - | - | - | - | - | 1 |
| at Western Ky. | - | - | - | - | - | - | - | - | - | - |
| at Penn State | 1 | - | 1 | - | - | - | - | - | - | - |
| Michigan State | - | - | - | - | - | - | - | 1-0 | - | 1 |
| Ohio State | 2 | - | 2 | - | - | - | - | - | - | 1 |
| at Maryland | - | - | - | - | -DNP- | - | - | - | - | - |
| at Michigan | - | - | - | - | -DNP- | - | - | - | - | - |
| Rutgers | - | - | - | - | -DNP- | - | - | - | - | - |
| Minnesota | - | - | - | - | -DNP- | - | - | - | - | - |
| at Purdue | 1 | 1 | 2 | - | - | - | - | - | - | - |
| Totals | 12 | 3 | 15 | - | - | - | 1-0 | 1-0 | - | 4 |

2020

| Opponent | Solo | Ast | Total | TFL | Sacks | FF | FR-Yds | Int-Yds | QBH | PBU |
|-----------------|----------|----------|----------|-----|-------|----|--------|---------|-----|----------|
| Penn State | - | - | - | - | -DNP- | - | - | - | - | - |
| at Rutgers | 3 | 1 | 4 | - | - | - | - | - | - | - |
| Michigan | 1 | - | 1 | - | - | - | - | - | - | - |
| at Michigan St. | - | - | - | - | - | - | - | - | - | - |
| at Ohio State | 2 | - | 2 | - | - | - | - | - | - | 1 |
| Maryland | 1 | - | 1 | - | - | - | - | - | - | - |
| at Wisconsin | - | - | - | - | -DNP- | - | - | - | - | - |
| vs. Ole Miss | - | - | - | - | - | - | - | - | - | - |
| Totals | 7 | 1 | 8 | - | - | - | - | - | - | 1 |

2019

| Opponent | Solo | Ast | Total | TFL | Sacks | FF | FR-Yds | Int-Yds | QBH | PBU |
|------------------|----------|-----|----------|-----|-------|----|--------|---------|-----|-----|
| vs. Ball State | - | - | - | - | -DNP- | - | - | - | - | - |
| Eastern Illinois | 1 | - | 1 | - | - | - | - | - | - | - |
| Ohio State | - | - | - | - | -DNP- | - | - | - | - | - |
| Connecticut | - | - | - | - | - | - | - | - | - | - |
| at Michigan St. | - | - | - | - | -DNP- | - | - | - | - | - |
| Rutgers | - | - | - | - | -DNP- | - | - | - | - | - |
| at Maryland | - | - | - | - | -DNP- | - | - | - | - | - |
| at Nebraska | - | - | - | - | -DNP- | - | - | - | - | - |
| Northwestern | - | - | - | - | -DNP- | - | - | - | - | - |
| at Penn State | - | - | - | - | -DNP- | - | - | - | - | - |
| Michigan | - | - | - | - | -DNP- | - | - | - | - | - |
| at Purdue | - | - | - | - | -DNP- | - | - | - | - | - |
| vs. Tennessee | - | - | - | - | -DNP- | - | - | - | - | - |
| Totals | 1 | - | 1 | - | - | - | - | - | - | - |



JACKSON SCHOTT

OLB || 6-3 || 200 || R-SOPHOMORE
GREENWOOD, INDIANA

37

CAREER NOTES & RECORDS

Redshirted in 2022 season ... joined the program during the year.


2023 SEASON

Season: Appeared in eight games ... made collegiate debut against No. 3/4 Ohio State (9/2/23) ... one of 14 Hoosiers to make collegiate debut.

Ohio State (9/2): Made collegiate debut on special teams.

SCHOTT'S CAREER STATS

| | GP/GS | Solo | Ast | Ttl | TFL | Sacks | FF | FR-Yds | Int-Yds | QBH | PBU |
|---------------|------------|----------|----------|----------|----------|----------|----------|----------|----------|----------|----------|
| 2022 | | | | | | -DNP- | | | | | |
| 2023 | 8/- | - | - | - | - | - | - | - | - | - | - |
| Totals | 8/- | - | - | - | - | - | - | - | - | - | - |



JAMARI SHARPE

DB || 6-1 || 190 || R-FRESHMAN
MIAMI, FLORIDA

22

CAREER NOTES & RECORDS

Redshirted in 2022 and made three appearances ... made collegiate debut against Illinois (9/2/22) ... earned first career start against No. 3/4 Ohio State (9/2/23).

2023 SEASON

Season: Appeared in all ten games with seven starts ... made first career start against No. 3/4 Ohio State (9/2) ... one of 17 Hoosiers to make first career start.

Ohio State (9/2): Made first collegiate start. **Indiana State (9/8):** Posted first career tackle in the second quarter. **Louisville (9/16):** Had three stops ... charted his first career pass breakup in the fourth quarter ... first career tackle for loss in the fourth quarter. **Akron (9/23):** Registered three tackles and one pass breakup. **at Maryland (9/30):** Tallied one solo tackle. **at Michigan (10/14):** Made two stops. **Rutgers (10/21):** Posted one tackle. **at Penn State (10/28):** Notched two tackles. **Wisconsin (11/4):** Logged one solo stop. **at Illinois (11/11):** Charted three tackles.

SHARPE'S CAREER STATS

| | GP/GS | Solo | Ast | Ttl | TFL | Sacks | FF | FR-Yds | Int-Yds | QBH | PBU |
|---------------|-------------|-----------|----------|-----------|--------------|----------|----------|----------|----------|----------|----------|
| 2022 | 3/- | - | - | - | - | - | - | - | - | - | - |
| 2023 | 10/7 | 14 | 3 | 17 | 1.0-4 | - | - | - | - | - | 2 |
| Totals | 13/7 | 14 | 3 | 17 | 1.0-4 | - | - | - | - | - | 2 |

SHARPE'S CAREER GAME-BY-GAME

2023

| Opponent | Solo | Ast | Total | TFL | Sacks | FF | FR-Yds | Int-Yds | QBH | PBU |
|----------------|-----------|----------|-----------|--------------|----------|----------|----------|----------|----------|----------|
| Ohio State | - | - | - | - | - | - | - | - | - | - |
| Indiana State | 1 | - | 1 | - | - | - | - | - | - | - |
| vs. Louisville | 1 | 2 | 3 | 1.0-4 | - | - | - | - | - | 1 |
| Akron | 3 | - | 3 | - | - | - | - | - | - | 1 |
| at Maryland | 1 | - | 1 | - | - | - | - | - | - | - |
| at Michigan | 2 | - | 2 | - | - | - | - | - | - | - |
| Rutgers | 1 | - | 1 | - | - | - | - | - | - | - |
| at Penn State | 2 | - | 2 | - | - | - | - | - | - | - |
| Wisconsin | 1 | - | 1 | - | - | - | - | - | - | - |
| at Illinois | 2 | 1 | 3 | - | - | - | - | - | - | - |
| Totals | 14 | 3 | 17 | 1.0-4 | - | - | - | - | - | 2 |

2022

| Opponent | Solo | Ast | Total | TFL | Sacks | FF | FR-Yds | Int-Yds | QBH | PBU |
|-------------------|----------|----------|----------|----------|----------|----------|----------|----------|----------|----------|
| Illinois | - | - | - | - | - | - | - | - | - | - |
| Idaho | - | - | - | - | - | - | - | - | - | - |
| Western Ky. | - | - | - | - | - | - | - | - | - | - |
| at Cincinnati | - | - | - | - | -DNP- | - | - | - | - | - |
| at Nebraska | - | - | - | - | -DNP- | - | - | - | - | - |
| Michigan | - | - | - | - | -DNP- | - | - | - | - | - |
| Maryland | - | - | - | - | -DNP- | - | - | - | - | - |
| at Rutgers | - | - | - | - | -DNP- | - | - | - | - | - |
| Penn State | - | - | - | - | -DNP- | - | - | - | - | - |
| at Ohio State | - | - | - | - | -DNP- | - | - | - | - | - |
| at Michigan State | - | - | - | - | -DNP- | - | - | - | - | - |
| Purdue | - | - | - | - | -DNP- | - | - | - | - | - |
| Totals | - | - | - | - | - | - | - | - | - | - |



JORDAN SHAW

DB || 6-0 || 170 || FRESHMAN
DOWNEY, CALIFORNIA

23

2023 SEASON

Season: Appeared in three games with two starts ... made collegiate debut at Penn State (10/28) ... first collegiate start came against Wisconsin (11/4) ... one of 14 Hoosiers to make collegiate debut ... one of seven true freshmen to make their Indiana debut this season ... one of 17 Hoosiers to make first career start.

at Penn State (10/28): Notched first career tackle on a combined sack of Drew Allar with Aaron Casey in the second quarter. **Wisconsin (11/4):** Posted nine tackles and one pass breakup. **at Illinois (11/11):** Made two solo stops.

SHAW'S CAREER STATS

| | GP/GS | Solo | Ast | Ttl | TFL | Sacks | FF | FR-Yds | Int-Yds | QBH | PBU |
|---------------|------------|----------|----------|-----------|--------------|--------------|----------|----------|----------|----------|----------|
| 2023 | 3/- | 8 | 4 | 12 | 0.5-7 | 0.5-7 | - | - | - | - | 1 |
| Totals | 3/- | 8 | 4 | 12 | 0.5-7 | 0.5-7 | - | - | - | - | 1 |

SHAW'S CAREER GAME-BY-GAME

2023

| Opponent | Solo | Ast | Total | TFL | Sacks | FF | FR-Yds | Int-Yds | QBH | PBU |
|----------------|----------|----------|-----------|--------------|--------------|----------|----------|----------|----------|----------|
| Ohio State | - | - | - | - | -DNP- | - | - | - | - | - |
| Indiana State | - | - | - | - | -DNP- | - | - | - | - | - |
| vs. Louisville | - | - | - | - | -DNP- | - | - | - | - | - |
| Akron | - | - | - | - | -DNP- | - | - | - | - | - |
| at Maryland | - | - | - | - | -DNP- | - | - | - | - | - |
| at Michigan | - | - | - | - | -DNP- | - | - | - | - | - |
| Rutgers | - | - | - | - | -DNP- | - | - | - | - | - |
| at Penn State | - | 1 | 1 | 0.5-7 | 0.5-7 | - | - | - | - | - |
| Wisconsin | 6 | 3 | 9 | - | - | - | - | - | - | 1 |
| at Illinois | 2 | - | 2 | - | - | - | - | - | - | - |
| Totals | 8 | 4 | 12 | 0.5-7 | 0.5-7 | - | - | - | - | 1 |



BRADY SIMMONS

WR || 6-1 || 165 || R-FRESHMAN
INDIANAPOLIS, INDIANA

81

CAREER NOTES & RECORDS

Redshirted in 2022 ... did not see any game action.

2023 SEASON

Season: Appeared in five games ... made collegiate debut against Indiana State (9/8) ... one of 14 Hoosiers to make collegiate debut.

Indiana State (9/8): Charted snaps on special teams in collegiate debut.

SIMMONS' CAREER STATS - RECEIVING

| | GP/GS | Rec | Yds | YPR | YPG | TD | Long | High |
|---------------|------------|----------|----------|----------|----------|----------|----------|----------|
| 2022 | | | | | | -DNP- | | |
| 2023 | 5/- | - | - | - | - | - | - | - |
| Totals | 5/- | - | - | - | - | - | - | - |



CARTER SMITH

OL || 6-5 || 305 || R-FRESHMAN

POWELL, OHIO

65

CAREER NOTES & RECORDS

Redshirted in 2022 season and made two appearances ...made collegiate debut at Ohio State (11/12/22) in redshirt season ... earned first career start against No. 3/4 Ohio State (9/2/23).

2023 SEASON

Season: Started all ten games at left tackle ... made first collegiate start at left tackle against No. 3/4 Ohio State (9/2) ... one of 17 Hoosiers to make first career start.

Ohio State (9/2): Started at left tackle for first collegiate start. **Indiana State (9/8):** Started at left tackle ... helped the offense produce 558 total yards of offense and five rushing touchdowns ... the most rushing scores by an Indiana offense since 2016 and the most of the Tom Allen era. **Louisville (9/16):** Helped protect the offense to 357 yards of total offense ... held strong for Tayven Jackson's 299 passing yards and passing touchdown ... paved the way for the team's 97-yard scoring drive in the third quarter, the longest by an Indiana team since a 98-yard drive in 2019 against Rutgers (Oct. 12). **at Penn State (10/28):** Guided the offense to 349 yards of total offense ... allowed Brendan Sorsby to throw for 269 yards and three touchdown passes ... two of Sorsby's touchdowns went for 60-plus yards, the first game since at least 1996 that Indiana recorded two 60-plus yard offensive touchdowns ... two 60-plus yard offensive touchdowns in the game mark the first time since 2014 an Indiana offense produced multiple scores in a game ... Sorsby's pass 90-yard touchdown pass from to DeQuee Carter is tied for the third longest passing play in IU history. **at Illinois (11/11):** Helped protect the offense to 451 yards of total offense ... enabled Brendan Sorsby to post a 22-for-31 passing day with 289 yards and three touchdowns and two rushing touchdowns ... the team's 45 points were the most scored in a Big Ten game since Indiana put up 54 points at Purdue in 2015.



VENSON SNEED

DL || 6-4 || 265 || R-FRESHMAN

WABASSON, FLORIDA

55

CAREER NOTES & RECORDS

Redshirted in 2022 season and appeared in two games ... made collegiate debut against Penn State (11/5/22) where he recorded his first career tackle.

2023 SEASON

Season: Appeared in all ten games.

Indiana State (9/8): Had one solo tackle. **at Maryland (9/30):** Combined for a first-quarter stop with Philip Bliidi. **Wisconsin (11/4):** Lone tackle was combined tackle for loss with Lanell Carr. Jr. in the second quarter.

SNEED'S CAREER STATS

| | GP/GS | Solo | Ast | Ttl | TFL | Sacks | FF | FR-Yds | Int-Yds | QBH | PBU |
|--------|-------|------|-----|-----|-------|-------|----|--------|---------|-----|-----|
| 2022 | 2/- | 1 | - | 1 | - | - | - | - | - | - | - |
| 2023 | 10/- | 1 | 2 | 3 | - | - | - | - | - | - | - |
| Totals | 12/- | 2 | 2 | 4 | 0.5-1 | - | - | - | - | - | - |

SNEED'S CAREER GAME-BY-GAME

| 2023 | Opponent | Solo | Ast | Total | TFL | Sacks | FF | FR-Yds | Int-Yds | QBH | PBU |
|------|----------------|------|-----|-------|-------|-------|----|--------|---------|-----|-----|
| | Ohio State | - | - | - | - | - | - | - | - | - | - |
| | Indiana State | 1 | - | 1 | - | - | - | - | - | - | - |
| | vs. Louisville | - | - | - | - | - | - | - | - | - | - |
| | Akron | - | - | - | - | - | - | - | - | - | - |
| | at Maryland | - | 1 | 1 | - | - | - | - | - | - | - |
| | at Michigan | - | - | - | - | - | - | - | - | - | - |
| | Rutgers | - | - | - | - | - | - | - | - | - | - |
| | at Penn State | - | - | - | - | - | - | - | - | - | - |
| | Wisconsin | - | 1 | 1 | 0.5-1 | - | - | - | - | - | - |
| | at Illinois | - | - | - | - | - | - | - | - | - | - |
| | Totals | 1 | 1 | 2 | 0.5-1 | - | - | - | - | - | - |

2022

| Opponent | Solo | Ast | Total | TFL | Sacks | FF | FR-Yds | Int-Yds | QBH | PBU |
|-------------------|------|-----|-------|-----|-------|----|--------|---------|-----|-----|
| Illinois | - | - | - | - | -DNP- | - | - | - | - | - |
| Idaho | - | - | - | - | -DNP- | - | - | - | - | - |
| Western Ky. | - | - | - | - | -DNP- | - | - | - | - | - |
| at Cincinnati | - | - | - | - | -DNP- | - | - | - | - | - |
| at Nebraska | - | - | - | - | -DNP- | - | - | - | - | - |
| Michigan | - | - | - | - | -DNP- | - | - | - | - | - |
| Maryland | - | - | - | - | -DNP- | - | - | - | - | - |
| at Rutgers | - | - | - | - | -DNP- | - | - | - | - | - |
| Penn State | 1 | - | 1 | - | - | - | - | - | - | - |
| at Ohio State | - | - | - | - | - | - | - | - | - | - |
| at Michigan State | - | - | - | - | -DNP- | - | - | - | - | - |
| Purdue | - | - | - | - | -DNP- | - | - | - | - | - |
| Totals | 1 | - | 1 | - | - | - | - | - | - | - |



BRENDAN SORSBY

QB || 6-3 || 230 || R-FRESHMAN

DENTON, TEXAS

15

CAREER NOTES & RECORDS

Redshirted in 2022 season and appeared in one game ... made collegiate debut against Penn State (11/5/22) ... made first career start against No. 3/4 Ohio State (9/2/23).

2023 SEASON

Season: Appeared in eight games with five starts ... made first career start against No. 3/4 Ohio State (9/2) ... one of 17 Hoosiers to make first career start ... only quarterback since at least 1996 with multiple 60-yard touchdown passes in a single game in Indiana history.

Ohio State (9/2): Went 8-of-16 for 58 yards in first collegiate start ... long completion was 19 yards. **Indiana State (9/8):** Was 9-for-16 passing with 108 passing yards ... also had 28 rushing yards on six carries. **at Maryland (9/30):** Went 7-for-11 passing ... totaled 84 passing yards ... threw for two touchdowns ... first career touchdown pass was an 11-yard connection with Donaven McCulley in the fourth quarter ... second touchdown was a 16-yard pass to Andison Coby in the fourth quarter ... ran five times for 25 yards. **at Michigan (10/14):** Logged a 6-for-15 passing day with 44 yards ... had 13 carries for 30 rushing yards. **Rutgers (10/21):** Charted a 15-for-31 passing day for 126 yards ... had one passing touchdown on a 35-yard connection with Omar Cooper Jr. in the first quarter ... had 11 carries for 49 yards ... rushed for first career score on 4-yard run in the second quarter. **at Penn State (10/28):** Posted a 13-for-19 passing day with 269 yards and three touchdowns ... first touchdown was a 90-yard completion to DeQuee Carter in the first quarter to put Indiana up 7-0 ... 90-yard pass is third longest passing play in IU history ... second score was a 69-yard completion to Donaven McCulley in the second quarter ... two 60-plus yard offensive touchdowns marked the first time since 2014 an Indiana offense produced multiple 60-yard plus scores in a single game ... third score was a 26-yard connection with Omar Cooper Jr. in the fourth quarter. **Wisconsin (11/4):** Logged 186 yards on 19-of-his-31 passing attempts with one touchdown ... also ran for eight yards with one rushing score ... scored one touchdown on an 8-yard run to put Indiana up 7-0 in the first quarter ... connected with Donaven McCulley on a 7-yard passing touchdown with 41 seconds left in the second quarter to put Indiana ahead 17-7 before the half. **at Illinois (11/11):** Totaled 289 yards on 22-for-33 passing with three touchdown passes ... long pass of 41 yards ... ran for 53 yards with two scores ... threw the first two touchdown passes on a pair of 6-yard completions to Donaven McCulley in the second quarter ... ran for an 18-yard touchdown in the second quarter ... had a 5-yard rushing score in the fourth quarter ... threw a 26-yard touchdown to DeQuee Carter with 28 seconds left in the fourth quarter and the subsequent two-point conversion to E.J. Williams Jr. to force overtime.

SORSBY'S CAREER STATS - PASSING

| | GP/GS | Comp | Att | TD | INT | Yds | YPG | Long | High |
|--------|-------|------|-----|----|-----|-------|-------|--------|---------|
| 2022 | 1/- | 3 | 6 | - | 1 | 8 | 8.0 | 9-PSU | 8-PSU |
| 2023 | 8/5 | 99 | 172 | 10 | 2 | 1,164 | 145.5 | 90-PSU | 289-ILL |
| Totals | 9/5 | 102 | 178 | 10 | 3 | 1,172 | 130.2 | 90-PSU | 289-ILL |

SORSBY'S CAREER STATS - RUSHING

| | GP/GS | Car | Yds | YPC | YPG | TD | Long | High |
|--------|-------|-----|------|--------|--------|----|--------|--------|
| 2022 | 1/- | 2 | (-8) | (-4.0) | (-8.0) | - | - | - |
| 2023 | 8/5 | 84 | 188 | 2.2 | 23.5 | 4 | 18-ILL | 53-ILL |
| Totals | 9/5 | 86 | 181 | 2.1 | 20.1 | 4 | 18-ILL | 53-ILL |

SORSBY'S CAREER GAME-BY-GAME - PASSING

| 2023 | Opponent | Comp | Att | TD | INT | Pct. | Yds | Lg |
|---------------|----------------|-----------|------------|-----------|----------|-------------|--------------|-----------|
| | Ohio State | 8 | 16 | - | - | .500 | 58 | 19 |
| | Indiana State | 9 | 16 | - | - | .563 | 108 | 31 |
| | vs. Louisville | | | | -DNP- | | | |
| | Akron | | | | -DNP- | | | |
| | at Maryland | 7 | 11 | 2 | - | .636 | 84 | 26 |
| | at Michigan | 6 | 15 | - | - | .400 | 44 | 17 |
| | Rutgers | 15 | 31 | 1 | - | .484 | 126 | 35 |
| | at Penn State | 13 | 19 | 3 | 1 | .684 | 269 | 90 |
| | Wisconsin | 19 | 31 | 1 | - | .613 | 186 | 32 |
| | at Illinois | 22 | 33 | 3 | 1 | .667 | 289 | 41 |
| Totals | | 99 | 172 | 10 | 2 | .576 | 1,164 | 90 |

| 2022 | Opponent | Comp | Att | TD | INT | Pct. | Yds | Lg |
|---------------|-------------------|----------|----------|----------|----------|-------------|----------|----------|
| | Illinois | | | | -DNP- | | | |
| | Idaho | | | | -DNP- | | | |
| | Western Ky. | | | | -DNP- | | | |
| | at Cincinnati | | | | -DNP- | | | |
| | Michigan | | | | -DNP- | | | |
| | Maryland | | | | -DNP- | | | |
| | at Rutgers | | | | -DNP- | | | |
| | Penn State | 3 | 6 | - | 1 | .500 | 8 | 9 |
| | at Ohio State | | | | -DNP- | | | |
| | at Michigan State | | | | -DNP- | | | |
| | Purdue | | | | -DNP- | | | |
| Totals | | 3 | 6 | - | 1 | .500 | 8 | 9 |

SORSBY'S CAREER GAME-BY-GAME - RUSHING

| 2023 | Opponent | No. | Yds | TD | Lg |
|---------------|----------------|-----------|------------|----------|-----------|
| | Ohio State | 6 | (-2) | - | - |
| | Indiana State | 6 | 28 | - | 11 |
| | vs. Louisville | | | -DNP- | |
| | Akron | | | -DNP- | |
| | at Maryland | 5 | 25 | - | 9 |
| | at Michigan | 13 | 30 | - | 16 |
| | Rutgers | 11 | 49 | 1 | 11 |
| | at Penn State | 12 | (-3) | - | 7 |
| | Wisconsin | 14 | 8 | 1 | 13 |
| | at Illinois | 17 | 53 | 2 | 18 |
| Totals | | 84 | 188 | 4 | 18 |

| 2022 | Opponent | No. | Yds | TD | Lg |
|---------------|-------------------|----------|-------------|----------|----------|
| | Illinois | | | | -DNP- |
| | Idaho | | | | -DNP- |
| | Western Ky. | | | | -DNP- |
| | at Cincinnati | | | | -DNP- |
| | at Nebraska | | | | -DNP- |
| | Michigan | | | | -DNP- |
| | Maryland | | | | -DNP- |
| | at Rutgers | | | | -DNP- |
| | Penn State | 2 | (-8) | - | - |
| | at Ohio State | | | | -DNP- |
| | at Michigan State | | | | -DNP- |
| | Purdue | | | | -DNP- |
| Totals | | 2 | (-8) | - | - |



AARON STEINFELDT
TE || 6-5 || 250 || R-SOPHOMORE
BLOOMINGTON, INDIANA

84

CAREER NOTES & RECORDS

Redshirted in 2021 with collegiate debut at Purdue (11/27/21) ... appeared in all 12 games in 2022 with two starts ... made first career start against Michigan (10/8/22).

2023 SEASON

Season: Appeared in eight games with one start.

Rutgers (10/21): Logged one catch for 11 yards.

STEINFELDT'S CAREER STATS - RECEIVING

| | GP/GS | Rec | Yds | YPR | YPG | TD | Long | High |
|---------------|-------------|----------|-----------|------------|------------|----------|---------------|---------------|
| 2021 | 1/- | - | - | - | - | - | - | - |
| 2022 | 12/2 | 6 | 52 | 8.7 | 4.3 | 1 | 17-CIN | 28-CIN |
| 2023 | 8/1 | 1 | 11 | 11.0 | 1.4 | - | 11-RUT | 11-RUT |
| Totals | 21/3 | 7 | 63 | 9.0 | 3.0 | 1 | 17-CIN | 28-CIN |

STEINFELDT'S CAREER GAME-BY-GAME

| 2023 | Opponent | Receiving | No. | Yds | TD | Lg |
|---------------|----------------|-----------|----------|-----------|----------|-----------|
| | Ohio State | | - | - | - | - |
| | Indiana State | | - | - | - | - |
| | vs. Louisville | | - | - | - | - |
| | Akron | | - | - | - | - |
| | at Maryland | | - | - | - | - |
| | at Michigan | | - | - | - | - |
| | Rutgers | | 1 | 11 | - | 11 |
| | at Penn State | | | | -DNP- | |
| | Wisconsin | | | | -DNP- | |
| | at Illinois | | - | - | - | - |
| Totals | | | 1 | 11 | - | 11 |

| 2022 | Opponent | Receiving | No. | Yds | TD | Lg |
|---------------|-------------------|-----------|----------|-----------|----------|-----------|
| | Illinois | | - | - | - | - |
| | Idaho | | - | - | - | - |
| | Western Ky. | | 1 | 14 | - | 14 |
| | at Cincinnati | | 2 | 28 | - | 17 |
| | at Nebraska | | - | - | - | - |
| | Michigan | | - | - | - | - |
| | Maryland | | 3 | 10 | 1 | 5 |
| | at Rutgers | | - | - | - | - |
| | Penn State | | - | - | - | - |
| | at Ohio State | | - | - | - | - |
| | at Michigan State | | - | - | - | - |
| | Purdue | | - | - | - | - |
| Totals | | | 6 | 52 | 1 | 17 |



RACE STEWART
DL || 6-3 || 310 || R-SOPHOMORE
BLOOMINGTON, INDIANA

64

CAREER NOTES & RECORDS

Joined the program as a walk-on in 2021 ... collegiate debut came vs. Penn State (11/5/22) in 2022.

2023 SEASON

Season: Appeared in one game.

Indiana State (9/8): First career tackle was a fourth quarter sack which resulted in a 4-yard loss.

STEWART'S CAREER STATS

| | GP/GS | Solo | Ast | Ttl | TFL | Sacks | FF | FR-Yds | Int-Yds | QBH | PBU |
|---------------|------------|----------|----------|----------|--------------|--------------|----------|----------|----------|----------|----------|
| 2022 | 1/- | - | - | - | - | - | - | - | - | - | - |
| 2023 | 1/- | 1 | - | 1 | 1.0-4 | 1.0-4 | - | - | - | - | - |
| Totals | 1/- | 1 | - | 1 | 1.0-4 | 1.0-4 | - | - | - | - | - |

STEWART'S CAREER GAME-BY-GAME

| 2023 | Opponent | Solo | Ast | Total | TFL | Sacks | FF | FR-Yds | Int-Yds | QBH | PBU |
|---------------|----------------|----------|----------|----------|--------------|--------------|----------|----------|----------|----------|----------|
| | Ohio State | | | | | -DNP- | | | | | |
| | Indiana State | 1 | - | 1 | 1.0-4 | 1.0-4 | - | - | - | - | - |
| | vs. Louisville | | | | | -DNP- | | | | | |
| | Akron | | | | | -DNP- | | | | | |
| | at Maryland | | | | | -DNP- | | | | | |
| | at Michigan | | | | | -DNP- | | | | | |
| | Rutgers | | | | | -DNP- | | | | | |
| | Penn State | | | | | -DNP- | | | | | |
| | Wisconsin | | | | | -DNP- | | | | | |
| | at Illinois | | | | | -DNP- | | | | | |
| Totals | | 1 | - | 1 | 1.0-4 | 1.0-4 | - | - | - | - | - |



NIC TOOMER

DB || 6-2 || 190 || R-JUNIOR
TYRONE, GEORGIA

15

CAREER NOTES & RECORDS

Appeared in 21 games with six starts in four years at Stanford (2019-22) ... transferred to Indiana in the spring of 2023 ... had his first career interception against Indiana State (9/8).

2023 SEASON

Season: Appeared in eight games with seven starts ... one of 21 transfer student-athletes to make Indiana debut in 2023.

Ohio State (9/2): Had five stops and one pass breakup in his first appearance as a Hoosier. **Indiana State (9/8):** Logged his first career interception in his 315th pass coverage snap ... made one tackle. **at Maryland (9/30):** Made one solo stop. **at Michigan (10/14):** Posted two tackles. **Rutgers (10/21):** Charted three tackles. **at Penn State (10/28):** Registered five tackles ... sacked Drew Allar for a loss of three yards in the fourth quarter ... logged a second quarter tackle for loss on Nick Singleton. **Wisconsin (11/4):** Tallied five tackles ... brought Braedyn Locke down for a loss of four yards in the second quarter ... added one pass breakup. **at Illinois (11/11):** Charted four solo stops.

TOOMER'S CAREER STATS (* - at Stanford)

| | GP/GS | Solo | Ast | Ttl | TFL | Sacks | FF | FR-Yds | Int-Yds | QBH | PBU |
|---------------|--------------|-----------|-----------|-----------|---------------|--------------|----|--------|------------|-----|----------|
| 2019* | 1/- | - | - | - | - | - | - | - | - | - | - |
| 2020* | - | - | - | - | - | - | - | - | - | - | - |
| 2021* | 9/3 | 15 | 7 | 22 | 1.0-7 | - | - | - | - | - | 3 |
| 2022* | 11/3 | 3 | 4 | 7 | - | - | - | - | - | - | 2 |
| 2023 | 8/7 | 22 | 4 | 26 | 3.0-10 | 1.0-3 | - | - | 1-0 | - | 3 |
| IU | 8/7 | 22 | 4 | 26 | 3.0-10 | 1.0-3 | - | - | 1-0 | - | 3 |
| Totals | 29/13 | 40 | 19 | 55 | 4.0-17 | 1.0-3 | - | - | 1-0 | - | 8 |

TOOMER'S CAREER GAME-BY-GAME (* - at Stanford)

| 2023 | Opponent | Solo | Ast | Total | TFL | Sacks | FF | FR-Yds | Int-Yds | QBH | PBU |
|------|----------------|-----------|----------|-----------|---------------|--------------|----|--------|------------|-----|----------|
| | Ohio State | 5 | - | 5 | - | - | - | - | - | - | 1 |
| | Indiana State | - | 1 | 1 | - | - | - | - | 1-0 | - | - |
| | vs. Louisville | - | - | - | - | - | - | - | - | - | - |
| | Akron | - | - | - | - | - | - | - | - | - | - |
| | at Maryland | 1 | - | 1 | - | - | - | - | - | - | - |
| | at Michigan | 2 | - | 2 | - | - | - | - | - | - | - |
| | Rutgers | 3 | - | 3 | - | - | - | - | - | - | - |
| | at Penn State | 4 | 1 | 5 | 2.0-6 | 1.0-3 | - | - | - | - | 1 |
| | Wisconsin | 3 | 2 | 5 | 1.0-4 | - | - | - | - | - | 1 |
| | at Illinois | 4 | - | 4 | - | - | - | - | - | - | - |
| | Totals | 22 | 4 | 26 | 3.0-10 | 1.0-3 | - | - | 1-0 | - | 3 |

| 2022* | Opponent | Solo | Ast | Total | TFL | Sacks | FF | FR-Yds | Int-Yds | QBH | PBU |
|-------|----------------|----------|----------|----------|-----|-------|----|--------|---------|-----|----------|
| | Colgate | - | - | - | - | - | 1 | - | - | - | - |
| | USC | - | - | - | - | - | - | - | - | 1 | - |
| | at Washington | - | - | - | - | - | - | - | - | - | - |
| | at Oregon | - | - | - | - | - | - | - | - | - | - |
| | Oregon State | - | 1 | 1 | - | - | - | - | - | - | - |
| | at Notre Dame | - | - | - | - | - | - | - | - | - | - |
| | Arizona State | - | 2 | 2 | - | - | - | - | - | - | - |
| | at UCLA | 2 | - | 2 | - | - | - | - | - | - | 1 |
| | Washington St. | - | - | - | - | - | - | - | - | - | - |
| | at Utah | 1 | 1 | 2 | - | - | - | - | - | - | - |
| | at California | - | - | - | - | - | - | - | - | - | - |
| | BYU | - | - | - | - | - | - | - | - | - | 1 |
| | Totals | 3 | 4 | 7 | - | - | - | - | - | - | 2 |

| 2021* | Opponent | Solo | Ast | Total | TFL | Sacks | FF | FR-Yds | Int-Yds | QBH | PBU |
|-------|-------------------|-----------|----------|-----------|--------------|-------|----|--------|---------|-----|----------|
| | Kansas State | - | - | - | - | - | - | - | - | - | - |
| | at USC | - | - | - | - | - | - | - | - | - | - |
| | at Vanderbilt | - | - | - | - | - | - | - | - | - | - |
| | UCLA | 1 | - | 1 | 1.0-7 | - | - | - | - | - | 1 |
| | Oregon | 7 | 3 | 10 | - | - | - | - | - | - | - |
| | at Arizona State | 1 | - | 1 | - | - | - | - | - | - | - |
| | at Washington St. | 1 | - | 1 | - | - | - | - | - | - | 1 |
| | Washington | 2 | 1 | 3 | - | - | - | - | - | - | - |
| | Utah | - | - | - | - | - | - | - | - | - | - |
| | at Oregon State | 3 | 3 | 6 | - | - | - | - | - | - | 1 |
| | California | - | - | - | - | - | - | - | - | - | - |
| | Notre Dame | - | - | - | - | - | - | - | - | - | - |
| | Totals | 15 | 7 | 22 | 1.0-7 | - | - | - | - | - | 3 |

2019*

| Opponent | Solo | Ast | Total | TFL | Sacks | FF | FR-Yds | Int-Yds | QBH | PBU |
|-------------------|------|-----|-------|-----|-------|----|--------|---------|-----|-----|
| Northwestern | - | - | - | - | - | - | - | - | - | - |
| at USC | - | - | - | - | - | - | - | - | - | - |
| at UFC | - | - | - | - | - | - | - | - | - | - |
| Oregon | - | - | - | - | - | - | - | - | - | - |
| at Oregon State | - | - | - | - | - | - | - | - | - | - |
| Washington | - | - | - | - | - | - | - | - | - | - |
| UCLA | - | - | - | - | - | - | - | - | - | - |
| Arizona | - | - | - | - | - | - | - | - | - | - |
| at Colorado | - | - | - | - | - | - | - | - | - | - |
| at Washington St. | - | - | - | - | - | - | - | - | - | - |
| California | - | - | - | - | - | - | - | - | - | - |
| Notre Dame | - | - | - | - | - | - | - | - | - | - |
| Totals | - | - | - | - | - | - | - | - | - | - |



CHRISTIAN TURNER

RB || 5-11 || 205 || R-SENIOR+
BUFORD, GEORGIA

28

CAREER NOTES & RECORDS

Started career at University of Michigan and made collegiate debut against Nebraska (9/22/18) ... redshirted in 2018 ... transferred to Wake Forest in 2021 ... was Wake Forest's second-leading rusher in 2022 with 516 yards ... had seven touchdowns in 2022 ... had a two-touchdown game against Norfolk State (9/11/21) ... transferred to Indiana in spring of 2023.

2023 SEASON

Season: Appeared in all ten games with two starts ... made first appearance as a Hoosier against No. 3/4 Ohio State (9/2) ... one of 21 transfer student-athletes to make Indiana debut in 2023.

Ohio State (9/2): Rushed seven times for a team-best 29 yards ... long rush went for 11 yards. **Indiana State (9/8):** Posted 11 rushing yards on three carries ... scored first rushing touchdown as a Hoosier on a 1-yard rush in the third quarter. **Louisville (9/16):** Had two rushes for nine yards. **Akron (9/23):** Had 13 rushes for 67 yards and one touchdown in the second quarter on a six-yard score to put Indiana up 7-0. **at Maryland (9/30):** Logged 15 rushes for 61 yards in first start at Indiana. **at Michigan (10/14):** Charted eight rushes for 27 yards. **Rutgers (10/21):** Registered four carries for 23 yards ... had one reception for three yards.

C.TURNER'S CAREER STATS - RUSHING (* - at Wake Forest, ^ - at Michigan)

| | GP/GS | Car | Yds | YPC | YPG | TD | Long | High |
|---------------|-------------|------------|-------------|------------|-------------|-----------|----------------|----------------|
| 2018^ | 3/- | 20 | 95 | 4.8 | 31.7 | - | 19-NEB | 55-NEB |
| 2019^ | 10/- | 44 | 171 | 3.9 | 17.1 | 1 | 13-ND | 49-MTSU |
| 2020^ | 1/- | - | - | - | - | - | - | - |
| 2021* | 14/2 | 126 | 506 | 4.0 | 36.1 | 5 | 48-DUKE | 75-DUKE |
| 2022* | 12/- | 128 | 516 | 4.0 | 43 | 7 | 35-VMI | 100-VMI |
| 2023 | 10/2 | 52 | 227 | 4.4 | 22.7 | 2 | 17-AKR | 67-AKR |
| IU | 10/2 | 52 | 227 | 4.4 | 22.7 | 2 | 17-AKR | 67-AKR |
| Totals | 50/4 | 370 | 1516 | 4.1 | 30.3 | 15 | 48-DUKE | 100-VMI |


C.TURNER'S CAREER STATS - RECEIVING (* - at Wake Forest, ^ - at Michigan)

| | GP/GS | Rec | Yds | YPR | YPG | TD | Long | High |
|---------------|-------------|-----------|-----------|------------|------------|----------|---------------|---------------|
| 2018^ | 3/- | 1 | 16 | 16.0 | 5.3 | - | 16-FLA | 16-FLA |
| 2019^ | 10/- | 4 | 13 | 3.3 | 1.3 | - | 6-RUT | 6-RUT |
| 2020^ | 1/- | - | - | - | - | - | - | - |
| 2021* | 14/2 | 4 | 29 | 7.3 | 2.1 | - | 12-UNC | 19-UNC |
| 2022* | 12/- | 5 | 39 | 7.8 | 3.3 | 1 | 17-FSU | 18-VMI |
| 2023 | 10/2 | 3 | 0 | - | - | - | 3-RUT | 3-RUT |
| IU | 10/2 | 3 | 0 | - | - | - | 3-RUT | 3-RUT |
| Totals | 50/4 | 18 | 91 | 5.1 | 1.8 | 1 | 17-FSU | 19-UNC |

C.TURNER'S CAREER GAME-BY-GAME

| 2023 | Opponent | No. | Yds | TD | Lg | No. | Yds | TD | Lg |
|------|----------------|-----------|------------|----------|-----------|----------|----------|----|----------|
| | Ohio State | 7 | 29 | - | 11 | - | - | - | - |
| | Indiana State | 3 | 11 | 1 | 8 | - | - | - | - |
| | vs. Louisville | 2 | 9 | - | 5 | 1 | (-3) | - | - |
| | Akron | 13 | 67 | 1 | 17 | - | - | - | - |
| | at Maryland | 15 | 61 | - | 11 | 2 | - | - | 1 |
| | at Michigan | 8 | 27 | - | 7 | - | - | - | - |
| | Rutgers | 4 | 23 | - | 11 | 1 | 3 | - | 3 |
| | at Penn State | - | - | - | - | - | - | - | - |
| | Wisconsin | - | - | - | - | - | - | - | - |
| | at Illinois | - | - | - | - | - | - | - | - |
| | Totals | 52 | 227 | 2 | 17 | 3 | 0 | - | 3 |

| 2022* | | | | | Rushing | | | | | Receiving | | | | |
|-------------------|------------|------------|----------|-----------|------------|-----------|----------|-----------|----------|------------|----------|----------|----------|--|
| Opponent | No. | Yds | TD | Lg | No. | Yds | TD | Lg | | No. | Yds | TD | Lg | |
| VMI | 13 | 100 | 2 | 35 | 2 | 18 | - | 11 | | 2 | 18 | - | 11 | |
| at Vanderbilt | 11 | 44 | - | 8 | 1 | 2 | 1 | 2 | | 1 | 2 | 1 | 2 | |
| Liberty | 7 | 5 | - | 6 | - | - | - | - | | - | - | - | - | |
| Clemson | 10 | 27 | - | 8 | - | - | - | - | | - | - | - | - | |
| at Florida State | 20 | 64 | 1 | 14 | 1 | 17 | - | 17 | | 1 | 17 | - | 17 | |
| Army | 8 | 46 | 2 | 14 | - | - | - | - | | - | - | - | - | |
| Boston College | 7 | 29 | - | 15 | - | - | - | - | | - | - | - | - | |
| at Louisville | 9 | 38 | - | 21 | 1 | 2 | - | 2 | | 1 | 2 | - | 2 | |
| at NC State | 8 | 29 | 1 | 13 | - | - | - | - | | - | - | - | - | |
| North Carolina | 12 | 41 | 1 | 8 | - | - | - | - | | - | - | - | - | |
| Syracuse | 16 | 69 | - | 9 | - | - | - | - | | - | - | - | - | |
| at Duke | 7 | 24 | - | 9 | - | - | - | - | | - | - | - | - | |
| Missouri | | | | | -DNP- | | | | | -DNP- | | | | |
| Totals | 128 | 516 | 7 | 35 | 5 | 39 | 1 | 17 | - | | | | | |
| 2021* | | | | | Rushing | | | | | Receiving | | | | |
| Opponent | No. | Yds | TD | Lg | No. | Yds | TD | Lg | | No. | Yds | TD | Lg | |
| Old Dominion | 8 | 37 | - | 16 | 1 | 4 | - | 4 | | 1 | 4 | - | 4 | |
| Norfolk State | 9 | 27 | 2 | 8 | 1 | 6 | - | 6 | | 1 | 6 | - | 6 | |
| Florida State | 15 | 56 | - | 15 | - | - | - | - | | - | - | - | - | |
| at Virginia | 12 | 54 | - | 9 | - | - | - | - | | - | - | - | - | |
| Louisville | 7 | 31 | - | 9 | - | - | - | - | | - | - | - | - | |
| at Syracuse | 5 | 14 | - | 5 | - | - | - | - | | - | - | - | - | |
| at Army | 5 | 23 | 1 | 18 | - | - | - | - | | - | - | - | - | |
| Duke | 10 | 75 | - | 48 | - | - | - | - | | - | - | - | - | |
| at North Carolina | 4 | 17 | - | 6 | 2 | 19 | - | 12 | | 2 | 19 | - | 12 | |
| NC State | 11 | 25 | - | 7 | - | - | - | - | | - | - | - | - | |
| at Clemson | 6 | 19 | 1 | 8 | - | - | - | - | | - | - | - | - | |
| at Boston College | 18 | 51 | 1 | 7 | - | - | - | - | | - | - | - | - | |
| Pittsburgh | 6 | 34 | - | 16 | - | - | - | - | | - | - | - | - | |
| Rutgers | 10 | 43 | - | 12 | - | - | - | - | | - | - | - | - | |
| Totals | 126 | 506 | 5 | 48 | 4 | 29 | - | 12 | | | | | | |
| 2020^ | | | | | Rushing | | | | | Receiving | | | | |
| Opponent | No. | Yds | TD | Lg | No. | Yds | TD | Lg | | No. | Yds | TD | Lg | |
| at Minnesota | | | | | -DNP- | | | | | -DNP- | | | | |
| Michigan State | | | | | -DNP- | | | | | -DNP- | | | | |
| at Indiana | | | | | -DNP- | | | | | -DNP- | | | | |
| Wisconsin | - | - | - | - | - | - | - | - | | - | - | - | - | |
| at Rutgers | | | | | -DNP- | | | | | -DNP- | | | | |
| Penn State | | | | | -DNP- | | | | | -DNP- | | | | |
| Maryland | | | | | -Canceled- | | | | | -Canceled- | | | | |
| at Ohio State | | | | | -Canceled- | | | | | -Canceled- | | | | |
| at Iowa | | | | | -Canceled- | | | | | -Canceled- | | | | |
| Totals | - | - | - | - | - | - | - | - | | - | - | - | - | |
| 2019^ | | | | | Rushing | | | | | Receiving | | | | |
| Opponent | No. | Yds | TD | Lg | No. | Yds | TD | Lg | | No. | Yds | TD | Lg | |
| Middle Tenn. | 11 | 49 | - | 11 | 1 | 2 | - | 2 | | 1 | 2 | - | 2 | |
| Army | 3 | 20 | - | 11 | - | - | - | - | | - | - | - | - | |
| at Wisconsin | 6 | 17 | - | 6 | 1 | 4 | - | 4 | | 1 | 4 | - | 4 | |
| Rutgers | 11 | 48 | 1 | 10 | 1 | 6 | - | 6 | | 1 | 6 | - | 6 | |
| Iowa | 5 | 16 | - | 5 | 1 | 1 | - | 1 | | 1 | 1 | - | 1 | |
| at Illinois | 1 | (-4) | - | - | - | - | - | - | | - | - | - | - | |
| at Penn State | - | - | - | - | - | - | - | - | | - | - | - | - | |
| Notre Dame | 4 | 31 | - | 13 | - | - | - | - | | - | - | - | - | |
| at Maryland | 3 | (-6) | - | 3 | - | - | - | - | | - | - | - | - | |
| Michigan State | - | - | - | - | - | - | - | - | | - | - | - | - | |
| at Indiana | | | | | -DNP- | | | | | -DNP- | | | | |
| Ohio State | | | | | -DNP- | | | | | -DNP- | | | | |
| Alabama | | | | | -DNP- | | | | | -DNP- | | | | |
| Totals | 44 | 171 | 1 | 13 | 4 | 13 | - | 6 | | | | | | |
| 2018^ | | | | | Rushing | | | | | Receiving | | | | |
| Opponent | No. | Yds | TD | Lg | No. | Yds | TD | Lg | | No. | Yds | TD | Lg | |
| Notre Dame | | | | | -DNP- | | | | | -DNP- | | | | |
| Western Mich. | | | | | -DNP- | | | | | -DNP- | | | | |
| SMU | | | | | -DNP- | | | | | -DNP- | | | | |
| Nebraska | 10 | 55 | - | 19 | - | - | - | - | | - | - | - | - | |
| at Northwestern | | | | | -DNP- | | | | | -DNP- | | | | |
| at Maryland | | | | | -DNP- | | | | | -DNP- | | | | |
| Wisconsin | 3 | 8 | - | 10 | - | - | - | - | | - | - | - | - | |
| at Michigan State | | | | | -DNP- | | | | | -DNP- | | | | |
| Penn State | | | | | -DNP- | | | | | -DNP- | | | | |
| at Rutgers | | | | | -DNP- | | | | | -DNP- | | | | |
| Indiana | | | | | -DNP- | | | | | -DNP- | | | | |
| at Ohio State | | | | | -DNP- | | | | | -DNP- | | | | |
| Florida | 7 | 32 | - | 8 | 1 | 16 | - | 16 | | 1 | 16 | - | 16 | |
| Totals | 20 | 95 | - | 19 | 1 | 16 | - | 16 | | | | | | |



KAIDEN TURNER

LB || 6-2 || 230 || R-FRESHMAN
FAYETTEVILLE, ARKANSAS

14

CAREER NOTES & RECORDS

Redshirted in 2022 season while making four appearances ... made collegiate debut against Penn State (11/5/22) ... earned first career start against Purdue (11/26/22).

2023 SEASON

Season: Appeared in four games.

at Maryland (9/30): Made first appearance of the season on defense and special teams. **at Michigan (10/14):** Lone stop came on special teams.

K. TURNER'S CAREER STATS

| | GP/GS | Solo | Ast | Ttl | TFL | Sacks | FF | FR-Yds | Int-Yds | QBH | PBU |
|---------------|------------|----------|----------|-----------|--------------|----------|----------|----------|----------|----------|----------|
| 2022 | 4/1 | 8 | 7 | 15 | 0.5-0 | - | - | - | - | - | - |
| 2023 | 4/- | 1 | - | 1 | - | - | - | - | - | - | - |
| Totals | 8/1 | 9 | 7 | 16 | 0.5-0 | - | - | - | - | - | - |

K. TURNER'S CAREER GAME-BY-GAME

| 2023 | Opponent | Solo | Ast | Total | TFL | Sacks | FF | FR-Yds | Int-Yds | QBH | PBU |
|---------------|----------------|----------|----------|----------|----------|----------------|----------|----------|----------|----------|----------|
| | Ohio State | - | - | - | - | -DNP- | - | - | - | - | - |
| | Indiana State | - | - | - | - | -DNP- | - | - | - | - | - |
| | vs. Louisville | - | - | - | - | -DNP- | - | - | - | - | - |
| | Akron | - | - | - | - | -DNP- | - | - | - | - | - |
| | at Maryland | - | - | - | - | - | - | - | - | - | - |
| | at Michigan | 1 | - | 1 | - | - | - | - | - | - | - |
| | Rutgers | - | - | - | - | -DNP (Injury)- | - | - | - | - | - |
| | at Penn State | - | - | - | - | -DNP (Injury)- | - | - | - | - | - |
| | Wisconsin | - | - | - | - | - | - | - | - | - | - |
| | at Illinois | - | - | - | - | - | - | - | - | - | - |
| Totals | | 1 | - | 1 | - | - | - | - | - | - | - |

| 2022 | Opponent | Solo | Ast | Total | TFL | Sacks | FF | FR-Yds | Int-Yds | QBH | PBU |
|---------------|-----------------|----------|----------|-----------|--------------|----------|----------|----------|----------|----------|----------|
| | Illinois | - | - | - | - | -DNP- | - | - | - | - | - |
| | Idaho | - | - | - | - | -DNP- | - | - | - | - | - |
| | Western Ky. | - | - | - | - | -DNP- | - | - | - | - | - |
| | at Cincinnati | - | - | - | - | -DNP- | - | - | - | - | - |
| | at Nebraska | - | - | - | - | -DNP- | - | - | - | - | - |
| | Michigan | - | - | - | - | -DNP- | - | - | - | - | - |
| | Maryland | - | - | - | - | -DNP- | - | - | - | - | - |
| | at Rutgers | - | - | - | - | -DNP- | - | - | - | - | - |
| | Penn State | 1 | 1 | 2 | 0.5-0 | - | - | - | - | - | - |
| | at Ohio State | - | 3 | 3 | - | - | - | - | - | - | - |
| | at Michigan St. | - | 1 | 1 | - | - | - | - | - | - | - |
| | Purdue | 7 | 2 | 9 | - | - | - | - | - | - | - |
| Totals | | 8 | 7 | 15 | 0.5-0 | - | - | - | - | - | - |



ANDREW TURVY

OLB || 6-2 || 250 || R-SOPHOMORE
CARMEL, INDIANA

45

CAREER NOTES & RECORDS

Redshirted in 2021 season and appeared in five games in 2022 ... made collegiate debut against Idaho (9/10/22).

2023 SEASON

Season: Appeared in five games.

Indiana State (9/8): Made season debut on special teams.

TURVY'S CAREER STATS

| | GP/GS | Solo | Ast | Ttl | TFL | Sacks | FF | FR-Yds | Int-Yds | QBH | PBU |
|---------------|-------------|----------|----------|----------|----------|------------------|----------|----------|----------|----------|----------|
| 2021 | | - | - | - | - | -DNP (Redshirt)- | - | - | - | - | - |
| 2022 | 5/- | - | - | - | - | - | - | - | - | - | - |
| 2023 | 5/- | - | - | - | - | - | - | - | - | - | - |
| Totals | 10/- | - | - | - | - | - | - | - | - | - | - |



TREY WALKER

TE || 6-5 || 255 || R-SENIOR

WINNETKA, ILLINOIS

45

CAREER NOTES & RECORDS

Redshirted in 2019 season ... walk-on, joined the program during the season ... did not see any game action in 2020 ... made his collegiate debut against Idaho (9/11/21) ... saw time mainly on special teams ... made debut on offense against Idaho (9/10/22).

2023 SEASON

Season: Appeared in nine games with five starts ... made first career start against Akron (9/23) ... one of 17 Hoosiers to make first career start.

Akron (9/23): Made first career reception as part of a two-catch day for 32 yards ... long catch went for 20 yards and set up Christina Turner's touchdown run in the first quarter. **at Maryland (9/30):** Racked up three catches for 14 yards. **Wisconsin (11/4):** Posted two catches for 11 yards. **at Illinois (11/11):** Charted one catch for 15 yards.

WALKER'S CAREER STATS - RECEIVING

| | GP/GS | Rec | Yds | YPR | YPG | TD | Long | High |
|--------|-------|-----|-----|------------------|-----|----|--------|--------|
| 2019 | | | | -DNP (Redshirt)- | | | | |
| 2020 | | | | -DNP- | | | | |
| 2021 | 2/- | - | - | - | - | - | - | - |
| 2022 | 5/- | - | - | - | - | - | - | - |
| 2023 | 9/5 | 8 | 72 | 9.0 | 8.0 | - | 20-AKR | 32-AKR |
| Totals | 16/5 | 8 | 72 | 9.0 | 4.5 | - | 20-AKR | 32-AKR |

WALKER'S CAREER GAME-BY-GAME

| 2023 | Receiving | | | |
|----------------|-----------|-----|----|----|
| Opponent | No. | Yds | TD | Lg |
| Ohio State | - | - | - | - |
| Indiana State | - | - | - | - |
| vs. Louisville | - | - | - | - |
| Akron | 2 | 32 | - | 20 |
| at Maryland | 3 | 14 | - | 6 |
| at Michigan | - | - | - | - |
| Rutgers | - | - | - | - |
| at Penn State | - | - | - | - |
| Wisconsin | 2 | 11 | - | 6 |
| at Illinois | 1 | 15 | - | 15 |
| Totals | 8 | 72 | - | 20 |



JACKSON WASSERSTROM

WR || 6-0 || 170 || R-FRESHMAN

WESTFIELD, INDIANA

24

CAREER NOTES & RECORDS

Redshirted in 2022 season ... joined the program during the season and did not see any game action.

2023 SEASON

Season: Made collegiate debut against Indiana State (9/8) ... one of 14 Hoosiers to make collegiate debut.

Indiana State (9/8): Registered snaps on special teams in collegiate debut.

WASSERSTROM'S CAREER STATS - RECEIVING

| | GP/GS | Rec | Yds | YPR | YPG | TD | Long | High |
|--------|-------|-----|-----|-----|-----|----|------|------|
| 2023 | 1/- | - | - | - | - | - | - | - |
| Totals | 1/- | - | - | - | - | - | - | - |



SAM WEST

TE || 6-4 || 240 || FRESHMAN

GREENSBURG, INDIANA

88


2023 SEASON

Season: Appeared in one game ... made collegiate debut at Maryland (9/30) ... one of 14 Hoosiers to make collegiate debut ... one of seven true freshmen to debut in 2023.

at Maryland (9/30): Registered snaps on special teams in collegiate debut.

WEST'S CAREER STATS - RECEIVING

| | GP/GS | Rec | Yds | YPR | YPG | TD | Long | High |
|--------|-------|-----|-----|-----|-----|----|------|------|
| 2023 | 1/- | - | - | - | - | - | - | - |
| Totals | 1/- | - | - | - | - | - | - | - |



E.J. WILLIAMS JR.

WR || 6-3 || 200 || SENIOR

PHENIX CITY, ALABAMA

7

CAREER NOTES & RECORDS

Appeared in 33 games with six starts over three seasons at Clemson (2020-22) ... joined IU in the spring of 2023 ... caught first career touchdown versus Pittsburgh (11/28/20) ... caught five passes for 45 yards in the College Football Playoff semifinal against Ohio State (1/1/21).

2023 SEASON

Season: Appeared in six games with one start ... made first appearance as a Hoosier against No. 3/4 Ohio State (9/2) ... one of 21 transfer student-athletes to make Indiana debut in 2023.

Ohio State (9/2): Targeted four times in first appearance as a Hoosier ... hauled in one catch for 19 yards. **Indiana State (9/8):** Made one catch for ten yards. **at Penn State (10/28):** Had one catch for five yards. **Wisconsin (11/4):** Charted four catches for 48 yards ... all four catches went for first downs. **at Illinois (11/11):** Tallied four catches for 54 yards ... caught two-point conversion reception to tie the game with 28 seconds left in the fourth quarter

WILLIAMS' CAREER STATS - RECEIVING (* - at Clemson)

| | GP/GS | Rec | Yds | YPR | YPG | TD | Long | High |
|--------|-------|-----|-----|------|------|----|--------|--------|
| 2020* | 12/4 | 24 | 306 | 12.8 | 25.5 | 2 | 38-CIT | 80-ND |
| 2021* | 8/2 | 9 | 66 | 7.3 | 8.3 | - | 17-BC | 30-BC |
| 2022* | 13/- | 7 | 70 | 10.0 | 5.4 | - | 14-FUR | 38-FUR |
| 2023 | 6/1 | 11 | 136 | 12.4 | 27.2 | - | 27-ILL | 54-ILL |
| IU | 6/1 | 11 | 136 | 12.4 | 27.2 | - | 27-ILL | 54-ILL |
| Totals | 39/7 | 54 | 578 | 10.7 | 14.8 | 2 | 38-CIT | 80-ND |

WILLIAMS' CAREER GAME-BY-GAME (* - at Clemson)

| 2023 | | Receiving | | | |
|-------------------|-----------|------------|----------|-----------|----------------|
| Opponent | No. | Yds | TD | Lg | |
| Ohio State | 1 | 19 | - | 19 | |
| Indiana State | 1 | 10 | - | 10 | |
| vs. Louisville | - | - | - | - | -DNP (Injury)- |
| Akron | - | - | - | - | -DNP (Injury)- |
| at Maryland | - | - | - | - | -DNP (Injury)- |
| at Michigan | - | - | - | - | -DNP (Injury)- |
| Rutgers | - | - | - | - | - |
| at Penn State | 1 | 5 | - | 5 | |
| Wisconsin | 4 | 48 | - | 21 | |
| at Illinois | 4 | 54 | - | 27 | |
| Totals | 11 | 136 | - | 27 | |
| 2022* | | Receiving | | | |
| Opponent | No. | Yds | TD | Lg | |
| at Georgia Tech | 1 | 8 | - | 8 | |
| Furman | 3 | 38 | - | 14 | |
| Louisiana Tech | - | - | - | - | - |
| at Wake Forest | 1 | 12 | - | 12 | |
| NC State | 1 | 3 | - | 3 | |
| at Boston College | - | - | - | - | - |
| at Florida State | - | - | - | - | - |
| Syracuse | - | - | - | - | - |
| at Notre Dame | - | - | - | - | - |
| Louisville | 1 | 9 | - | 9 | |
| Miami (FL) | - | - | - | - | - |
| South Carolina | - | - | - | - | - |
| North Carolina | - | - | - | - | - |
| Tennessee | - | - | - | - | -DNP- |
| Totals | 7 | 70 | - | 14 | |
| 2021* | | Receiving | | | |
| Opponent | No. | Yds | TD | Lg | |
| Georgia | 1 | 0 | - | 0 | |
| SC State | 1 | 10 | - | 10 | |
| Georgia Tech | - | - | - | - | - |
| at NC State | - | - | - | - | - |
| Boston College | 3 | 30 | - | 17 | |
| at Syracuse | - | - | - | - | -DNP- |
| at Pittsburgh | - | - | - | - | -DNP- |
| Florida State | 2 | 8 | - | 10 | |
| at Louisville | 1 | 7 | - | 7 | |
| UConn | 1 | 11 | - | 11 | |
| Wake Forest | - | - | - | - | -DNP- |
| at South Carolina | - | - | - | - | -DNP- |
| Iowa State | - | - | - | - | -DNP- |
| Totals | 9 | 66 | - | 17 | |
| 2020* | | Receiving | | | |
| Opponent | No. | Yds | TD | Lg | |
| at Wake Forest | 1 | 6 | - | 6 | |
| The Citadel | 3 | 58 | - | 38 | |
| Virginia | - | - | - | - | - |
| Miami (FL) | 1 | (-4) | - | - | - |
| at Georgia Tech | 2 | 29 | - | 16 | |
| Syracuse | 2 | 22 | - | 21 | |
| Boston College | 2 | 24 | - | 15 | |
| at Notre Dame | 1 | 8 | - | 8 | |
| Pittsburgh | 3 | 38 | 1 | 32 | |
| at Virginia Tech | - | - | - | - | - |
| Notre Dame | 4 | 80 | 1 | 33 | |
| Ohio State | 5 | 45 | - | 13 | |
| Totals | 24 | 306 | 2 | 38 | |



SEAN WRACHER

LS || 6-4 || 225 || SENIOR+

AKRON, OHIO

95

CAREER NOTES & RECORDS

Appeared in all 55 career games since arriving on campus ... served as the primary long snapper in every game of his career ... has three career tackles ... two came in 2021 ... one came in 2023, at Maryland (9/30/23) ... tabbed honorable mention All-America by Rubio Long Snapping in 2022 ... Earned fourth-team All-Big Ten from Phil Steele in 2022.

2023 SEASON

Season: Started at long snapper in all ten games.

Awards: Named semifinalist for the Patrick Mannelly Award, which is awarded to the nation's best long snapper.

Ohio State (9/2): Snapped for James Evans who averaged 54.2 yards per punt on six boots to rank No. 3 on Indiana's single game punting average chart. **Louisville (9/16):** Made his third career tackle. **Akron (9/23):** Snapped for Chris Freeman who totaled nine points on two made field goals and three extra points. **at Penn State (10/28):** Snapped for James Evans who averaged 57.5 yards per punt on four punts ... each punt went over 50 yards with a long of 64. **Wisconsin (11/4):** Snapped for Chris Freeman who totaled eight points ... including a 50-yard field goal with 1:10 left in the game to push Indiana's lead to 20-14.

THE LAST TIME...

PASSING

An Individual Attempted 40 Passes:

IU: at Rutgers, Connor Bazalak (42), 10/22/22
Opp: Wisconsin, Braedyn Locke (41), 11/4/23

An Individual Attempted 50 Passes:

IU: at Cincinnati, Connor Bazalak (66), 9/24/22
Opp: at Virginia, K. Benkert (66), 9/9/17

An Individual Attempted 60 Passes:

IU: at Cincinnati, Connor Bazalak (66), 9/24/22
Opp: at Virginia, K. Benkert (66), 9/9/17

An Individual Completed 25 Passes:

IU: Maryland, Connor Bazalak (29), 10/15/22
Opp: at Michigan State, Payton Thorne (27), 11/19/22

An Individual Completed 30 Passes:

IU: at Cincinnati, Connor Bazalak (31), 9/24/22
Opp: Western Kentucky, Austin Reed (33), 9/17/22

An Individual Passed For 300 Yards:

IU: Western Kentucky, Connor Bazalak (364), 9/17/22
Opp: at Illinois, John Paddock (507), 11/11/23

An Individual Passed For 400 Yards:

IU: at Ohio State, Michael Penix Jr. (491), 11/21/20
Opp: at Illinois, John Paddock (507), 11/11/23

An Individual Passed For 300 Yards In Consecutive Games:

IU: Michael Penix Jr., 2020
vs. Michigan (342), 11/7/20; at Michigan State (320), 11/14/20;
at Ohio State (491), 11/14/20

An Individual Passed For 300 Yards In Three Straight Games:

IU: Michael Penix Jr., 2020
vs. Michigan (342), 11/7/20; at Michigan State (320), 11/14/20;
at Ohio State (491), 11/14/20

An Individual Threw Four Touchdown Passes:

IU: at Ohio State, Michael Penix Jr. (5), 11/21/20
Opp: at Illinois, John Paddock (4), 11/11/23

An Individual Threw Five Touchdown Passes:

IU: at Ohio State, Michael Penix Jr. (5), 11/21/20
Opp: at Maryland, Taulia Tagovailoa (5), 9/30/23

An Individual Threw Six Touchdown Passes:

IU: Purdue, Tre Roberson (6), 11/30/13
Opp: Iowa, Nate Stanley (6), 10/13/18

A Team Had 10 or Fewer Passing Attempts:

IU: at Michigan State (7), 11/19/22
Opp: Charleston Southern (10), 10/7/17

A Team Had Five Or Fewer Completions:

IU: at Michigan State (2), 11/19/22
Opp: Rutgers (5), 10/21/23

A Team Had Zero Completions:

Opp: Charleston Southern (0), 10/7/17

A Team Had Zero Yards Passing:

Opp: Charleston Southern (0), 10/7/17

A Team Had Fewer Than 50 Yards Passing:

IU: at Michigan State (31), 11/19/22
Opp: Rutgers (39), 10/21/23

A Team Had Fewer Than 100 Yards Passing:

IU: Ohio State (82), 9/2/23
Opp: Rutgers (39), 10/21/23

RUSHING

An Individual Attempted 40 Rushes:

IU: at Penn State, BenJarvus Green-Ellis (42), 11/15/03
Opp: Michigan State, Javon Ringer (44), 9/27/08

An Individual Attempted 50 Rushes:

IU: at Wisconsin, Anthony Thompson (52), 11/11/89
Opp: Michigan State, Lorenzo White (56), 11/14/87

An Individual Rushed For 100 Yards:

IU: at Michigan State, Shaun Shivers (115), 11/19/22
Opp: at Illinois, Reggie Love III (140), 11/11/23

An Individual Rushed For 150 Yards:

IU: Idaho, Shaun Shivers (155), 9/10/22
Opp: Illinois, Chase Brown (199), 9/2/22

An Individual Rushed For 200 Yards:

IU: Virginia, Stevie Scott III (204), 9/8/18
Opp: Maryland, Anthony McFarland (210), 11/10/18

An Individual Rushed For 300 Yards:

IU: at Rutgers, Tevin Coleman (307), 11/15/14
Opp: Penn State, Larry Johnson (327), 11/16/02

Two Or More Players Had 100 Yards Rushing In Same Game:

IU: Rutgers, Morgan Ellison (149) & Cole Gest (104), 11/18/17
Opp: Rutgers, Gavin Wimsatt (143) & Kyle Monagngai (109), 10/21/23

A Team Rushed For Over 300 Yards:

IU: Maryland (414), 10/29/16
Opp: at Ohio State (340), 11/12/22

A Team Rushed For Over 400 Yards:

IU: Maryland (414), 10/29/16
Opp: at Wisconsin (554), 11/16/13

A Team Rushed For Over 450 Yards:

IU: Indiana State (455), 8/30/14
Opp: at Wisconsin (554), 11/16/13

A Team Was Held To Under 50 Yards Rushing:

IU: Maryland (36), 10/15/22
Opp: at Cincinnati (40), 9/24/22

A Team Was Held To Under 100 Yards Rushing:

IU: Wisconsin (75), 11/4/23
Opp: Indiana State (72), 9/8/23

An Individual Scored On A Run Of 60 Yards:

IU: at Michigan State, Shaun Shivers (79), 11/19/22
Opp: Rutgers, Gavin Wimsatt (80), 10/21/23

An Individual Scored On A Run Of 70 Yards:

IU: at Michigan State, Shaun Shivers (79), 11/19/22
Opp: Rutgers, Gavin Wimsatt (80), 10/21/23

An Individual Scored On A Run Of 80 Yards:

IU: at Ohio State, Tevin Coleman (90), 11/22/14
Opp: Rutgers, Gavin Wimsatt (80), 10/21/23

An Individual Ran For Three Touchdowns:

IU: Maryland, Stevie Scott III (3), 11/28/20
Opp: Rutgers, Gavin Wimsatt (3), 10/21/23

An Individual Had Back-To-Back 100-Yard Rushing Games:

IU: Stevie Scott III, 2019
Rutgers (164), 10/12/19; at Maryland (108), 10/19/19

An Individual Had Back-To-Back 150-Yard Rushing Games:

IU: Jordan Howard, 2015
Iowa (174), 11/7/15; Michigan (238), 11/14/15

An Individual Had Back-To-Back 200-Yard Rushing Games:

IU: Tevin Coleman, 2014
at Rutgers (307), 11/15/14; at Ohio State (228), 11/22/14

RECEIVING

An Individual Caught 10-Or-More Passes:

IU: at Illinois, Donaven McCulley (11), 11/11/23
Opp: Michigan, Ronnie Bell (11), 10/8/22

Two Individuals Caught 10-Or-More Passes:

IU: at Maryland, 10/28/17
Whop Philyor (13), Luke Timian (13) & Simmie Cobbs (10)

Three Individuals Caught 10-Or-More Passes:

IU: at Maryland, 10/28/17
Whop Philyor (13), Luke Timian (13) & Simmie Cobbs (10)

An Individual Caught 10-Or-More Passes In Consecutive Games:

IU: Whop Philyor, 2019
at Michigan State (14), 9/28/19; vs. Rutgers (10), 10/12/19

An Individual Had 100 Yards Receiving In A Game:

IU: at Illinois, Donaven McCulley (137), 11/11/23
Opp: at Illinois, Isaiah Williams (200) & Pat Bryant (131), 11/11/23

Two Individuals Had 100 Yards Receiving In A Game:

IU: Illinois, 9/2/22
Cam Camper (156) & D.J. Matthews Jr. (109)
Opp: at Illinois, 11/11/23
Isaiah Williams (200) & Pat Bryant (131)

An Individual Had 150 Yards Receiving In A Game:

IU: Illinois, Cam Camper (156), 9/2/22
Opp: at Illinois, Isaiah Williams (200), 11/11/23

An Individual Had 200 Yards Receiving In A Game:

IU: at Ohio State, Ty Fryfogle (218), 11/21/20
Opp: at Illinois, Isaiah Williams (200), 11/11/23

An Individual Had Back-To-Back 100-Yard Receiving Games:

IU: Ty Fryfogle, 2020
vs. Michigan (142), 11/7/20; at Michigan State (200), 11/14/20;
at Ohio State (218), 11/21/20

An Individual Had Three Straight 100-Yard Receiving Games:

IU: Ty Fryfogle, 2020
vs. Michigan (142), 11/7/20; at Michigan State (200), 11/14/20;
at Ohio State (218), 11/21/20

An Individual Had Back-To-Back 200-Yard Receiving Games:

IU: Ty Fryfogle, 2020
at Michigan State (200), 11/14/20; at Ohio State (218), 11/21/20

An Individual Scored On A 60-Yard Reception:

IU: at Penn State, Donaven McCulley (69), 10/28/23
Opp: vs. Louisville, Jamari Thrash (85), 9/16/23

An Individual Scored On A 70-Yard Reception:

IU: at Penn State, DeQuece Carter (90), 10/28/23
Opp: vs. Louisville, Jamari Thrash (85), 9/16/23

An Individual Scored On An 80-Yard Reception:

IU: at Penn State, DeQuece Carter (90), 10/28/23
Opp: vs. Louisville, Jamari Thrash (85), 9/16/23

An Individual Scored On A 90-Yard Reception:

IU: at Penn State, DeQuece Carter (90), 10/28/23
Opp: --

An Individual Caught Two Touchdown Passes:

IU: at Illinois, Donaven McCulley (2), 11/11/23
Opp: at Illinois, Isaiah Williams (2), 11/11/23

An Individual Caught Three Touchdown Passes:

IU: at Ohio State, Ty Fryfogle (3), 11/21/20
Opp: at Maryland, Tai Felton (3), 9/30/23

An Individual Caught Four Touchdown Passes:

IU: Michigan State, James Hardy (4), 10/28/06
Opp: Michigan, Jehu Chesson (4), 11/14/15

YARDS

A Team Gained 500 Yards Total Offense:
IU: **Indiana State (558), 9/8/23**
Opp: **at Illinois (662), 11/11/23**

A Team Gained 600 Yards Total Offense:
IU: Maryland (650), 10/29/16
Opp: **at Illinois (662), 11/11/23**

A Team Gained Less Than 200 Yards Total Offense:
IU: **Ohio State (153), 9/2/23**
Opp: **Indiana State (93), 9/8/23**

An Individual Gained 400 Yards Total Offense:
IU: at Ohio State, Michael Penix Jr. (491), 11/21/20
Opp: **at Illinois, John Paddock (499), 11/11/23**

SCORING

An Individual Scored Three Touchdowns:
IU: Maryland, Stevie Scott III (3), 11/28/20
Opp: **Rutgers, Gavin Wimsatt (3), 10/21/23**

An Individual Scored Four Touchdowns:
IU: Michigan State, James Hardy (4), 10/28/06
Opp: Michigan, Jehu Chesson (4), 11/14/15

An Individual Accounted For Six Touchdowns:
IU: Purdue, Tre Roberson (6 pass), 11/30/13
Opp: **at Maryland, Taulia Tagovailoa (5 pass; 1 rush), 9/30/23**

An Individual Had Rushing & Receiving Touchdown In Same Game:
IU: Maryland, Josh Henderson, 10/15/22
(1 rush, 1 receiving)
Opp: Ohio State, TreVeyon Henderson, 10/23/21
(2 rush, 1 receiving)

An Individual Scored On A Two-Point Conversion:
IU: **at Illinois, 11/11/23**
E.J. Williams Jr. pass from Brendan Sorsby (4th Quarter)
Opp: Cincinnati, 9/18/21
Leonard Taylor pass from Desmond Ridder

A Team Recorded A Safety:
IU: Idaho, Team, 9/10/22
Opp: **at Penn State, Team, 10/28/23**

A Team Recorded A Shutout:
IU: at Michigan State (24-0), 11/14/20
Opp: at Penn State (24-0), 10/2/21

A Team Scored 28 Points In A Quarter:
IU: Rutgers (28 - 3rd quarter), 10/17/15
Opp: at Cincinnati (28 - 2nd quarter), 9/24/22

A Team Scored 30 Points In A Half:
IU: Idaho (35 - 2nd half), 9/10/22
Opp: **at Michigan (31 - 2nd half), 10/14/23**

A Team Scored 40 Points In A Half:
IU: Indiana State (45 - 1st half), 8/29/13
Opp: Ohio State (44 - 1st half), 10/23/21

FIELD GOALS

An Individual Kicked Three Field Goals:
IU: Western Kentucky, Charles Campbell (4), 9/17/22
Opp: **at Illinois, Caleb Griffin (3), 11/11/23**

An Individual Made Four Field Goals:
IU: Western Kentucky, Charles Campbell (4), 9/17/22
Opp: vs. Tennessee, Brent Cimaglia (4), 1/2/20

An Individual Kicked A 50-Yard Field Goal:
IU: **Wisconsin, Chris Freeman (50), 11/4/23**
Opp: **at Penn State, Alex Felkins (50), 10/28/23**

DEFENSE

An Individual Made 10 Tackles:
IU: **at Illinois, Louis Moore (10), 11/11/23**
Opp: **at Illinois, Clayton Bush (11), 11/11/23**

An Individual Made 15 Tackles:
IU: Wisconsin, Chase Dutra (15), 11/4/17
Opp: at Cincinnati, Ivan Pace Jr. (15), 9/24/22

An Individual Made 20 Tackles:
IU: at Michigan State, Austin Thomas (22), 10/13/07
Opp: at Wisconsin, Nick Greisen (20), 10/6/01

An Individual Had Three Straight Double-Digit Tackle Games:
IU: Cam Jones, 2022
Western Kentucky (13), 9/17/22; at Cincinnati (11), 9/24/22; at Nebraska (11), 10/1/22

An Individual Had Two Fumble Recoveries:
IU: **Wisconsin, Josh Sanguinetti (2), 11/4/23**

An Individual Had Two Forced Fumbles:
IU: Maryland, Aaron Casey (2), 10/15/16

An Individual Had Two Interceptions:
IU: **Akron, Louis Moore (2), 9/23/23**
Opp: at Iowa, Riley Moss (2), 9/11/21

An Individual Had Three Interceptions:
IU: at Michigan, Greg Yeldell (3), 10/24/98
Opp: Iowa, Grant Steen (3), 10/19/02

An Individual Recorded 2.0 Sacks
IU: **Wisconsin, Aaron Casey (2.0), 11/4/23**
Opp: **at Michigan, Jaylen Harrell (2.0), 10/14/23**

An Individual Recorded 3.0 Sacks
IU: at Penn State, Tegray Scales (3.0), 9/30/17
Opp: Penn State, Shaka Toney (4.0), 10/20/18

An Individual Recorded 4.0 Sacks
IU: Central Michigan, Matt Mayberry (4.0), 11/1/08
Opp: Penn State, Shaka Toney (4.0), 10/20/18

An Individual Scored On An Interception Return:
IU: **Akron, Louis Moore (22), 9/23/23**
Opp: at Rutgers, Christian Braswell (12), 10/22/22

An Individual Scored On A Fumble Return:
IU: Rutgers, Reakwon Jones (17), 10/12/19
Opp: **Indiana State, Maddix Blackwell (75), 9/8/23**

An Individual Had an Interception and Fumble Recovery:
IU: Western Kentucky, Myles Jackson, 9/17/22

SPECIAL TEAMS

An Individual Scored On A Punt Return:
IU: Idaho, D.J. Matthews Jr. (81), 9/11/21
Opp: at Maryland, D. Savage (16, blocked), 10/28/17

An Individual Scored On A Kickoff Return:
IU: at Michigan State, Jaylin Lucas (88), 11/19/22
Opp: Cincinnati, Tre Tucker (99), 9/18/21

An Individual Blocked A Punt:
IU: at Maryland, Miles Marshall, 10/30/21
Opp: **Rutgers, Eric Rogers, 10/21/23**

An Individual Blocked A Field Goal:
IU: **at Maryland, Marcus Burris Jr., 9/30/23**
Opp: at Michigan State, Michael Fletcher, 11/19/22

An Individual Blocked An Extra Point:
IU: Penn State, Brandon Wilson, 10/20/18
Opp: **at Illinois, Jer'Zhan Newton, 11/11/23**

A Team Blocked Two Punts in the Same Game:
IU: Idaho, 9/11/21

A Team Scored on a Punt Return & Blocked Punt Return in Same Game:
IU: Idaho, 9/11/21
D.J. Matthews Jr. 81-yard punt return; Javon Swinton 4-yard blocked punt return

A Team Scored On A Punt & Interception Return In The Same Game:
IU: Western Michigan, 9/2/06
Chris Phillips 66-yard interception return; Tracy Porter 86-yard punt return

A Team Scored On A Punt & Fumble Return In The Same Game:
IU: Georgia Southern, 9/23/17
Andre Brown Jr. 22-yard fumble return; J-Shun Harris II 70-yard punt return

A Team Recovered an Onside Kick
IU: **vs. Louisville, 9/16/23**
Opp: **Akron, 9/23/23**

MISCELLANEOUS

Beat a Ranked Opponent: at No. 16 Wisconsin, 12/5/20
Indiana 14, Wisconsin 6

Beat a Ranked Opponent On The Road: at No. 16 Wisconsin, 12/5/20
Indiana 14, Wisconsin 6

Beat a Top 10 Opponent: No. 8 Penn State, 10/24/20
Indiana 36, Penn State 35 (OT)

Overcame 17-or-more Point Deficit To Win: 11/19/22 at Michigan State
Michigan State led 24-7 at halftime before Indiana went on a 32-7 run for a 39-31 double overtime victory

Scored On Game's First Offensive Play: Rutgers, 10/12/19
Reakwon Jones 17-yard fumble return

SCORING DRIVES

| Plays | Yds | Time | Result | Qtr. | Scoring Play |
|---------------------------|-----|------|--------|------|--|
| OHIO STATE (1) | | | | | |
| 8 | 43 | 4:03 | FG | 2 | Freeman 42-yard field goal |
| INDIANA STATE (7) | | | | | |
| 4 | 73 | 1:18 | TD | 1 | Lucas 25-yard rush (Freeman kick) |
| 6 | 81 | 2:17 | TD | 1 | Lucas 25-yard rush (Freeman kick) |
| 9 | 71 | 4:38 | TD | 1 | T. Jackson 10-yard rush (Freeman kick) |
| 10 | 42 | 1:39 | FG | 2 | Freeman 28-yard field goal |
| 13 | 93 | 6:03 | TD | 3 | C. Turner 1-yard rush (Radicic kick) |
| 7 | 45 | 4:03 | TD | 4 | Henderson 3-yard rush (Radicic kick) |
| 15 | 74 | 7:07 | TD | 4 | Radicic 21-yard field goal |
| vs. Louisville (2) | | | | | |
| 3 | 54 | 1:14 | TD | 3 | Lucas 30-yard pass from T. Jackson (Freeman kick) |
| 13 | 97 | 7:27 | TD | 3 | Henderson 2-yard rush (Freeman kick) |
| AKRON (5) | | | | | |
| 6 | 80 | 3:29 | TD | 1 | C. Turner 6-yard rush (Freeman kick) |
| -- | -- | -- | TD | 3 | Moore 22-yard interception return (Freeman kick) |
| 11 | 72 | 5:08 | FG | 4 | Freeman 19-yard field goal |
| 3 | 25 | -- | TD | OT | Camper 12-yard pass from T. Jackson (Freeman kick) |
| 4 | 4 | -- | FG | 2OT | Freeman 39-yard field goal |
| -- | -- | -- | 2PT | 4OT | D. Carter from T. Jackson |
| at Maryland (3) | | | | | |
| 8 | 32 | 4:31 | FG | 1 | Freeman 25-yard field goal |
| 7 | 47 | 3:30 | TD | 4 | Do. McCulley 11-yard pass from Sorsby (Freeman kick) |
| 13 | 75 | 6:29 | TD | 4 | Coby 16-yard pass from Sorsby (Freeman kick) |
| at Michigan (1) | | | | | |
| 7 | 77 | 2:51 | TD | 1 | J. Lucas 44-yard pass from Do. McCulley (Freeman kick) |
| RUTGERS (2) | | | | | |
| 9 | 75 | 3:32 | TD | 1 | Cooper Jr. 35-yard pass from Sorsby (Freeman kick) |
| 4 | 59 | 1:25 | TD | 2 | Sorsby 4-yard rush (Freeman kick) |
| at Penn State (4) | | | | | |
| 1 | 90 | 0:12 | TD | 1 | D. Carter 90-yard pass from Sorsby (Freeman kick) |
| 1 | 69 | 0:09 | TD | 2 | Do. McCulley 69-yard pass from Sorsby (Freeman kick) |
| 12 | 80 | 5:20 | TD | 4 | Cooper Jr. 26-yard pass from Sorsby (Freeman kick) |
| 4 | 4 | 2:04 | FG | 4 | Freeman 35-yard field goal |

| Plays | Yds | Time | Result | Qtr. | Scoring Play |
|------------------------|-----|------|--------|------|--|
| WISCONSIN (4) | | | | | |
| 9 | 66 | 4:53 | TD | 1 | Sorsby 8-yard rush (Freeman kick) |
| 9 | 33 | 3:12 | FG | 2 | Freeman 27-yard field goal |
| 9 | 71 | 3:24 | TD | 2 | Do. McCulley 7-yard pass from Sorsby (Freeman kick) |
| 8 | 36 | 2:57 | FG | 4 | Freeman 50-yard field goal |
| at Illinois (7) | | | | | |
| 9 | 32 | 3:40 | TD | 1 | Howland 1-yard rush (Freeman kick) |
| 7 | 74 | 3:41 | TD | 2 | Do. McCulley 6-yard pass from Sorsby (Freeman kick) |
| 6 | 69 | 2:52 | TD | 2 | Do. McCulley 6-yard pass from Sorsby (Freeman kick) |
| 4 | 52 | 2:01 | TD | 2 | Sorsby 18-yard rush (Freeman kick blocked) |
| 6 | 52 | 2:17 | TD | 4 | Sorsby 5-yard rush (Freeman kick) |
| 6 | 85 | 1:09 | TD | 4 | D. Carter 26-yard pass from Sorsby (E.J. Williams pass from Sorsby successful) |
| 4 | 2 | -- | FG | OT | Freeman 41-yard field goal |

SCORING BREAKDOWN

INDIANA DRIVES

Scoring Drives: 36 scoring drives (26 TD, 9 FG, 1 2PT)
Special Teams/Defense: Moore 22-yard interception return - Akron, 9/23.

LONGEST SCORING DRIVES BY:

| | | |
|---------------|---------|--------------------------|
| Plays: | 15 | INDIANA STATE (9/8) |
| | 13 (3x) | Last: at Maryland (9/30) |
| | 12 | at Penn State (10/28) |
| Yards: | 97 | vs. Louisville (9/16) |
| | 93 | INDIANA STATE (9/8) |
| | 90 | at Penn State (10/28) |
| Time: | 7:27 | vs. Louisville (9/16) |
| | 7:07 | INDIANA STATE (9/8) |
| | 6:29 | at Maryland (9/30) |

OPPONENT DRIVES

Scoring Drives: 48 scoring drives (36 TD, 12 FG)
Special Teams/Defense: Blackwell 75-yard fumble return - Indiana State, 9/8; Rogers 17-yard blocked punt return - Rutgers, 10/21; Safety - at Penn State, 10/28.

LONGEST SCORING DRIVES BY:

| | | |
|---------------|---------|---------------------------|
| Plays: | 15 | RUTGERS (10/21) |
| | 14 (2x) | Last: at Illinois (11/11) |
| | 13 | vs. Louisville (9/16) |
| Yards: | 92 | at Illinois (11/11) |
| | 88 | OHIO STATE (9/2) |
| | 87 | at Michigan (10/14) |
| Time: | 8:09 | RUTGERS (10/21) |
| | 7:21 | at Illinois (11/11) |
| | 6:26 | vs. Louisville (9/16) |

INDIANA GAME-BY-GAME

| | OSU | ISU | vs. UL | AKRON | at UMD | at MICH | RUT | at PSU | WIS | at ILL | MSU | at PUR |
|------------------------------|----------------|-----------------|----------------|----------------|----------------|----------------|----------------|----------------|----------------|----------------|-----|--------|
| First Downs | 10 | 33 | 19 | 15 | 20 | 15 | 18 | 14 | 20 | 29 | | |
| Rushing | 3 | 12 | 3 | 2 | 9 | 9 | 11 | 4 | 6 | 10 | | |
| Passing | 5 | 18 | 13 | 11 | 11 | 6 | 5 | 9 | 11 | 12 | | |
| Penalty | 2 | 3 | 3 | 2 | -- | -- | 2 | 1 | 3 | 7 | | |
| Net Yards Rushing | 71 | 214 | 58 | 92 | 116 | 92 | 153 | 80 | 75 | 162 | | |
| Rushing Attempts | 33 | 42 | 27 | 34 | 37 | 33 | 29 | 34 | 41 | 43 | | |
| Average Per Rush | 2.2 | 5.1 | 2.1 | 2.7 | 3.1 | 2.8 | 5.3 | 2.4 | 1.8 | 3.8 | | |
| Rushing Touchdowns | -- | 5 | 1 | 1 | -- | -- | 1 | -- | 1 | 3 | | |
| Yards Gained | 89 | 223 | 79 | 121 | 144 | 128 | 156 | 122 | 118 | 203 | | |
| Yards Lost | 18 | 9 | 21 | 29 | 28 | 36 | 3 | 42 | 43 | 41 | | |
| Net Yards Passing | 82 | 344 | 299 | 190 | 205 | 140 | 126 | 269 | 186 | 289 | | |
| Completions | 9 | 27 | 24 | 11 | 25 | 14 | 15 | 13 | 19 | 22 | | |
| Attempts | 21 | 37 | 34 | 26 | 41 | 29 | 31 | 19 | 31 | 33 | | |
| Interceptions | -- | -- | 1 | 1 | 1 | 2 | -- | 1 | -- | 1 | | |
| Yards Per Attempt | 3.9 | 9.3 | 8.8 | 7.3 | 5.0 | 4.8 | 4.1 | 14.2 | 6.0 | 8.8 | | |
| Yards Per Completion | 9.1 | 12.7 | 12.5 | 17.3 | 8.2 | 10.0 | 8.4 | 20.7 | 9.8 | 13.1 | | |
| Passing Touchdowns | -- | -- | 1 | 1 | 2 | 1 | 1 | 3 | 1 | 3 | | |
| Total Offensive Yards | 153 | 558 | 357 | 282 | 321 | 232 | 279 | 349 | 261 | 451 | | |
| Plays | 54 | 79 | 61 | 60 | 78 | 62 | 60 | 53 | 72 | 76 | | |
| Yards Per Play | 2.8 | 7.1 | 5.9 | 4.7 | 4.1 | 3.7 | 6.4 | 6.6 | 3.6 | 5.9 | | |
| Fumbles-Lost | -- | 2-1 | 2-0 | 1-1 | 1-0 | 3-2 | 1-1 | 3-1 | 2-0 | 1-1 | | |
| Penalties-Yards | 8-75 | 7-60 | 4-20 | 5-50 | 4-30 | 5-47 | 5-55 | 5-35 | 2-30 | 7-80 | | |
| Punts-Yards | 6-325 | 2-102 | 5-196 | 7-313 | 5-183 | 4-167 | 5-215 | 4-230 | 6-266 | 5-150 | | |
| Yards Per Punt | 54.2 | 51.0 | 39.2 | 44.7 | 36.6 | 41.8 | 43.0 | 57.5 | 44.3 | 37.5 | | |
| Net Yards Per Punt | 48.5 | 41.0 | 37.4 | 39.1 | 29.0 | 32.5 | 35.0 | 55.2 | 39.5 | 36.5 | | |
| Inside 20 | 1 | -- | 2 | 1 | 1 | 1 | 1 | 1 | 3 | 1 | | |
| 50+ Yard Kicks | 4 | 1 | 1 | 3 | -- | 2 | 2 | 4 | 1 | -- | | |
| Touchbacks | 1 | 1 | -- | 2 | -- | -- | 2 | -- | -- | -- | | |
| Fair Catch | 2 | -- | 3 | 2 | 1 | 1 | 2 | 1 | 1 | 2 | | |
| Kickoffs-Yards | 2-127 | 8-449 | 2-130 | 4-253 | 4-260 | 2-108 | 3-193 | 5-258 | 5-325 | 7-428 | | |
| Yards Per Kickoff | 63.5 | 56.1 | 65.0 | 63.2 | 65.0 | 54.0 | 64.3 | 51.6 | 65.0 | 61.1 | | |
| Net Yards Per Kickoff | 39.5 | 44.6 | 40.0 | 43.2 | 40 | 36.0 | 40 | 33.6 | 40.0 | 42.4 | | |
| Touchbacks | 1 | 3 | 2 | 1 | 4 | -- | 2 | 1 | 5 | 3 | | |
| Fair Catch Yards | -- | 34 | -- | -- | -- | -- | 23 | 4 | -- | 10 | | |
| Punt Returns | 2 | 2 | -- | 1 | 2 | -- | 1 | 2 | -- | -- | | |
| Yards | 51 | (-17) | -- | -- | (-8) | -- | (-3) | (-6) | -- | -- | | |
| Touchdowns | -- | -- | -- | -- | -- | -- | -- | -- | -- | -- | | |
| Yards Per Return | 25.5 | (-8.5) | -- | -- | -- | -- | (-3.0) | (-3.0) | -- | -- | | |
| Kickoff Returns | 3 | 2 | -- | 3 | 2 | 3 | 2 | -- | 3 | 4 | | |
| Yards | 38 | 39 | -- | 39 | 79 | 50 | 20 | -- | 64 | 108 | | |
| Touchdowns | -- | -- | -- | -- | -- | -- | -- | -- | -- | -- | | |
| Yards Per Return | 12.7 | 19.5 | -- | 13.0 | 39.5 | 16.7 | 10.0 | -- | 21.3 | 27.0 | | |
| Interceptions | 1 | 1 | 1 | 3 | -- | -- | -- | 1 | -- | 1 | | |
| Yards | 11 | -- | -- | 66 | -- | -- | -- | 7 | -- | -- | | |
| Touchdowns | -- | -- | -- | 1 | -- | -- | -- | -- | -- | -- | | |
| Fumble Recoveries | -- | -- | -- | -- | -- | -- | -- | -- | 2 | 1 | | |
| Returns-Yards | -- | -- | -- | -- | -- | -- | -- | -- | 26 | -- | | |
| Touchdowns | -- | -- | -- | -- | -- | -- | -- | -- | -- | -- | | |
| Miscellaneous Yards | -- | -- | -- | -- | 36 | -- | -- | -- | -- | -- | | |
| Possession Times | 28:05 | 36:49 | 31:12 | 25:36 | 38:04 | 27:13 | 22:22 | 24:35 | 33:25 | 29:51 | | |
| 1st Quarter | 7:22 | 8:32 | 10:18 | 6:43 | 8:35 | 9:44 | 6:51 | 4:08 | 10:49 | 9:12 | | |
| 2nd Quarter | 7:26 | 8:31 | 5:51 | 6:43 | 12:16 | 4:21 | 3:56 | 4:27 | 10:07 | 7:22 | | |
| 3rd Quarter | 4:52 | 8:15 | 10:14 | 3:06 | 7:14 | 6:55 | 5:25 | 7:44 | 5:25 | 7:34 | | |
| 4th Quarter | 8:25 | 11:31 | 4:49 | 9:04 | 9:59 | 6:13 | 6:10 | 8:16 | 7:05 | 5:43 | | |
| 3rd-Down Conversions | 5-of-15 | 13-of-16 | 5-of-13 | 3-of-14 | 5-of-17 | 6-of-15 | 2-of-11 | 3-of-11 | 6-of-16 | 7-of-13 | | |
| 4th-Down Conversions | 1-of-3 | -- | 0-of-2 | 0-of-2 | 3-of-6 | 1-of-3 | 1-of-3 | 1-of-2 | 1-of-1 | 0-of-1 | | |
| Red Zone Scoring | -- | 5-5 | 1-2 | 3-4 | 3-4 | 0-1 | 1-2 | 1-2 | 3-3 | 5-5 | | |
| Touchdowns | -- | 3 | 1 | 2 | 2 | -- | 1 | -- | 2 | 5 | | |
| Field Goals | -- | 2 | -- | 1 | 1 | -- | -- | 1 | 1 | -- | | |
| Sacks By-Yards | -- | 4-16 | 2-13 | 2-12 | -- | 4-23 | 1-6 | 2-23 | 2-17 | 1-8 | | |
| PAT Kicks | -- | 5-5 | 2-2 | 3-3 | 2-2 | 1-1 | 2-2 | 3-3 | 2-2 | 4-5 | | |
| Field Goals | 1-1 | 2-2 | -- | 2-2 | 1-1 | -- | -- | 1-2 | 2-3 | 1-1 | | |
| Total Points | 3 | 41 | 14 | 29 | 17 | 7 | 14 | 24 | 20 | 45 | | |
| Touchdowns Rushing | -- | 5 | 1 | 1 | -- | -- | 1 | -- | 1 | 3 | | |
| Touchdowns Passing | -- | -- | 1 | 1 | 2 | 1 | 1 | 3 | 1 | 3 | | |
| Touchdown Returns | -- | -- | -- | -- | -- | -- | -- | -- | -- | -- | | |
| Other Touchdowns | -- | -- | -- | 1 | -- | -- | -- | -- | -- | -- | | |
| Safeties | -- | -- | -- | -- | -- | -- | -- | -- | -- | -- | | |
| Kick PAT-Attempts | -- | 5-5 | 2-2 | 3-3 | 2-2 | 1-1 | 2-2 | 3-3 | 2-2 | 4-5 | | |
| 2pt PAT-Attempts | -- | -- | -- | 1-2 | -- | -- | -- | -- | -- | 1-1 | | |
| Field Goals-Attempts | 1-1 | 2-2 | -- | 3-3 | 1-1 | -- | -- | 1-2 | 2-3 | 1-1 | | |
| Points Off Turnovers | 3 | -- | 7 | 7 | -- | -- | -- | 3 | -- | 13 | | |

OPPONENT GAME-BY-GAME

| | OSU | ISU | vs. UL | AKRON | at UMD | at MICH | RUT | at PSU | WIS | at ILL | MSU | at PUR |
|------------------------------|----------------|----------------|----------------|----------------|----------------|----------------|----------------|----------------|----------------|----------------|-----|--------|
| First Downs | 21 | 8 | 19 | 23 | 20 | 23 | 20 | 19 | 18 | 31 | | |
| Rushing | 8 | 6 | 9 | 14 | 7 | 9 | 16 | 8 | 6 | 8 | | |
| Passing | 11 | 1 | 10 | 7 | 13 | 13 | 2 | 9 | 10 | 19 | | |
| Penalty | 2 | 1 | -- | 2 | -- | 1 | 2 | 2 | 2 | 4 | | |
| Net Yards Rushing | 143 | 72 | 184 | 263 | 120 | 163 | 276 | 132 | 101 | 15 | | |
| Rushing Attempts | 31 | 32 | 39 | 40 | 23 | 42 | 55 | 43 | 28 | 35 | | |
| Average Per Rush | 4.6 | 2.2 | 4.7 | 6.6 | 5.2 | 3.9 | 5.0 | 3.1 | 3.6 | 4.4 | | |
| Rushing Touchdowns | 2 | -- | 2 | 3 | 1 | 3 | 3 | 1 | -- | 2 | | |
| Yards Gained | 154 | 96 | 207 | 283 | 138 | 190 | 301 | 163 | 125 | 174 | | |
| Yards Lost | 11 | 24 | 23 | 20 | 18 | 27 | 25 | 31 | 24 | 19 | | |
| Net Yards Passing | 237 | 21 | 238 | 204 | 352 | 244 | 39 | 210 | 243 | 507 | | |
| Completions | 21 | 3 | 13 | 25 | 23 | 19 | 5 | 20 | 21 | 24 | | |
| Attempts | 36 | 11 | 23 | 43 | 34 | 22 | 12 | 31 | 43 | 36 | | |
| Interceptions | 1 | 1 | 1 | 3 | -- | -- | -- | 1 | -- | 1 | | |
| Yards Per Attempt | 6.6 | 1.9 | 10.3 | 4.7 | 10.4 | 11.1 | 3.2 | 6.8 | 5.7 | 14.1 | | |
| Yards Per Completion | 11.3 | 7.0 | 18.3 | 8.2 | 14.7 | 12.8 | 7.8 | 10.5 | 11.6 | 21.1 | | |
| Passing Touchdowns | -- | -- | 1 | -- | 5 | 4 | -- | 3 | 2 | 4 | | |
| Total Offensive Yards | 380 | 93 | 422 | 467 | 472 | 407 | 315 | 342 | 344 | 662 | | |
| Plays | 67 | 43 | 62 | 83 | 57 | 64 | 67 | 74 | 71 | 71 | | |
| Yards Per Play | 5.7 | 2.2 | 6.8 | 5.6 | 8.3 | 6.4 | 4.7 | 4.6 | 4.8 | 9.3 | | |
| Fumbles-Lost | -- | -- | -- | -- | 1-0 | 2-0 | -- | 1-0 | 2-2 | 2-1 | | |
| Penalties-Yards | 5-41 | 8-65 | 6-50 | 10-98 | 4-14 | 2-20 | 6-55 | 6-60 | 8-78 | 14-139 | | |
| Punts-Yards | 4-183 | 8-311 | 3-89 | 5-218 | 3-133 | 2-72 | 4-162 | 6-294 | 5-203 | 3-121 | | |
| Yards Per Punt | 45.8 | 38.9 | 29.7 | 43.6 | 44.3 | 36.0 | 40.5 | 49.0 | 40.6 | 40.3 | | |
| Net Yards Per Punt | 33.0 | 41.0 | 29.7 | 43.6 | 47 | 36.0 | 41.2 | 46.7 | 40.6 | 33.7 | | |
| Inside 20 | -- | 1 | 2 | 1 | 3 | -- | 2 | 2 | 2 | 1 | | |
| 50+ Yard Kicks | 2 | 1 | -- | -- | -- | -- | 1 | 4 | 1 | -- | | |
| Touchbacks | -- | -- | -- | -- | -- | -- | -- | 1 | -- | 1 | | |
| Fair Catch | 1 | 5 | 1 | 3 | -- | 1 | 1 | 3 | 3 | 2 | | |
| Kickoffs-Yards | 6-388 | 2-109 | 4-260 | 4-189 | 8-515 | 9-579 | 5-290 | 5-325 | 3-177 | 9-569 | | |
| Yards Per Kickoff | 64.7 | 54.5 | 65.0 | 47.2 | 64.4 | 64.3 | 58.0 | 65.0 | 59.0 | 63.2 | | |
| Net Yards Per Kickoff | 45.8 | 35.0 | 40.0 | 31.2 | 35.8 | 42.1 | 39.0 | 40.0 | 37.7 | 38.4 | | |
| Touchbacks | 3 | -- | 4 | 1 | 6 | 6 | 3 | 5 | -- | 5 | | |
| Fair Catch Yards | -- | -- | -- | -- | -- | -- | -- | -- | -- | -- | | |
| Punt Returns | 2 | 1 | 2 | 1 | 1 | 2 | 1 | 3 | 4 | 1 | | |
| Yards | 14 | -- | 9 | (-1) | 23 | 37 | 32 | 19 | 29 | 4 | | |
| Touchdowns | -- | -- | -- | -- | -- | -- | 1 | -- | -- | -- | | |
| Yards Per Return | 7.0 | -- | 4.5 | (-1.0) | 23.0 | 18.5 | 32.0 | 6.3 | 7.2 | 4.0 | | |
| Kickoff Returns | 1 | 1 | -- | 3 | -- | 2 | -- | 2 | -- | 3 | | |
| Yards | 23 | 17 | -- | 55 | -- | 36 | -- | 61 | -- | 54 | | |
| Touchdowns | -- | -- | -- | -- | -- | -- | -- | -- | -- | -- | | |
| Yards Per Return | 23.0 | -- | -- | 18.3 | -- | 18.0 | -- | 30.5 | -- | 18.0 | | |
| Interceptions | -- | -- | 1 | 1 | 1 | 1 | -- | 1 | -- | 1 | | |
| Yards | -- | -- | -- | 25 | -- | 12 | -- | 17 | -- | -- | | |
| Touchdowns | -- | -- | -- | -- | -- | -- | -- | -- | -- | -- | | |
| Fumble Recoveries | -- | 1 | -- | 1 | -- | 2 | 1 | 1 | -- | 1 | | |
| Returns-Yards | -- | 75 | -- | -- | -- | 12 | -- | -- | -- | -- | | |
| Touchdowns | -- | 1 | -- | -- | -- | -- | -- | -- | -- | -- | | |
| Miscellaneous Yards | -- | -- | -- | -- | -- | -- | -- | -- | -- | -- | | |
| Possession Times | 31:55 | 23:11 | 28:48 | 34:24 | 21:56 | 32:47 | 37:38 | 35:25 | 26:35 | 30:09 | | |
| 1st Quarter | 7:38 | 6:28 | 4:42 | 8:17 | 6:25 | 5:16 | 8:09 | 10:52 | 4:11 | 5:48 | | |
| 2nd Quarter | 7:34 | 6:29 | 9:09 | 8:17 | 2:44 | 10:39 | 11:04 | 10:33 | 4:53 | 7:38 | | |
| 3rd Quarter | 10:08 | 6:45 | 4:46 | 11:54 | 7:46 | 8:05 | 9:35 | 7:16 | 9:36 | 7:26 | | |
| 4th Quarter | 6:35 | 3:29 | 10:11 | 5:56 | 5:01 | 8:47 | 8:50 | 6:44 | 7:55 | 9:17 | | |
| 3rd-Down Conversions | 2-of-12 | 2-of-10 | 6-of-11 | 5-of-15 | 5-of-11 | 6-of-11 | 4-of-11 | 7-of-18 | 7-of-16 | 3-of-10 | | |
| 4th-Down Conversions | 2-of-3 | 0-of-1 | -- | 0-of-2 | 1-of-1 | 2-of-2 | 1-of-2 | 1-of-1 | 0-of-3 | 1-of-1 | | |
| Red Zone Scoring | 4-4 | 0-1 | 1-2 | 4-4 | 5-5 | 7-7 | 3-3 | 4-4 | 1-2 | 6-6 | | |
| Touchdowns | 2 | -- | 1 | 2 | 5 | 6 | 2 | 3 | 1 | 3 | | |
| Field Goals | 2 | -- | -- | 2 | -- | 1 | 1 | 1 | -- | 3 | | |
| Sacks By-Yards | 1-5 | 1-1 | -- | 3-21 | 3-24 | 4-30 | -- | 3-21 | 2-26 | 3-26 | | |
| PAT Kicks | 2-2 | 1-1 | 3-3 | 3-3 | 5-6 | 7-7 | 4-4 | 4-4 | 2-2 | 3-4 | | |
| Field Goals | 3-3 | -- | 0-1 | 2-3 | 1-2 | 1-1 | 1-1 | 1-2 | -- | 3-3 | | |
| Total Points | 23 | 7 | 21 | 27 | 44 | 52 | 31 | 33 | 14 | 48 | | |
| Touchdowns Rushing | 2 | -- | 2 | 3 | 1 | 3 | 3 | 1 | -- | 2 | | |
| Touchdowns Passing | -- | -- | 1 | -- | 5 | 4 | -- | 3 | 2 | 4 | | |
| Touchdown Returns | -- | -- | -- | -- | -- | -- | -- | -- | -- | -- | | |
| Other Touchdowns | -- | 1 | -- | -- | -- | -- | 1 | -- | -- | -- | | |
| Safeties | -- | -- | -- | -- | -- | -- | -- | 1 | -- | -- | | |
| Kick PAT-Attempts | 2-2 | 1-1 | 3-3 | 3-3 | 5-6 | 7-7 | 4-4 | 4-4 | 2-2 | 3-4 | | |
| 2pt PAT-Attempts | -- | -- | -- | 0-2 | -- | -- | -- | -- | -- | 0-1 | | |
| Field Goals-Attempts | 3-3 | -- | -- | 2-3 | 1-2 | 1-1 | 1-1 | 1-2 | -- | 3-3 | | |
| Points Off Turnovers | -- | 7 | 7 | 3 | -- | 7 | 3 | 10 | -- | 6 | | |

INDIVIDUAL GAME-BY-GAME

RUSHING

| (ATT-YDS/TD) | Total | OSU | ISU | vs. UL | AKRON | at UMD | at MICH | RUT | at PSU | WIS | at ILL | MSU | at PUR |
|-------------------|-----------|----------|----------|-----------|-----------|-----------|-----------|----------|-----------|---------|----------|-----|--------|
| Carter, DeQuece | 1-1/0 | 1-1/0 | -- | -- | -- | -- | -- | -- | -- | -- | -- | -- | -- |
| Henderson, Josh | 59-219/2 | 3-5/0 | 12-60/1 | 7-26/1 | INJ | INJ | INJ | INJ | 12-57/0 | 15-40/0 | 10-31/0 | -- | -- |
| Holloman, David | 6-18/0 | DNP | 1-(-1)/0 | -- | -- | 2-13/0 | 3-6/0 | -- | -- | DNP | -- | -- | -- |
| Howland, Trent | 49-240/1 | 1-4/0 | 4-19/0 | DNP | -- | 3-13/0 | 5-35/0 | 9-54/0 | 9-31/0 | 5-12/0 | 13-72/1 | -- | -- |
| Jackson, Tayven | 28--21/1 | 3-11/0 | 6-9/1 | 8-11/0 | 6-(-19)/0 | 4-(-22)/0 | 1-(-11)/0 | DNP | DNP | DNP | DNP | -- | -- |
| Lucas, Jaylin | 65-265/2 | 11-24/0 | 10-88/2 | 8-29/0 | 13-43/0 | 7-28/0 | 2-6/0 | 4-29/0 | 1-(-5)/0 | 7-15/0 | 2-8/0 | -- | -- |
| McCulley, Donaven | 3-(-1)/0 | -- | -- | -- | 2-1/0 | -- | -- | 1-(-2)/0 | -- | -- | -- | -- | -- |
| Perry, Kamryn | 2-(-6)/0 | -- | -- | 1-(-4)/0 | -- | 1-(-2)/0 | -- | -- | DNP | -- | -- | -- | -- |
| Sorsby, Brendan | 84-188/4 | 6-(-2)/0 | 6-28/0 | DNP | DNP | 5-25/0 | 13-30/0 | 11-49/1 | 12-(-3)/0 | 14-8/1 | 17-53/2 | -- | -- |
| TEAM | 4-(-17)/0 | 1-(-1)/0 | -- | 1-(-13)/0 | -- | -- | 1-(-1)/0 | -- | -- | -- | 1-(-2)/0 | -- | -- |
| Turner, Christian | 52-227/2 | 7-29/0 | 3-11/1 | 2-9/0 | 13-67/1 | 15-61/0 | 8-27/0 | 4-23/0 | -- | -- | -- | -- | -- |

RECEIVING

| (ATT-YDS/TD) | Total | OSU | ISU | vs. UL | AKRON | at UMD | at MICH | RUT | at PSU | WIS | at ILL | MSU | at PUR |
|--------------------|----------|--------|---------|----------|---------|--------|---------|---------|---------|--------|----------|-----|--------|
| Archer, Bradley | 6-79/0 | -- | 1-12/0 | 2-38/0 | 1-9/0 | INJ | 1-10/0 | -- | 1-10/0 | -- | -- | -- | -- |
| Bomba, James | 5-50/0 | -- | 2-16/0 | 1-15/0 | INJ | 1-6/0 | -- | 1-13/0 | -- | -- | -- | -- | -- |
| Camper, Cam | 17-285/1 | 3-35/0 | 3-37/0 | 3-74/0 | 4-103/1 | -- | 3-29/0 | 1-7/0 | INJ | INJ | INJ | -- | -- |
| Carter, DeQuece | 19-298/2 | 1-16/0 | 2-16/0 | -- | 1-20/0 | 2-31/0 | 1-5/0 | 3-21/0 | 3-104/1 | 3-30/0 | 3-55/1 | -- | -- |
| Coby, Andison | 5-41/1 | 1-2/0 | -- | -- | -- | 1-16/1 | -- | -- | -- | 1-5/0 | 2-18/0 | -- | -- |
| Cooper Jr., Omar | 18-267/2 | -- | 7-101/0 | 1-8/0 | -- | 3-35/0 | 2-24/0 | 1-35/ 1 | 3-52/1 | 1-12/0 | INJ | -- | -- |
| Henderson, Josh | 6-88/0 | 1-3/0 | 3-55/0 | 2-30/0 | INJ | INJ | INJ | INJ | -- | -- | -- | -- | -- |
| Howland, Trent | 3-22/0 | -- | -- | DNP | -- | -- | -- | 2-20/0 | 1-2/0 | -- | -- | -- | -- |
| Lucas, Jaylin | 33-235/2 | 1-1/0 | 4-39/0 | 10-98/1 | -- | 4-2/0 | 5-56/1 | 5-16/0 | -- | 3-13/0 | 1-10/0 | -- | -- |
| McCulley, Donaven | 40-524/5 | 1-6/0 | 4-58/0 | 4-39/0 | 3-26/0 | 6-79/1 | 2-16/0 | -- | 4-96/1 | 5-67/1 | 11-137/2 | -- | -- |
| Perry, Kamryn | 3-22/0 | -- | -- | -- | -- | 3-22/0 | -- | -- | DNP | -- | -- | -- | -- |
| Steinfeldt, Aaron | 1-11/0 | -- | -- | -- | -- | -- | -- | 1-11/0 | DNP | DNP | -- | -- | -- |
| Turner, Christian | 4-0/0 | -- | -- | 1-(-3)/0 | -- | 2-0/0 | -- | 1-3/0 | -- | -- | -- | -- | -- |
| Walker, Trey | 8-72/0 | DNP | -- | -- | 2-32/0 | 3-14/0 | -- | -- | -- | 2-11/0 | 1-15/0 | -- | -- |
| Williams Jr., E.J. | 11-136/0 | 1-19/0 | 1-10/0 | INJ | INJ | INJ | INJ | -- | 1-5/0 | 4-48/0 | 4-54/0 | -- | -- |

PASSING

Jackson, Tayven

| | C-A-I | Pct. | Yards | TD | Long | Sack-Yards | Efficiency |
|----------------|---------|------|-------|----|------|------------|------------|
| OHIO STATE | 1-5-0 | 20.0 | 24 | -- | 24 | -- | 60.32 |
| INDIANA STATE | 18-21-0 | 85.7 | 236 | -- | 25 | 1-1 | 180.11 |
| vs. Louisville | 24-34-1 | 70.6 | 299 | 1 | 41 | -- | 148.28 |
| AKRON | 11-26-1 | 42.3 | 190 | 1 | 40 | 3-21 | 108.69 |
| at Maryland | 17-29-1 | 58.6 | 113 | -- | 22 | 3-24 | 84.46 |
| at Michigan | 7-13-2 | 53.8 | 52 | -- | 15 | 1-11 | 56.68 |
| RUTGERS | -- | -- | -- | -- | -- | -- | -- |
| at Penn State | -- | -- | -- | -- | -- | -- | -- |
| WISCONSIN | -- | -- | -- | -- | -- | -- | -- |
| at Illinois | -- | -- | -- | -- | -- | -- | -- |
| MICHIGAN STATE | -- | -- | -- | -- | -- | -- | -- |
| at Purdue | -- | -- | -- | -- | -- | -- | -- |

McCulley, Donaven - 1-of-1, 44 yards, 1 TD.

Sorsby, Brendan

| | C-A-I | Pct. | Yards | TD | Long | Sack-Yards | Efficiency |
|----------------|---------|------|-------|----|------|------------|------------|
| OHIO STATE | 8-15-0 | 53.3 | 58 | -- | 19 | 1-5 | 85.81 |
| INDIANA STATE | 9-16-0 | 56.2 | 108 | -- | 31 | -- | 112.95 |
| vs. Louisville | -- | -- | -- | -- | -- | -- | -- |
| AKRON | -- | -- | -- | -- | -- | -- | -- |
| at Maryland | 7-11-0 | 63.6 | 84 | 2 | 26 | -- | 187.78 |
| at Michigan | 6-15-0 | 40.0 | 44 | -- | 17 | 3-19 | 64.64 |
| RUTGERS | 15-31-0 | 48.4 | 126 | 1 | 35 | -- | 93.17 |
| at Penn State | 13-19-1 | 68.4 | 269 | 3 | 90 | 3-21 | 228.93 |
| WISCONSIN | 19-31-0 | 61.3 | 186 | 1 | 32 | 2-26 | 122.34 |
| at Illinois | 22-33-1 | 66.7 | 289 | 3 | 41 | 4-27 | 164.17 |
| MICHIGAN STATE | -- | -- | -- | -- | -- | -- | -- |
| at Purdue | -- | -- | -- | -- | -- | -- | -- |

Lowry, Brock - 1-of-1, 8 yards.

KICKING & PUNTING

KICKOFFS

| Season | KO | Total Yards | Kick Avg. | TB | OB | Returns | Rtn. Yds. | Yds./Rtn. |
|---------------------|----|-------------|-----------|----|----|---------|-----------|-----------|
| Freeman, Chris | 40 | 2,393 | 59.8 | 22 | 1 | -- | -- | -- |
| Quintero, Alejandro | 2 | 101 | 50.5 | -- | 1 | -- | -- | -- |
| TEAM | -- | -- | -- | -- | -- | 12 | 246 | 20.5 |

| Season | KO | Total Yards | TB | OB | Kick Avg. | Returns | Rtn. Yds. | Yds./Rtn. |
|----------------|----|-------------|----|----|-----------|---------|-----------|-----------|
| OHIO STATE | 2 | 127 | 1 | -- | 63.5 | 1 | 23 | 23.0 |
| INDIANA STATE | 8 | 449 | 3 | 2 | 56.1 | 1 | 17 | 17.0 |
| vs. Louisville | 2 | 130 | 2 | -- | 65.0 | -- | -- | -- |
| AKRON | 4 | 253 | 1 | -- | 63.2 | 3 | 55 | 18.3 |
| at Maryland | 4 | 260 | 4 | -- | 65.0 | -- | -- | -- |
| at Michigan | 2 | 108 | -- | -- | 54.0 | 2 | 36 | 18.0 |
| RUTGERS | 3 | 170 | 2 | -- | 56.7 | -- | -- | -- |
| at Penn State | 5 | 254 | 1 | -- | 50.8 | 2 | 61 | 30.5 |
| WISCONSIN | 5 | 325 | 5 | -- | 65.0 | -- | -- | -- |
| at Illinois | 7 | 418 | 3 | -- | 59.7 | 3 | 54 | 18.0 |
| MICHIGAN STATE | -- | -- | -- | -- | -- | -- | -- | -- |
| at Purdue | -- | -- | -- | -- | -- | -- | -- | -- |

PUNTING

| Season | No. | Total Yds | Avg. | Long | TB | FC | 50+ | I20 | Blk |
|--------------|-----|-----------|------|------|----|----|-----|-----|-----|
| Evans, James | 47 | 2,147 | 45.7 | 70 | 6 | 14 | 18 | 12 | -- |
| TEAM | 1 | -- | -- | -- | -- | -- | -- | -- | 1 |

| Game | No. | Total Yds | Avg. | Long | TB | FC | 50+ | I20 | Blk |
|----------------|-----|-----------|------|------|----|----|-----|-----|-----|
| OHIO STATE | 6 | 325 | 54.2 | 60 | 1 | 2 | 1 | 4 | -- |
| INDIANA STATE | 2 | 102 | 51.0 | 56 | 1 | -- | 1 | -- | -- |
| vs. Louisville | 5 | 196 | 39.2 | 52 | -- | 2 | 1 | 2 | -- |
| AKRON | 7 | 313 | 44.7 | 53 | 2 | 2 | 1 | 3 | -- |
| at Maryland | 5 | 183 | 36.6 | 41 | -- | 1 | -- | 1 | -- |
| at Michigan | 4 | 167 | 41.8 | 54 | -- | 1 | 2 | 1 | -- |
| RUTGERS | 5 | 215 | 53.8 | 70 | 2 | 2 | 2 | 1 | 1 |
| at Penn State | 4 | 230 | 57.5 | 64 | -- | 1 | 4 | 1 | -- |
| WISCONSIN | 6 | 266 | 44.3 | 55 | -- | 1 | 1 | 3 | -- |
| at Illinois | 4 | 150 | 37.5 | 48 | -- | 2 | -- | 1 | -- |
| MICHIGAN STATE | -- | -- | -- | -- | -- | -- | -- | -- | -- |
| at Purdue | -- | -- | -- | -- | -- | -- | -- | -- | -- |

INDIVIDUAL GAME-BY-GAME

| TACKLES | | | | | | | | | | | | | |
|----------------------|-------|-------|-----|-----|--------|-------|--------|---------|-----|--------|-----|--------|------------|
| (UT-AT) | UT-AT | Total | OSU | ISU | vs. UL | AKRON | at UMD | at MICH | RUT | at PSU | WIS | at ILL | MSU at PUR |
| Bedford, Matthew | 1-1 | 2 | -- | -- | -- | 1-0 | -- | 0-1 | -- | -- | -- | -- | |
| Benson, Kahlil | 1-0 | 1 | -- | -- | -- | -- | -- | 1-0 | -- | -- | -- | -- | |
| Blidi, Philip | 5-16 | 21 | 0-1 | 0-1 | 1-1 | 2-4 | 0-2 | 1-2 | -- | 1-1 | 0-1 | 0-3 | |
| Bomba, James | 0-1 | 1 | -- | -- | -- | DNP | -- | 0-1 | -- | -- | -- | -- | |
| Bonds, Bryson | 4-0 | 4 | 2-0 | INJ | -- | -- | -- | 1-0 | -- | -- | 1-0 | -- | |
| Burris Jr., Marcus | 10-5 | 15 | 0-1 | 1-0 | -- | -- | 1-1 | 2-0 | 2-0 | 2-2 | 0-1 | 2-0 | |
| Carr Jr., Lanell | 17-12 | 29 | 0-3 | 2-2 | 1-0 | 2-1 | -- | 3-1 | 4-1 | 3-0 | 0-2 | 2-2 | |
| Carter, Andre | 23-19 | 42 | 2-2 | 3-1 | 1-3 | 3-1 | 2-2 | 0-2 | 5-2 | 5-3 | 1-1 | 1-2 | |
| Casey, Aaron | 60-26 | 86 | 9-2 | 4-3 | 5-5 | 10-3 | 2-0 | 5-2 | 5-4 | 7-3 | 7-2 | 6-2 | |
| Cox, LeDarrius | 7-3 | 10 | -- | -- | 1-0 | 1-0 | 1-0 | 1-1 | 1-0 | 0-1 | 0-1 | 2-0 | |
| Dunnam, Phillip | 36-12 | 48 | 3-3 | 7-1 | 6-1 | 3-5 | 6-0 | 3-0 | 3-2 | -- | 4-0 | 1-0 | |
| Evans, James | 1-0 | 1 | -- | -- | -- | -- | -- | 1-0 | -- | -- | -- | -- | |
| Ferrell, Amare | 9-0 | 9 | 1-0 | -- | -- | 1-0 | -- | -- | 7-0 | -- | -- | -- | |
| Freeman, Chris | 1-0 | 1 | -- | -- | -- | -- | -- | -- | -- | 1-0 | -- | -- | |
| Grier, Jordan | 13-3 | 16 | 2-0 | 1-0 | -- | 2-1 | 3-0 | 1-0 | 2-1 | 2-0 | 0-1 | -- | |
| Harrison, Robby | 1-2 | 3 | DNP | -- | DNP | DNP | -- | 1-2 | -- | DNP | DNP | DNP | |
| Hohlt, Matt | 4-5 | 9 | 1-1 | 0-1 | -- | 0-1 | -- | 0-1 | -- | 1-0 | 2-1 | -- | |
| Jackson, Myles | 13-7 | 20 | 0-2 | 1-2 | 2-0 | 1-1 | -- | 4-0 | -- | 3-1 | 1-0 | 1-1 | |
| James, Nick | 2-1 | 3 | -- | -- | -- | 0-1 | -- | -- | 2-0 | -- | -- | -- | |
| Johnson, Jamier | 3-1 | 4 | 1-1 | INJ | 2-0 | INJ | INJ | INJ | INJ | INJ | INJ | INJ | |
| Johnson, JoJo | 2-5 | 7 | -- | -- | 0-1 | 0-1 | -- | -- | -- | -- | 0-2 | 2-1 | |
| Jones, Anthony | 7-4 | 11 | -- | -- | -- | -- | 1-1 | 2-0 | 1-0 | 3-2 | -- | 0-1 | |
| Katic, Mike | 1-0 | 1 | -- | -- | -- | -- | -- | 1-0 | -- | -- | -- | -- | |
| Lucas Jr., Patrick | 7-6 | 13 | -- | -- | 1-1 | -- | 2-1 | 0-2 | 3-0 | 1-1 | -- | 0-1 | |
| Mangum-Farrar, Jacob | 26-25 | 51 | 3-2 | 1-2 | 3-4 | 4-4 | 1-0 | 2-3 | 3-0 | 3-1 | 2-3 | 4-6 | |
| McCulley, Donaven | 1-0 | 1 | -- | -- | -- | -- | -- | -- | -- | 1-0 | -- | -- | |
| McDaniel, Tyrik | 1-0 | 1 | -- | -- | -- | -- | -- | -- | -- | 1-0 | -- | -- | |
| Minor, Kobbie | 16-6 | 22 | 4-2 | INJ | 1-1 | 2-1 | 2-0 | 2-0 | 1-0 | 1-0 | -- | 3-2 | |
| Monds III, James | 1-3 | 4 | -- | 0-2 | -- | 1-0 | -- | -- | -- | -- | -- | 0-1 | |
| Moore, Louis | 45-19 | 64 | 6-0 | 1-3 | 7-2 | 3-2 | 1-0 | 7-0 | 5-1 | 7-3 | 2-4 | 6-4 | |
| Pierre, Noah | 16-6 | 22 | 0-1 | -- | 4-2 | 5-2 | 6-1 | 1-0 | -- | INJ | INJ | INJ | |
| Rudolph, Joshua | 9-5 | 14 | -- | 1-0 | -- | 1-0 | 1-1 | 2-2 | -- | 1-1 | 3-1 | -- | |
| Sanguinetti, Josh | 9-6 | 15 | 2-1 | 0-1 | -- | 0-1 | -- | 2-0 | 0-1 | 0-1 | 4-0 | 1-1 | |
| Schott, Jackson | 0-1 | 1 | -- | -- | -- | 0-1 | DNP | -- | -- | -- | -- | DNP | |
| Sharpe, Jamari | 14-3 | 17 | -- | 1-0 | 1-2 | 3-0 | 1-0 | 2-0 | 1-0 | 2-0 | 1-0 | 2-1 | |
| Shaw, Jordan | 8-4 | 12 | DNP | DNP | DNP | DNP | DNP | DNP | DNP | 0-1 | 6-3 | 2-0 | |
| Sneed Jr., Venson | 1-2 | 3 | -- | 1-0 | -- | -- | 0-1 | -- | -- | -- | 0-1 | -- | |
| Stewart, Race | 1-0 | 1 | DNP | 1-0 | DNP | DNP | DNP | DNP | DNP | DNP | DNP | DNP | |
| Toomer, Nicolas | 22-4 | 26 | 5-0 | 0-1 | INJ | INJ | 1-0 | 2-0 | 3-0 | 4-1 | 3-2 | 4-0 | |
| Turner, Kaiden | 1-0 | 1 | DNP | DNP | DNP | DNP | -- | 1-0 | INJ | INJ | -- | -- | |
| Wracher, Sean | 1-1 | 2 | -- | -- | 0-1 | -- | 1-0 | -- | -- | -- | -- | -- | |

TFL & SACKS

| TFL (Sacks) | OSU | ISU | vs. UL | AKRON | at UMD | at MICH | RUT | at PSU | WIS | at ILL | MSU | at PUR |
|----------------------|----------|-----------|-----------|-----------|----------|-----------|-----------|-----------|-----------|-----------|-----|--------|
| Blidi, Philip | -- | 0.5 (--) | -- | 0.5 (--) | -- | -- | -- | -- | -- | 1.0 (--) | | |
| Burris Jr., Marcus | -- | 1.0 (1.0) | -- | -- | -- | -- | -- | -- | -- | 1.0 (--) | | |
| Carr Jr., Lanell | -- | 1.5 (1.0) | -- | -- | -- | 2.0 (2.0) | 1.0 (--) | 1.0 (1.0) | 0.5 (--) | 1.5 (1.0) | | |
| Carter, Andre | 2.0 (--) | 2.0 (1.0) | -- | -- | 1.0 (--) | -- | 1.0 (--) | -- | -- | -- | | |
| Casey, Aaron | 1.0 (--) | -- | 3.0 (2.0) | 1.0 (1.0) | 1.0 (--) | 2.0 (1.0) | -- | 1.5 (0.5) | 4.0 (2.0) | 1.0 (--) | | |
| Cox, LeDarrius | -- | -- | -- | 1.0 (--) | 1.0 (--) | -- | -- | -- | -- | -- | | |
| Dunnam, Phillip | -- | -- | -- | 0.5 (--) | -- | -- | -- | -- | -- | -- | | |
| Ferrell, Amare | 1.0 (--) | - | -- | 1.0 (--) | -- | -- | -- | -- | -- | -- | | |
| Jackson, Myles | -- | -- | -- | -- | -- | 1.0 (1.0) | -- | -- | -- | -- | | |
| James, Nick | -- | -- | -- | -- | -- | -- | 1.0 (1.0) | -- | -- | -- | | |
| Jones, Anthony | -- | -- | -- | -- | -- | -- | -- | -- | -- | 0.5 (--) | | |
| Lucas Jr., Patrick | -- | -- | -- | -- | -- | 0.5 (--) | -- | -- | -- | -- | | |
| Mangum-Farrar, Jacob | -- | -- | -- | 1.0 (--) | -- | -- | -- | 1.0 (--) | -- | 1.0 (--) | | |
| Pierre, Noah | 0.5 (--) | -- | -- | 1.0 (1.0) | -- | -- | -- | INJ | INJ | INJ | | |
| Rudolph, Joshua | -- | 1.0 (--) | -- | -- | -- | 0.5 (--) | -- | -- | 1.0 (--) | -- | | |
| Sanguinetti, Josh | 0.5 (--) | -- | -- | -- | -- | -- | -- | -- | -- | -- | | |
| Sharpe, Jamari | -- | -- | 1.0 (--) | -- | -- | -- | -- | -- | -- | -- | | |
| Shaw, Jordan | DNP | DNP | DNP | DNP | DNP | DNP | DNP | 0.5 (0.5) | -- | -- | | |
| Sneed Jr., Venson | -- | -- | -- | -- | -- | -- | -- | -- | 0.5 (--) | -- | | |
| Stewart, Race | DNP | 1.0 (1.0) | DNP | DNP | DNP | DNP | DNP | DNP | DNP | DNP | | |
| Toomer, Nic | -- | -- | INJ | INJ | -- | -- | -- | 2.0 (1.0) | 1.0 (--) | -- | | |

INDIVIDUAL GAME-BY-GAME

ALL-PURPOSE YARDS

| | Total | OSU | ISU | vs. UL | AKRON | at UMD | at MICH | RUT | at PSU | WIS | at ILL | MSU | at PUR |
|--------------------|-------|------|------|--------|-------|--------|---------|------|--------|-----|--------|-----|--------|
| Archer, Bradley | 79 | -- | 12 | 38 | 9 | INJ | 10 | -- | 10 | -- | -- | | |
| Bomba, James | 50 | -- | 16 | 15 | INJ | 6 | -- | 13 | -- | -- | -- | | |
| Camper, Cam | 285 | 35 | 37 | 74 | 103 | -- | 29 | 7 | DNP | DNP | DNP | | |
| Carter, DeQuece | 301 | 17 | 16 | -- | 22 | 31 | 5 | 21 | 104 | 30 | 55 | | |
| Coby, Andison | 41 | 2 | -- | -- | -- | 16 | -- | -- | -- | 5 | 18 | | |
| Cooper Jr., Omar | 267 | -- | 101 | 8 | -- | 35 | 24 | 35 | 52 | 12 | INJ | | |
| Dunnam, Phillip | 28 | 11 | -- | -- | 17 | -- | -- | -- | -- | -- | -- | | |
| Henderson, Josh | 319 | 8 | 127 | 56 | INJ | INJ | INJ | INJ | 57 | 40 | 31 | | |
| Holloman, David | 53 | DNP | (-1) | -- | -- | 13 | 24 | 17 | -- | DNP | -- | | |
| Howland, Trent | 262 | 4 | 19 | DNP | -- | 13 | 35 | 74 | 33 | 12 | 72 | | |
| Jackson, Tayven | (-21) | 11 | 9 | 11 | (-19) | (-22) | (-11) | DNP | DNP | DNP | DNP | | |
| Jordan, Camden | 3 | -- | -- | DNP | DNP | -- | DNP | -- | 3 | DNP | DNP | | |
| Lucas, Jaylin | 899 | 114 | 137 | 127 | 80 | 101 | 94 | 42 | (-14) | 92 | 126 | | |
| McCulley, Donaven | 523 | 6 | 58 | 39 | 27 | 79 | 16 | (-2) | 96 | 67 | 137 | | |
| Moore, Louis | 49 | -- | -- | -- | 49 | -- | -- | -- | -- | -- | -- | | |
| Perry, Kamryn | 16 | -- | -- | (-4) | -- | 20 | -- | -- | DNP | -- | -- | | |
| Sanguinetti, Josh | 7 | -- | -- | -- | -- | -- | -- | -- | 7 | -- | -- | | |
| Sorsby, Brendan | 188 | (-2) | 28 | DNP | DNP | 25 | 30 | 49 | (-3) | 8 | 53 | | |
| Steinfeldt, Aaron | 11 | -- | -- | -- | -- | -- | -- | 11 | DNP | DNP | -- | | |
| TEAM | (-17) | (-1) | -- | (-13) | -- | -- | (-1) | -- | -- | -- | (-2) | | |
| Turner, Christian | 230 | 29 | 11 | 6 | 67 | 61 | 27 | 29 | -- | -- | -- | | |
| Walker, Trey | 72 | DNP | -- | -- | 32 | 14 | -- | -- | -- | 11 | 15 | | |
| Williams Jr., E.J. | 136 | 19 | 10 | INJ | INJ | INJ | INJ | -- | 5 | 48 | 54 | | |

RED ZONE RECAP

| INDIANA | | | |
|----------------|----------------|--|------|
| Opponent | Scores/Chances | Result | Pct. |
| OHIO STATE | -- | -- | -- |
| INDIANA STATE | 5/5 | 5 TD | 100% |
| vs. Louisville | 1/2 | 1 TD, 1 Downs | 50% |
| AKRON | 3/4 | 2 TD, 1 FG, 1 Downs | 75% |
| at Maryland | 3/4 | 2 TD, 1 FG, 1 Downs | 75% |
| at Michigan | -/1 | Interception | -- |
| RUTGERS | 1/2 | 1 TD, 1 Downs | 50% |
| at Penn State | 1/2 | 1 FG, 1 Missed FG | 50% |
| WISCONSIN | 3/3 | 2 TD, 1 FG | 100% |
| at Illinois | 5/5 | 5 TD | 100% |
| MICHIGAN STATE | | | |
| at Purdue | | | |
| TOTAL | 22/28 | 18 TD, 4 FG, 3 Downs 1 Missed FG, 1 Interception, 1 Downs | 79% |

| OPPONENT | | | |
|----------------|----------------|--|------|
| Opponent | Scores/Chances | Result | Pct. |
| OHIO STATE | 4/4 | 2 TD, 2 FG | 100% |
| INDIANA STATE | -/1 | 1 INT | -- |
| vs. Louisville | 1/2 | 1 TD, 1 Missed FG | 50% |
| AKRON | 4/4 | 2 TD, 2 FG | 100% |
| at Maryland | 5/5 | 5 TD | 100% |
| at Michigan | 7/7 | 6 TD, 1 FG | 100% |
| RUTGERS | 3/3 | 2 TD, 1 FG | 100% |
| at Penn State | 4/4 | 3 TD, 1 FG | 100% |
| WISCONSIN | 1/2 | 1 TD, 1 Punt | 50% |
| at Illinois | 6/6 | 3 TD, 3 FG | 100% |
| MICHIGAN STATE | | | |
| at Purdue | | | |
| TOTAL | 35/39 | 25 TD, 10 FG 1 INT, 1 Missed FG, 1 Punt | 90% |

TAKEAWAYS BY GAME

INDIANA (11)

| TYPE | QTR | PLAYER | PLAYS/ YDS | 1st DOWNS | RESULT |
|---------------------------|-----|--------------------------|---------------|--------------|-------------|
| OHIO STATE (1) | | | | | |
| Interception | 2 | Dummam of McCord | 8/43 | 2 | FG |
| INDIANA STATE (1) | | | | | |
| Interception | 2 | Toomer of Olaes | 8/55 | 3 | Fumble |
| vs. Louisville (1) | | | | | |
| Interception | 3 | Dunnam of Plummer | 13/97 | 6 | TD |
| AKRON (3) | | | | | |
| Interception | 1 | Dunnam of Irons | 4/41 | 1 | Punt |
| Interception | 2 | Moore of Irons | 4/3 | -- | Downs |
| Interception | 3 | Moore of Irons | -- | -- | TD |
| at Maryland (--) | | | | | |
| -- | | | | | |
| at Michigan (--) | | | | | |
| -- | | | | | |
| RUTGERS (--) | | | | | |
| -- | | | | | |
| at Penn State (1) | | | | | |
| Interception | 4 | Sanguinetti of Allar | 4/4 | -- | FG |
| WISCONSIN (2) | | | | | |
| Fumble | 4 | Sanguinetti by Yacamelli | 3/(-11) | -- | Punt |
| Fumble | 4 | Sanguinetti by Pauling | -- | -- | End of Game |
| at Illinois (2) | | | | | |
| Fumble | 1 | J. Casey by Williams | 9/32 | 2 | TD |
| Interception | 2 | Moore of Paddock | 4/52 | 2 | TD |

OPPONENT (13)

| TYPE | QTR | PLAYER | PLAYS/ YDS | 1st DOWNS | RESULT |
|---------------------------|-----|-----------------------|---------------|--------------|-------------|
| OHIO STATE (--) | | | | | |
| -- | | | | | |
| INDIANA STATE (1) | | | | | |
| Fumble | 2 | Blackwell by Lucas | -- | -- | TD |
| vs. Louisville (1) | | | | | |
| Interception | 1 | Kelly of T. Jackson | 2/85 | -- | TD |
| AKRON (1) | | | | | |
| Interception | 2 | Behm of T. Jackson | 6/17 | 1 | FG |
| at Maryland (1) | | | | | |
| Interception | 2 | Gotay of T. Jackson | 2/28 | 1 | End of Half |
| at Michigan (3) | | | | | |
| Interception | 1 | Moore of T. Jackson | 3/3 | -- | Punt |
| Fumble | 3 | Barrett by T. Jackson | 3/5 | -- | FG |
| Fumble | 3 | Graham by Sorsby | 8/51 | 2 | TD |
| Interception | 4 | Sabb of T. Jackson | 9/36 | 2 | TD |
| RUTGERS (1) | | | | | |
| Fumble | 2 | Longerbeam by Lucas | 6/17 | 1 | FG |
| at Penn State (2) | | | | | |
| Fumble | 1 | Winston by Jordan | 7/32 | 1 | TD |
| Interception | 2 | Reed of Sorsby | 7/11 | 1 | FG |
| WISCONSIN (--) | | | | | |
| -- | | | | | |
| at Illinois (2) | | | | | |
| Fumble | 3 | Newton by Sorsby | 5/22 | 1 | Punt |
| Interception | 3 | Resetch of Sorsby | 7/81 | 3 | TD |

TAKEAWAYS BY PLAYER

FUMBLES

| (#-Lost) | OSU | ISU | vs. UL | AKRON | at UMD | at MICH | RUT | at PSU | WIS | at ILL | MSU | at PUR |
|-----------------|-----|-----|--------|-------|--------|---------|-----|--------|-----|--------|-----|--------|
| Coby, Andison | -- | -- | -- | 1-1 | -- | -- | -- | -- | -- | -- | | |
| Henderson, Josh | -- | -- | 1-0 | INJ | INJ | INJ | INJ | -- | -- | -- | | |
| Howland, Trent | -- | -- | DNP | -- | -- | -- | -- | 1-0 | -- | -- | | |
| Jackson, Tayven | -- | -- | -- | -- | -- | 1-1 | DNP | DNP | DNP | DNP | | |
| Jordan, Camden | -- | -- | DNP | DNP | -- | DNP | -- | 1-1 | DNP | DNP | | |
| Lucas, Jaylin | -- | 2-1 | -- | -- | 1-0 | -- | 1-1 | -- | -- | -- | | |
| Sorsby, Brendan | -- | -- | DNP | DNP | -- | 2-1 | -- | 1-0 | 2-0 | 1-1 | | |
| TEAM | -- | -- | 1-0 | -- | -- | -- | -- | -- | -- | -- | | |

FORCED FUMBLES

| | OSU | ISU | vs. UL | AKRON | at UMD | at MICH | RUT | at PSU | WIS | at ILL | MSU | at PUR |
|----------------|-----|-----|--------|-------|--------|---------|-----|--------|-----|--------|-----|--------|
| Casey, Aaron | -- | -- | -- | -- | -- | 1 | -- | -- | 1 | -- | | |
| Jackson, Myles | -- | -- | -- | -- | -- | 1 | -- | -- | -- | -- | | |
| Moore, Louis | -- | -- | -- | -- | -- | -- | -- | 1 | 1 | 1 | | |

FUMBLES RECOVERED

| (#-Yards) | OSU | ISU | vs. UL | AKRON | at UMD | at MICH | RUT | at PSU | WIS | at ILL | MSU | at PUR |
|-------------------|-----|-----|--------|-------|--------|---------|-----|--------|-----|--------|-----|--------|
| Casey, Jared | -- | -- | -- | -- | -- | -- | -- | -- | -- | 1 | | |
| Sanguinetti, Josh | -- | -- | -- | -- | -- | -- | -- | -- | 2 | -- | | |

INTERCEPTIONS

| (#-Yards) | OSU | ISU | vs. UL | AKRON | at UMD | at MICH | RUT | at PSU | WIS | at ILL | MSU | at PUR |
|-------------------|------|-----|--------|-------|--------|---------|-----|--------|-----|--------|-----|--------|
| Dunnam, Phillip | 1-11 | -- | 1-0 | 1-17 | -- | -- | -- | -- | -- | -- | | |
| Moore, Louis | -- | -- | -- | 2-49 | -- | -- | -- | -- | -- | 1-0 | | |
| Sanguinetti, Josh | -- | -- | -- | -- | -- | -- | -- | 1-7 | -- | -- | | |
| Toomer, Nic | -- | 1-0 | INJ | INJ | -- | -- | -- | -- | -- | -- | | |

LONG PLAY BREAKDOWN

BY YARDAGE

OFFENSE (35)

| Yards | Type | Player(s) | Opponent |
|-------|------|---|----------------|
| 90* | Pass | Carter, DeQuece from Sorsby, Brendan | at Penn State |
| 69* | Pass | McCulley, Donaven from Sorsby, Brendan | at Penn State |
| 44* | Pass | Lucas, Jaylin from McCulley, Donaven | at Michigan |
| 41 | Pass | McCulley, Donaven from Sorsby, Brendan | at Illinois |
| 41 | Pass | Camper, Cam from Jackson, Tayven | vs. Louisville |
| 40 | Pass | Camper, Cam from Jackson, Tayven | Akron |
| 40 | Pass | Camper, Cam from Jackson, Tayven | Akron |
| 35* | Pass | Cooper Jr., Omar from Sorsby, Brendan | Rutgers |
| 32 | Pass | McCulley, Donaven from Sorsby, Brendan | Wisconsin |
| 31 | Pass | Cooper Jr., Omar from Sorsby, Brendan | Indiana State |
| 30* | Pass | Lucas, Jaylin from Jackson, Tayven | vs. Louisville |
| 27 | Pass | Williams Jr., E.J. from Sorsby, Brendan | at Illinois |
| 26* | Pass | Carter, DeQuece from Sorsby, Brendan | at Illinois |
| 26 | Pass | Carter, DeQuece from Sorsby, Brendan | Wisconsin |
| 26* | Pass | Cooper Jr., Omar from Sorsby, Brendan | at Penn State |
| 26 | Pass | Carter, DeQuece from Sorsby, Brendan | at Maryland |
| 25 | Pass | Carter, DeQuece from Sorsby, Brendan | at Illinois |
| 25* | Rush | Lucas, Jaylin | Indiana State |
| 25* | Rush | Lucas, Jaylin | Indiana State |
| 25 | Pass | Cooper Jr., Omar from Jackson, Tayven | Indiana State |
| 24 | Pass | Archer, Bradley from Jackson, Tayven | vs. Louisville |
| 24 | Pass | McCulley, Donaven from Jackson, Tayven | vs. Louisville |
| 24 | Pass | Lucas, Jaylin from Jackson, Tayven | Indiana State |
| 24 | Pass | Camper, Cam from Jackson, Tayven | Ohio State |
| 23 | Pass | McCulley, Donaven from Sorsby, Brendan | at Illinois |
| 22 | Pass | McCulley, Donaven from Jackson, Tayven | at Maryland |
| 22 | Pass | Camper, Cam from Jackson, Tayven | vs. Louisville |
| 22 | Pass | Henderson, Josh from Jackson, Tayven | Indiana State |
| 21 | Pass | Williams Jr. from Sorsby, Brendan | Wisconsin |
| 21 | Pass | Lucas, Jaylin from Jackson, Tayven | vs. Louisville |
| 21 | Pass | Camper, Cam from Jackson, Tayven | Indiana State |
| 20 | Pass | Carter, DeQuece from Jackson, Tayven | Akron |
| 20 | Pass | Walker, Trey from Jackson, Tayven | Akron |
| 20 | Rush | Henderson, Josh | Indiana State |
| 20 | Pass | Henderson, Josh from Jackson, Tayven | Indiana State |

DEFENSE (3)

| Yards | Type | Player(s) | Opponent |
|-------|------|-------------------|-----------|
| 27 | INT | Moore, Louis | Akron |
| 26 | FR | Sanguinetti, Josh | Wisconsin |
| 22* | INT | Moore, Louis | Akron |

SPECIAL TEAMS (9)

| Yards | Type | Player(s) | Opponent |
|-------|------|-----------------|---------------|
| 56 | KR | Lucas, Jaylin | at Maryland |
| 54 | FGR | Dunnam, Phillip | at Maryland |
| 38 | KR | Lucas, Jaylin | at Illinois |
| 34 | KR | Lucas, Jaylin | Akron |
| 33 | KR | Lucas, Jaylin | Wisconsin |
| 32 | KR | Lucas, Jaylin | at Illinois |
| 29 | PR | Lucas, Jaylin | Ohio State |
| 27 | KR | Lucas, Jaylin | Indiana State |
| 23 | KR | Lucas, Jaylin | at Maryland |
| 22 | PR | Lucas, Jaylin | Ohio State |

* - touchdown scored on play

LONG PLAY BREAKDOWN

LONG PLAYS BY THE NUMBERS

BY YARDAGE

| Yards | No. | TD |
|-------|-----|----|
| 100+ | -- | -- |
| 90-99 | 1 | 1 |
| 80-89 | -- | -- |
| 70-79 | -- | -- |
| 60-69 | 1 | 1 |
| 50-59 | 1 | -- |
| 40-49 | 5 | 1 |
| 30-39 | 8 | 2 |
| 20-29 | 32 | 5 |

BY TYPE

| Type | No. | TD |
|----------------|-----------|-----------|
| Rushing | 3 | 2 |
| Passing | 32 | 7 |
| Punt returns | 2 | -- |
| Kick returns | 7 | -- |
| Interceptions | 2 | 1 |
| Fumble returns | 1 | -- |
| Other | 1 | -- |
| TOTAL | 48 | 10 |

20+ YARD PLAYS BY PLAYER

| Player | No. | TD | Rush | Rec. | KR | PR | IR | FR |
|--------------------|-----------|-----------|----------|-----------|----------|----------|----------|----------|
| Lucas, Jaylin | 15 | 4 | 2 | 4 | 7 | 2 | 0 | 0 |
| Camper, Cam | 6 | 0 | 0 | 6 | 0 | 0 | 0 | 0 |
| Carter, DeQuece | 6 | 2 | 0 | 6 | 0 | 0 | 0 | 0 |
| McCulley, Donaven | 6 | 1 | 0 | 6 | 0 | 0 | 0 | 0 |
| Cooper Jr., Omar | 4 | 2 | 0 | 4 | 0 | 0 | 0 | 0 |
| Henderson, Josh | 3 | 0 | 1 | 2 | 0 | 0 | 0 | 0 |
| Moore, Louis | 2 | 1 | 0 | 0 | 0 | 0 | 2 | 0 |
| Williams Jr., E.J. | 2 | 0 | 0 | 2 | 0 | 0 | 0 | 0 |
| Sanguinetti, Josh | 1 | 0 | 0 | 0 | 0 | 0 | 0 | 1 |
| Archer, Bradley | 1 | 0 | 0 | 1 | 0 | 0 | 0 | 0 |
| Dunnam, Phillip | 1 | 0 | 0 | 0 | 0 | 0 | 0 | 1 |
| Walker, Trey | 1 | 0 | 0 | 1 | 0 | 0 | 0 | 0 |
| TOTAL | 48 | 10 | 3 | 32 | 7 | 2 | 2 | 2 |

LONGEST PLAYS OF THE YEAR

| | | | |
|----------------------------|---|--------------------------------------|-----------------------|
| Rushing | | | |
| 25 | * | Lucas, Jaylin | Indiana State (9/8) |
| 25 | * | Lucas, Jaylin | Indiana State (9/8) |
| Rushing Touchdown | | | |
| 25 | * | Lucas, Jaylin | Indiana State (9/8) |
| 25 | * | Lucas, Jaylin | Indiana State (9/8) |
| Passing | | | |
| 90 | * | Carter, DeQuece from Sorsby, Brendan | at Penn State (10/28) |
| Passing Touchdown | | | |
| 90 | * | Carter, DeQuece from Sorsby, Brendan | at Penn State (10/28) |
| Punt Return | | | |
| 29 | | Lucas, Jaylin | Ohio State (9/2) |
| Kick Return | | | |
| 56 | | Lucas, Jaylin | Akron (9/23) |
| Interception Return | | | |
| 29 | | Moore, Louis | at Maryland (9/30) |
| Fumble Return | | | |
| 26 | | Sanguinetti, Josh | Wisconsin (11/4) |
| Field Goal Return | | | |
| 27 | | Dunnam, Phillip | at Maryland (9/30) |
| Punt | | | |
| 70 | | Evans, James | Rutgers (10/21) |
| Field Goal | | | |
| 50 | | Freeman, Chris | Wisconsin (11/4) |

INDIANA (48 PLAYS)

| Play | # | Long | Play | Opponent |
|----------------|----------|-------------|---------------------------------------|-----------------------|
| Passing | 32 | 90* | Carter, DeQuece from Sorsby, Brendan | at Penn State (10/28) |
| KR | 7 | 56 | Lucas, Jaylin | at Maryland (9/30) |
| Rushing | 3 | 25* | Lucas, Jaylin | Indiana State (9/8) |
| PR | 2 | 29 | Lucas, Jaylin | Ohio State (9/1) |
| INT | 2 | 27 | Moore, Louis | Akron (9/23) |
| FGR | 1 | 27 | Dunnam, Phillip | at Maryland (9/30) |
| FR | 1 | 26 | Sanguinetti, Josh | Wisconsin (11/4) |
| Opp. | # | Long | Play | Type |
| OHIO STATE | 3 | 29 | Lucas, Jaylin | PR |
| INDIANA STATE | 10 | 31 | Cooper Jr., Omar from Sorsby, Brendan | Pass |
| vs. Louisville | 6 | 41 | Camper, Cam from Jackson, Tayven | Pass |
| AKRON | 7 | 40 (2x) | Camper, Cam from Jackson, Tayven | Pass |
| at Maryland | 5 | 56 | Lucas, Jaylin | KR |
| at Michigan | 1 | 44* | Lucas, Jaylin from McCulley, Donaven | Pass |
| RUTGERS | 1 | 35* | Cooper Jr., Omar from Sorsby, Brendan | Pass |
| at Penn State | 3 | 90* | Carter, DeQuece from Sorsby, Brendan | Pass |
| WISCONSIN | 5 | 33 | Lucas, Jaylin | KR |
| at Illinois | 7 | 41 | McCulley Donaven from Sorsby, Brendan | Pass |
| MICHIGAN STATE | | | | |
| at Purdue | | | | |

OPPONENTS (54 PLAYS)

| Play | # | Long | Play | Opponent |
|----------------|----------|-------------|---|-----------------------|
| Passing | 33 | 85* | Thrash, Jamari from Plummer, Jack | vs. Louisville (9/16) |
| Rushing | 9 | 80* | Wimsatt, Gavin | Rutgers (10/21) |
| KR | 5 | 50 | Singleton, Nicholas | at Penn State (10/28) |
| INT | 3 | 38 | Moore, Rod | at Michigan (10/14) |
| FR | 1 | 75* | Blackwell, Maddix | Indiana State (9/8) |
| PR | 3 | 27 | Morris, Tyler | at Michigan (10/14) |
| Opp. | # | Long | Play | Type |
| OHIO STATE | 4 | 49 | Stover, Cade from McCord, Kyle | Pass |
| INDIANA STATE | 1 | 75* | Blackwell, Maddix | FR |
| vs. Louisville | 4 | 85* | Thrash, Jamari from Plummer, Jack | Pass |
| AKRON | 8 | 71* | Lungard, Lorenzo | Rush |
| at Maryland | 8 | 62 | Jones, Jeshawn from Tagovailoa, Taulia | Pass |
| at Michigan | 7 | 54* | Loveland, Colston from McCarthy, J.J. | Pass |
| RUTGERS | 1 | 80* | Wimsatt, Gavin | Rush |
| at Penn State | 4 | 57* | Lambert-Smith, KeAndre from Allar, Drew | Pass |
| WISCONSIN | 3 | 54* | Green, Bryson from Locke, Braedyn | Pass |
| at Illinois | 14 | 67 | Williams, Isaiah from Paddock, John | Pass |
| MICHIGAN STATE | | | | |
| at Purdue | | | | |

* - touchdown scored on play

CAREER OFFENSIVE LONG PLAYS (20+ YARDS)

#1 • DONAVEN McCULLEY • WR

Receiving

- 69-YARD PASS FROM SORSBY; AT PENN STATE, 2023
- 48-yard pass from Bazelak; Western Kentucky, 2022
- 41-yard pass from Sorsby; at Illinois, 2023
- 32-yard pass from Sorsby; Wisconsin, 2023
- 24-yard pass from Jackson; vs. Louisville, 2023
- 23-yard pass from Sorsby; at Illinois, 2023
- 23-yard pass from Bazelak; Purdue, 2022
- 22-yard pass from Sorsby; at Maryland, 2023

Passing

- 52-yard pass to Fryfogle; at Maryland, 2021
- 44-YARD PASS TO LUCAS; AT MICHIGAN, 2023
- 46-yard pass to Fryfogle; Rutgers, 2021
- 41-yard pass to Marshall; at Maryland, 2021
- 31-yard pass to Hendershot; at Maryland, 2021
- 31-yard pass to Hendershot; at Maryland, 2021
- 30-yard pass to Fryfogle; Ohio State, 2021
- 23-yard pass to Bazelak; Maryland, 2022
- 20-yard pass to Hendershot; at Michigan, 2021

Rushing

- 24-yard rush; at Michigan, 2021

| Year | Rush | Rec. | Pass | Total |
|--------|------|-------|-------|--------|
| 2021 | 1 | -- | 7 | 8 |
| 2022 | -- | 2 | 1 | 3 |
| 2023 | -- | 6 (1) | 1 (1) | 7 (2) |
| Career | 1 | 8 (1) | 9 (1) | 18 (2) |

#2 • TAYVEN JACKSON • QB

Passing

- 41-yard pass to Camper; vs. Louisville, 2023
- 40-yard pass to Camper; Akron, 2023
- 40-yard pass to Camper; Akron, 2023
- 30-YARD PASS TO LUCAS; VS. LOUISVILLE, 2023
- 25-yard pass to Cooper Jr.; Indiana State, 2023
- 24-yard pass to Lucas; Indiana State, 2023
- 24-yard pass to Archer; vs. Louisville, 2023
- 24-yard pass to Camper; Ohio State, 2023
- 24-yard pass to Do. McCulley; vs. Louisville, 2023
- 22-yard pass to Camper; vs. Louisville, 2023
- 22-yard pass to Henderson; Indiana State, 2023
- 21-yard pass to Camper; Indiana State, 2023
- 21-yard pass to Lucas; vs. Louisville, 2023
- 20-yard pass to D. Carter; Akron, 2023
- 20-yard pass to Walker; Akron, 2023
- 20-yard pass to Henderson; Indiana State, 2023

| Year | Rush | Rec. | Pass | Total |
|--------|------|------|--------|--------|
| 2023 | -- | -- | 16 (1) | 16 (1) |
| Career | -- | -- | 16 (1) | 16 (1) |

#3 • OMAR COOPER JR. • WR

Receiving

- 41-yard pass from Sorsby; Indiana State, 2023
- 35-YARD PASS FROM SORSBY; RUTGERS, 2023
- 26-YARD PASS FROM SORSBY; AT PENN STATE, 2023
- 25-yard pass from Jackson; Indiana State, 2023

| Year | Rush | Rec. | Pass | Total |
|--------|------|-------|------|-------|
| 2023 | -- | 4 (2) | -- | 4 (2) |
| Career | -- | 4 (2) | -- | 4 (2) |

#4 • DeQUECE CARTER • WR

Receiving

- 90-YARD PASS FROM SORSBY; AT PENN STATE, 2023
- 26-YARD PASS FROM SORSBY; AT ILLINOIS, 2023
- 26-yard pass from Sorsby; Wisconsin, 2023
- 26-yard pass from Sorsby; at Maryland, 2023
- 25-yard pass from Sorsby; at Illinois, 2023
- 20-yard pass from T. Jackson; Akron, 2023

| Year | Rush | Rec. | Pass | Total |
|------|------|-------|------|-------|
| 2023 | -- | 6 (2) | -- | 6 (2) |
| IU | -- | 6 (2) | -- | 6 (2) |

#5 • DEXTER WILLIAMS II • QB

Passing

- 49-yard pass to Coby; at Ohio State, 2022
- 28-yard pass to Holt-Bennett; at Ohio State, 2022
- 24-yard pass to Barner; at Michigan State, 2022

Passing

- 34-YARD RUSH; AT MICHIGAN STATE, 2022
- 30-yard rush; at Michigan State, 2022

| Year | Rush | Rec. | Pass | Total |
|--------|-------|------|------|-------|
| 2022 | 2 (1) | -- | 3 | 5 (1) |
| 2023 | -- | -- | -- | -- |
| Career | 2 (1) | -- | 3 | 5 (1) |

#6 • CAM CAMPER • WR

Receiving

- 41-yard pass from Jackson; Louisville, 2023
- 40-yard pass from T. Jackson; Akron, 2023
- 40-yard pass from T. Jackson; Akron, 2023
- 40-yard pass from Bazelak; Illinois, 2022
- 39-yard pass from Bazelak; Illinois, 2022
- 33-yard pass from Bazelak; Michigan, 2022
- 26-yard pass from Bazelak; Western Kentucky, 2022
- 24-yard pass from Jackson; Ohio State, 2023
- 24-yard pass from Bazelak; Maryland, 2022
- 24-yard pass from Bazelak; Maryland, 2022
- 22-yard pass from Jackson; Louisville, 2023
- 21-yard pass from Jackson; Indiana State, 2023
- 20-yard pass from Bazelak; at Cincinnati, 2022

| Year | Rush | Rec. | Pass | Total |
|--------|------|------|------|-------|
| 2022 | -- | 7 | -- | 7 |
| 2023 | -- | 6 | -- | 6 |
| Career | -- | 13 | -- | 13 |

#7 • E.J. WILLIAMS JR. • WR

Receiving

- 27-yard pass from Sorsby; at Illinois, 2023
- 21-yard pass from Sorsby; Wisconsin, 2023

| Year | Rush | Rec. | Pass | Total |
|------|------|------|------|-------|
| 2023 | -- | 2 | -- | 2 |
| IU | -- | 2 | -- | 2 |

#10 • ANDISON COBY • WR

Receiving

- 49-yard pass from Williams II; at Ohio State, 2022
- 35-yard pass from Tuttle; Penn State, 2022

| Year | Rush | Rec. | Pass | Total |
|------|------|------|------|-------|
| 2022 | -- | 2 | -- | 2 |
| 2023 | -- | -- | -- | -- |
| IU | -- | 2 | -- | 2 |

#12 • JAYLIN LUCAS • RB

Rushing

- 71-YARD RUSH; PURDUE, 2022
- 39-yard rush; Michigan, 2022
- 34-yard rush; at Nebraska, 2022
- 25-YARD RUSH; INDIANA STATE, 2023
- 25-YARD RUSH; INDIANA STATE, 2023

Receiving

- 40-YARD PASS FROM DO. McCULLEY; AT MICHIGAN, 2023
- 30-YARD PASS FROM JACKSON; VS. LOUISVILLE, 2023
- 25-yard pass from Bazelak; at Rutgers, 2022
- 24-yard pass from Jackson; Indiana State, 2023
- 21-yard pass from Jackson; Louisville, 2023

| Year | Rush | Rec. | Pass | Total |
|--------|-------|-------|------|-------|
| 2022 | 3 (1) | 1 | -- | 4 (1) |
| 2023 | 1 | 4 (2) | -- | 5 (2) |
| Career | 4 (1) | 5 (2) | -- | 9 (3) |

#15 • BRENDAN SORSBY • QB

Passing

- 90-YARD PASS TO D. CARTER; AT PENN STATE, 2023
- 69-YARD PASS TO DO. McCULLEY; AT PENN STATE, 2023
- 41-yard pass to Do. McCulley; at Illinois, 2023
- 41-yard pass to Cooper Jr.; Indiana State, 2023
- 35-YARD PASS TO COOPER JR.; RUTGERS, 2023
- 32-yard pass to Do. McCulley; Wisconsin, 2023
- 27-yard pass to E.J. Williams Jr.; at Illinois, 2023
- 26-YARD PASS TO D. CARTER; AT ILLINOIS, 2023
- 26-YARD PASS TO COOPER JR.; AT PENN STATE, 2023
- 26-yard pass to D. Carter; Wisconsin, 2023
- 26-yard pass to D. Carter; at Maryland, 2023
- 25-yard pass to D. Carter; at Illinois, 2023
- 23-yard pass to Do. McCulley; at Illinois, 2023
- 22-yard pass to Do. McCulley; at Maryland, 2023
- 21-yard pass to E.J. Williams Jr.; Wisconsin, 2023

| Year | Rush | Rec. | Pass | Total |
|--------|------|------|--------|--------|
| 2023 | -- | -- | 15 (5) | 15 (5) |
| Career | -- | -- | 15 (5) | 15 (5) |

#26 • JOSH HENDERSON • RB

Rushing

- 23-yard rush; Penn State, 2022
- 20-yard rush; Indiana State, 2023

Receiving

- 44-YARD PASS FROM BAZELAK; AT MARYLAND, 2022
- 32-yard pass from Bazelak; Western Kentucky, 2022
- 24-yard pass from Bazelak; at Nebraska, 2022
- 22-yard pass from Jackson; Indiana State, 2023
- 20-yard pass from Jackson; Indiana State, 2023

| Year | Rush | Rec. | Pass | Total |
|------|------|-------|------|-------|
| 2022 | 1 | 3 (1) | -- | 4 (1) |
| 2023 | 1 | 2 | -- | 3 |
| IU | 2 | 5 (1) | - | 7 (1) |

#45 • TREY WALKER • TE

Receiving

- 20-yard pass from T. Jackson; Akron, 2023

| Year | Rush | Rec. | Pass | Total |
|--------|------|------|------|-------|
| 2023 | -- | 1 | -- | 1 |
| Career | -- | 1 | -- | 1 |

#82 • BRADLEY ARCHER • TE

Receiving

- 24-yard pass from Jackson; vs. Louisville, 2023

| Year | Rush | Rec. | Pass | Total |
|------|------|------|------|-------|
| 2023 | -- | 1 | -- | 1 |
| IU | -- | 1 | -- | 1 |

(##) - Touchdowns | BOLD CAPS indicates touchdown scored on play

SEASON SUPERLATIVES

INDIANA INDIVIDUAL

| | | |
|----------------------------|----------|--|
| Rushes | 17 | Sorsby, Brendan; at Illinois (11/11) |
| Yards Rushing | 88 | Lucas, Jaylin; Indiana State (9/8) |
| TD Rushes | 2 | Lucas, Jaylin; Indiana State (9/8) |
| Long Rush | 25 | Lucas, Jaylin; Indiana State (9/8) |
| Pass Attempts | 34 | Jackson, Tayven; vs. Louisville (9/16) |
| Pass Completions | 24 | Jackson, Tayven; vs. Louisville (9/16) |
| Yards Passing | 299 | Jackson, Tayven; vs. Louisville (9/16) |
| TD Passes | 3 (2x) | Last: Sorsby, Brendan; at Illinois (11/11) |
| Long Pass | 90 | Sorsby, Brendan; at Penn State (10/28) |
| Receptions | 11 | McCulley, Donaven; at Illinois (11/11) |
| Yards Receiving | 137 | McCulley, Donaven; at Illinois (11/11) |
| TD Receptions | 2 | McCulley, Donaven; at Illinois (11/11) |
| Long Reception | 90 | Carter, DeQuece; at Penn State (10/28) |
| Field Goals | 2 | Freeman, Chris; Akron (9/23) |
| Long Field Goal | 50 | Freeman, Chris; Wisconsin (11/4) |
| Punts | 7 | Evans, James; Akron (9/23) |
| Punting Average | 57.5 | Evans, James; at Penn State (10/28) |
| Long Punt | 70 | Evans, James; Rutgers (10/21) |
| Punts Inside 20 | 3 | Evans, James; Wisconsin (11/4) |
| Long Punt Return | 29 | Lucas, Jaylin; Ohio State (9/2) |
| Long Kickoff Return | 56 | Lucas, Jaylin; at Maryland (9/30) |
| Tackles | 13 | Casey, Aaron; Akron (9/23) |
| Sacks | 2.0 (3x) | Last: Casey, Aaron; Wisconsin (11/4) |
| Tackles For Loss | 4.0 | Casey, Aaron; Wisconsin (11/4) |
| Interceptions | 2 | Moore, Louis; Akron (9/23) |

OPPONENT INDIVIDUAL

| | | |
|----------------------------|----------|---|
| Rushes | 24 (2x) | Last: Love III, Reggie; at Illinois (11/11) |
| Yards Rushing | 143 | Wimsatt, Gavin; Rutgers (10/21) |
| TD Rushes | 3 | Wimsatt, Gavin; Rutgers (10/21) |
| Long Rush | 80 | Wimsatt, Gavin; Rutgers (10/21) |
| Pass Attempts | 41 | Locke, Braedyn; Wisconsin (11/4) |
| Pass Completions | 24 (2x) | Last: Paddock, John; at Illinois (11/11) |
| Yards Passing | 507 | Paddock, John; at Illinois (11/11) |
| TD Passes | 5 | Tagovailoa, Taulia; at Maryland (9/30) |
| Long Pass | 85 | Plummer, Jack; vs. Louisville (9/16) |
| Receptions | 9 | Williams, Isaiah; at Illinois (11/11) |
| Yards Receiving | 200 | Williams, Isaiah; at Illinois (11/11) |
| TD Receptions | 3 | Felton, Tai; at Maryland (9/30) |
| Long Reception | 85 | Thrash, Jamari; vs. Louisville (9/16) |
| Field Goals | 3 (2x) | Last: Griffin, Caleb; at Illinois (11/11) |
| Long Field Goal | 50 | Felkins, Alex; at Penn State (10/28) |
| Punts | 6 | Thompson, Riley; at Penn State (10/28) |
| Punting Average | 49.0 | Thompson, Riley; at Penn State (10/28) |
| Long Punt | 56 | Mirco, Jesse; Ohio State (9/2) |
| Punts Inside 20 | 3 | Spangler, Colton; at Maryland (9/30) |
| Long Punt Return | 27 | Morris, Tyler; at Michigan (10/14) |
| Long Kickoff Return | 50 | Singleton, Nicholas; at Penn State (10/28) |
| Tackles | 12 (3x) | Last: Goetz, C.J.; Wisconsin (11/4) |
| Sacks | 2.0 (2x) | Last: Jucas, Gabe; at Illinois (11/11) |
| Tackles For Loss | 3.0 | Turner, Jordan; Wisconsin (11/4) |
| Interceptions | 1 (6x) | Last: Resetich, Mac; at Illinois (11/11) |

INDIANA TEAM

| | Highs | Lows |
|--------------------------|-----------------------------------|------------------------------------|
| Rushes | 43; at Illinois (11/11) | 27; vs. Louisville (9/16) |
| Yards Rushing | 214; Indiana State (9/8) | 58; vs. Louisville (9/16) |
| Yards Per Rush | 5.3; Rutgers (10/21) | 1.8; Wisconsin (11/4) |
| TD Rushes | 5; Indiana State (9/8) | 0 (4x); Last at Penn State (10/28) |
| Pass Attempts | 41; at Maryland (9/30) | 19; at Penn State (10/28) |
| Pass Completions | 27; Indiana State (9/8) | 9; Ohio State (9/2) |
| Yards Passing | 344; Indiana State (9/8) | 82; Ohio State (9/2) |
| Yards Per Attempt | 14.2; at Penn State (10/28) | 3.9; Ohio State (9/2) |
| TD Passes | 3 (2x); Last: at Illinois (11/11) | 0 (2x); Last Indiana State (9/8) |
| Total Plays | 79; Indiana State (9/8) | 53; at Penn State (10/28) |
| Total Offense | 558; Indiana State (9/8) | 153; Ohio State (9/2) |
| Yards Per Play | 7.1; Indiana State (9/8) | 2.8; Ohio State (9/2) |
| Points | 45; at Illinois (11/11) | 3; Ohio State (9/2) |
| Sacks By | 4 (2x); Last at Michigan (10/14) | 0 (2x); Last at Maryland (9/30) |
| First Downs | 33; Indiana State (9/8) | 10; Ohio State (9/2) |
| Penalties | 8; Ohio State (9/2) | 2; Wisconsin (11/4) |
| Penalty Yards | 80; at Illinois (11/11) | 20; vs. Louisville (9/16) |
| Turnovers | 4; at Michigan (10/14) | 0 (2x); Last Wisconsin (11/4) |
| Interceptions By | 3; Akron (9/23) | 0 (4x); Last Wisconsin (11/4) |
| Punts | 7; Akron (9/23) | 2; Indiana State (9/8) |
| Punting Average | 57.5; at Penn State (10/28) | 36.6; at Maryland (9/23) |
| Long Punt | 70; Rutgers (10/21) | -- |
| Punts Inside 20 | 3; Wisconsin (11/4) | 0; Indiana State (9/8) |
| Long Punt Return | 29; Ohio State (9/2) | -- |

OPPONENT TEAM

| | Highs | Lows |
|--------------------------|--------------------------------|----------------------------------|
| Rushes | 55; Rutgers (10/21) | 23; at Maryland (9/30) |
| Yards Rushing | 276; Rutgers (10/21) | 72; Indiana State (9/8) |
| Yards Per Rush | 6.6; Akron (9/23) | 2.2; Indiana State (9/8) |
| TD Rushes | 3 (3x); Last Rutgers (10/21) | 0 (2x); Wisconsin (11/4) |
| Pass Attempts | 43 (2x); Last Wisconsin (11/4) | 11; Indiana State (9/8) |
| Pass Completions | 25; Akron (9/23) | 3; Indiana State (9/8) |
| Yards Passing | 507; at Illinois (11/11) | 21; Indiana State (9/8) |
| Yards Per Attempt | 14.1; at Illinois (11/11) | 1.9; Indiana State (9/8) |
| TD Passes | 5; at Maryland (9/30) | 0 (4x); Last Rutgers (10/21) |
| Total Plays | 83; Akron (9/23) | 43; Indiana State (9/8) |
| Total Offense | 662; at Illinois (11/11) | 93; Indiana State (9/8) |
| Yards Per Play | 9.3; at Illinois (11/11) | 2.2; Indiana State (9/8) |
| Points | 52; at Michigan (10/14) | 7; Indiana State (9/8) |
| Sacks By | 4; at Michigan (10/14) | 0 (2x); Last: Rutgers (10/21) |
| First Downs | 31; at Illinois (11/11) | 8; Indiana State (9/8) |
| Penalties | 14; at Illinois (11/11) | 2; at Michigan (10/14) |
| Penalty Yards | 139; at Illinois (11/11) | 15; at Maryland (9/30) |
| Turnovers | 3; Akron (9/23) | 0 (3x); Last Rutgers (10/21) |
| Interceptions By | 2; at Michigan (10/14) | 0 (4x); Last Wisconsin (11/4) |
| Punts | 8; Indiana State (9/8) | 2; at Michigan (10/14) |
| Punting Average | 49.0; at Penn State (10/28) | 29.7; vs. Louisville (9/16) |
| Long Punt | 56; Ohio State (9/2) | -- |
| Punts Inside 20 | 3; at Maryland (9/30) | 0 (2x); Last at Michigan (10/14) |
| Long Punt Return | 27; at Michigan (10/14) | -- |

STARTERS

OFFENSE % - Started three linebackers | * - Started two running backs | ^ - Started two tight ends

| OPPONENT | LT | LG | C | RG | RT | QB | RB | WR | WR | WR | TE |
|----------------|-------|-------|-----------|---------|--------|-------------|-----------|---------------|--------------|-------------|--------|
| OHIO STATE | Smith | Katic | Carpenter | Bedford | Benson | Sorsby | Lucas | Bomba^ | Camper | Henderson* | Archer |
| INDIANA STATE | Smith | Katic | Carpenter | Bedford | Benson | Jackson, T. | Lucas | McCulley, Do. | Camper | Carter, D. | Archer |
| vs. Louisville | Smith | Katic | Carpenter | Longman | Benson | Jackson, T. | Lucas | McCulley, Do. | Camper | Henderson* | Bomba |
| AKRON | Smith | Katic | Carpenter | Bedford | Benson | Jackson, T. | Lucas | McCulley, Do. | Camper | Carter, D. | Walker |
| at Maryland | Smith | Katic | Carpenter | Bedford | Benson | Jackson, T. | Turner | McCulley, Do. | Camper | Steinfeldt^ | Walker |
| at Michigan | Smith | Katic | Carpenter | Bedford | Benson | Jackson, T. | Lucas | McCulley, Do. | Camper | Carter, D. | Bomba |
| RUTGERS | Smith | Katic | Carpenter | Bedford | Benson | Sorsby | Turner | McCulley, Do. | Camper | Bomba^ | Walker |
| at Penn State | Smith | Katic | Carpenter | Bedford | Benson | Sorsby | Lucas | McCulley, Do. | Cooper Jr. | Henderson* | Bomba |
| WISCONSIN | Smith | Katic | Carpenter | Bedford | Benson | Sorsby | Lucas | McCulley, Do. | Cooper Jr. | Henderson* | Walker |
| at Illinois | Smith | Katic | Carpenter | Bedford | Benson | Sorsby | Henderson | McCulley, Do. | Williams Jr. | Bomba^ | Walker |
| MICHIGAN STATE | | | | | | | | | | | |
| at Purdue | | | | | | | | | | | |

DEFENSE

| OPPONENT | DE | DT | DT | BULL | LB | LB | CB | S | Husky | S | CB |
|----------------|------------|------------|-----------|-------------|-----------|---------------|-----------|-------|-------------|-------------|--------|
| OHIO STATE | Carter, A. | Cox | Blidi | Carr Jr. | Casey, A. | Mangum-Farrar | Toomer | Moore | Pierre | Sanguinetti | Sharpe |
| INDIANA STATE | Carter, A. | Cox | Blidi | Jackson, M. | Casey, A. | Mangum-Farrar | Toomer | Moore | Pierre | Dunnam | Sharpe |
| vs. Louisville | Carter, A. | Cox | Blidi | Jackson, M. | Casey, A. | Mangum-Farrar | Minor, K. | Moore | Pierre | Dunnam | Sharpe |
| AKRON | Carter, A. | Cox | Blidi | Carr Jr. | Casey, A. | Mangum-Farrar | Minor | Grier | Pierre | Dunnam | Sharpe |
| at Maryland | Carter, A. | Burris Jr. | Blidi | Carr Jr. | Casey, A. | Mangum-Farrar | Minor | Grier | Jones, A. % | Dunnam | Sharpe |
| at Michigan | Carter, A. | Burris Jr. | Blidi | Carr Jr. | Casey, A. | Mangum-Farrar | Minor | Moore | Jones, A. % | Dunnam | Toomer |
| RUTGERS | Carter, A. | Burris Jr. | Blidi | Carr Jr. | Casey, A. | Mangum-Farrar | Minor | Moore | Pierre | Dunnam | Toomer |
| at Penn State | Carter, A. | Burris Jr. | Blidi | Carr Jr. | Casey, A. | Mangum-Farrar | Minor | Moore | Jones, A. % | Sharpe | Toomer |
| WISCONSIN | Carter, A. | Burris Jr. | Lucas Jr. | Carr Jr. | Casey, A. | Mangum-Farrar | Sharpe | Moore | Shaw | Sanguinetti | Toomer |
| at Illinois | Carter, A. | Burris Jr. | Blidi | Carr Jr. | Casey, A. | Mangum-Farrar | Minor | Moore | Shaw | Sanguinetti | Toomer |
| MICHIGAN STATE | | | | | | | | | | | |
| at Purdue | | | | | | | | | | | |

GAME LEADERS

| Opponent | Rushing Attempts | Rushing Yards | Receptions | Receiving Yards | All-Purpose Yards | Tackles |
|----------------|------------------------|------------------------|------------------------|-------------------------|-------------------------|---------------------|
| OHIO STATE | Lucas, Jaylin - 11 | Turner, Christian - 29 | Camper, Cam - 3 | Camper, Cam - 35 | Lucas, Jaylin - 114 | Casey, Aaron - 11 |
| INDIANA STATE | Henderson, Josh - 12 | Lucas, Jaylin - 88 | Cooper Jr., Omar - 7 | Cooper Jr., Omar - 101 | Lucas, Jaylin - 137 | Dunnam, Phillip - 8 |
| vs. Louisville | Two Tied - 8 | Lucas, Jaylin - 29 | Lucas, Jaylin - 10 | Lucas, Jaylin - 98 | Lucas, Jaylin - 127 | Casey, Aaron - 10 |
| AKRON | Two Tied - 13 | Turner, Christian - 67 | Camper, Cam - 4 | Camper, Cam - 103 | Camper, Cam - 103 | Casey, Aaron - 13 |
| at Maryland | Turner, Christian - 15 | Turner, Christian - 61 | McCulley, Donaven - 6 | McCulley, Donaven - 79 | Lucas, Jaylin - 101 | Pierre, Noah - 6 |
| at Michigan | Sorsby, Brendan - 13 | Howland, Trent - 35 | Lucas, Jaylin - 5 | Lucas, Jaylin - 56 | Lucas, Jaylin - 94 | Two Tied - 7 |
| RUTGERS | Sorsby, Brendan - 11 | Howland, Trent - 54 | Lucas, Jaylin - 5 | Cooper Jr., Omar - 35 | Howland, Trent - 74 | Casey, Aaron - 9 |
| at Penn State | Two Tied - 12 | Henderson, Josh - 57 | McCulley, Donaven - 4 | Carter, DeQuece - 104 | Carter, DeQuece - 104 | Two Tied - 10 |
| WISCONSIN | Henderson, Josh - 15 | Henderson, Josh - 40 | McCulley, Donaven - 5 | McCulley, Donaven - 67 | Lucas, Jaylin - 92 | Two Tied - 9 |
| at Illinois | Sorsby, Brendan - 17 | Howland, Trent - 72 | McCulley, Donaven - 11 | McCulley, Donaven - 137 | McCulley, Donaven - 137 | Moore, Louis - 10 |
| MICHIGAN STATE | | | | | | |
| at Purdue | | | | | | |

PARTICIPATION CHART

| | GP/GS | OSU | ISU | vs. UL | AKRON | at UMD | at MICH | RUT | at PSU | WISC | at ILL | MSU | at PUR |
|----------------------|-------|-----|-----|--------|-------|--------|---------|-----|--------|------|--------|-----|--------|
| Archer, Bradley | 9/2 | ST | ST | P | P | -- | P | P | P | P | P | | |
| Bedford, Matthew | 10/9 | ST | ST | P | ST | ST | ST | ST | ST | ST | ST | | |
| Benson, Kahlil | 10/10 | ST | ST | ST | ST | ST | ST | ST | ST | ST | ST | | |
| Blidi, Philip | 10/9 | ST | ST | ST | ST | ST | ST | ST | ST | P | ST | | |
| Bomba, James | 9/6 | ST | P | ST | -- | P | ST | ST | ST | P | ST | | |
| Bonds, Bryson | 9/- | P | -- | P | P | P | P | P | P | P | P | | |
| Burris Jr., Marcus | 10/6 | P | P | P | P | ST | ST | ST | ST | ST | ST | | |
| Camper, Cam | 7/7 | ST | ST | ST | ST | ST | ST | ST | -- | -- | -- | | |
| Carpenter, Zach | 10/10 | ST | ST | ST | ST | ST | ST | ST | ST | ST | ST | | |
| Carr Jr., Lanell | 10/8 | ST | P | P | ST | ST | ST | ST | ST | ST | ST | | |
| Carter, Andre | 10/10 | ST | ST | ST | ST | ST | ST | ST | ST | ST | ST | | |
| Carter, DeQuece | 10/3 | P | ST | P | ST | P | ST | P | P | P | P | | |
| Casey, Aaron | 10/10 | ST | ST | ST | ST | ST | ST | ST | ST | ST | ST | | |
| Casey, Jared | 10/- | P | P | P | P | P | P | P | P | P | P | | |
| Coby, Andison | 10/- | P | P | P | P | P | P | P | P | P | P | | |
| Cooper Jr., Omar | 9/2 | P | P | P | P | P | P | P | ST | ST | -- | | |
| Cox, LeDarrius | 10/4 | ST | ST | ST | ST | P | P | P | P | P | P | | |
| Dunnam, Phillip | 10/6 | P | ST | ST | ST | ST | ST | ST | P | P | P | | |
| Evans, James | 10/- | P | P | P | P | P | P | P | P | P | P | | |
| Evans, Mitchell | 1/- | -- | P | -- | -- | -- | -- | -- | -- | -- | -- | | |
| Ferrell, Amare | 10/- | P | P | P | P | P | P | P | P | P | P | | |
| Fiacable, Vincent | 1/- | -- | P | -- | -- | -- | -- | -- | -- | -- | -- | | |
| Foley, Brody | 8/- | P | P | -- | P | P | P | -- | P | P | P | | |
| Freeman, Chris | 10/- | P | P | P | P | P | P | P | P | P | P | | |
| Grier, Jordan | 10/2 | P | P | P | ST | ST | P | P | P | P | P | | |
| Harrison, Robby | 4/- | -- | P | -- | -- | P | P | P | -- | -- | -- | | |
| Hendershot, Bryce | 1/- | -- | P | -- | -- | -- | -- | -- | -- | -- | -- | | |
| Henderson, Josh | 6/5 | ST | P | ST | -- | -- | -- | -- | ST | ST | ST | | |
| Hohlt, Matt | 10/- | P | P | P | P | P | P | P | P | P | P | | |
| Hole, Connor | 1/- | -- | P | -- | -- | -- | -- | -- | -- | -- | -- | | |
| Holloman, David | 8/- | -- | P | P | P | P | P | P | P | -- | P | | |
| Howland, Trent | 9/- | P | P | -- | P | P | P | P | P | P | P | | |
| Monds III, James | 10/- | P | P | P | P | P | P | P | P | P | P | | |
| Jackson, Myles | 10/2 | P | ST | ST | P | P | P | P | P | P | P | | |
| Jackson, Tayven | 6/5 | P | ST | ST | ST | ST | ST | -- | -- | -- | -- | | |
| James, Nick | 10/- | P | P | P | P | P | P | P | P | P | P | | |
| Johnson, Jamier | 2/- | P | -- | P | -- | -- | -- | -- | -- | -- | -- | | |
| Johnson, JoJo | 10/- | P | P | P | P | P | P | P | P | P | P | | |
| Jones, Anthony | 10/3 | P | P | P | P | ST | ST | P | ST | P | P | | |
| Jones, Cooper | 10/- | P | P | P | P | P | P | P | P | P | P | | |
| Jordan, Camden | 5/- | P | P | -- | -- | P | -- | P | P | -- | -- | | |
| Katic, Mike | 10/10 | ST | ST | ST | ST | ST | ST | ST | ST | ST | ST | | |
| Longman, Max | 3/1 | -- | P | ST | -- | -- | -- | -- | -- | -- | -- | P | |
| Lowry, Broc | 2/- | -- | P | -- | -- | P | -- | -- | -- | -- | -- | | |
| Lucas, Jaylin | 10/7 | ST | ST | ST | ST | P | ST | P | ST | ST | P | | |
| Lucas Jr., Patrick | 10/1 | P | P | P | P | P | P | P | P | ST | P | | |
| Lynch, Bray | 4/- | P | P | P | -- | -- | -- | -- | -- | -- | -- | P | |
| Mangum-Farrar, Jacob | 10/10 | ST | ST | ST | ST | ST | ST | ST | ST | ST | ST | | |
| McCulley, Derin | 6/- | -- | -- | -- | -- | P | P | P | P | P | P | | |
| McCulley, Doaven | 10/9 | P | ST | ST | ST | ST | ST | ST | ST | ST | ST | | |
| McDaniel, Tyrik | 10/- | P | P | P | P | P | P | P | P | P | P | | |
| Miller, Jaxon | 2/- | -- | P | -- | -- | P | -- | -- | -- | -- | -- | | |
| Miller Jr., Anthony | 2/- | -- | -- | -- | -- | P | -- | -- | -- | -- | -- | P | |
| Minor, Kobe | 9/7 | P | -- | ST | ST | ST | ST | ST | ST | P | ST | | |
| Moore, Louis | 10/8 | ST | ST | ST | P | P | ST | ST | ST | ST | ST | | |
| Perry, Kamryn | 9/- | P | P | P | P | P | P | P | -- | P | P | | |
| Pierre, Noah | 7/5 | ST | ST | ST | ST | P | P | ST | -- | -- | -- | | |
| Quintero, Alejandro | 1/- | -- | P | -- | -- | -- | -- | -- | -- | -- | -- | | |
| Radacic, Nicolas | 1/- | -- | P | -- | -- | -- | -- | -- | -- | -- | -- | | |
| Rudolph, Joshua | 10/- | P | P | P | P | P | P | P | P | P | P | | |
| Sales Jr., Joshua | 5/- | P | P | P | -- | P | -- | -- | -- | -- | P | | |
| Sanguinetti, Josh | 10/3 | ST | P | P | P | P | P | P | P | ST | ST | | |
| Schott, Jackson | 8/- | P | P | P | P | -- | P | P | P | P | -- | | |
| Sharpe, Jamari | 10/7 | ST | ST | ST | ST | ST | P | P | ST | ST | P | | |
| Shaw, Jordan | 3/2 | -- | -- | -- | -- | -- | -- | -- | P | ST | ST | | |
| Simmons, Brady | 5/- | -- | P | -- | -- | P | P | P | -- | P | -- | | |
| Smith, Carter | 10/10 | ST | ST | ST | ST | ST | ST | ST | ST | ST | ST | | |
| Sneed Jr., Venson | 10/- | P | P | P | P | P | P | P | P | P | P | | |
| Sorsby, Brendan | 8/5 | ST | P | -- | -- | P | P | ST | ST | ST | ST | | |
| Steinfeldt, Aaron | 8/1 | P | P | P | P | ST | P | P | -- | -- | -- | P | |
| Stewart, Race | 1/- | -- | P | -- | -- | -- | -- | -- | -- | -- | -- | | |
| Toomer, Nicolas | 8/7 | ST | ST | -- | -- | P | ST | ST | ST | ST | ST | | |
| Turner, Christian | 10/2 | P | P | P | P | ST | P | ST | P | P | P | | |
| Turner, Kaiden | 4/- | -- | -- | -- | -- | P | P | -- | -- | P | P | | |
| Turvy, Andrew | 5/- | -- | P | -- | -- | P | P | -- | -- | P | P | | |
| Walker, Trey | 9/5 | -- | P | P | ST | ST | P | ST | P | ST | ST | | |
| Wasserstrom, Jackson | 1/- | -- | P | -- | -- | -- | -- | -- | -- | -- | -- | | |
| West, Sam | 1/- | -- | -- | -- | -- | P | -- | -- | -- | -- | -- | | |
| Williams Jr., E.J. | 6/1 | P | P | -- | -- | -- | -- | P | P | P | ST | | |
| Wracher, Sean | 10/- | P | P | P | P | P | P | P | P | P | P | | |
| | | 60 | 73 | 57 | 53 | 64 | 60 | 58 | 55 | 58 | 59 | | |

KEY: ST - Starter | P - Participated

CAREER PARTICIPATION

| Games/Starts | '18 | '19 | '20 | '21 | '22 | '23 | Career |
|------------------------|-----|-------|------|-------|-------|-------|--------|
| Archer, Bradley ^ | -- | 2/- | 4/- | 11/4 | 11/- | 9/2 | 37/6 |
| Bedford, Matthew | -- | 9/8 | 7/7 | 12/12 | 1/1 | 10/9 | 39/37 |
| Bellin, Reece | -- | -- | -- | -- | -- | -- | -- |
| Benson, Kahlil | -- | -- | -- | -- | 12/5 | 10/10 | 22/15 |
| Biddings IV, Carl ^ | -- | -- | -- | -- | 1/- | -- | 1/- |
| Blied, Philip ^ | -- | -- | 9/- | 11/- | 12/- | 10/9 | 41/8 |
| Bohler, Derrick | -- | -- | -- | -- | -- | -- | -- |
| Bolticoff, Noah ^ | -- | -- | -- | 1/- | 6/- | -- | 7/- |
| Bomba, James | -- | -- | -- | -- | 9/3 | 9/6 | 18/9 |
| Bonds, Bryson | -- | -- | 7/- | 4/- | 12/- | 9/- | 32/- |
| Boykin, Jaz | -- | -- | -- | -- | -- | -- | -- |
| Burris Jr., Marcus ^ | -- | -- | -- | -- | 8/- | 10/6 | 18/6 |
| Camper, Cam | -- | -- | -- | -- | 7/7 | 7/7 | 14/14 |
| Cannon, Aden | -- | -- | -- | -- | -- | -- | -- |
| Carpenter, Zach ^ | -- | -- | 5/2 | 5/3 | 10/10 | 10/10 | 29/24 |
| Carr Jr., Lanell ^ | -- | -- | 6/- | 9/2 | 12/2 | 10/8 | 36/11 |
| Carter, Andre ^ | 4/- | 13/- | 5/1 | 12/10 | 12/12 | 10/10 | 55/32 |
| Carter, DeQuece ^ | -- | 12/12 | 3/3 | 11/11 | 12/12 | 10/3 | 48/41 |
| Casey, Aaron | -- | 13/- | 8/- | 12/1 | 11/11 | 10/10 | 54/22 |
| Casey, Jared ^ | -- | 3/- | 11/- | 13/- | 8/- | 10/- | 45/- |
| Chung, Anthony | -- | -- | -- | -- | -- | -- | -- |
| Coby, Anderson ^ | -- | -- | -- | 5/- | 12/10 | 10/- | 27/10 |
| Collins, Ta'Derius | -- | -- | -- | -- | -- | -- | -- |
| Conner, Clay | -- | -- | -- | -- | -- | -- | -- |
| Cooper Jr., Omar | -- | -- | -- | -- | 4/- | 9/2 | 13/2 |
| Cox, LeDarrius ^ | -- | 3/- | 10/- | -- | 12/- | 10/4 | 35/4 |
| Dunnam, Phillip | -- | -- | -- | -- | 12/- | 10/6 | 22/6 |
| Evans, Drew | -- | -- | -- | -- | -- | -- | -- |
| Evans, James | -- | -- | -- | 12/12 | 12/12 | 10/10 | 34/34 |
| Evans, Mitchell | -- | -- | -- | -- | 1/- | 1/- | 2/- |
| Ferrell, Amare | -- | -- | -- | -- | -- | 10/- | 10/- |
| Fiacable, Vinny | -- | -- | -- | -- | 2/- | 1/- | 3/- |
| Foley, Brody | -- | -- | -- | -- | -- | 8/- | 8/- |
| Freeman, Chris | -- | -- | 1/- | 3/- | 12/- | 10/10 | 26/10 |
| Greenlow, Orlando | -- | -- | -- | -- | -- | -- | -- |
| Greer, Jack | -- | -- | -- | -- | -- | -- | -- |
| Grier, Jordan | -- | -- | -- | 6/- | 12/- | 10/2 | 28/2 |
| Harrison, Robby ^ | -- | -- | -- | -- | 3/- | 3/- | 6/- |
| Hendershot, Bryce | -- | -- | -- | -- | -- | -- | -- |
| Henderson, Josh ^ | -- | 8/- | 12/- | 3/- | 12/- | 6/5 | 41/5 |
| Hohlt, Matt | -- | -- | -- | 2/- | 10/1 | 10/- | 22/1 |
| Hole, Connor | -- | -- | -- | -- | 1/- | 1/- | 2/- |
| Holloman, David | -- | -- | -- | 4/- | -- | 8/- | 12/- |
| Howland, Trent | -- | -- | -- | 3/- | 9/- | 9/- | 21/- |
| Jackson, Myles ^ | -- | -- | 1/- | 7/- | 12/1 | 10/2 | 30/3 |
| Jackson, Tayven ^ | -- | -- | -- | -- | 3/- | 6/5 | 9/5 |
| James, Nick | -- | -- | -- | -- | 4/- | 10/- | 14/- |
| Jeffries, Bubba | -- | -- | -- | -- | -- | -- | -- |
| Jochem, Eli | -- | -- | -- | -- | -- | -- | -- |
| Johnson, Jamier ^ | -- | -- | -- | 10/- | 7/1 | 2/- | 19/1 |
| Johnson, JoJo | -- | -- | -- | -- | -- | 10/- | 10/- |
| Jones, Anthony ^ | -- | -- | -- | -- | 2/- | 10/3 | 12/3 |
| Jones, Cooper | -- | -- | -- | -- | 7/- | 10/- | 17/- |
| Jones, Isaiah | -- | -- | -- | -- | 2/- | -- | 2/- |
| Jordan, Camden | -- | -- | -- | -- | -- | 5/- | 5/- |
| Kameristy, Julian | -- | -- | -- | -- | -- | -- | -- |
| Katic, Mike | -- | -- | 6/4 | 9/9 | 12/12 | 10/10 | 37/35 |
| Laing, Trey ^ | 1/- | 4/- | -- | -- | 12/- | -- | 17/- |
| Larkins, Will | -- | -- | -- | -- | -- | -- | -- |
| Longman, Max ^ | -- | -- | 4/4 | 12/12 | 11/8 | 3/1 | 30/25 |
| Lowry, Broc | -- | -- | -- | -- | -- | 2/- | 2/- |
| Lozano, Reece | -- | -- | -- | -- | -- | -- | -- |
| Lucas, Jaylin | -- | -- | -- | -- | 11/- | 10/7 | 21/7 |
| Lucas Jr., Patrick ^ | -- | 4/- | 7/- | -- | 12/1 | 10/1 | 33/2 |
| Lynch, Bray | -- | -- | -- | -- | 4/- | 4/- | 8/- |
| Mangum-Farrar, Jacob ^ | 4/- | 2/- | -- | 11/4 | 9/7 | 10/10 | 36/21 |

| Games/Starts | '18 | '19 | '20 | '21 | '22 | '23 | Career |
|----------------------|-----|-------|------|-------|-------|-------|--------|
| McCulley, Derin ^ | -- | -- | 1/- | 3/- | 5/- | 6/- | 15/- |
| McCulley, Donaven | -- | -- | -- | 7/4 | 12/- | 10/9 | 29/13 |
| McDaniel, Tyrik ^ | -- | -- | -- | 13/- | -- | 10/- | 23/- |
| McKibbin, Blaze ^ | -- | -- | -- | -- | -- | -- | -- |
| McMahon, Declan | -- | -- | -- | -- | -- | -- | -- |
| Miller Jr., Anthony | -- | -- | -- | -- | -- | 2/- | 2/- |
| Miller, Jaxon ^ | -- | -- | -- | -- | -- | 2/- | 2/- |
| Minor Jr., Darryl ^ | -- | -- | -- | -- | 3/- | -- | 3/- |
| Minor, Kobe ^ | -- | -- | 1/- | 10/- | 12/- | 9/7 | 32/7 |
| Monds III, James | -- | -- | -- | -- | 2/- | 10/- | 12/- |
| Monette, J'mari | -- | -- | -- | -- | -- | -- | -- |
| Moore, Louis | -- | -- | -- | -- | 12/- | 10/8 | 22/8 |
| Pearce, Drew | -- | -- | -- | -- | -- | -- | -- |
| Perry, Kamryn | -- | -- | -- | -- | 1/- | 9/- | 10/- |
| Pierre, Noah | 1/- | 10/- | 8/- | 12/6 | 12/7 | 7/5 | 50/18 |
| Purcell, Roman ^ | -- | -- | -- | -- | -- | -- | -- |
| Quintero, Alejandro | -- | -- | -- | -- | 1/- | 1/- | 2/- |
| Radacic, Nicolas | -- | -- | -- | -- | -- | 1/- | 1/- |
| Rudolph, Joshua ^ | -- | -- | -- | 7/- | 11/11 | 10/- | 28/11 |
| Sales Jr., Joshua | -- | -- | -- | 1/- | 10/4 | 5/- | 16/4 |
| Sanguinetti, Josh | -- | 2/- | 6/- | 8/2 | 11/- | 10/3 | 37/5 |
| Schott, Jackson | -- | -- | -- | -- | -- | 8/- | 8/- |
| Scott, Zac | -- | -- | -- | -- | -- | -- | -- |
| Sharpe, Jamari | -- | -- | -- | -- | 3/- | 10/7 | 13/7 |
| Shaw, Jordan | -- | -- | -- | -- | -- | 3/2 | 3/2 |
| Simmons, Brady | -- | -- | -- | -- | -- | 5/- | 5/- |
| Smith, Carter | -- | -- | -- | -- | 2/- | 10/10 | 12/10 |
| Smith, Jaquez | -- | -- | -- | -- | -- | -- | -- |
| Sneed Jr., Venson | -- | -- | -- | -- | 2/- | 10/- | 12/- |
| Sorsby, Brendan | -- | -- | -- | -- | 1/- | 8/5 | 9/5 |
| Steinfeldt, Aaron | -- | -- | -- | 1/- | 12/2 | 8/1 | 21/3 |
| Stewart, Aaron | -- | -- | -- | -- | -- | -- | -- |
| Stewart, Race | -- | -- | -- | -- | 1/- | 1/- | 2/- |
| Tallen, Sam | -- | -- | -- | -- | -- | -- | -- |
| Toomer, Nic ^ | -- | 1/- | -- | 9/3 | 11/3 | 8/7 | 29/13 |
| Trueblood, Xavier | -- | -- | -- | -- | -- | -- | -- |
| Turner, Christian ^ | 3/- | 10/- | 1/- | 14/2 | 12/- | 10/2 | 50/4 |
| Turner, Kaiden | -- | -- | -- | -- | 4/1 | 4/- | 8/1 |
| Turvey, Andrew | -- | -- | -- | -- | 5/- | 5/- | 10/- |
| Utzinger, Jeff | -- | -- | -- | -- | -- | -- | -- |
| Walker, Trey | -- | -- | -- | 2/- | 5/- | 9/5 | 16/5 |
| Walters, Finn | -- | -- | -- | -- | -- | -- | -- |
| Wasserstrom, Jackson | -- | -- | -- | -- | -- | 1/- | 1/- |
| Weems, Daniel ^ | -- | -- | -- | -- | -- | -- | -- |
| West, Sam | -- | -- | -- | -- | -- | 1/- | 1/- |
| Williams II, Dexter | -- | -- | -- | -- | 4/2 | -- | 4/2 |
| Williams Jr., E.J. ^ | -- | -- | 12/4 | 8/2 | 13/- | 6/1 | 39/7 |
| Williams, Max | -- | -- | -- | -- | -- | -- | -- |
| Witt, Josh | -- | -- | -- | -- | 11/- | -- | 11/- |
| Wracher, Sean | -- | 13/13 | 8/8 | 12/12 | 12/12 | 10/10 | 55/55 |

^ includes prior school

MISCELLANEOUS STATISTICS

OPENING POSSESSIONS

FIRST HALF

| Date | Opponent | Plays | Yds. | TOP | FD | Result |
|-------|----------------|-------|------|------|----|------------|
| 9/2 | OHIO STATE | 3 | 7 | 2:10 | -- | 3-and-Out |
| 9/8 | INDIANA STATE | 4 | 73 | 1:18 | 2 | Touchdown |
| 9/16 | vs. Louisville | 7 | 32 | 4:00 | 2 | Punt |
| 9/23 | AKRON | 3 | 1 | 2:09 | -- | Punt |
| 9/30 | at Maryland | 8 | 32 | 4:31 | 2 | Field Goal |
| 10/14 | at Michigan | 3 | (-1) | 1:09 | -- | Punt |
| 10/21 | RUTGERS | 9 | 75 | 3:32 | 3 | Touchdown |
| 10/28 | at Penn State | 3 | 5 | 0:48 | -- | 3-and-Out |
| 11/4 | WISCONSIN | 9 | 66 | 4:53 | 3 | Touchdown |
| 11/11 | at Illinois | 3 | 2 | 0:48 | -- | 3-and-Out |
| 11/18 | MICHIGAN STATE | | | | | |
| 11/25 | at Purdue | | | | | |

Opponent

| Plays | Yds. | TOP | FD | Result |
|-------|-------|------|----|--------------|
| 11 | 80 | 5:34 | 3 | Touchdown |
| 3 | (-2) | 1:36 | -- | 3-and-Out |
| 10 | 71 | 4:27 | 3 | Missed FG |
| 8 | 48 | 3:47 | 3 | Interception |
| 3 | 75 | 0:35 | 1 | Touchdown |
| 3 | (-11) | 1:32 | -- | Punt |
| 15 | 75 | 8:09 | 6 | Touchdown |
| 6 | 19 | 3:38 | 1 | Punt |
| 7 | 33 | 2:18 | 1 | Downs |
| 3 | (-2) | 0:51 | -- | 3-and-Out |

SECOND HALF

| Date | Opponent | Plays | Yds. | TOP | FD | Result |
|-------|----------------|-------|-------|------|----|-----------|
| 9/2 | OHIO STATE | 3 | 7 | 1:34 | -- | 3-and-Out |
| 9/8 | INDIANA STATE | 3 | 6 | 2:05 | -- | 3-and-Out |
| 9/16 | vs. Louisville | 3 | 54 | 1:14 | 1 | Touchdown |
| 9/23 | AKRON | 3 | 3 | 1:07 | -- | Punt |
| 9/30 | at Maryland | 4 | 9 | 1:27 | -- | Downs |
| 10/14 | at Michigan | 3 | (-13) | 1:36 | -- | Punt |
| 10/21 | RUTGERS | 3 | 5 | 1:03 | -- | Punt |
| 10/28 | at Penn State | 14 | 56 | 6:30 | 4 | Missed FG |
| 11/4 | WISCONSIN | 10 | 32 | 5:18 | 3 | Punt |
| 11/11 | at Illinois | 4 | 36 | 1:12 | 1 | Fumble |
| 11/18 | MICHIGAN STATE | | | | | |
| 11/25 | at Purdue | | | | | |

Opponent

| Plays | Yds. | TOP | FD | Result |
|-------|------|------|----|------------|
| 3 | 7 | 1:20 | -- | 3-and-Out |
| 7 | 18 | 5:06 | 2 | Punt |
| 5 | 13 | 2:30 | 1 | Punt |
| 9 | 74 | 4:21 | 4 | Touchdown |
| 4 | 6 | 2:04 | -- | Field Goal |
| 4 | 65 | 2:31 | 1 | Touchdown |
| 12 | 75 | 6:15 | 5 | Touchdown |
| 12 | 75 | 6:21 | 4 | Touchdown |
| 10 | 75 | 4:46 | 3 | Touchdown |
| 5 | 22 | 2:01 | 1 | Punt |

EFFICIENCY CHARTS

| | | Third Down and... | | | | | | | | | | Total | 4th Down | Red Zone |
|--------|----------------|---------------------|-----|-----|---------------------|-----|-----|---------------------|-----|-----|-----|--------|----------|----------|
| Date | Opponent | 1 | 2 | 3 | 4 | 5 | 6 | 7 | 8 | 9 | 10+ | | | |
| 9/2 | OHIO STATE | -- | 1-1 | 2-2 | 0-1 | 1-3 | 0-1 | 0-2 | 1-2 | -- | 0-3 | 5-15 | 1-3 | -- |
| 9/8 | INDIANA STATE | 2-2 | 4-4 | -- | 2-2 | 1-1 | 0-1 | 0-1 | -- | 2-2 | 1-2 | 12-16 | -- | 5-5 |
| 9/16 | vs. Louisville | 1-1 | -- | -- | 1-1 | -- | 1-2 | 0-2 | 1-2 | -- | 1-6 | 5-13 | 0-2 | 1-2 |
| 9/23 | AKRON | 0-1 | 0-1 | -- | 0-1 | 0-1 | 2-4 | 1-2 | -- | 0-1 | 0-3 | 3-14 | 0-2 | 3-4 |
| 9/30 | at Maryland | 1-2 | 0-1 | 1-1 | 1-3 | -- | 1-3 | -- | 0-1 | 0-1 | 1-5 | 5-17 | 3-6 | 3-4 |
| 10/14 | at Michigan | 1-1 | 1-2 | 2-4 | 1-1 | -- | -- | -- | -- | 0-2 | 1-5 | 6-15 | 1-3 | 0-1 |
| 10/21 | RUTGERS | -- | 1-1 | -- | 1-1 | 0-1 | 0-1 | 0-2 | -- | 0-1 | 0-4 | 2-11 | 1-3 | 1-2 |
| 10/28 | at Penn State | 0-1 | -- | 1-3 | 0-1 | 0-1 | 2-2 | -- | 0-1 | 0-1 | 0-1 | 3-11 | 1-2 | 1-2 |
| 11/4 | WISCONSIN | 0-1 | -- | 1-1 | -- | 0-1 | -- | 2-5 | 1-2 | 2-4 | 0-2 | 6-16 | 1-1 | 3-3 |
| 11/11 | at Illinois | 1-1 | 4-5 | -- | 0-1 | -- | 1-2 | 0-1 | 0-1 | -- | 1-2 | 7-13 | 0-1 | 5-5 |
| 11/18 | MICHIGAN STATE | | | | | | | | | | | | | |
| 11/25 | at Purdue | | | | | | | | | | | | | |
| TOTALS | | /----- 24-36 -----/ | | | /----- 18-51 -----/ | | | /----- 12-54 -----/ | | | | 54-141 | 8-23 | 22-28 |
| | | 3rd-and-Short - 67% | | | 3rd-and-Medium: 35% | | | 3rd-and-Long: 22% | | | | 38% | 35% | 79% |

TIME OF POSSESSION

| Date | Opponent | Score | 1st Qtr | 2nd Qtr | 3rd Qtr | 4th Qtr | 1st Half | 2nd Half | Overall |
|-------|----------------|-------------|---------|---------|---------|---------|----------|----------|---------|
| 9/2 | OHIO STATE | 3-23 | 7:22 | 7:26 | 4:52 | 8:25 | 14:48 | 13:17 | 28:05 |
| 9/8 | INDIANA STATE | 41-7 | 8:32 | 8:31 | 8:15 | 11:31 | 17:03 | 19:46 | 36:49 |
| 9/16 | vs. Louisville | 14-21 | 10:18 | 5:51 | 10:14 | 4:49 | 16:09 | 15:03 | 31:12 |
| 9/23 | AKRON | 29-27 (4OT) | 6:43 | 6:43 | 3:06 | 9:04 | 13:26 | 12:10 | 25:36 |
| 9/30 | at Maryland | 17-44 | 8:35 | 12:16 | 7:14 | 9:59 | 20:51 | 17:13 | 38:04 |
| 10/14 | at Michigan | 7-52 | 9:44 | 4:21 | 6:55 | 6:13 | 14:05 | 13:08 | 27:13 |
| 10/21 | RUTGERS | 14-31 | 6:51 | 3:56 | 5:25 | 6:10 | 10:47 | 11:35 | 22:22 |
| 10/28 | at Penn State | 24-33 | 4:08 | 4:27 | 7:44 | 8:16 | 8:35 | 16:00 | 24:35 |
| 11/4 | WISCONSIN | 20-14 | 10:49 | 10:07 | 5:24 | 7:05 | 20:56 | 12:29 | 33:25 |
| 11/11 | at Illinois | 45-48 | 9:12 | 7:24 | 7:22 | 5:43 | 16:34 | 13:17 | 29:51 |
| 11/18 | MICHIGAN STATE | | | | | | | | |
| 11/25 | at Purdue | | | | | | | | |

INDIANA GAME-BY-GAME

OFFENSE

| Date | Opponent | ---RUSHING--- | | | | ---RECEIVING--- | | | | -----PASSING----- | | | | ---KICKRET--- | | | | ---PUNTRET--- | | | | tot off | |
|----------|----------------|---------------|-------|----|----|-----------------|-------|----|----|-------------------|-------|-----|-----|---------------|-----|----|-----|---------------|-------|----|-----|------------|-------|
| | | No. | Yds | TD | Lg | No. | Yds | TD | Lg | Cmp | Att | Int | Yds | TD | Lg | No | Yds | TD | Lg | No | Yds | | TD |
| 9/2 | OHIO STATE | 33 | 71 | -- | 11 | 9 | 82 | -- | 24 | 9-21-0 | 82 | -- | 24 | 3 | 38 | -- | 16 | 2 | 51 | -- | 29 | | 153 |
| 9/8 | INDIANA STATE | 42 | 214 | 5 | 25 | 27 | 344 | -- | 31 | 27-37-0 | 344 | -- | 31 | 2 | 39 | -- | 27 | 2 | (-17) | -- | -- | | 558 |
| 9/16 | vs. Louisville | 27 | 58 | 1 | 12 | 24 | 299 | 1 | 41 | 24-34-1 | 299 | 1 | 41 | -- | -- | -- | -- | -- | -- | -- | -- | | 357 |
| 9/23 | AKRON | 34 | 92 | 1 | 17 | 11 | 190 | 1 | 40 | 11-26-1 | 190 | 1 | 40 | 3 | 39 | -- | 34 | 1 | -- | -- | -- | | 282 |
| 9/30 | at Maryland | 37 | 116 | -- | 11 | 25 | 205 | 2 | 26 | 25-41-1 | 205 | 2 | 26 | 2 | 79 | -- | 56 | 2 | (-8) | -- | -- | | 321 |
| 10/14 | at Michigan | 33 | 92 | -- | 16 | 14 | 140 | 1 | 44 | 14-29-2 | 140 | 1 | 44 | 3 | 50 | -- | 18 | -- | -- | -- | -- | | 232 |
| 10/21 | RUTGERS | 29 | 153 | 1 | 17 | 15 | 126 | 1 | 35 | 15-31-0 | 126 | 1 | 35 | 2 | 20 | -- | 17 | 1 | (-3) | -- | -- | | 279 |
| 10/28 | at Penn State | 34 | 80 | -- | 15 | 13 | 269 | 3 | 90 | 13-19-1 | 269 | 3 | 90 | -- | -- | -- | -- | 2 | (-6) | -- | -- | | 349 |
| 11/4 | WISCONSIN | 41 | 75 | 1 | 13 | 19 | 186 | 1 | 32 | 19-31-0 | 186 | 1 | 32 | 3 | 64 | -- | 33 | -- | -- | -- | -- | | 261 |
| 11/11 | at Illinois | 43 | 162 | 3 | 19 | 22 | 289 | 3 | 41 | 22-33-1 | 289 | 3 | 41 | 4 | 108 | -- | 38 | -- | -- | -- | -- | | 451 |
| 11/18 | MICHIGAN STATE | | | | | | | | | | | | | | | | | | | | | | |
| 11/25 | at Purdue | | | | | | | | | | | | | | | | | | | | | | |
| INDIANA | | 353 | 1,113 | 12 | 25 | 179 | 2,130 | 13 | 90 | 179-301-7 | 2,130 | 13 | 90 | 22 | 437 | 0 | 56 | 10 | 17 | 0 | 29 | | 3,243 |
| OPPONENT | | 368 | 1,609 | 17 | 80 | 175 | 2,295 | 19 | 85 | 175-291-8 | 2,295 | 19 | 85 | 12 | 246 | 0 | 50 | 19 | 167 | 1 | 27 | | 3,904 |

DEFENSE

| Date | Opponent | -----TACKLES----- | | | | Sacks-Yds | FF | FR-Yds | Int-Yds | qbh | Pass brup | Blkd kick | FG- M-Att | -----XPTS----- | | | | Off | |
|----------|----------------|-------------------|-----|-------|----------|-----------|----|--------|---------|-----|--------------|--------------|---------------|----------------|------|-----|-----|-----|-----|
| | | Solo | Ast | Total | TFL-Yds | | | | | | | | | M-Att | rush | rcv | saf | TO | Pts |
| 9/2 | OHIO STATE | 41 | 22 | 63 | 5.0-13 | -- | -- | -- | 1-11 | -- | 8 | -- | 1-1 | -- | -- | -- | -- | 3 | 3 |
| 9/8 | INDIANA STATE | 26 | 20 | 46 | 7.0-23 | 4.0-16 | -- | -- | 1-0 | 2 | 1 | -- | 2-2 | 5-5 | -- | -- | -- | -- | 41 |
| 9/16 | vs. Louisville | 36 | 24 | 60 | 4.0-25 | 2.0-13 | -- | -- | 1-0 | 3 | 3 | -- | -- | 2-2 | -- | -- | -- | 7 | 14 |
| 9/23 | AKRON | 45 | 30 | 75 | 6.0-19 | 2.0-12 | -- | -- | 3-66 | 1 | 4 | -- | 2-2 | 3-3 | -- | 1 | -- | 7 | 29 |
| 9/30 | at Maryland | 32 | 10 | 42 | 3.0-10 | -- | -- | -- | -- | -- | 4 | 1 | 1-1 | 2-2 | -- | -- | -- | -- | 17 |
| 10/14 | at Michigan | 48 | 20 | 68 | 6.0-27 | 4.0-23 | 2 | -- | -- | -- | 1 | -- | -- | 1-1 | -- | -- | -- | -- | 7 |
| 10/21 | RUTGERS | 48 | 12 | 60 | 3.0-15 | 1.0-6 | -- | -- | -- | -- | 1 | -- | -- | 2-2 | -- | -- | -- | -- | 14 |
| 10/28 | at Penn State | 49 | 22 | 71 | 6.0-29 | 3.0-23 | 1 | -- | 1-7 | 4 | 2 | -- | 1-2 | 3-3 | -- | -- | -- | 3 | 24 |
| 11/4 | WISCONSIN | 37 | 26 | 63 | 7.0-27 | 2.0-17 | 2 | 2-26 | -- | -- | 9 | -- | 2-3 | 2-2 | -- | -- | -- | -- | 20 |
| 11/11 | at Illinois | 39 | 28 | 67 | 7.0-19 | 1.0-8 | 1 | 1-0 | 1-0 | 1 | 4 | -- | 1-1 | 4-5 | -- | 1 | -- | 13 | 45 |
| 11/18 | MICHIGAN STATE | | | | | | | | | | | | | | | | | | |
| 11/25 | at Purdue | | | | | | | | | | | | | | | | | | |
| INDIANA | | 401 | 214 | 615 | 54.0-205 | 19.0-116 | 6 | 3-26 | 8-84 | 11 | 37 | 1 | 10-12 | 24-25 | -- | 2 | -- | 33 | 214 |
| OPPONENT | | 382 | 274 | 656 | 57.0-244 | 21.0-155 | 7 | 7-87 | 7-108 | 19 | 34 | 1 | 12-16 | 34-36 | -- | -- | 1 | 53 | 300 |



IU UNVEILS GEORGE TALIAFERRO STATUE IN GEORGE TALIAFERRO PLAZA

Former Indiana University President Michael A. McRobbie presided over the dedication of the George Taliaferro Plaza on Friday, Nov. 1, 2019, unveiling a bronze statue of Taliaferro, one of the most important and influential individuals in the history of Indiana University and IU Athletics.

McRobbie led the dedication ceremony, which took place on the newly-dedicated plaza located on the ground level of Memorial Stadium outside of the North End Zone facility. Other speakers at the event included IU Board of Trustee member Quinn Buckner, former Indiana University Vice President and Director of Intercollegiate Athletics Fred Glass, head football coach Tom Allen, Senior Associate Athletic Director Anthony Thompson and fifth-year senior linebacker Reakwon Jones.

"Throughout his life, not only did George Taliaferro excel as an athlete, but he also overcame the real-world struggles of racism and prejudice, of segregation and oppression," McRobbie said. "And in the process, he demonstrated courage, determination and perseverance, and earned a special place in the annals of our state and its flagship public university."

"In George Taliaferro Plaza and its centerpiece statue, every visitor to Indiana Memorial Stadium will be reminded of the enormous contributions George made to IU and to this community, as an outstanding athlete, as a champion of racial equality, as a dedicated educator and administrator, as a tireless community activist, and as a friend and mentor to many."

"It is fitting that during our Bicentennial year, we are dedicating this plaza and statue in honor of one of the most important figures in the history not only of Indiana University Athletics, but of Indiana University as a whole," said Glass. "I am particularly grateful to President McRobbie and Trustee Buckner for their support in permanently and prominently recognizing this Hoosier pioneer at the entryway of IU Football where he will be seen every day by IU players, coaches, and recruits."

Taliaferro, who passed away Oct. 8, 2018, at the age of 91, was a legendary Indiana University football player during the 1940s who shattered racial barriers on campus and in the sport. In doing so, he left an indelible mark on both.

The Gary, Ind., native was a three-time All-American at IU who led the Hoosiers' unbeaten 1945 Big Ten Championship team in rushing. He'd go on to lead the program in rushing twice and passing once, and following the 1948 season he became the first African-American drafted by an NFL team when the Chicago Bears selected him in the 13th round.

Taliaferro would eventually spend seven years in the NFL, earning Pro Bowl honors three times. He totaled 2,255 rushing yards, 1,300 receiving yards, 1,633 passing yards, and accounted for 37 touchdowns while playing for franchises in New York, Dallas, Baltimore, and Philadelphia. He also became the only player in league history to play seven positions – running back, quarterback, wide receiver, cornerback, punter, punt returner, and kickoff returner.

While those feats make him one of the most accomplished players in IU and Big Ten history, his contributions extended well beyond the collegiate and professional playing fields.

During the 1940s, Taliaferro and IU President Herman B Wells played a pivotal role in desegregating the IU campus and the City of Bloomington. During the era, Taliaferro was not allowed to eat at many local restaurants. When Wells found out that Taliaferro had to return home between classes because no nearby restaurants would serve him, Wells arranged for the two to have lunch at a nearby campus establishment. Wells and Taliaferro had lunch, and IU and the Bloomington community took a giant step toward desegregation.

Taliaferro's contributions did not end at the conclusion of his playing career. A 1951 IU graduate who later earned a Master's Degree from Howard University, Taliaferro returned to IU in 1972 and served as special assistant to IU President John Ryan. In that role and other roles on campus during the next two decades, he was a valuable and outspoken voice on social justice issues.

Taliaferro's lifetime of accomplishments are chronicled on the statue, which is the work of Brian Hanlon, owner of Hanlon Studios. Hanlon has produced more than 300 works in both public and private collections, including the five granite monuments commemorating IU Basketball's five national championships.





TERRY TALLEN INDIANA FOOTBALL COMPLEX

The Terry Tallen Indiana Football Complex officially opened on Aug. 13, 2019. Former Indiana University Vice President and Director of Intercollegiate Athletics Fred Glass announced a major gift by alumnus and former IU Football captain Terry Tallen to the Indiana University Bicentennial Campaign for Athletics on April 20, 2018. This \$2 million commitment helped provide funding for the renovation of the football team area in Memorial Stadium. In recognition of his gift, the area is permanently named the Terry Tallen Indiana Football Complex.

The Terry Tallen Indiana Football Complex fills 25,000+ square feet underneath the west stands of Memorial Stadium. The complex includes the Trent and Julie Green Locker Room (named in 2003), coaches' locker room, team lounge, recruiting area, equipment room and Dr. John M. Miller Training Room (named in 1994).

Tallen graduated from the Indiana University Kelley School of Business in 1982, and while earning his degree, was also a three-year letterman. Terry was elected team co-captain in 1979 and 1980. The 1979 team was nationally ranked and won the Holiday Bowl, the Hoosiers first bowl victory. Terry was named the United Press International's Defensive Player of the Week following Indiana's Homecoming victory over Wisconsin in 1980.

In 2001, Terry founded Tallen Capital Partners, LLC, and remains the company's Chairman and CEO. Tallen Capital Partners, LLC is a privately held, vertically integrated retail and mixed-use real estate investment and development organization with offices in San Diego and San Francisco. Prior to founding Tallen Capital Partners and becoming an entrepreneur, Terry enjoyed a corporate career as a senior executive with some of our country's largest public as well as private companies. He is considered one of the leading shopping center investors and developers in the Western U.S.



IN THE BOOTH

Indiana University's football program receives some of the most extensive media coverage in the country. Learfield IMG College holds the exclusive rights as IU's official radio outlet.

**DON FISCHER**

Don Fischer is in his 51st year as the radio voice of Indiana University football and basketball games. The past 37 years, Fischer has worked as an independent contractor, and is currently serving the IU Radio Network, owned by Learfield. In addition to broadcasting the games, Fischer hosts the weekly coaches talk shows for

both football and basketball.

Fischer also offers stations a weekly talk show about IU football and basketball that airs in several markets around the state during the school year.

During his years of work in Indiana, Fischer has been named the state's Sportscaster of the Year 31 times by two different organizations. The National Sports Media Association has awarded him 27 times, including the 2019 award, while the Indiana Sportswriters and Sportscasters Association has named him their honoree four times. In June of 2018 at the NSMA Awards program, Fischer was named the first recipient of the Woody Durham Voice of College Sports Award. In 2022, Fischer received the prestigious Chris Schenkel Award from the National Football Foundation and College Hall of Fame.

Fischer was inducted into the Indiana Sportswriters and Sportscasters Association Hall of Fame in 2004. He was inducted into the Indiana Broadcasters Association Hall of Fame in October 2010. Fischer has won several awards for best play-by-play, and has been honored by Indiana University with the J.W. Bill Orwig Medal, that goes to non-alumni for distinguished service to the University. In 2020, IU presented Fischer with the Bicentennial Medal in recognition of distinguished and distinctive service in support of the mission of Indiana University. He was also named an Honorary "I" Man in 1991.

Fischer has broadcast over 2,100 Indiana University games that include 12 bowl games, five NCAA basketball Final Fours, including four NCAA Championship games, and two NIT Championship games.

From 1973-87, he worked for ABC Radio, Canada's CBC, and several other major market radio stations, including WIRE in Indianapolis, as their source for reports during the month of May coverage of the Indianapolis 500. During that 14-year period, he also served Indianapolis radio station WIRE and Network Indiana, a statewide news network, as their sports director.

As an independent contractor, Fischer served the Indianapolis Colts as their preseason television anchor for 23 years from 1995-2017.

In addition, the City of Indianapolis, and the State of Indiana have each honored Fischer with a special "Recognition Day" for his service and abilities as a play-by-play broadcaster.

A native of Rochelle, Illinois, Fischer has been in the radio business for 56 years with stops in Butte, Montana; Ottawa, Illinois; Springfield, Illinois; and Terre Haute, Indiana.

Fischer his wife, Susy, reside in Greenwood, Indiana, and have four sons, 12 grandchildren and two great grandchild.

**RHETT LEWIS**

Former Indiana wide receiver and current NFL Network broadcaster, Rhett Lewis is in his second season as Indiana's football radio analyst.

Lewis played at IU from 2001-05 and graduated with a B.S. in sports broadcasting (2005) and an M.S. in sports administration (2006).

Lewis is a host across several NFL Network programs, including NFL Now, NFL Total Access, and Path to the Draft. He also hosts various SiriusXM shows, including regular appearances on SiriusXM Big Ten Radio.

In 2014, Lewis spent five years as an anchor and reporter at WHDH in Boston, where he began using his middle name of Lewis as his last name professionally. He covered all four major pro championships (Super Bowl, NBA Finals, World Series, Stanley Cup Finals), and five championships total.

Before joining WHDH in May of 2009, Lewis spent eight months at WVUE, the FOX affiliate in his hometown of New Orleans. He also spent two years as the sports director at the CBS affiliate (KLBK) in Lubbock, Texas. Lewis also interned with WISH-TV in Indianapolis.

His father, Dean Kleinschmidt, served as Indiana's head football trainer from 2004-06. Dean was a head trainer in the NFL for 41 seasons – 31 with the New Orleans Saints, two with the Washington Redskins, and eight with the Detroit Lions.

A 1970 IU graduate, Dean is in the National Athletic Trainers Association Hall of Fame and the New Orleans Saints Hall of Fame.

Rhett's wife, Kayna - an honorary Hoosier, is also in television as a national correspondent for ABC News. They have two future Hoosier wide receivers, Conway (5) and Wylder (3).

**JOHN HERRICK**

John Herrick enters his second season with the IU Radio Network. He will handle pre-game, halftime, and post-game duties.

Herrick is currently a news anchor at 93.1 WIBC and Network Indiana in Indianapolis.

A seasoned sportscaster and news reporter, he joined Emmis Communications in 2017.

Herrick broadcasts football, basketball, baseball, volleyball, and softball games for the IHSAA Champions Radio and TV Network, the ISC Sports Network, ESPN+, and Ninestar TV. He has also filled in as the host of Indiana Sports Talk.

2023 RADIO AFFILIATES

Auburn - WAWK 94.3 FM
Bedford WQRK 105.5 FM
Bloomington WHCC 105.1 FM
Boonville WBNL 99.9 FM
Boonville WBNL 1540 AM
Cannelton WTCJ 93.3 FM
Columbus WCSI 1010 AM
Columbus WCSI 98.1 FM
Elkhart WTRC 101.9 FM
Elkhart WTRC 1340 AM
Fort Wayne WFWI 92.3 FM
Fort Wayne WKJG 100.9 FM

Fort Wayne WKJG 1380 AM
French Lick WFLQ 100.1 FM
Hammond WJOB 104.7 FM
Hammond WJOB 1230 AM
Indianapolis WIBC 93.5 FM
Indianapolis WIBC 107.5 FM
Indianapolis WIBC 93.1 FM
Indianapolis WIBC 93.1 HD2
Jasper WITZ 104.7 FM
Kendallville WAWK 95.5 FM
Kendallville WAWK 1140 AM
Kokomo WIOU 1350 AM

Linton WQTY 93.3 FM
Loogootee WRZR 94.5 FM
Louisville WXVW 1450 AM
Madison WXGO 1270 AM
Madison WXGO 100.9 FM
Michigan City WEFM 95.9 FM
Mt. Vernon WMMV 106.7 FM
Owensboro WTCJ 98.7 FM
Portland WPGW 105.3 FM
Portland WPGW 1440 AM
Richmond WQLK 95.3 FM
Salem WSLM 97.9 FM

Salem WSLM 1220 AM
Sebree WREF 97.7 FM
Seymour WXXU 92.7 FM
South Bend WHME 103.1 FM
Tell City WTCJ 106.7 FM
Tell City WTCJ 1230 AM
Terre Haute/Brazil WFNB 92.7 FM
Vincennes WAOV 1450 AM
Vincennes WZDM 92.1 FM

Affiliates Subject To Change