

GAME #3

at Indiana

Saturday, Sept. 17 / 11 p.m. CT
Memorial Stadium / Bloomington, Ind.



WATCH: **BTN** **BIG TEN NETWORK**
Play-by-Play: Lisa Byington
Analyst: Anthony Herron
Sideline: Krystle Rich

RADIO: **W**
Play-by-Play: Randy Lee
Analyst: Terry Obee
Sideline: Jared Holland & Lexi Schweinert

Hilltopper Sports Network: SAM 100.7 FM & ESPN 102.7 FM

Internet Radio: www.WKUSports.tv and "Behind The Mic"
Live Stats: www.Hawaii.statbroadcast.com

WKU HILLTOPPERS (2-0, 0-0 C-USA)

DATE	OPPONENT	TIME (CT)	RESULT/TV
August			
27	Austin Peay	11 a.m.	W, 38-27
September			
3	at Hawaii	11 p.m.	W, 49-17
17	at Indiana	11 a.m.	BTN
24	FIU*	2:30 p.m.	CBSSN
October			
1	Troy	6 p.m.	ESPN Networks
8	at UTSA*	5 p.m.	ESPN Networks
15	at Middle Tennessee*	2:30 p.m.	ESPN Networks
21	UAB*	7 p.m.	CBSSN
29	North Texas* (HC)	2:30 p.m.	Stadium
November			
5	at Charlotte*	11 a.m.	CBSSN
12	Rice*	1 p.m.	ESPN Networks
19	at Auburn	TBA	TBA
26	at Florida Atlantic*	11 a.m.	CBSSN

INDIANA HOOSIERS (2-0, 1-0 BIG TEN)

DATE	OPPONENT	TIME (ET)	RESULT/TV
September			
2	Illinois*	8 p.m.	W, 23-20
10	Idaho	8 p.m.	W, 35-22
17	WKU	Noon	BTN
24	at Cincinnati	TBA	TBA
October			
1	at Nebraska*	7 or 7:30 p.m.	TBA
8	Michigan*	Noon	TBA
15	Maryland*	TBA	TBA
22	at Rutgers*	Noon	TBA
November			
5	Penn State*	TBA	TBA
12	at Ohio State*	TBA	TBA
19	at Michigan State	TBA	TBA
26	Purdue*	TBA	TBA

HILLTOPPER

2022 FOOTBALL GAME NOTES PACKAGE

@WKUFootball

@wkufootball

www.WKUSports.com

/WKUFootball

WKUSports

Media Contact: Tyler Roper, Associate Director of Athletic Communications • tyler.roper@wku.edu • 801-518-7941 • @t_rope93
Secondary Contact: Jack Todd, Assistant Director of Athletic Communications • jack.todd@wku.edu • 615-943-3325 • @jack_todd4

OPENING KICKOFF

THE FIFTH TIME IS A CHARM?

Western Kentucky and Indiana have met a total of four times on the gridiron with the Hoosiers claiming victory in all four meetings. The Hilltoppers came close to knocking off Indiana a season ago on their home field, but could not come away with the victory late as the Hoosiers held on to win, 33-31, in the late September meeting.

RECORD-SETTING CROWD

When the Hilltoppers and Hoosiers did battle in 2021, WKU set a new school record for attendance with 25,171 fans packed into Houchens Industries-L.T. Smith Stadium on The Hill. This year's game will likely produce an even bigger crowd as Indiana's Memorial Stadium has a seating capacity that holds 52,626 fans.

SWITCHING SIDELINES

WKU running back Davion Ervin-Poindexter will be wearing a different shade of red for this year's meeting between WKU and Indiana after suiting up for the Hoosiers a season ago. Ervin-Poindexter played for Indiana from 2019-2021, seeing action for the Hoosiers during his final two seasons on the team. The Merrillville, Ind. native played in the game against the Hilltoppers a season ago, but did not record any statistics. So far this year, Ervin-Poindexter has carried the ball 24 times for 90 yards and a touchdown. His best output was in WKU's last game at Indiana in which he tallied 42 yards and a score with a long run of 13 yards.

SEEKING A BIG TEN BREAKTHROUGH

Despite seeing success against various Power Five opponents, WKU has not defeated a team from the Big Ten since joining the ranks of the FBS in 2007. The Tops will be looking for their first Big Ten victory Saturday in Bloomington. In addition to the four meetings with Indiana, WKU has faced off against Illinois twice (2014, 2017), Wisconsin once (2018) and Michigan State a season ago since transitioning to college football's highest level. The Tops' final contest against a member of the Big Ten Conference as an FCS program came in 2001 when they made the trip to Wisconsin and fell to the Badgers by a score of 24-6.

HOMECOMING FOR TWO

In addition to running back Davion Ervin-Poindexter, WKU linebacker Nathan Griffin is the other Hilltopper originally from the state of Indiana. Griffin is from St. Leon where he was a four-year starter at East Central HS. He led his team to a 43-9 record during that time, and racked up 182 total tackles (113 solo, 69 assisted) throughout his career while adding eight sacks, seven interceptions, three pass deflections and three fumble recoveries.

ALL-TIME vs INDIANA

WKU trails 0-4

SCORE	W/L	LOCATION	DATE
31-33	L	Home	9/25/21
35-38	L	Away	9/19/15
21-38	L	Home	9/18/10
13-31	L	Away	8/30/08

AFTER BYE WEEK

WKU Since 2009

SCORE	W/L	DATE	OPPONENT
31-33	L	9-25-21	vs.IND
37-19	W	12-6-20	@CHA
20-17	W	10-3-20	@MTSU
28-10	W	11-23-19	@USM
20-13	W	9-28-19	vs.UAB
14-40	L	10-14-18	@CHA
15-14	W	10-7-17	@UTEP
60-6	W	11-26-16	@MAR
63-7	W	11-21-15	@FIU
38-45	L	10-18-14	@FAU
36-27	W	9-27-14	@NAVY
38-7	W	11-23-13	@TXST
20-37	L	10-15-13	vs.ULL
31-26	W	10-11-12	@TROY
22-26	L	10-1-11	vs.ARST
21-28	L	10-9-10	@FIU
23-29	L	11-28-09	@FAU
20-37	L	10-10-09	vs.FIU

WHERE TO FIND IT

Numerical Roster	2
Experience Breakdown....	4
Depth Chart.....	5
HC Tyson Helton	6
Team Comparison.....	7
Talking Points	8-11
Career Highs.....	12-14
Key Player Bios.....	15-17
Stats and Info.....	18-21
Game Recaps	22
Season Statistics	24

BY THE NUMBERS

2

The Hilltoppers have won 598 games in program history.
Two more victories will give WKU 600 all time.

10

The WKU defense has forced 10 turnovers through its first two games this season. That mark is second to only Nevada. WKU has seven interceptions and three fumble recoveries.

18.4

Wide receiver Daewood Davis is currently averaging 18.4 yards per reception. Davis has caught 11 passes this season, more than any other Hilltopper.

43.5

WKU's average of 43.5 points per game is the best in Conference USA and 24th in all of college football through three weeks of play.

ROSTER NOTES

INCOMING TRANSFERS (20)

0	Jaylen Hall	WR
0	Lorenzo Hernandez	DT
2	Davion Ervin-Poindexter	RB
4	Michael Mathison	WR
5	Rome Weber	DB
10	Desmyn Baker	LB
16	Austin Reed	QB
18	Denzil Alleyne	WR
21	Upton Stout	DB
24	Derrick Smith	LB
27	Kiwon Harris	DB
28	Ely George	LB
32	Kylan Guidry	LB
37	Zavione Wood	RB
40	Zach Lassiter	LS
44	Dareon Goodrum	DT
49	Nolan McCord	K
64	Vincent Murphy	OL
72	Colten Cable	OL
98	Hosea Wheeler	DT

HAVE EARNED 3+ WKU LETTERS (9)

1	Jaden Hunter	LB
2	AJ Brathwaite Jr.	DB
3	Jakairi Moses	RB
25	Bryson Washington	LB
34	Juwuan Jones	DE
46	Cory Munson	K
53	Rusty Staats	OL
75	Gunner Britton	OL
89	Joey Beljan	TE

INTERNATIONAL PLAYERS (1)

47	Tom Ellard	P
----	------------	---

INCOMING FRESHMEN (28)

10	Caden Veltkamp	QB
12	Turner Helton	QB
15	KD Hutchinson	WR
19	Virgil Marshall	DB
20	Lucas Carneiro	K
21	LT Sanders	RB
22	Darius Thomas	DB
26	Amaari Smith	DB
31	Anthony Brackenridge	DB
33	Eli Jones	RB
38	AJ Yasili	LB
41	Alex Ford	DB
42	Trent Zappe	LB
43	Manny Moss	DB
47	Tom Ellard	P
50	Luke Burton	LB
51	Luke Slusher	OL
52	Trey Naughton	LS
58	Evan Wibberley	OL
67	Hayden Todd	OL
71	Wyatt Anderson	OL

#	NAME	POS	HT	WT	CL-EXP	HOMETOWN (PREVIOUS SCHOOL/S)
0	Jaylen Hall	WR	6-3	180	g-Sr.-TR	Macomb, Mich. (Dakota HS/Western Michigan)
0	Lorenzo Hernandez	DT	6-1	285	g-Sr.-TR	Cherry Hill, N.J. (Cherry Hill West HS/Asa College/Monmouth)
1	Craig Burt, Jr.	WR	6-4	205	Sr.-2L	Columbus, Ohio (Centennial HS/Hutchinson CC)
1	Jaden Hunter	LB	6-2	240	r-Sr.-3L	Atlanta, Ga. (Westlake HS/Georgia)
2	A.J. Brathwaite, Jr.	DB	6-0	190	r-Jr.-3L	Miami, Fla. (Central HS)
2	Davion Ervin-Poindexter	RB	5-11	190	r-Jr.-TR	Merrillville, Ind. (Brother Rice HS/Indiana)
3	JaQues Evans	LB	6-2	250	So.-2L	Dublin, Ga. (Dublin HS)
3	Jakairi Moses	RB	5-9	195	r-Jr.-3L	Palm Beach, Fla. (William T. Dwyer HS)
4	Niko Cooper	LB	6-5	240	r-So.-1L	Memphis, Tenn. (Douglass HS/Hutchinson CC/Nebraska)
4	Michael Mathison	WR	5-10	180	Jr.-TR	Covington, Ga. (Newton HS/Akron)
5	Dakota Thomas	WR	6-1	200	So.-2L	Snellville, Ga. (Shiloh HS)
5	Rome Weber	DB	5-11	195	r-Jr.-TR	San Bernadino, Calif. (Cajon HS/Wyoming)
6	Joshua Simon	TE	6-4	235	r-So.-2L	Dalzell, S.C. (Crestwood HS)
6	T.J. Springer	DB	6-1	190	r-So.-2L	Nashville, Tenn. (Maplewood HS)
7	Daewood Davis	WR	6-2	195	r-Sr.-1L	Broward County, Fla. (Deerfield Beach HS/Oregon)
7	Tre Shaw	DB	5-11	190	r-Sr.-1L	Ellenwood, Ga. (Cedar Grove HS/North Carolina)
8	Matthew Flint	LB	6-0	240	r-Jr.-1L	Huntsville, Ala. (Madison County HS/North Carolina)
8	Kye Robichaux	RB	6-0	215	So.-1L	Columbus, Ga. (Glenwood HS)
9	Dominique Bradshaw	DB	6-0	180	r-Sr.-2L	Dallas, Texas (Grand Prairie HS/Navarro College)
9	Josh Sterns	WR	5-8	185	So.-1L	Waxahachie, Texas (Waxahachie HS/Houston Baptist)
10	Desmyn Baker	LB	6-2	230	Jr.-TR	Clinton, Miss. (Clinton HS/Northwest Mississippi CC/Rice)
10	Caden Veltkamp	QB	6-5	220	Fr.-HS	Bowling Green, Ky. (South Warren HS)
11	Talique Allen	DB	6-1	205	r-Fr.-1L	Fort Valley, Ga. (Peach County HS)
11	Malachi Corley	WR	5-11	210	So.-2L	Campbellsville, Ky. (Campbellsville HS)
12	Kahlef Hailassie	DB	6-1	200	r-Jr.-1L	Elk Grove, Calif. (Cosumnes HS/Oregon/Independence CC)
12	Turner Helton	QB	6-2	170	Fr.-HS	Palos Verdes Estates, Calif. (Palos Verdes HS)
13	Darius Ocean	QB	6-0	200	r-Fr.-CV	Raleigh, N.C. (Hough HS)
13	Terrion Thompson	DT	6-0	295	So.-1L	Bowling Green, Ky. (Bowling Green HS)
14	Davion Williams	DB	6-0	180	r-Jr.-1L	Belleville, Mich. (Belleville HS/Michigan State)
15	KD Hutchinson	WR	5-8	180	Fr.-HS	Hamilton, Ga. (Harris County HS)
15	Aaron Key	LB	6-1	230	r-Fr.-CV	Decatur, Ga. (Tucker HS)
16	Austin Reed	QB	6-2	230	g-Sr.-TR	St. Augustine Beach, Fla. (St. Augustine HS/West Florida)
16	Kendrick Simpkins	DB	6-0	195	So.-2L	Montgomery, Ala. (Robert E. Lee HS)
17	Travis Collier	DB	6-1	200	r-Fr.-1L	Atlanta, Ga. (Douglas County HS)
17	Dalvin Smith	WR	6-3	190	r-So.-2L	Glasgow, Ky. (Glasgow HS)
18	Denzil Alleyne	WR	6-2	215	So.-TR	Lakeland, Fla. (Independence CC)
18	C.J. Jones	DB	5-10	195	r-Sr.-2L	Cypress, Texas (Cypress Woods HS/Blinn JC)
19	Javy Bunton	RB	6-0	200	r-Fr.-HS	Bowling Green, Ky. (Bowling Green HS)
19	Virgil Marshall	DB	6-0	200	Fr.-HS	Cocoa, Fla. (Cocoa HS)
20	Lucas Carneiro	K	5-11	175	Fr.-HS	Cornelius, N.C. (Community School of Davidson)
20	Kaleb Oliver	DB	6-4	215	r-Sr.-1L	La Vergne, Tenn. (Oakland HS/Georgia Tech)
21	LT Sanders	RB	5-8	200	Fr.-HS	Gardendale, Ala. (Gardendale HS)
21	Upton Stout	DB	5-9	180	r-Fr.-TR	Houston, Texas (North Shore HS/North Texas)
22	Darius Thomas	DB	6-2	205	Fr.-HS	Miramar, Fla. (Miramar HS)
23	Kendall Abdur-Rahman	WR	6-0	190	r-So.-1L	Edwardsville, Ill. (Edwardsville HS/Notre Dame)
23	Will Ignont	LB	6-1	235	r-Sr.-1L	Huntsville, Ala. (Buckhorn HS/Tennessee)
24	Derrick Smith	LB	6-2	220	r-Sr.-TR	Jacksonville, Fla. (Trinity Catholic HS/Miami (Fla.)/Illinois)
25	Bryson Washington	LB	6-0	235	r-Jr.-3L	Louisville, Ky. (Pleasure Ridge Park HS)
26	Amaari Smith	DB	6-0	170	Fr.-HS	Pompano Beach, Fla. (MTI Preparatory)
27	Kiwon Harris	DB	6-1	210	r-Jr.-TR	Jacksonville, Fla. (Sandalwood HS/Savannah State)
28	Ely George	LB	5-11	200	So.-TR	North Bergen, N.J. (Paramus Catholic HS/Shippensburg)
29	Dezmion Roberson	LB	6-2	205	r-Fr.-CV	Elba, Ala. (Elba HS)
30	Xavier Shaw	DB	6-0	170	r-Fr.-HS	Nashville, Tenn. (Battle Ground Academy)
31	Anthony Brackenridge	DB	6-3	195	Fr.-HS	Jacksonville, Fla. (Sandalwood HS)
32	Kylan Guidry	LB	6-4	230	So.-TR	Opelusas, La. (Northwest HS/Kilgore College)
33	Eli Jones	LB	6-1	230	Fr.-HS	Knoxville, Tenn. (Knoxville HS)

34	Juwuan Jones	DE	6-3	275	r-Sr.-4L	Sugar Hill, Ga. (Lanier HS)
35	Mike Allen	DT	6-5	290	r-Sr.-1L	Sugar Hill, Ga. (Lanier HS/Wake Forest)
37	Maximus Pulley	DB	5-11	190	r-Fr.-1L	Fort Worth, Texas (Elite Sports Prep.)
37	Zavione Wood	RB	5-11	200	r-Fr.-TR	Salem, Va. (Salem HS/Virginia Tech)
38	AJ Yasilli	LB	6-0	220	Fr.-HS	Frisco, Texas (Frisco HS)
40	Zach Lassiter	LS	6-1	201	r-Sr.-TR	Cochran, Ga. (Bleckley County HS/Mercer)
40	B.J. Wagner	DB	6-0	200	r-Fr.-CV	Orlando, Fla. (Orlando Christian Prep)
41	Alex Ford	DB	5-11	185	Fr.-HS	Nashville, Tenn. (Father Ryan HS)
42	Trent Zappe	LB	6-0	220	Fr.-HS	Victoria, Texas (Victoria East HS)
43	Manny Moss	DB	6-0	192	Fr.-HS	Fayetteville, Ga. (Fayette County HS)
44	Dareon Goodrum	DT	6-1	290	Jr.-TR	Athens, Ga. (Oconee County HS/East Central CC)
44	Brayden Narveson	K	6-1	205	r-Jr.-2L	Scottsdale, Ariz. (Desert Mountain HS/Iowa St)
45	Nathan Griffin	LB	6-1	230	So.-HS	St. Leon, Ind. (East Central HS)
46	Cory Munson	K	6-2	205	Jr.-3L	Warner Robins, Ga. (Northside HS)
47	Tom Ellard	P	5-10	170	Fr.	Melbourne, Australia (Prokick Australia)
49	Nolan McCord	K	5-11	170	r-Fr.-TR	Lilburn, Ga. (Parkview HS)
50	Luke Burton	LB	5-11	220	Fr.-HS	Bowling Green, Ky. (South Warren HS)
50	Wesley Horton	OL	6-4	295	r-Fr.-CV	Atlanta, Ga. (North Atlanta HS)
51	Luke Slusher	OL	6-4	295	Fr.-HS	Edgewood, Ky. (Beechwood HS)
52	Marshall Jackson	OL	6-6	290	r-Fr.-HS	Brandenburg, Ky. (Meade County HS)
52	Trey Naughton	LS	5-10	207	Fr.-HS	Tucson, Ariz. (Salpoint HS)
53	Rusty Staats	OL	6-4	310	r-Jr.-3L	Watertown, Tenn. (Watertown HS/Navy Prep)
55	Dante Walker	DE	6-3	285	r-So.-SQ	Riverdale, Ga. (Cedar Grove HS)
58	Evan Wibberley	OL	6-5	290	Fr.-HS	Edgewood, Ky. (Dixie Heights HS)
59	Jake Bowman	LS	6-0	215	So.-1L	Nashville, Tenn. (Lipscomb Academy)
64	Vincent Murphy	OL	6-2	305	r-So.-TR	Fort Lauderdale, Fla. (St. Thomas Aquinas HS/South Carolina)
67	Hayden Todd	OL	6-3	295	Fr.-HS	Knoxville, Tenn. (Knoxville Catholic HS)
68	Colt Jackson	OL	6-3	290	So.-1L	Bowling Green, Ky. (South Warren HS)
71	Wyatt Anderson	OL	6-3	306	Fr.-HS	Newnan, Ga. (Heritage School)
72	Colten Cable	OL	6-4	297	Jr.-TR	Tulsa, Okla. (Union HS/Butler CC)
73	Wes Dorsey	OL	6-7	305	r-So.-2L	Knoxville, Tenn. (Grace Christian Academy)
74	Michael Ondelacy	OL	6-7	320	r-So.-TR	North Richland Hills, Texas (Richland HS/Tyler JC)
75	Gunner Britton	OL	6-6	305	r-Jr.-3L	Conway, S.C. (Conway HS)
76	Mark Goode	OL	6-6	300	So.-1L	Hodgenville, Ky. (LaRue County HS)
77	David Ndukwe	OL	6-6	305	So.-2L	Decatur, Ga. (Arabia Mountain HS)
78	Quantavious Leslie	OL	6-3	310	So.-2L	Rome, Ga. (Rome HS)
79	Cameron Stage	OL	6-3	300	r-Jr.-TR	Ft Lauderdale, Fla. (Cardinal Gibbons HS/Bowling Green)
80	Easton Messer	WR	5-9	192	Fr.-HS	Louisville, Ky. (Christian Academy of Louisville)
81	Dane Saltarelli	TE	6-3	255	r-Jr.-TR	Belleair Bluffs, Fla. (IMG Academy/Oklahoma)
82	Jax Cooper	WR	6-3	195	Fr.-HS	Scottsville, Ky. (Allen County-Scottsville HS)
83	Alex Williams	TE	6-4	210	r-Fr.-HS	Geneva, Ill. (Fork Union Military Academy)
85	Tomi Mustapha	WR	6-0	190	r-Fr.	Bowling Green, Ky. (South Warren HS)
86	TeeJay Taylor	WR	6-0	200	r-So.-SQ	McDonough, Ga. (Henry County HS)
87	River Helms	TE	6-4	235	r-Fr.-HS	Lester, Ala. (West Limestone HS)
88	Jake Jackson	DE	6-0	240	Fr.-HS	Bowling Green, Ky. (South Warren)
89	Joey Beljan	TE	6-3	250	r-Jr.-3L	Frenchtown, N.J. (Delaware Valley HS)
90	Keaton Law	DT	6-3	255	Fr.-HS	Saraland, Ala. (Saraland HS)
91	Chase Jones	DT	6-1	290	r-Fr.-CV	Glasgow, Ky. (Glasgow HS)
92	Marcus Patterson	DE	6-3	255	Fr.-HS	Crestview, Fla. (Sandalwood HS)
93	Reid Jamerson	DE	5-11	212	Fr.-HS	Whitefish Bay, Wis. (Whitefish Bay HS)
93	Wes Pahl	P	6-5	200	r-Fr.-CV	Columbus, Ga. (Brookstone School)
95	Deante McCray	DE	6-4	265	Fr.-HS	Jacksonville, Fla. (Sandalwood HS)
97	Darius Shipp	DT	6-1	305	Sr.-2L	Olive Branch, Miss. (Lewisburg HS/Northeast Mississippi CC)
98	Hosea Wheeler	DT	6-3	285	So.-TR	Elk Grove, Calif. (Sacramento City College)
99	Brodrick Martin	DT	6-5	330	r-Sr.-1L	Tuscaloosa, Ala. (Northridge HS/North Alabama)

ROSTER NOTES

80	Easton Messer	WR
82	Jax Cooper	WR
88	Jake Jackson	DE
90	Keaton Law	DT
92	Marcus Patterson	DE
93	Reid Jamerson	DE
95	Deante McCray	DE

ARE 6-FOOT-4 OR TALLER (24)

1	Craig Burt, Jr.	WR
4	Niko Cooper	DE
6	Joshua Simon	TE
10	Caden Veltkamp	QB
20	Kaleb Oliver	DB
32	Kylan Guidry	LB
35	Mike Allen	DT
50	Wesley Horton	OL
51	Luke Slusher	OL
52	Marshall Jackson	OL
53	Rusty Staats	OL
55	Dante Walker	DE
58	Evan Wibberley	OL
72	Colten Cable	OL
73	Wes Dorsey	OL
74	Michael Ondelacy	OL
75	Gunner Britton	OL
76	Mark Goode	OL
77	David Ndukwe	OL
83	Alex Williams	TE
87	River Helms	TE
93	Wes Pahl	P
95	Deante McCray	DE
99	Brodrick Martin	DT

ARE 300 LBS OR HEAVIER (13)

53	Rusty Staats	OL
55	Dante Walker	DE
64	Vincent Murphy	OL
71	Wyatt Anderson	OL
73	Wes Dorsey	OL
74	Michael Ondelacy	OL
75	Gunner Britton	OL
76	Mark Goode	OL
77	David Ndukwe	OL
78	Quantavious Leslie	OL
79	Cameron Stage	OL
97	Darius Shipp	DT
99	Brodrick Martin	DT

Experience BREAKDOWN

OFFENSE RETURNING LETTERMEN (17)

Running Backs (2)

Jakairi Moses
Kye Robichaux

Tight Ends (1)

Joey Beljan

Wide Receivers (7)

Kendall Abdur-Rahman
Craig Burt
Malachi Corley
Daewood Davis
Dalvin Smith
Josh Sterns
Dakota Thomas

Offensive Line (7)

Gunner Britton
Wesley Dorsey
Mark Goode
Colt Jackson
Quantavious Leslie
David Ndukwe
Rusty Staats

DEFENSE RETURNING LETTERMEN (21)

Defensive Tackles (4)

Michael Allen
Brodric Martin
Darius Shipp
Terrion Thompson

Linebackers (6)

Niko Cooper
Jaques Evans
Matthew Flint
Jaden Hunter
Will Ignont

Bryson Washington

Defensive Backs (11)

Talique Allen
Dominique Bradshaw
A.J. Brathwaite
Travis Collier
Kahlef Hailassie
C.J. Jones
Kaleb Oliver
Tre Shaw
Kendrick Simpkins

T.J. Springer

Davion Williams

SPECIALISTS (3)

Jake Bowman, LS
Cory Munson, KO
Brayden Narveson, K

CAREER STARTS

OFFENSE	Yr.	Total Starts	Cons. Starts	---Starts by Year---			
				2022	2021	2020	2019
Joshua Simon, TE	r-So.	20	1	1	1	12	6
Daewood Davis, WR	r-Sr.	16	16	2	14	--	--
Rusty Staats, OL	r-Jr.	15	15	2	13	--	--
Quantavious Leslie, OL	So.	13	2	2	11	--	--
Joey Beljan, TE	r-Jr.	8	--	--	8	--	--
Craig Burt, Jr., WR	Sr.	8	--	--	--	8	--
Malachi Corley, WR	So.	8	2	2	5	1	--
Gunner Britton, OL	r-Jr.	6	2	2	--	2	2
Jakairi Moses, RB	r-Jr.	5	1	1	--	4	--
Dalvin Smith, WR	r-So.	4	--	1	2	1	--
Vincent Murphy, OL	r-So.	2	2	2	--	--	--
Mark Goode, OL	So.	2	2	2	--	--	--
Austin Reed, QB	g-Sr.	2	2	2	--	--	--
Jaylen Hall, WR	g-Sr.	2	2	2	--	--	--
Michael Mathison, WR	Jr.	1	--	1	--	--	--
Josh Sterns, WR	So.	1	--	--	1	--	--
Dakota Thomas, WR	So.	1	--	--	--	1	--

DEFENSE	Yr.	Total Starts	Cons. Starts	---Starts by Year---			
				2022	2021	2020	19/18
Juwuan Jones, DE	r-Sr.	48	44	2	14	12	20
Kahlef Hailassie, DB	r-Jr.	16	16	2	14	--	--
Darius Shipp, DT	Sr.	16	16	2	14	--	--
Will Ignont, LB	r-Sr.	15	--	1	11	1	2
A.J. Brathwaite, DB	r-Jr.	14	--	1	12	1	--
Jaden Hunter, LB	r-Sr.	12	1	1	10	1	--
Dom Bradshaw, DB	r-Sr.	10	--	--	7	3	--
Brodric Martin, DT	r-Sr.	3	3	2	1	--	--
Kaleb Oliver, DB	r-Sr.	2	1	--	1	--	--
Jaques Evans, LB	So.	2	2	2	--	--	--
C.J. Jones, DB	r-Sr.	2	2	2	--	--	--
Upton Stout, DB	r-Fr.	2	2	2	--	--	--
Derrick Smith, LB	r-Sr.	2	2	2	--	--	--
Talique Allen, DB	r-Fr.	1	1	1	--	--	--
Kendrick Simpkins, DB	So.	1	--	--	1	--	--
Davion Williams, DB	r-Jr.	1	--	--	1	--	--
Dezmion Roberson, LB	r-Fr.	1	--	1	--	--	--

HILLTOPPERS BY CLASS

Seniors (17)

Mike Allen (RS), Dominique Bradshaw (RS), Craig Burt Jr., Daewood Davis (RS), Jaylen Hall (Grad), Lorenzo Hernandez (Grad), Jaden Hunter (RS), Will Ignont (RS), C.J. Jones (RS), Juwuan Jones (RS), Zach Lassiter (Grad), Brodric Martin (RS), Kaleb Oliver (RS), Austin Reed (Grad), Tre Shaw (RS), Darius Shipp, Derrick Smith (RS)

Juniors (22)

Desmyn Baker, Joey Beljan (RS), A.J. Brathwaite (RS), Gunner Britton (RS), Colten Cable, Niko Cooper (RS), Tom Ellard, Davion Ervin-Poindexter (RS), Matthew Flint (RS), Dareon Goodrum, Kahlef Hailassie (RS), Kiwon Harris (RS), Michael Mathison, Jakairi Moses (RS), Cory Munson, Brayden Narveson (RS), Dane Saltarelli (RS), Rusty Staats (RS), Cameron Stage (RS), Bryson Washington (RS), Rome Weber (RS), Davion Williams (RS),

Sophomores (25)

Kedall Abdur-Rahman (RS), Denzil Alleyne, Jake Bowman, Malachi Corley, Wes Dorsey (RS), Jaques Evans, Mark Goode, Nathan Griffin, Kylan Guidry, Colt Jackson, Quantavious Leslie, Vinnie Murphy (RS), David Ndukwe, Michael Ondelacy (RS), Kye Robichaux, Joshua Simon (RS), Kendrick Simpkins, Dalvin Smith (RS), T.J. Springer (RS), Josh Sterns, Teejay Taylor (RS), Dakota Thomas, Terrion Thompson, Dante Walker (RS), Hosea Wheeler

Redshirt Freshmen (19)

Talique Allen, Javy Bunton, Travis Collier, River Helms, Wesley Horton, Marshall Jackson, Chase Jones, Aaron Key, Nolan McCord, Tomi Mustapha, Darius Ocean, Wes Pahl, Maximus Pulley, Dezmion Roberson, Xavier Shaw, Upton Stout, B.J. Wagner, Alex Williams, Zavione Wood

True Freshmen (28)

Wyatt Anderson, Luke Burton, Lucas Carneiro, Jax Cooper, Alex Ford, Turner Helton, KD Hutchinson, Jake Jackson, Reid Jamerson, Demarcus Johnson, Eli Jones, Keaton Law, Virgil Marshall, Deante McCray, Easton Messer, Manny Moss, Trey Naughton, Marcus Patterson, Maximus Pulley, LT Sanders, Luke Slusher, Amaari Smith, Darius Thomas, Hayden Todd, Caden Velkamp, Evan Wibberley, AJ Yasilli, Trent Zappe

Depth CHART

OFFENSE (LISTED NUMERICALLY)

(PREVIOUS GAME STARTERS IN BOLD)

QB	10	Caden Veltkamp	Fr.	6-5	220
	12	Turner Helton	Fr.	6-2	170
	13	Darius Ocean	r-Fr.	6-0	200
	16	Austin Reed	g-Sr.	6-2	230

OL	50	Wesley Horton	r-Fr.	6-4	295
	53	Rusty Staats	r-Jr.	6-4	310
	64	Vincent Murphy	r-So.	6-2	305
	73	Wes Dorsey	r-So.	6-7	305
	74	Michael Ondelacy	r-So.	6-7	320
	75	Gunner Britton	r-Jr.	6-6	305
	76	Mark Goode	So.	6-6	300
	77	David Ndukwe	So.	6-6	305
	78	Quantavious Leslie	So.	6-3	310

RB	2	Davion Ervin-Poindexter	r-Jr.	5-11	198
	3	Jakairi Moses	r-Jr.	5-9	195
	8	Kye Robichaux	So.	6-0	215
	21	L.T. Sanders	Fr.	5-8	200

WR	0	Jaylen Hall	g-Sr.	6-3	180
	1	Craig Burt, Jr.	Sr.	6-4	205
	4	Michael Mathison	Jr.	5-10	180
	5	Dakota Thomas	So.	6-1	200
	7	Daewood Davis	r-Sr.	6-2	195
	9	Josh Sterns	So.	5-8	185
	11	Malachi Corley	So.	5-11	210
	17	Dalvin Smith	r-Fr.	6-3	190

TE	6	Josh Simon	r-So.	6-4	235
	87	River Helms	r-Fr.	6-4	235
	89	Joey Beljan	r-Jr.	6-3	250

KICK RETURNERS

KR	2	Davion Ervin-Poindexter	r-Jr.	5-11	198
	4	Michael Mathison	Jr.	5-10	180
	7	Daewood Davis	r-Sr.	6-2	195

PR	1	Craig Burt Jr.	Sr.	6-4	205
	21	Upton Stout	r-Fr.	5-9	180

DEFENSE (LISTED NUMERICALLY)

(PREVIOUS GAME STARTERS IN BOLD)

DE	34	Juwuan Jones	r-Jr.	6-3	275
	55	Dante Walker	r-So.	6-4	306
	92	Marcus Patterson	Fr.	6-3	255
	95	Deante McCray	Fr.	6-4	265

DT	0	Lorenzo Hernandez	g-Sr.	6-1	285
	13	Terrion Thompson	So.	6-0	295
	35	Mike Allen	r-Sr.	6-5	290
	44	Dareon Goodrum	Jr.	6-1	290
	97	Darius Shipp	Sr.	6-1	305
	99	Brodrick Martin	r-Jr.	6-5	320

LB	1	Jaden Hunter	r-Sr.	6-2	240
	3	Jaques Evans	So.	6-2	250
	4	Niko Cooper	r-Jr.	6-5	240
	8	Matthew Flint	r-Jr.	6-0	240
	23	Will Ignont	r-Sr.	6-1	235
	24	Derrick Smith	r-Sr.	6-2	220
	29	Dezmion Roberson	r-Fr.	6-2	205

CB	7	Tre Shaw	r-Sr.	5-11	190
	9	Dom Bradshaw	r-Sr.	6-0	180
	12	Kahlef Hailassie	r-Jr.	6-1	200
	14	Davion Williams	r-Jr.	6-0	180
	21	Upton Stout	r-Fr.	5-9	180

SAF	2	A.J. Brathwaite, Jr.	r-Jr.	6-0	190
	5	Rome Weber	r-Sr.	5-11	195
	11	Talique Allen	r-Fr.	6-1	205
	16	Kendrick Simpkins	So.	6-0	195
	18	C.J. Jones	r-Sr.	5-10	195
	20	Kaleb Oliver	r-Sr.	6-4	215

SPECIALISTS (LISTED NUMERICALLY)

(PREVIOUS GAME STARTERS IN BOLD)

K	44	Brayden Narveson	r-Jr.	6-1	205
	46	Cory Munson	Jr.	6-2	205

P	47	Tom Ellard	Fr.	5-10	190
	93	Wes Pahl	r-Fr.	6-5	200

KO	44	Brayden Narveson	r-Jr.	6-1	205
	46	Cory Munson	Jr.	6-2	205

LS	40	Zach Lassiter	r-Sr.	6-1	201
	59	Jake Bowman	Fr.	6-0	215


PRONUNCIATION GUIDE

2	A.J. BRATHWAITE	BRATH-wait
3	JaQUES Evans	juh-QUEZ
3	JAKAIRI Moses	juh-CAR-ee
4	NIKO Cooper	NEE-co
8	Kye ROBICHAUX	ROW-buh-show
12	KAHLEF HAILASSIE	kuh-LEAF huh-LOSS-ee
17	Travis COLLIER	Call-ee-er
18	Denzil ALLEYNE	Uh-lean
19	JAVY Bunton	JV
23	Will IGNONT	IG-not
27	KIWON Harris	Key-wahn
29	Dezmion ROBERSON	Robe-er-son
32	Kylan GUIDRY	Gid-ree
34	JUWUAN Jones	ju-WAHN
37	ZAVIONE Wood	Zave-ee-on
42	Trent ZAPPE	Zap-ee
53	Rusty STAATS	Like "Stats"
74	Michael ONDELACY	On-duh-lace-ee
77	David NDUKWE	en-DOO-kway
81	Dane SALTARELLI	Salt-uh-rell-ee
89	Joey BELJAN	BELL-jann

Full-Time ASSISTANT COACHES

IN-GAME COACHING LOCATION


Andy LaRussa, Special Teams/Tight Ends	Sideline
Tyson Summers, Defensive Coordinator	Sideline
Ben Arbuttle, Co-OC/Quarterbacks	Sideline
Josh Crawford, Co-OC/Receivers	Press Box
Zach Lankford, Co-OC/Offensive Line	Sideline
Kenny Baker, Defensive Line	Sideline
Keynodo Hudson, Defensive Backs	Sideline
Michael Hutchings, Outside Linebackers	Sideline
Enrique Davis, Running Backs	Sideline
Travis Cunningham, Inside Linebackers	Sideline



ANDY
LARUSSA
SIDELINE



TYSON
SUMMERS
SIDELINE



BEN
ARBUTTLE
SIDELINE



JOSH
CRAWFORD
PRESS BOX




ZACH
LANKFORD
SIDELINE



KENNY
BAKER
SIDELINE



KEYNODO
HUDSON
SIDELINE



MICHAEL
HUTCHINGS
SIDELINE



ENRIQUE
DAVIS
SIDELINE



TRAVIS
CUNNINGHAM
SIDELINE

Head Coach TYSON HELTON

The Helton FILE

Born: June 20, 1977
Hometown: Gainesville, Fla.
College: Houston, '99
Wife: April
Children: Shelby, Presley, Cole, Clay

Coaching CAREER

2000	Hawaii	Graduate Assistant
2001-03	Hawaii	Special Teams Coord
2004-06	Memphis	TE/Special Teams Coord
2007-11	UAB	Quarterbacks
2012	UAB	Running Backs
2013	Cincinnati	TE/Special Teams Coord
2014-15	WKU	Offensive Coord/QBs
2016-17	USC	Passing Game/QBs
2018	Tennessee	Offensive Coord/QBs
2019-present	WKU	Head Coach

RESULTS (25-16 Overall)

2019 (9-4 OVR, 6-2 C-USA // 4-2 H, 4-1 A, 1-1 N)

Aug. 29	Central Arkansas	L, 28-35
Sept. 7	at FIU*	W, 20-14
Sept. 14	vs. Louisville%	L, 21-38
Sept. 28	UAB*	W, 20-13
Oct. 5	at Old Dominion*	W, 20-3
Oct. 12	Army	W, 17-8
Oct. 19	Charlotte* (HC)	W, 30-14
Oct. 26	at Marshall*	L, 23-26
Nov. 2	Florida Atlantic*	L, 24-35
Nov. 9	at Arkansas	W, 45-19
Nov. 23	at Southern Miss*	W, 28-10
Nov. 30	Middle Tennessee*	W, 31-26
Dec. 30	vs. Western Michigan^	W, 23-20

(SERVPRO First Responder Bowl)

2020 (5-7 OVR, 4-3 C-USA // 3-2 H, 2-4 A, 0-1 N)

Sept. 12	at Louisville	L, 21-35
Sept. 19	Liberty	L, 24-30
Oct. 3	at Middle Tennessee*	W, 20-17
Oct. 10	Marshall* (HC)	L, 14-38
Oct. 17	at UAB*	L, 14-37
Oct. 24	Chattanooga	W, 13-10
Oct. 31	at #10/11 BYU	L, 10-41
Nov. 7	at Florida Atlantic*	L, 6-10
Nov. 14	Southern Miss*	W, 10-7
Nov. 21	FIU*	W, 38-21
Dec. 6	at Charlotte*	W, 37-19
Dec. 26	vs. Georgia State^	L, 21-39

(LendingTreeBowl)


2021 (9-5 OVR, 7-1 C-USA // 4-2 H, 4-3 A, 1-0 N)

Sept. 2	UT Martin	W, 59-21
Sept. 11	at Army	L, 35-38
Sept. 18	Indiana	L, 31-33
Oct. 2	at #16/17 Michigan St.	L, 31-48
Oct. 9	UTSA*	L, 46-52
Oct. 16	at Old Dominion*	W, 43-20
Oct. 23	at FIU*	W, 34-19
Oct. 30	Charlotte* (HC)	W, 45-13
Nov. 6	Middle Tennessee*	W, 48-21
Nov. 13	at Rice*	W, 42-21
Nov. 20	Florida Atlantic*	W, 52-17
Nov. 27	at Marshall*	W, 53-21
Dec. 3	at UTSA^	L, 41-49
Dec. 18	vs. App State	W, 59-38

(Boca Raton Bowl)

RECORD BREAKDOWN

	In	Under
	2022	Helton
Overall Record	2-0	25-16
Conference USA	0-0	17-6
Non-Conference	2-0	8-9
Home	1-0	12-6
Away	1-0	11-8
Neutral	0-0	2-2
Artificial Turf	2-0	23-12
Natural Grass	0-0	2-4
Day Games	1-0	18-7
Night Games	1-0	7-9
TV Networks		
ESPN +	0-0	10-2
ESPN 3	0-0	5-0
Watch Stadium	0-0	3-3
CBS Sports Net	1-0	3-3
Fox Sports Net	0-0	0-3
ESPN	0-0	2-2
ACC/B1G/SEC Net	0-0	1-2
ESPN U	0-0	0-1
In August	1-0	1-1
In September	1-0	4-5
In October	0-0	8-6
In November	0-0	9-2
In December	0-0	3-2
Scoring 0-9 points	0-0	0-1
Scoring 10-19 points	0-0	3-3
Scoring 20-29 points	0-0	6-7
Scoring 30-39 points	1-0	6-3
Scoring 40+ points	1-0	10-2
Allowing 0-9 points	0-0	3-0
Allowing 10-19 points	1-0	12-1
Allowing 20-29 points	1-0	9-1
Allowing 30-39 points	0-0	1-10
Allowing 40+ points	0-0	0-4
Scoring First	1-0	13-5
Opponent Scores First	1-0	12-11
Leading after 1st Quarter	0-0	9-2
Tied after 1st Quarter	0-0	9-4
Trailing after 1st Quarter	2-0	7-10
Leading at Half Time	2-0	19-1
Tied at Half Time	0-0	2-1
Trailing at Half Time	0-0	4-14
Leading after 3rd Quarter	2-0	22-1
Tied after 3rd Quarter	0-0	1-1
Trailing after 3rd Quarter	0-0	2-14
Overtime Games	0-0	0-0



Tyson Helton was named Western Kentucky University's 21st head football coach on November 27, 2018. The 2022 campaign will be his third season at the helm of the Hilltopper program after producing a 23-16 mark and reaching three bowl games in his first three years.

The 2021 season was arguably Helton's best on The Hill as the Tops strung together a 9-4 record that featured a C-USA East Division Title and a victory over App State in the Boca Raton Bowl. Helton also led the WKU offense to a historic season that saw quarterback Bailey Zappe set new NCAA record in passing yards and touchdowns in a single season. At year's end, Zappe was drafted by the New England Patriots, joining defensive end DeAngelo Malone who was drafted by his hometown Atlanta Falcons.

WKU finished the 2020 campaign with a 5-7 overall record, including a 39-21 loss to Georgia State in the 22nd Annual LendingTree Bowl. The Hilltoppers were only 1-of-16 college football teams in the nation to play in 12 or more games during the COVID-19-affected year.

In his first season as head coach at WKU, Helton led the Hilltoppers to one of the best turnarounds in the nation. With a 9-4 overall record in 2019, WKU tripled its 2018 win total (3-9) and matched the number of victories from the previous two years combined (9-16).

The Hilltoppers' six-win improvement from 2018-to-2019 tied for the third-best in FBS, behind only Navy (8) and Central Michigan (7). WKU was voted to finish fifth in the East in the preseason Conference USA poll, but concluded the year tied for second with a 6-2 league record.

Because of the team's success, Helton was voted 2019 C-USA Coach of the Year, the first Hilltopper head coach since Jack Harbaugh was the Ohio Valley Conference Coach of the Year in 2000. It was only the sixth conference Coach of the Year honor in program history, with the previously-mentioned Harbaugh, Jimmy Feix (1973, 1978 and 1980) and Nick Denes (1963) as the only other WKU head coaches to earn the recognition.

Tyson and his father Kim (at Houston in 1996 – with Tyson on the team as a freshman), are the only father-son duo to each be named Coach of the Year in C-USA's 25-year history in any sport. The Heltons are the first father-son duo to each be named Coach of the Year in any FBS league since the Bowdens – Tommy (Clemson in 2003) and Bobby (Florida State in 1993 and 1997) – in the Atlantic Coast Conference.

WKU's 2019 season boasted notable wins over five bowl teams (9-5 UAB, 7-6 Southern Miss, 7-6 Charlotte, 7-6 Western Michigan

and 6-7 FIU) as well as only 1-of-3 C-USA victories over a Power Five opponent this season; a 45-19 statement win at Arkansas in which the Hilltoppers led 35-7 at half time. The Hilltoppers also claimed a 17-8 win over Army, a game in which WKU "out-Armyed Army" – winning the time of possession battle 38-to-22 and out-rushing the Black Knights 225-to-137.

A direct reflection of coaching and discipline, the Hilltoppers were only called for 53 penalties all season long which ranked third in FBS. Also, WKU's time of possession was 23rd in the nation, with a 32-to-28 advantage on average.

Helton returned to WKU three years removed from the 2015 football season which ended with the Hilltoppers' final Associated Press ranking of 24 – the highest in school history – and a school-record 12 victories, including the first-ever FBS conference championship. Helton's previous tenure coincided with quarterback Brandon Doughty's astronomical ascension up the NCAA's career record book and total rewriting of the program's own offensive records.

Helton's had otherworldly success as WKU's offensive coordinator and quarterbacks coach in 2014 and 2015 under then-head coach Jeff Brohm. WKU's offensive numbers ranked among the nation's elite during Helton's two years on the staff and featured the first-ever 4,500-yard passer (Brandon Doughty) and 1,500-yard rusher (Leon Allen) in the same season in FBS history in 2014.

WKU broke more than two dozen school offensive records under Helton, including the points scored record in each of his two years. The Hilltopper offense was in the national Top 10 in 2015 in passing efficiency (1st, 177.4), scoring (3rd, 44.3), passing (4th, 372.2), first downs (8th, 349) and total yards (9th, 526.4).

In 2014, WKU became the first NCAA program with a 4,500-yard passer and 1,500-yard rusher while winning the Bahamas Bowl to finish 8-4. That season, they were second nationally in passing (374.3), fourth in total offense (534.6) and sixth in scoring offense (44.4) and first downs (351).

Helton was among four finalists for the 2015 FootballScoop.com Offensive Coordinator of the Year Award. He coached quarterback Brandon Doughty to back-to-back Conference USA MVP honors as he threw 97 touchdown passes in 2014 and 2015 (the most in NCAA history in consecutive seasons). Doughty led the nation in 2015 in completion percentage (71.9), passing touchdowns (48), passing yards (5,055) and points responsible for (304) while ranking second in passing efficiency (176.5).

Most Recent Meeting: Sept. 25, 2021 • Bowling Green, Ky.

Indiana	14	9	3	7	--	33
WKU	0	14	10	7	--	31



SCORING SUMMARY

Team	Q	Time	Scoring Play	Pl-Yds	TOP	Score
IU	1	10:15	Carr, 1-yard rush (Campbell kick)	11-79	4:45	7-0
IU	1	5:02	Penix, 1-yard rush (Campbell kick)	11-81	4:50	14-0
WKU	2	14:27	Cofield, 1-yard rush (Narveson kick)	15-77	5:29	14-7
IU	2	9:49	Campbell, 46-yard field goal	13-46	4:34	17-7
IU	2	2:42	Campbell, 37-yard field goal	13-56	4:55	20-7
WKU	2	0:55	Davis, 25-yard pass from Zappe (Narveson kick)	7-72	1:42	20-14
IU	2	0:00	Campbell, 25-yard field goal	8-68	0:55	23-14
WKU	3	13:13	Smith, 13-yard pass from Zappe (Narveson kick)	5-76	1:40	23-21
IU	3	9:10	Campbell, 48-yard field goal	9-44	4:03	26-21
WKU	3	5:53	Narveson, 34-yard field goal	11-59	3:17	26-24
IU	4	4:27	Carr, 1-yard rush (Campbell kick)	14-86	6:19	33-24
WKU	4	2:43	Corley, 19-yard pass from Zappe	8-75	2:43	33-31

GAME BREAKDOWN

	Indiana	WKU
FIRST DOWNS	35	24
Rushing	9	9
Passing	23	15
Penalty	3	0
NET YARDS RUSHING	134	93
Rushing Attempts	39	20
Average Per Rush	3.4	4.7
Rushing Touchdowns	3	1
Yards Gained Rushing	173	106
Yards Lost Rushing	39	13
NET YARDS PASSING	373	365
Completions-Attempts-Int	35-53-0	31-44-0
Average Per Attempt	7.0	8.3
Average Per Completion	10.7	11.8
Passing Touchdowns	0	3
TOTAL OFFENSE YARDS	507	458
Total offense plays	92	64
Average Gain Per Play	5.5	7.2
Fumbles: Number-Lost	1-0	0-0
Penalties: Number-Yards	4-20	9-59
PUNTS-YARDS	2-90	3-155
Average Yards Per Punt	45.0	51.7
Inside 20	1	2
50+ Yards	0	2
Touchbacks	1	0
Fair catch	1	1
KICKOFFS-YARDS	7-437	6-363
Average Yards Per Kickoff	62.4	60.5
Touchbacks	3	2
Punt returns: Number-Yards-TD	1-0-0	0-0-0
Average Per Return	0	0
Kickoff returns: Number-Yds-TD	3-56-0	3-72-0
Average Per Return	18.7	24.0
Interceptions: Number-Yds-TD	0-0-0	0-0-0
Fumble Returns: Number-Yds-TD	0-0-0	0-0-0
Possession Time	38:34	21:26
Third-Down Conversions	11 of 18	4 of 10
Fourth-Down Conversions	1 of 1	1 of 2
Red-Zone Scores-Chances	6-6	5-5
Sacks By: Number-Yards	1-9	3-25
PAT Kicks	3-3	4-4
Field Goals	4-4	1-1

STAT LEADERS

WKU

PASSING	C-A-I	Yds	TD
B. Zappe	31-44-0	365	3

RUSHING	Att.	Yds	TD
N. Whittington	6	41	0
A. Cofield	10	40	1

RECEIVING	No.	Yds	TD
J. Sterns	7	82	0
M. Corley	9	70	1

Indiana

PASSING	C-A-I	Yds	TD
M. Penix	35-53	373	0

RUSHING	Att.	Yds	TD
S. Carr	25	109	2

RECEIVING	Att.	Yds	TD
P. Hendershot	7	100	0

SERIES NOTES

- Indiana leads the all-time series with WKU 4-0
- The last meeting between the two schools was just a season ago when Indiana visited Bowling Green and took home a 33-31 victory in the closing minutes of the game
- The first ever meeting between the Hilltoppers and Hoosiers took place in 2008
- Saturday will mark the first time since 2015 WKU has visited Bloomington. Indiana won that meeting 38-35

QUICK FACTS

	WKU	Indiana
Nickname	Hilltoppers	Hoosiers
Location	Bowling Green, Ky.	Bloomington, Ind.
Founded	1906	1820
Enrollment	16,750	48,514
Colors	Red and White	Cream and Crimson
Mascot	Big Red	None
Home Venue	Houchens-Smith Stadium	Memorial Stadium
Stadium Capacity	22,113	52,929
2021 Overall Record	9-5	2-10
2021 Conference Record	7-1, C-USA	0-9, BIG 10
2021 Conference Finish	1st, East	7th, East

2022 STATISTICAL COMPARISON

	WKU	Indiana
Scoring Offense	43.5	29.0
Scoring Defense	22.0	21.0
Rushing Offense	124.0	135.5
Rushing Defense	125.5	171.0
Passing Offense	273.5	263.5
Passing Defense	214.0	218.0
Total Offense	397.5	399.0
Total Defense	339.5	389.0
Penalties/Yards Average	7.5/79.0	3.0/30.0
Time of Possession	26:33	22:44
Third Down Off./Def.	29%/29%	53%/48%
Fourth Down Off.-Def.	2/3-4/7	1/2-1/4
Sacks For/Allowed	7/44	6/1
Touchdowns For/Allowed	12/5	7/5
Red Zone TD Off./Def.	7-10/3-6	3-7/6-8
Field Goal Attempts	1-2	3-4

WKU'S WEEKLY SCHEDULE

12
MONDAY

Off Day
 Tyson Helton
 weekly presser at
 11:30 a.m. in Diddle
 Arena Media Room

13
TUESDAY

Team Practice
 OC Ben Arbuckle
 and requested
 players available at
 approx. 6 pm

14
WEDNESDAY

Team Practice
 DC Tyson Summers
 and requested
 players available at
 approx. 6 pm

15
THURSDAY

Team Practice
 Tyson Helton
 available at approx.
 6 pm

16
FRIDAY

Travel Day
 No Media
 Availability

17
SATURDAY

Game 3 at Indiana
 Kickoff - 11 a.m. CT

Talking POINTS

THE HILLTOPPERS NATIONALLY

Interceptions

Player	INT
1. Bentlee Sanders (Nevada)	4
2. Upton Stout (WKU)	2
Kaleb Oliver (WKU)	2
Micah Abraham (Marshall)	2
Tyler Baker Williams (NC State)	2

Points Responsible For

Player	PRF
1. Drake Maye (North Carolina)	74
2. N'Kosi Perry (Florida Atlantic)	66
3. Mike Wright (Vanderbilt)	60
4. Austin Reed (WKU)	54
Todd Centeio (James Madison)	54

Passing Touchdowns

Player	TD
1. Drake Maye (North Carolina)	11
2. Todd Centeio (James Madison)	9
N'Kosi Perry (Florida Atlantic)	9
Will Rogers (Mississippi State)	9
5. Austin Reed (WKU)	7

Sacks Allowed

Player	SA
1. WKU	0
Air Force	0
Ball State	0
Georgia Southern	0
Kansas	0

Interceptions

Team	INT
1. WKU	7
Nevada	7
3. USC	6
Utah State	6
5. Kansas State	5

Defensive Touchdowns

Team	TD
1. USC	3
2. WKU	2
Cincinnati	2
Marshall	2
Purdue	2

Turnovers Gained

Team	TO
1. Nevada	11
2. WKU	10
3. Liberty	9
USC	9
5. Illinois	8

Turnover Margin

Team	TOM
1. USC	+9
Nevada	+9
3. Louisiana	+7
4. WKU	+6
5. Duke	+5

TOPS ON TOP

Since joining Conference USA in 2014, WKU has won more games than any current league member.

TEAM	2014-22	2021	2022
WKU	65-42	9-5	2-0
LA Tech	61-43	3-9	1-1
MTSU	51-50	7-6	1-1
UAB	50-27	9-4	1-1
Fla. Atl.	48-52	5-7	2-1
UTSA	46-54	12-2	1-1
N. Texas	44-58	6-7	2-1
FIU	38-56	1-11	1-1
Rice	29-64	4-8	1-1
UTEP	29-68	7-6	1-2
Charlotte	26-56	5-7	0-3

CHANGING COLLEGE FOOTBALL THROUGH THE TRANSFER PORTAL

Head Coach Tyson Helton has not been shy about his intentions to continue utilizing the transfer portal to build his team each year. In his media day to kick off the season, Helton certainly pounded home that exact point.

"I really like the transfer portal. I've said that all along. It has its goods and its bads. The good thing is you can always transform a roster when you need to. I don't think there's really any excuses anymore to say hey, well we weren't really able to get this guy or develop this group or we're really young, because you have an opportunity from year to year to create the team you want to create."

This year's WKU Football roster includes...

- 40 total transfers
- 20 incoming transfers for the 2022 season
- 17 transfers who previously played at Power 5 programs
- 6 transfers from other Group of 5 programs
- 3 transfers from FCS programs
- 14 transfers from Division II/junior colleges

Thanks to Helton's willingness to adopt and embrace the transfer portal, ESPN named him one of **The 11 Biggest Power Brokers and Advocates Shaping the Future of College Football**.

"I look at NFL free agency," Helton told ESPN. "You get an opportunity to make your team what you want it to be every year. You know, you can't get down when a guy leaves, because there's the next star out there somewhere and you just got to keep flipping those rocks over to find them. My job as a head coach is to recreate that team and to get that production again. The next Bailey Zappe is out there somewhere."

LONE SURVIVOR

Three weeks into the 2022 season, WKU is the lone unbeaten team remaining in Conference USA. Like the Hilltoppers, every team in the league has played at least two games so far. Florida Atlantic, North Texas, UTEP and Charlotte are the only teams who have played three games so far this season. Florida Atlantic and North Texas are the only teams in addition to the Hilltoppers to win two games so far this season.

PARTY LIKE IT'S 2015

The Hilltoppers are off to the program's first 2-0 start to the season since 2015 when WKU defeated Vanderbilt and Louisiana Tech to open the year. Hopefully a sign of good things to come, WKU went on to claim a Conference USA Championship and victory in the Miami Beach Bowl that season. The Tops will not want history to completely repeat itself, though, as they lost to Indiana in their third game that year.

POWER FIVE WINS

Despite struggling against Indiana, WKU has made plenty of noise against college football's elite, winning four games against Power Five opponents since 2012. All four victories came against SEC schools, and the 2019 win over Arkansas was orchestrated by current Hilltopper head coach Tyson Helton.

- Nov. 9, 2019 -- at Arkansas -- W, 45-19
- Sept. 3, 2015 -- at Vanderbilt -- W, 14-12
- Aug. 31, 2013 -- vs. Kentucky -- W, 35-26
- Sept. 15, 2012 -- at Kentucky -- W, 32-31 [OT]

REED ADDED TO DAVEY O'BRIEN AWARD WATCH LIST

WKU quarterback Austin Reed has been added to the Davey O'Brien Award Midseason Watch List. The Davey O'Brien Award is college football's oldest and most prestigious award for quarterbacks. The award honors candidates who exemplify Davey O'Brien's enduring character while exhibiting teamwork, sportsmanship and leadership in both academics and athletics. Reed's addition to the list comes after throwing for 547 yards and seven touchdowns through WKU's first two games. The Hilltoppers defeated Austin Peay and Hawaii in both those contests. Reed has completed 64.1 percent of his passes with an efficiency rating of 165.7. In addition to his passing statistics, Reed has also rushed for 41 yards and a touchdown through two games. Reed's seven passing touchdowns currently rank second nationally behind only North Carolina's Drake Maye. His 547 yards rank fourth nationally, and he is third in the nation in points responsible for with 54.

OLIVER WINS C-USA DEFENSIVE PLAYER OF THE WEEK

Before enjoying the bye week, WKU defensive back Kaleb Oliver was named Conference USA's Defensive Player of the Week, presented by Blenders Eyewear. The redshirt senior turned in a big performance in the Hilltoppers' 49-17 win over Hawaii by intercepting two passes, earning an additional pass breakup and making two tackles. Oliver's first interception of the night came in the third quarter with WKU holding a 21-10 lead. He picked off Hawaii's pass and returned it 42 yards to the Hawaii 17-yard line, setting up a Hilltopper touchdown on the very next play. His next interception came on the ensuing Rainbow Warrior drive when Hawaii tried to convert on fourth down and Oliver snagged a tipped ball to put an end to the drive. Oliver's interceptions accounted for two of six takeaways the WKU defense came up with Saturday night. The Hilltoppers have now forced 10 turnovers through two games this season.

IT RUNS IN THE FAMILY

The 2022 Hilltoppers feature all sorts of family ties up and down the roster. Freshman quarterback Turner Helton is the nephew of head coach Tyson Helton. Coach Helton's brother, Clay Helton, who is the head football coach at Georgia Southern, is Turner Helton's father. The other true freshman quarterback on the roster, Caden Veltkamp, is the son of WKU's head strength and conditioning coach, Jason Veltkamp. The all-star duo of Bailey Zappe and Jereth Sterns from last year's WKU team both have younger brothers suiting up for the Toppers this season. Sophomore Josh Sterns plays wide receiver for WKU while freshman Trent Zappe is part of WKU's linebacker room.

HOMETOWN HEROES

WKU features seven players this season from Bowling Green, Ky. Caden Veltkamp, Luke Burton, Colt Jackson, Tomi Mustapha and Jake Jackson all came to The Hill from South Warren High School while Javy Bunton and Terrion Thompson both attended Bowling Green High School.

NATIONAL CHAMPIONSHIP 20TH ANNIVERSARY

The 2022 WKU Football campaign marks the 20th anniversary of Western Kentucky winning the 2002 I-AA national championship.

WKU defeated McNeese State 34-14 in Chattanooga, Tenn. in the championship game of the I-AA Playoffs to earn the program's first national title after advancing to the championship game for the first time since the School moved to the I-AA level in 1975.

Karl Maslowski intercepted Scott Pendarvis on MSU's first offensive play of the game, the first of a number of big plays for WKU.

Jerami Johnson bowled over a pair of defenders to score on a 16-yard pass less than five minutes into the game, giving the Hilltoppers the lead for good. Frazier scored on a 55-yard run on the second play of the second quarter to double WKU's advantage. The defense allowed only 19 yards on seven plays after a late first-half turnover, forcing the Cowboys to settle for a field goal as the Toppers led, 17-6, at the break.

Quarterback Jason Michael connected with Johnson for 49 yards, and Frazier scored from 14 yards out on the next play to cap WKU's first drive of the second half. With MSU trailing by 10 points and the third quarter nearing an end, Michael and Frazier hooked up for a screen pass that would go 54 yards, the quarterback would reach the end zone to finish the drive with 13:49 left in the contest.

Corey Shaw's interception set up the final points of the game, a 23-yard Martinez field goal, while Charles Thompson ended McNeese's final possession with the Toppers' third interception of the contest.

Four conference champions. The top three seeds. Two three-point decisions on the road. All pointed to one result, Western Kentucky's first-ever NCAA I-AA national championship.



PRESEASON HONORS

Athlon Sports Preseason All C-USA Teams (12)

OL Quantavious Leslie (1st), K Brayden Narveson (1st), OL Rusty Staats (2nd), DT Darius Shipp (2nd), DB Kahlef Hailassie (2nd), WR Daewood Davis (3rd), TE Josh Simon (3rd), DL Juwuan Jones (3rd), LB Will Ignong (3rd), LB Jaden Hunter (3rd), DB A.J. Brathwaite (3rd), WR Malachi Corley (4th)

Phil Steele Preseason All C-USA Teams (12)

TE Josh Simon (1st), OL Quantavious Leslie (1st), DB Kahlef Hailassie (1st), K Brayden Narveson (1st), OL Rusty Staats (2nd), WR Jaylen Hall (2nd), WR Daewood Davis (3rd), DT Darius Shipp (3rd), DE Juwuan Jones (4th), LB Will Ignong (4th), LS Jake Bowman (4th)

East-West Shrine Bowl 1,000 List (5)

DB Kahlef Hailassie, DT Brodrick Martin, WR Jaylen Hall, K Brayden Narveson, OL Rusty Staats

Conference USA Preseason Watch List (6)

WR Malachi Corley, OL Rusty Staats, DE Juwuan Jones, DB Kahlef Hailassie, K Brayden Narveson

C-USA Preseason Special Teams Player of the Year

K Brayden Narveson

Preseason Award Watch Lists (6)

WR Daewood Davis (Biletnikoff Award)
OL Rusty Staats (Rimington Award)
TE Josh Simon (Mackey Award)
OL Quantavious Leslie (Outland Trophy)
K Brayden Narveson (Groza Award)
DE Juwuan Jones (Wuerffel Trophy)

2022 C-USA PLAYERS OF THE WEEK

Aug. 29	Oct. 17
O: QB Austin Aune (North Texas)	O:
D: DB Justin McKithen (FAU)	D:
ST: K Morgan Suarez (FAU)	ST:
Sept. 5	Oct. 24
O: QB Frank Harris (UTSA)	O:
D: DB Kaleb Oliver (WKU)	D:
ST: K Jared Sackett (UTSA)	ST:
Sept. 12	Oct. 31
O: QB Frank Harris (UTSA)	O:
D: DL Quindarius Dunnigan (MTSU)	D:
ST: K Gavin Baechle (UTEP)	ST:
Sept. 19	Nov. 7
O:	O:
D:	D:
ST:	ST:
Sept. 26	Nov. 14
O:	O:
D:	D:
ST:	ST:
Oct. 3	Nov. 21
O:	O:
D:	D:
ST:	ST:
Oct. 10	LEADERS
O:	
D:	
ST:	

Talking POINTS

TOPS IN THE WKU RECORD BOOK

Field Goals Made (Career)

Player	FGM
1. Garrett Schwettman, 2012-15	54
2. Chris James, 2004-07	51
3. Peter Martinez, 2000-02	49
4. Dan Maher, 1985-88	47
5. Brayden Narveson, 2020-21	37
6. Jeff Poisel, 1996-99	31
7. Matt Lange, 2002-03	23
8. Jim Griffiths, 1980-82	19
9. Ryan Nuss, 2015-18	18
10. Cory Munson, 2019	17

Assisted Tackles (FBS Era) (Career)

Player	Tackles
1. DeAngelo Malone, 2017-21	120
2. Devon Key, 2017-20	158
3. Antwon Kincade, 2017-21	153
4. Andrew Jackson, 2010-13	152
5. Kyle Bailey, 2017-20	120
6. Xavius Boyd, 2010-13	116
7. Juwuan Jones, 2018-21	113

Tight End Receptions (Career)

Player	Rec.
1. Jack Doyle, 2009-12	162
2. Robert Coates, 1985-89	119
3. Ricky Gwinn, 1977-80	85
4. Mitchell Henry, 2011-14	78
5. Joshua Simon, 2019-pres.	67

Tight End Touchdown Receptions (Career)

Player	TDs
1. Tyler Higbee, 2013-15	13
2. Mitchell Henry	12
3. Joshua Simon, 2019-pres.	10
Ricky Gwinn, 1977-80	10

Kicker Points Scored (Career)

Player	Points
1. Garrett Schwettman, 2012-15	398
2. Chris James, 2004-07	298
3. Peter Martinez, 2000-02	279
4. Jeff Poisel, 1996-99	63
5. Dan Maher, 1985-88	250
6. Brayden Narveson, 2020-pres.	214

Touchdown Receptions by a Freshman

Player	TDs
1. Malachi Corley, 2021	7
2. Jay Davis, 1968	6
3. Dalvin Smith, 2021	5
Porter Williams, 1970	5
Darryl Smith, 1969	5
6. Joshua Simon, 2019	4

Touchdown Receptions by a Junior

Player	TDs
1. Jerreth Sterns, 2021	17
Taywan Taylor, 2015	17
3. Mitchell Tinsley, 2021	14
4. Jared Dangerfield, 2014	11
5. Curtis Hamilton, 2006	10
6. Daewood Davis, 2021	8

CHASING A LEGEND

With his touchdown catch in WKU's win at Hawaii, tight end Joshua Simon passed former WKU tight end and current Los Angeles Ram Tyler Higbee for fifth-most receptions by a tight end in WKU history. Simon now has 67 total receptions for his career. Jack Doyle owns the record with 162 career receptions. The other big category Simon is chasing Higbee in is touchdown receptions by a tight end. Simon moved into third all time at WKU with 10 while Higbee owns the record after catching 13 for his career.

SEASON #104

WKU is playing its 104th season of football this fall. WKU celebrated 100 seasons of football on The Hill in 2018. The program began in 1913, but due to program stoppages during World War I (1917-1919) and World War II (1943-45), the 2018 team was WKU's 100th team. Uniquely enough, it was also the 100th season of men's basketball and baseball.

To celebrate, WKU voted on and named an All-Century team and wore a commemorative patch on the team's jerseys all year. The team is comprised of 12 offensive players, 12 defensive players, 4 specialists, and one all-purpose leader. The co-head coaches of the team are Jimmy Feix, the winningest head coach in program history at 106-56-6, and Jack Harbaugh, leader of WKU's 2002 national championship team.

WKU FOOTBALL ALL-CENTURY TEAM

CO-HEAD COACHES

Jimmy Feix	1968-83
Jack Harbaugh	1989-02

OFFENSE

Brandon Doughty	2013-15	Quarterback
Bobby Rainey	2008-11	Running Back
Dickie Moore	1965-68	Running Back
Jack Doyle	2009-12	Tight End
Taywan Taylor	2013-16	Wide Receiver
Porter Williams	1970-73	Wide Receiver
Nicholas Norris	2013-16	Wide Receiver
Forrest Lamp	2013-16	Offensive Line
Buster Ashley	2001-04	Offensive Line
Chris Price	1999-02	Offensive Line
David Carter	1973-76	Offensive Line
Jim "Yogi" Hardin	1955-58	Offensive Line

BOLD - Denotes captain of that group

DEFENSE

Lawrence Brame	1967-70	Defensive Line
John Bushong	1971-74	Defensive Line
Tim Ford	1979-81	Defensive Line
Quanterus Smith	2009-12	Defensive Line
Sherrod Coates	1999-02	Linebacker
Paul Gray	1980-83	Linebacker
Rick Green	1972-75	Linebacker
Dale Lindsey	1963-64	Linebacker
Jim Burt	1961-64	Defensive Back
Joseph Jefferson	1998-01	Defensive Back
Virgil Livers	1971-74	Defensive Back
Mel Mitchell	1999-01	Defensive Back

SPECIAL TEAMS/ALL-PURPOSE

Garrett Schwettman	2012-15	Kicker
Brian Claybourn	2001-04	Punter
Antonio Andrews	2010-13	Kick Returner
Joey Stockton	1994-97	Kick Returner
Willie Taggart	1995-98	All-Purpose

PRO TOPS

Hilltoppers going on to play at the next level has become a regular tradition for WKU as five former Tops currently have spots on NFL rosters. George Fant and Mike White both play for the New York Jets, but every other WKU alum plays for a different team. Two new Hilltoppers joined the ranks of the NFL this season when DeAngelo Malone and Bailey Zappe were drafted to the Atlanta Falcons and New England Patriots, respectively.

- George Fant started at left tackle for the New York Jets in their season-opening loss to the Baltimore Ravens.
- In the very first game of the NFL season, tight end Tyler Higbee was targeted 11 times by Matthew Stafford while catching five of those passes for 39 yards. Of those 39 yards, 27 came after the catch.
- Quarterback Mike White did not see action during back up duty as the Jets fell to the Ravens Sunday afternoon.
- Atlanta Falcons rookie DeAngelo Malone was inactive Sunday in the team's season opener against the New Orleans Saints. Atlanta narrowly fell, 27-26.
- Bailey Zappe served as a back up quarterback for the New England Patriots in the team's 20-7 loss to the Miami Dolphins Sunday.

Player	Years at WKU	NFL Team
George Fant, OT	2011-15	New York Jets
Tyler Higbee, TE	2011-15	Los Angeles Rams
Mike White, QB	2015-17	New York Jets
DeAngelo Malone, DE	2017-21	Atlanta Falcons
Bailey Zappe, QB	2021	New England Patriots

UNIFORM TRACKER

Since 2013, the Hilltoppers have worn multiple jersey combinations. WKU switched to Nike uniforms in 2017 after wearing Russell previously. Here is the breakdown of WKU's record by uniform combination.

RECORD BY UNIFORM COMBINATION SINCE 2013

RED-RED (10-4)

Sept. 28, 2013	Navy	W, 19-7
Oct. 3, 2013	at Louisiana Monroe	W, 31-10
Nov. 30, 2013	Arkansas State	W, 34-31
Aug. 29, 2014	Bowling Green	W, 59-31
Oct. 4, 2014	UAB	L, 39-42
Nov. 8, 2014	UTEP	W, 35-27
Oct. 10, 2015	Middle Tennessee	W, 58-28
Sept. 24, 2016	Vanderbilt	L, 30-31 (OT)
Nov. 5, 2016	FIU	W, 49-21
Sept. 8, 2018	Maine	L, 28-31
Oct. 19, 2019	Charlotte	W, 30-14
Sept. 19, 2020	Liberty	L, 24-30
Oct. 30, 2021	Charlotte	W, 45-13
Dec. 18, 2021	vs. App State	W, 59-38

RED-WHITE (8-4)

Aug. 31, 2013	vs. Kentucky	W, 35-26
Oct. 26, 2013	Troy	L, 26-32
Dec. 24, 2014	vs. Central Michigan	W, 49-48
Dec. 5, 2015	Southern Miss	W, 45-28
Oct. 22, 2016	Old Dominion	W, 59-24
Dec. 3, 2016	LA Tech	W, 58-44
Sept. 2, 2017	Eastern Kentucky	W, 31-17
Sept. 16, 2017	LA Tech	L, 22-23
Oct. 14, 2017	Charlotte	W, 45-14
Oct. 27, 2018	FIU	L, 17-38
Oct. 12, 2019	Amy	W, 17-8
Oct. 10, 2020	Marshall	L, 14-38

RED-BLACK (11-4)

Nov. 22, 2014	UTSA	W, 45-7
Sept. 10, 2015	LA Tech	W, 41-38
Nov. 7, 2015	Florida Atlantic	W, 35-19
Sept. 1, 2016	Rice	W, 46-14
Nov. 12, 2016	North Texas	W, 45-7
Dec. 20, 2016	vs. Memphis	W, 51-31
Oct. 28, 2017	Florida Atlantic	L, 28-42
Nov. 17, 2017	Middle Tennessee	W, 41-38 (3OT)
Sept. 14, 2019	vs. Louisville	L, 21-38
Nov. 30, 2019	Middle Tennessee	W, 31-26
Oct. 31, 2020	at #10/11 BYU	L, 10-41
Nov. 14, 2020	Southern Miss	W, 10-7
Oct. 9, 2021	UTSA	L, 46-52
Nov. 6, 2021	Middle Tennessee	W, 48-21
Aug. 27, 2021	Austin Peay	W, 38-27

BLACK-RED (1-1)

Nov. 2, 2019	Florida Atlantic	L, 24-35
Nov. 20, 2021	Florida Atlantic	W, 52-17

BLACK-WHITE (1-0)

Nov. 17, 2018	UTEP	W, 40-16
---------------	------	----------

BLACK-BLACK (4-4)

Oct. 15, 2013	Louisiana Lafayette	L, 20-37
Oct. 25, 2014	Old Dominion	W, 66-51
Nov. 15, 2014	Army	W, 52-24
Nov. 27, 2015	Marshall	W, 49-28
Sept. 29, 2018	Marshall	L, 17-20
Aug. 29, 2019	Central Arkansas	L, 28-35
Nov. 21, 2020	FIU	W, 38-21
Sept. 25, 2021	Indiana	L, 31-33

WHITE-RED (17-9)

Sept. 7, 2013	at Tennessee	L, 20-52
Nov. 2, 2013	at Georgia State	W, 44-28
Nov. 9, 2013	at Army	W, 21-17
Nov. 23, 2013	at Texas State	W, 38-7
Sept. 6, 2014	at Illinois	L, 34-42
Sept. 27, 2014	at Navy	W, 36-27
Oct. 18, 2014	at Florida Atlantic	L, 38-45
Nov. 1, 2014	at LA Tech	L, 10-59
Nov. 28, 2014	at #19 Marshall	W, 67-66 (OT)
Sept. 3, 2015	at Vanderbilt	W, 14-12
Sept. 19, 2015	at Indiana	L, 35-38
Oct. 15, 2015	at North Texas	W, 55-28
Oct. 31, 2015	at Old Dominion	W, 55-30
Dec. 21, 2015	vs. South Florida	W, 45-35
Sept. 17, 2016	at Miami (Ohio)	W, 31-24
Nov. 26, 2016	at Marshall	W, 60-6
Aug. 31, 2018	at #4 Wisconsin	L, 3-34
Nov. 10, 2018	at Florida Atlantic	L, 15-34
Sept. 7, 2019	at FIU	W, 20-14
Oct. 5, 2019	at Old Dominion	W, 20-3
Oct. 17, 2020	at UAB	L, 14-37
Dec. 6, 2020	at Charlotte	W, 37-19
Sept. 11, 2021	at Army	L, 35-38
Oct. 16, 2021	at Old Dominion	W, 43-20
Oct. 23, 2021	at FIU	W, 34-19
Nov. 13, 2021	at Rice	W, 42-21

WHITE-WHITE (15-11)

Sept. 14, 2013	at South Alabama	L, 24-31
Sept. 21, 2013	Morgan State	W, 58-17
Sept. 19, 2014	at Middle Tennessee	L, 47-50 (3OT)
Sept. 26, 2015	Miami (Ohio)	W, 56-14
Oct. 3, 2015	at Rice	W, 49-10
Oct. 24, 2015	at #5 LSU	L, 20-48
Nov. 21, 2015	at FIU	W, 63-7
Sept. 10, 2016	at #1 Alabama	L, 10-38
Oct. 1, 2016	Houston Baptist	W, 50-3
Oct. 15, 2016	at Middle Tennessee	W, 44-43 (2OT)
Sept. 9, 2017	at Illinois	L, 7-20
Sept. 23, 2017	Ball State	W, 33-21
Oct. 7, 2017	at UTEP	W, 15-14
Oct. 20, 2017	at Old Dominion	W, 35-31
Nov. 11, 2017	at Marshall	L, 23-30
Dec. 16, 2017	vs. Georgia State	L, 17-27
Sept. 22, 2018	at Ball State	W, 28-20
Oct. 13, 2018	at Charlotte	L, 14-40
Oct. 20, 2018	Old Dominion	L, 34-37
Nov. 24, 2018	at LA Tech	W, 30-15
Sept. 28, 2019	UAB	W, 20-13
Oct. 26, 2019	at Marshall	L, 23-26
Oct. 24, 2020	Chattanooga	W, 13-10
Sept. 2, 2021	UT Martin	W, 59-21
Dec. 3, 2021	at UTSA	L, 41-49
Sept. 3, 2022	at Hawaii	W, 49-17

WHITE-BLACK (6-9)

Oct. 6, 2016	at LA Tech	L, 52-55
Oct. 29, 2016	at Florida Atlantic	W, 52-3
Nov. 4, 2017	at Vanderbilt	L, 17-31
Nov. 24, 2017	at FIU	L, 17-41
Sept. 15, 2018	at Louisville	L, 17-20
Nov. 2, 2018	at Middle Tennessee	L, 10-29
Nov. 9, 2019	at Arkansas	W, 45-19
Nov. 23, 2019	at Southern Miss	W, 28-10
Dec. 30, 2019	vs. Western Michigan	W, 23-20
Sept. 12, 2020	at Louisville	L, 21-35
Oct. 3, 2020	at Middle Tennessee	W, 20-17
Nov. 7, 2020	at Florida Atlantic	L, 6-10
Dec. 26, 2020	vs. Georgia State	L, 21-39
Oct. 2, 2020	at #16/17 Michigan St.	L, 31-48
Nov. 21, 2021	at Marshall	W, 53-21

TOPS IN CONFERENCE USA

Conference USA Standings

Team	Conf.	Ovr.
North Texas	1-0	2-1
Florida Atlantic	1-0	2-1
WKU	0-0	2-0
FIU	0-0	1-1
UAB	0-0	1-1
UTSA	0-0	1-1
Middle Tennessee	0-0	1-1
Louisiana Tech	0-0	1-1
Rice	0-0	1-1
UTEP	0-1	1-2
Charlotte	0-1	0-3

Scoring Offense

Team	PPG
1. WKU	43.5
2. Florida Atlantic	41
3. UTSA	38
4. Louisiana Tech	38
5. UAB	36.5

Total Offense Average Yards Per Play

Player	YPP
1. Daewood Davis (WKU)	7.50
2. Cameron Montgomery (Rice)	5.00
3. Marquis Crosby (Louisiana Tech)	4.76
4. Tyrin Smith (UTEP)	4.67
5. Parker McNeil (Louisiana Tech)	4.61

Interceptions

Player	INT
1. Upton Stout (WKU)	2
Kaleb Oliver (WKU)	2
3. Juwan Jones (WKU)	1
Mac McWilliams (UAB)	1
Maki Carabin (Louisiana Tech)	1

Sacks

Player	SACKS
1. JaQues Evans (WKU)	3.5
2. Marley Cook (MTSU)	3.0
3. Quindarius Dunnigan (MTSU)	2.5
Ikenna Enechukwu (Rice)	2.5
5. Kahlef Hailassie (WKU)	2.0

Tackles For Loss

Player	TFL
1. JaQues Evans (WKU)	4.5
2. Quindarius Dunnigan (MTSU)	3.5
Jalen Davis (MTSU)	3.5
4. Kahlef Hailassie (WKU)	3.0
Alex Nobles (FIU)	3.0

Receiving Touchdowns

Player	TD
1. Malachi Corley (WKU)	3
De'Corian Clark (UTSA)	3
LaJohntay Wester (FAU)	3
Grant DuBose (Charlotte)	3
5. Bradley Rozner (Rice)	2

MILESTONES

Multiple Hilltoppers either hit milestones or are quickly approaching them after the team's successful first trip to Hawaii. Starting quarterback Austin Reed has now thrown for over 8,000 yards in his career after tossing 271 yards in the team's trip to Hawaii. He threw for 7,506 yards before arriving at WKU and has 547 yards through two games on The Hill. Reed is also approaching milestones for touchdown passes as he now has 85 for his career.

A pair of Hilltopper pass catchers are about to hit 1,000 career yards as Daewood Davis has 965 yards for his career and tight end Joshua Simon is not far behind with 920 yards. Davis is WKU's leading receiver through two games with 202 yards. He is averaging 18.4 yards per reception. Fellow receiver Malachi Corley is also approaching the 1,000-yard mark with 829 career yards.

On the defensive side of the ball, linebacker Jaden Hunter hit the 100 tackle mark for his WKU career by recording four takedowns. Safety A.J. Braithwaite is approaching that same milestone as well with 84 total tackles during his time at WKU.

CAREER-HIGHS at WKU

QUARTERBACK

#16 Austin Peay

Completions: 22, at Hawaii 9/3/22
 Attempts: 34, vs. Austin Peay 8/27/22
 Passing yards: 280, vs. Austin Peay 8/27/22
 Passing touchdowns: 4, vs. Austin Peay 8/27/22
 Interceptions: 1, 2x, most recently at Hawaii 9/3/22
 Longest completion: 48, vs. Austin Peay 8/27/22
 Rushing attempts: 9, at Hawaii 9/3/22
 Rushing yards: 43, at Hawaii 9/3/22
 Longest rush: 12, at Hawaii 9/3/22
 Rushing touchdowns: 1, at Hawaii 9/3/22

RUNNING BACK

#2 Davion Ervin-Poindexter

Attempts: 15, vs. Austin Peay 8/27/22
 Rushing yards: 49, vs. Austin Peay 8/27/22
 Longest rush: 13, at Hawaii 9/3/22
 Rushing touchdowns: 1, at Hawaii 9/3/22
 Receptions: 1, vs. Austin Peay 8/27/22
 Receiving yards: 19, vs. Austin Peay 8/27/22
 Longest reception: 19, vs. Austin Peay 8/27/22

#3 Jakairi Moses

Attempts: 19, at UTEP 10/7/17
 Rushing yards: 56, vs. Ball State 9/23/17
 Longest rush: 28, vs. FIU 11/21/20
 Rushing touchdowns: 1, 3x, most recently vs. Florida Atlantic 11/20/21
 Receptions: 6, at UTEP 10/7/17
 Receiving yards: 51, vs. Central Arkansas 8/29/19
 Longest reception: 26, 2x, most recently at Hawaii 9/3/22

#8 Kye Robichaux

Attempts: 12, at Rice 11/13/21
 Rushing yards: 67, vs. Appalachian State 12/18/21
 Longest rush: 28, at Marshall 11/27/21
 Rushing touchdowns: 1, 4x, most recently at Hawaii 9/3/22
 Receptions: 2, at Rice 11/13/21
 Receiving yards: 39, at Rice 11/13/21
 Longest reception: 38, at UTSA 12/3/21
 Receiving touchdowns: 1, at Rice 11/13/21

WIDE RECEIVER

#0 Jaylen Hall

Receptions: 2, at Hawaii 9/3/22
 Receiving yards: 30, vs. Austin Peay 8/27/22
 Longest reception: 30, vs. Austin Peay 8/27/22
 Receiving touchdowns: 1, at Hawaii 9/3/22

#1 Craig Burt, Jr.

Receptions: 5, 2x, most recently at FAU 11/7/20
 Receiving yards: 54, vs. UT Martin 9/2/21
 Longest reception: 54, vs. UT Martin 9/2/21
 Receiving touchdowns: 1, 3x, most recently vs. UT Martin 9/2/21

#4 Michael Mathison

Receptions: 5, Austin Peay 8/27/22
 Receiving yards: 24, Austin Peay 8/27/22
 Longest reception: 8, Austin Peay 8/27/22
 Receiving touchdowns: N/A

#5 Dakota Thomas

Receptions: 5, at Charlotte 12/6/20
 Receiving yards: 78, at Charlotte 12/6/20
 Longest reception: 37, at Charlotte 12/6/20
 Receiving touchdowns: 2, at Old Dominion 10/16/21

#7 Daewood Davis

Receptions: 6, 2x, most recently vs. Austin Peay 8/27/22
 Receiving yards: 124, vs. Austin Peay 8/27/22
 Longest reception: 72, vs. UT Martin 9/2/21
 Receiving touchdowns: 2, 2x, most recently at Marshall 11/27/21

#9 Josh Sterns

Receptions: 4, vs. Middle Tennessee 11/6/21
 Receiving yards: 32, vs. Indiana 9/25/21
 Longest reception: 24, 2x, most recently vs. UTSA 10/9/21

#11 Malachi Corley

Receptions: 9, vs. Indiana 9/25/21
 Receiving yards: 76, at Marshall 11/27/21
 Longest reception: 45, vs. Charlotte 10/30/21
 Receiving touchdowns: 3, vs. Austin Peay 8/27/22

#17 Dalvin Smith

Receptions: 3, at Hawaii 9/3/22
 Receiving yards: 43, vs. UTSA 10/9/21
 Longest reception: 33, 2x, most recently vs. App State 12/18/21
 Receiving touchdowns: 1, 8x, most recently at Hawaii 9/3/22

TIGHT END

#6 Josh Simon

Receptions: 6, 2x most recently vs. UAB 10/17/20
 Receiving yards: 105, vs. Western Michigan 12/30/19
 Longest reception: 77, vs. Louisville 9/14/19
 Receiving touchdowns: 2, vs. UT Martin 9/2/21

#89 Joey Beljan

Receptions: 4, vs. Appalachian State 12/18/21
 Receiving yards: 42, vs. Florida Atlantic 11/20/21
 Longest reception: 32, vs. Florida Atlantic 11/20/21
 Receiving touchdowns: 2, 2x, most recently vs. FAU 11/20/21

DEFENSIVE ENDS

#34 Juwuan Jones

Double-digit tackle games: 2x most recently vs. Austin Peay 8/27/22
 Tackles: 10, 2x most recently vs. Austin Peay 8/27/22
 Solo tackles: 5, at MTSU 11/2/18
 Assist tackles: 8, at Marshall, 10/26/19
 TFL: 2.5, 2x, most recently vs. Louisville 9/14/19
 TFL yards: 12, 2x, most recently vs. FAU 11/2/19
 Sacks: 2.5, vs. Old Dominion 10/20/18
 Sack yards: 12, 2x, most recently vs. FAU 11/2/19
 QB hurries: 2, 4x, most recently at Charlotte 12/6/20
 Pass breakups: 1, 5x, most recently at Charlotte 12/6/20
 Interceptions: 1, at Hawaii 9/3/22
 Interceptions returned for touchdowns: 1, at Hawaii 9/3/22

DEFENSIVE TACKLES**#0 Lorenzo Hernandez**

Tackles: 4, vs. Austin Peay 8/27/22

Solo tackles: N/A

Assist tackles: 4, vs. Austin Peay 8/27/22

TFL: 1, at Hawaii 9/3/22

Sacks: 0.5, vs. Austin Peay 8/27/22

QB hurries: 2, vs. Austin Peay 8/27/22

#35 Mike Allen

Tackles: , 3, vs. App State 12/18/21

Solo tackles: 2, vs. Charlotte 10/30/21

Assist tackles: 2, 2x, most recently vs. App State 12/18/21

QB hurries: 1, 2x, most recently vs. Florida Atlantic 11/20/21

Blocked PAT: 1, at FIU 10/23/21

#97 Darius Shipp

Tackles: 6, vs. Middle Tennessee 11/6/21

Solo tackles: 5, at Rice 11/13/21

Assist tackles: 4, vs. Middle Tennessee 11/6/21

TFL: 2.0, 2x, most recently at Rice 11/13/21

TFL yards: 9, at Rice 11/13/21

Sacks: 1.0, 3x, most recently at Rice 11/13/21

Sack yards: 8, at Rice 11/13/21

Fumble Recoveries: 1, vs App State 12/18/21

QB hurries: 2, at #16/17 Michigan State 10/2/21

Pass breakups: 1, 4x, most recently at UTSA 12/3/21

#99 Brodrick Martin

Tackles: 7, at UTSA 12/3/21

Solo tackles: 3, vs. Middle Tennessee 11/6/21

Assist tackles: 5, at UTSA 12/3/21

TFL: 2.0, vs. App State, 12/18/21

TFL yards: 13, vs App State 12/18/21

Sacks: 2.0, vs App State 12/18/21

Sack yards: 13, vs App State 12/18/21

Pass breakups: 1, at FIU 10/23/21

QB hurries: 1, at Marshall 11/27/21

LINEBACKERS**#1 Jaden Hunter**

Double-digit tackle games: 2, most recently vs. MTSU 11/6/21

Tackles: 11, vs. Middle Tennessee 11/6/21

Solo tackles: 6, 2x, most recently vs. Middle Tennessee 11/6/21

Assist tackles: 5, 2x, most recently at UTSA 12/3/21

TFL: 2.0, at Marshall 11/27/21

TFL yards: 10, at Arkansas 11/9/19

Sacks: 2.0, at Marshall 11/27/21

Sack yards: 10, at Arkansas 11/9/19

QB hurries: 1, 2x, most recently at FIU 10/23/21

Pass breakups: 1, at FIU 10/23/21

Interceptions: 1, vs. Middle Tennessee 11/6/21

#3 JaQués Evans

Tackles: 13, vs. Austin Peay 8/27/22

Solo tackles: 9, vs. Austin Peay 8/27/22

Assist tackles: 4, 4x, most recently vs Austin Peay 8/27/22

TFL: 2.5, vs. Austin Peay 8/27/22

TFL yards: 20, vs. Florida Atlantic 11/20/21

Sacks: 2.5, vs. Austin Peay 8/27/22

Sack yards: 20, vs. Florida Atlantic 11/20/21

Fumble Recoveries: 1, at App State 12/18/21

QB hurries: 1, 2x, most recently at Hawaii 9/3/22

Pass breakups: 1, at #16/17 Michigan State 10/2/21

#4 Niko Cooper

Tackles: 3, 2x, most recently at Hawaii 9/3/22

Solo tackles: 3, 2x, most recently at Hawaii 9/3/22

Assist tackles: N/A

TFL: 1.0, vs. App State 12/18/21

TFL yards: 4, vs. App State 12/18/21

Forced Fumbles: 1, at Hawaii 9/3/22

#8 Matthew Flint

Tackles: 3, 2x, most recently at Marshall 11/27/21

Solo tackles: 3, at Rice 11/13/21

Assist tackles: 1, 6x, most recently vs App State 12/18/21

#23 Will Ignont

Tackles: 9, at Old Dominion 10/16/21

Solo tackles: 7, at Hawaii 9/3/22

Assist tackles: 6, at Old Dominion 10/16/21

TFL: 2.0, 2x, most recently at Old Dominion 10/16/21

TFL yards: 16, at Old Dominion 10/16/21

Sacks: 2.0, at Old Dominion 10/16/21

Sack yards: 16, at Old Dominion 10/16/21

Fumble Recoveries: 1, vs UT Martin 9/2/21

Pass breakups: 2, at FIU 10/23/21

Interceptions: 1, at Old Dominion 10/16/21

DEFENSIVE BACKS**#2 A.J. Brathwaite, Jr.**

Double-digit tackle games: 2, most recently at Old Dominion 10/16/21

Tackles: 15, vs. Indiana 9/25/21

Solo tackles: 9, vs. Indiana 9/25/21

Assist tackles: 6, vs. Indiana 9/25/21

TFL: 1.0, 2x, most recently at Rice 11/13/21

TFL yards: 16, vs. Indiana 9/25/21

Sacks: 1.0, vs. Indiana 9/25/21

Sack yards: 16, vs. Indiana 9/25/21

Forced fumbles: 1, 2x, most recently vs. App State 12/18/21

Pass breakups: 1, 2x, most recently at Old Dominion 10/16/21

Interceptions: 1, 2x, most recently vs. Austin Peay 8/27/22

Defensive TD: 1, at Charlotte 12/6/20

Blocked punts: 1, vs. Charlotte 10/19/19

#7 Tre Shaw

Tackles: 3, at Rice 11/13/21

Solo tackles: 2, 2x, most recently at Rice 11/13/21

Assist tackles: 1, 3x, most recently at Rice 11/13/21

CAREER-HIGHS at WKU

#9 Dominique Bradshaw

Tackles: 5, 4x, at Hawaii 9/3/22
Solo tackles: 4, 2x, most recently at Hawaii 9/3/22
Assist tackles: 3, at UTSA 12/3/21
TFL: 0.5, at Hawaii 9/3/22
TFL yards: 1, at Hawaii 9/3/22
Pass breakups: 3, at Charlotte 12/6/20
Interceptions: 1, at Rice 11/13/21

#12 Kahlef Hailassie

Total tackles: 7, 2x, most recently at Marshall 11/27/21
Solo tackles: 5, 2x, most recently at Hawaii 9/3/22
Assist tackles: 5, at #16/17 Michigan State 10/2/21
TFL: 2.0, at Hawaii 9/3/22
TFL yards: 10, at Hawaii 9/3/22
Sacks: 1.0, 2x, most recently at Hawaii 9/3/22
Pass breakups: 2, at Marshall 11/27/21
Interceptions: 1, 2x, most recently at Rice 11/13/21

#14 Davion Williams

Tackles: 5, vs. UT Martin 9/2/21
Solo tackles: 4, 2x, most recently at Hawaii 9/3/22
Assist tackles: 1, 3x, most recently at Old Dominion 10/16/21
Pass breakups: 1, 2x, most recently vs. Florida Atlantic 11/20/21
Interceptions: 1, 2x, most recently at Marshall 11/27/21
Defensive TD: 1, at Marshall 11/27/21

#16 Kendrick Simpkins

Tackles: 7, vs. Charlotte 10/30/21
Solo tackles: 6, vs. Charlotte 10/30/21
Assist tackles: 1, 5x, most recently at Marshall 11/27/21
TFL: 0.5, at Old Dominion 10/16/21
TFL yards: 1, at Old Dominion 10/16/21
Pass breakups: 2, at Rice 11/13/21

#20 Kaleb Oliver

Tackles: 7, at #16/17 Michigan State 10/2/21
Solo tackles: 4, at #16/17 Michigan State 10/2/21
Assist tackles: 4, vs. Middle Tennessee 11/6/21
Pass breakups: 1, 3x, most recently at Hawaii 9/3/22
Interceptions: 2, at Hawaii 9/3/22

#21 Upton Stout

Tackles: 3, vs. Austin Peay 8/27/22
Solo tackles: 2, vs. Austin Peay 8/27/22
Assist tackles: 1, vs. Austin Peay 8/27/22
Interceptions: 1, 2x, most recently at Hawaii 9/3/22
Interceptions returned for touchdowns: 1, vs. Austin Peay 8/27/22

#40 B.J. Wagner

Tackles: 2, at Hawaii 9/3/22
Solo tackles: 2, at Hawaii 9/3/22
TFL: 1.0, at Hawaii 9/3/22
TFL yards: 2, at Hawaii 9/3/22
Interceptions: 1, at Hawaii 9/3/22

Offense Key Player Bios



6

Joshua Simon

TE • 6-5 • 235
r-Sophomore
Dalzell, S.C.
Crestwood HS

SIMON'S CAREER STATISTICS

RECEPTIONS: 67
YARDS: 920
TOUCHDOWNS: 10
LONG: 77

2021 GAME-BY-GAME RECEIVING

	REC	YDS	TD	LONG
UT Martin	3	73	2	45
TOTALS	3	73	2	45

2020 GAME-BY-GAME RECEIVING

	REC	YDS	TD	LONG
at Louisville	0	0	0	0
Liberty	2	19	0	18
at Middle Tenn.	4	33	1	11
Marshall	1	4	0	4
at UAB	6	81	1	25
Chattanooga	2	29	0	28
at #10/11 BYU	5	28	1	10
at Fla. Atlantic	0	0	0	0
So. Miss	5	30	0	12
FIU	2	20	0	11
at Charlotte	2	42	0	37
vs. GA State	4	84	0	40
TOTALS	33	370	3	40

2019 GAME-BY-GAME RECEIVING

	REC	YDS	TD	LONG
Central AR	3	53	1	42
at FIU	0	0	0	0
vs. Louisville	1	77	1	77
UAB	3	26	1	12
at Old Dom.	1	12	1	12
Army	1	0	0	0
Charlotte	2	22	0	17
at Marshall	1	10	0	10
Fla. Atlantic	4	14	0	7
at Arkansas	2	22	0	22
at So. Miss	2	51	0	47
Middle Tenn.	4	38	0	32
vs. W. Michigan	6	105	0	30
TOTALS	40	430	4	77

SIMON'S KEY NOTES

- Named to the Mackey Award Watch List ahead of the 2022 season.
- Led the Hilltoppers with five "explosive" catches of 20+ yards in 2020, including a season-long 40-yard grab against FIU.
- In 2019, had one score in each of his first four games, as four of his first eight collegiate catches went for six points.
- Put up season-highs of six receptions for 106 yards in WKU's 2019 First Responder Bowl victory; he was the only tight end in the nation to have 100+ yards in a 2019-20 bowl game.



7

Daewood Davis

WR • 6-2 • 195
r-Senior
Broward County, Fla.
Deerfield Beach HS

DAVIS' CAREER STATISTICS (AT WKU)

RECEPTIONS: 5
YARDS: 965
TOUCHDOWNS: 9
LONG: 73

2021 GAME-BY-GAME RECEIVING

	REC	YDS	TD	LONG
UT Martin	2	83	1	73
at Army	2	17	0	11
Indiana	2	64	1	39
at Michigan St.	0	0	0	0
UTSA	5	75	0	33
at ODU	5	45	1	15
at FIU	4	38	0	11
Charlotte	3	49	1	30
MTSU	2	45	2	28
at Rice	4	61	0	22
FAU	6	70	0	18
at Marshall	3	105	2	50
at UTSA	3	55	0	35
vs. App State	2	56	0	39
TOTALS	43	763	8	73

DAVIS' KEY NOTES

- Named to the Biletnikoff Award Watch List ahead of the 2022 season.
- Listed on the 2022 College Football Freaks List by The Athletic.
- Finished 28th in the nation in yards per reception in 2021 with 17.74.
- His eight touchdowns in 2021 were ninth most in a single season by any Western Kentucky wide receiver.
- Played three seasons at Oregon before transferring to WKU. Oregon Head coach Mario Cristobal called Davis, "the most unselfish guy I've ever coached." Helped Oregon win the Pac-12 Conference Championship in 2019 over No. 5 Utah and the Rose Bowl over No. 8 Wisconsin.



16

Austin Reed

QB • 6-2 • 230
g-Senior
St. Augustine Beach, Fla.
St. Augustine HS

REED'S CAREER STATISTICS

COMPLETIONS: 527
ATTEMPTS: 932
PERCENTAGE: 57%
YARDS: 8,053
TOUCHDOWNS: 85
INTERCEPTIONS: 21

2021 GAME-BY-GAME PASSING

	C-A	PCT	YDS	TD-INT
at McNeese St.	19-36	52.8	380	4-1
SW Baptist	20-26	76.9	257	4-0
at Tex. A&M Com.	18-32	56.3	274	2-0
at Delta State	13-31	41.9	285	4-2
at N. Greenville	21-33	63.6	289	4-0
West Georgia	31-50	62.0	410	3-0
Shorter	18-30	60.0	314	4-1
at Mississippi Col.	19-29	65.5	361	4-0
at West Alabama	22-39	65.5	403	4-1
Valdosta St.	15-37	40.5	311	2-0
Newberry	11-35	31.4	134	3-3
TOTALS	207-378	54.8	3,418	38-8

2019 GAME-BY-GAME PASSING

	C-A	PCT	YDS	TD-INT
at C. Newman	15-29	51.7	194	1-1
at Shorter	24-35	68.6	364	4-0
Va. -Lynchburg	18-28	64.3	274	3-1
Mississippi Col.	14-24	58.3	196	2-1
Delta State	15-24	62.5	262	4-1
at West Georgia	2-15	13.3	43	1-1
at Florida Tech	18-35	51.4	219	2-1
North Greenville	21-32	65.6	254	1-1
at Valdosta State	19-32	59.4	190	1-0
West Alabama	28-39	71.8	443	5-0
at Wingate	8-26	30.8	165	3-0
at Valdosta State	25-37	67.6	298	1-1
at Lenoir-Rhyne	21-36	58.3	360	3-1
at Ferris State	18-44	40.9	299	3-1
vs. Minn. St.	33-54	61.1	523	6-1
TOTALS	279-490	56.9	4,084	40-11

REED'S KEY NOTES

- Led Division II West Florida to a National Championship in 2019.
- Missed the 2020 season due to the COVID-19 pandemic.
- Named the 2019 Don Hansen Football Gazette National Freshman of the Year in addition to being the Gulf South Conference Freshman of the Year.
- Missed the 2020 season due to the COVID-19 pandemic.
- Holds two years of remaining eligibility despite playing as a graduate transfer.
- Threw a career-high six touchdowns in WFU's national title win over Minnesota State.

Defense Key Player Bios



1

Jaden Hunter

LB • 6-2 • 240

r-Senior

Atlanta, Ga.

Westlake HS

HUNTER'S CAREER STATISTICS

TACKLES:	100
TACKLES FOR LOSS:	7.5
SACKS:	3.0
QB HURRIES:	2
FORCED FUMBLES:	2
INTERCEPTIONS:	1

2021 GAME-BY-GAME STATISTICS

	TKL	TFL	SACK	QBH
at Army	10	0	0	0
Indiana	1	0	0	0
at Michigan St.	6	1.0	0	0
UTSA	1	0	0	0
at Old Dominion	5	0	0	0
at FIU	4	0	0	1
Charlotte	3	0.5	0	0
Middle Tenn.	11	0.5	0	0
at Rice	5	1.0	1.0	0
FAU	0	0	0	0
at Marshall	9	2.0	2.0	0
at UTSA	8	0	0	0
vs. App State	3	0	0	0
TOTALS	66	5.0	3.0	1

2020 GAME-BY-GAME STATISTICS

	TKL	TFL	SACK	QBH
at Louisville	1	0	0	0
Liberty	1	0	0	0
at Middle Tenn.	1	0	0	1
Marshall	3	0	0	0
at UAB	2	0.5	0	0
Chattanooga	2	1.0	0	0
at #10/11 BYU	0	0	0	0
at Fla. Atlantic	1	0	0	0
So. Miss	0	0	0	0
FIU	1	0	0	0
at Charlotte	2	0	0	0
vs. GA State	1	1.0	0	0
TOTALS	15	2.5	0	1

2019 GAME-BY-GAME STATISTICS

	TKL	TFL	SACK	QBH
Central AR	1	0	0	0
at FIU	1	0	0	0
vs. Louisville	2	0	0	0
UAB	2	0	0	0
at Old Dom.	0	0	0	0
Army	0	0	0	0
Charlotte	0	0	0	0
at Marshall	1	0	0	0
Fla. Atlantic	1	0	0	0
at Arkansas	2	1.0	1.0	0
at So. Miss	0	5	0	0
Middle Tenn.	0	0	0	0
vs. W. Michigan	1	0	0	0
TOTALS	11	1.0	1.0	0



34

Juwuan Jones

DE • 6-3 • 275

r-Senior

Sugar Hill, Ga.

Lanier HS

JONES' CAREER STATISTICS

TACKLES:	191
TACKLES FOR LOSS:	30.0
SACKS:	17.5
QB HURRIES:	22
FORCED FUMBLES:	2
INTERCEPTIONS:	1

2021 GAME-BY-GAME STATISTICS

	TKL	TFL	SACK	QBH
UT Martin	2	0.5	0	0
at Army	9	1.0	1.0	0
Indiana	4	0	0	0
at Michigan St.	3	0	0	0
UTSA	2	0	0	0
at Old Dominion	3	1.0	1.0	0
at FIU	1	1.0	1.0	0
Charlotte	2	0.5	0.5	0
Middle Tenn.	3	0	0	0
at Rice	3	0	0	0
FAU	1	0	0	1
at Marshall	5	0	0	1
at UTSA	3	1.5	0	1
vs. App State	4	1.0	0	0
TOTALS	45	6.5	3.5	3

2020 GAME-BY-GAME STATISTICS

	TKL	TFL	SACK	QBH
at Louisville	1	0.0	0.0	1
Liberty	3	0.5	0.5	0
at Middle Tenn.	2	1.0	0.0	0
Marshall	4	0.0	0.0	0
at UAB	3	1.0	0.0	1
Chattanooga	3	1.0	1.0	1
at #10/11 BYU	1	0.0	0.0	0
at Fla. Atlantic	6	1.0	0.0	0
So. Miss	4	0.5	0.5	0
FIU	3	0.0	0.0	0
at Charlotte	3	0.0	0.0	2
vs. GA State	5	0.0	0.0	0
TOTALS	38	5.0	2.0	5

2019 GAME-BY-GAME STATISTICS

	TKL	TFL	SACK	QBH
Central AR	3	1.0	1.0	1
at FIU	8	1.5	1.0	0
vs. Louisville	6	2.5	1.5	0
UAB	3	0.0	0.0	1
at Old Dom.	1	0.0	0.0	1
Army	3	0.0	0.0	1
Charlotte	4	0.0	0.0	1
at Marshall	10	2.0	0.0	2
Fla. Atlantic	4	1.0	1.0	0
at Arkansas	3	1.0	0.0	1
at So. Miss	4	0.5	0.5	0
Middle Tenn.	4	2.0	1.0	0
vs. W. Michigan	2	1.0	1.0	1
TOTALS	55	12.5	7.0	9

2018 GAME-BY-GAME STATISTICS

	TKL	TFL	SACK	QBH
at #3 Wisconsin	2	0.0	0.0	0
Maine	7	0.5	0.5	0
at Louisville	1	0.0	0.0	0
at Ball State	2	0.0	0.0	0
Marshall	3	1.0	0.0	2
at Charlotte	3	0.0	0.0	1
Old Dom.	4	2.5	2.5	0
FIU	3	0.0	0.0	0
at Middle Tenn.	5	1.0	1.0	0
at Fla. Atlantic	5	0.0	0.0	0
UTEP	4	0.0	0.0	2
at LA Tech	3	1.0	1.0	0
TOTALS	42	6.0	5.0	5

JONES' KEY NOTES

- Juwuan Jones is a two-time CoSIDA Academic All-American, being named to the second team in both 2020 and 2021. Jones holds a bachelor's degree from WKU in sport management and a master's degree from WKU in special education teaching.
- Jones was named to the Wuerffel Trophy Watch List in late July. The Wuerffel Trophy honor college football players who serve others, celebrate their positive impact on society and inspire greater service in the world. This is his second time being named to the watch list as he also landed on the Wuerffel Trophy Watch List in 2020.
- Jones represented WKU at the 2022 Conference USA Media Days and was named to the league's preseason watch list.
- Phil Steele, famous for his preseason college football magazine, named Jones to his All-Conference-USA Fourth Team in mid June.
- Jones' lone double-digit tackle game of his career came in 2019 when he finished the team's game at Marshall with 10 tackles.
- He was named a FWAA Freshman All-American in 2018.
- Named to the C-USA All-Academic team in back-to-back years in 2020 and 2021.
- Enters 2022 third in school history in sacks (FBS era) and fourth in tackles for loss (FBS era).

Specialist Key Player Bios



44

Brayden Narveson

K • 6-1 • 205

r-Junior

Scottsdale, Ariz.

Iowa State

NARVESON'S CAREER STATISTICS

FIELD GOALS:	39-49
EXTRA POINTS:	111-111
POINTS:	231
LONG FG MAKE:	53 (twice)
LONG FG ATTEMPT:	55
CONSECUTIVE FG:	0

2021 GAME-BY-GAME KICKING

	PTS	PAT	FG	LONG
UT Martin	11	8-8	1-1	30
at Army	5	0-0	5-5	—
Indiana	7	4-4	1-1	34
at Michigan St.	11	2-2	3-3	37
UTSA	10	4-4	2-3	34
at Old Dominion	13	4-4	3-4	41
at FIU	10	4-4	2-2	26
Charlotte	9	6-6	1-1	35
Middle Tenn.	12	6-6	2-2	43
at Rice	6	6-6	0-0	—
Florida Atlantic	10	7-7	1-1	26
at Marshall	17	5-5	4-5	53
at UTSA	9	3-3	2-4	34
vs. App State	11	8-8	1-2	24
TOTALS	141	72-72	23-29	53

2020 GAME-BY-GAME KICKING

	PTS	PAT	FG	LONG
at Louisville	3	3-3	0-0	—
Liberty	6	3-3	1-1	43
at Middle Tenn.	8	2-2	2-2	53
Marshall	2	2-2	0-0	—
at UAB	2	2-2	0-0	—
Chattanooga	7	1-1	2-2	32
at #10/11 BYU	4	1-1	1-1	44
at Fla. Atlantic	6	0-0	2-3	49
So. Miss	4	1-1	1-1	24
FIU	8	5-5	1-1	39
at Charlotte	13	4-4	3-3	49
vs. GA State	3	3-3	0-0	—
TOTALS	66	27-27	13-14	53

2019 OVERALL STATISTICS (AT IOWA STATE)

	PTS	PAT	FG	LONG
TOTALS	6	0-0	2-4	48

NARVESON'S KEY NOTES

- Finished the 2021 season first in points among all kickers in the country with 141. That mark was also the second best among all players in college football.
- Narveson was named to the Lou Groza Award Watch List prior to the start of the 2022 season.
- His 17 points scored in WKU's win at Marshall are a career high. That effort helped the Tops clinch the Conference USA East Division Championship.
- After transferring to WKU in the summer, Narveson won the starting kicking job during Fall Camp and didn't look back, producing one of the most accurate campaigns in WKU's 102-season program history.
- Made 13-of-14 field goal attempts and was a perfect 27-of-27 on extra point tries in 2020, scoring 66 total points in 12 games. His 93% field goal mark tied for third among all FBS kickers and ranked second for a single season all-time in WKU history to Garrett Schwettman's 15-of-16 (94%) mark in 2015. Was only 1-of-20 FBS kickers listed as a Lou Groza Award Semifinalist, the first Hilltopper to do so since Schwettman in 2015.
- Made 6-of-6 field goals in the 40-49 range and 5-of-5 from the 30-39 distance, while his 53-yarder on Oct. 3 at Middle Tennessee was the third-longest ever for a Hilltopper. Only miss was a 50-yard try in the first quarter on Nov. 7 at Florida Atlantic, but he did bounce back and make attempts of 32 and 49 yards later in the game against the Owls.
- Capped the regular season by going 3-for-3 on field goals and 4-of-4 on extra points on Dec. 6 at Charlotte. With a 13 points scored, became the first WKU kicker to reach that mark since Skyler Simcox had 16 points scored in the 2016 C-USA Championship Game vs. LA Tech.



46

Cory Munson

KO • 6-2 • 205

Junior

Warner Robins, Ga.

Northside HS

MUNSON'S CAREER STATISTICS

KICKOFFS:	241
YARDS:	14,397
AVERAGE:	59.7
TOUCHBACKS:	121
OUT OF BOUNDS:	8

2021 GAME-BY-GAME KICKOFFS

	ATT	AVG	TB	OB
UT Martin	10	51.2	2	0
at Army	3	56.7	2	0
Indiana	6	60.5	2	1
at Michigan St.	7	54.1	3	1
UTSA	9	65.0	9	0
at Old Dominion	8	56.1	6	0
at FIU	7	61.4	6	0
Charlotte	8	58.6	5	0
Middle Tenn.	9	62.2	8	0
at Rice	7	59.1	3	0
Florida Atlantic	8	64.4	2	1
at Marshall	11	56.7	5	0
at UTSA	8	61.9	7	0
vs. App State	10	60.9	3	0
TOTALS	111	59.2	63	3

2020 GAME-BY-GAME KICKOFFS

	ATT	AVG	TB	OB
at Louisville	3	63.0	1	0
Liberty	5	58.4	1	1
at Middle Tenn.	5	59.2	3	0
Marshall	2	42.5	1	1
at UAB	3	64.7	2	0
Chattanooga	4	52.5	2	0
at #10/11 BYU	3	56.6	2	0
at Fla. Atlantic	3	65.0	2	0
So. Miss	3	62.3	0	0
FIU	7	57.3	1	0
at Charlotte	8	60.6	3	1
vs. GA State	3	54.0	1	0
TOTALS	49	58.5	19	3

2019 GAME-BY-GAME KICKOFFS

	ATT	AVG	TB	OB
Central AR	5	60.8	2	0
at FIU	4	62.3	3	0
vs. Louisville	3	65.0	2	0
UAB	5	64.2	2	0
at Old Dom.	5	65.0	4	0
Army	4	65.0	4	0
Charlotte	7	61.4	6	0
at Marshall	4	64.3	3	0
Fla. Atlantic	5	61.2	1	0
at Arkansas	8	60.6	2	0
at So. Miss	5	60.8	2	0
Middle Tenn.	6	49.3	2	0
vs. W. Michigan	5	60.0	0	0
TOTALS	66	61.1	33	0

Game-By-Game INFO

GAME-BY-GAME NOTABLES

Opponent	Team Captains (O, D, ST)	Coin Toss	Kick or Receive	Game Start	Game End	Game Length	Game Temp.	Helmet Style	Jersey Color	Pants Color	Game Result
Austin Peay	J. Beljan, J. Jones, D. Williams	Loss	Receive	11:04	2:55	3:50	90	Black	Red	Black	W, 38-27
at Hawaii	G. Britton, K. Oliver, T. Shaw	Loss	Kick	6:07	9:39	3:31	81	White	White	White	W, 49-17
at Indiana											
FIU*											
Troy											
at UTSA*											
at Middle Tennessee*											
UAB*											
North Texas*											
at Charlotte*											
Rice*											
at Auburn											
at Florida Atlantic*											

GAME-BY-GAME STARTERS – OFFENSE

OPPONENT	QB	RB/WR	WR	WR	WR	TE/WR	LT	LG	C	RG	RT
Austin Peay	Reed	Hall	Mathison	Davis	Corley	Smith	Goode	Leslie	Staats	Murphy	Britton
at Hawaii	Reed	Moses	Hall	Davis	Corley	Simon	Goode	Leslie	Staats	Murphy	Britton
at Indiana											
FIU*											
Troy											
at UTSA*											
at Middle Tennessee*											
UAB*											
North Texas*											
at Charlotte*											
Rice*											
at Auburn											
at Florida Atlantic*											

GAME-BY-GAME STARTERS – DEFENSE

OPPONENT	DE	DT	DT	DE/LB	LB	LB	LB/S	CB	SAF	SAF	CB
Austin Peay	J. Jones	Martin	Shipp	Evans	Ignont	Smith	Roberson	Hailassie	Brathwaite	C. Jones	Stout
at Hawaii	J. Jones	Martin	Shipp	Evans	Hunter	Smith	T. Allen	Hailassie	Oliver	C. Jones	Stout
at Indiana											
FIU*											
Troy											
at UTSA*											
at Middle Tennessee*											
UAB*											
North Texas*											
at Charlotte*											
Rice*											
at Auburn											
at Florida Atlantic*											

GAME-BY-GAME STARTERS – SPECIALISTS

OPPONENT	K	P	LS	KO
Austin Peay	Narveson	Ellard	Bowman	Munson
at Hawaii	Narveson	Ellard	Bowman	Munson
at Indiana				
FIU*				
Troy				
at UTSA*				
at Middle Tennessee*				
UAB*				
North Texas*				
at Charlotte*				
Rice*				
at Auburn				
at Florida Atlantic*				

Big Plays OVERVIEW

TURNOVERS

Opponent	FUM	Forced by WKU			Pts. Off.	Def. TD	Pts. Off Margin	FUM	Forced by Opponent			Def. TD
		INT	Total						INT	Total	Pts. Off.	
Austin Peay	2	2	4		21	1	+14	0	1	1	7	0
at Hawaii	1	5	6		28	1	+25	1	1	2	3	0
at Indiana												
FIU*												
Troy												
at UTSA*												
at Middle Tennessee*												
UAB*												
North Texas*												
at Charlotte*												
Rice*												
at Auburn												
at Florida Atlantic*												
TOTALS	3	6	10		49	2	+39	1	2	3	10	0

WKU BIG PLAYS

Opponent	Rushing				Passing				Special Teams		Defense (20+)	
	10-19	20-29	30-39	40+	20-29	30-39	40-49	50+	KR (30+)	PR (20+)	INT	FUM
Austin Peay	3	--	1	1	2	--	1	--	--	--	1	--
at Hawaii	3	--	--	--	3	--	1	--	--	--	3	--
at Indiana												
FIU*												
Troy												
at UTSA*												
at Middle Tennessee*												
UAB*												
North Texas*												
at Charlotte*												
Rice*												
at Auburn												
at Florida Atlantic*												
TOTALS	6	--	1	1	5	--	2	--	--	--	4	--

OPPONENT BIG PLAYS

Opponent	Rushing				Passing				Special Teams		Defense (20+)	
	10-19	20-29	30-39	40+	20-29	30-39	40-49	50+	KR (30+)	PR (20+)	INT	FUM
Austin Peay	2	2	--	--	1	1	1	--	--	1	--	--
at Hawaii	2	--	--	--	2	1	1	--	--	--	--	--
at Indiana												
FIU*												
Troy												
at UTSA*												
at Middle Tennessee*												
UAB*												
North Texas*												
at Charlotte*												
Rice*												
at Auburn												
at Florida Atlantic*												
TOTALS	4	2	--	--	3	2	2	--	--	1	--	--

Explosive PLAYS

Yards	Type	Player/s	Opp.	Qtr.
48	Pass	Austin Reed to Daewood Davis	Austin Peay	4th
47	Pass	Austin Reed to Joshua Simon	Hawaii	2nd
42	Int.	Kaleb Oliver	Hawaii	3rd
38	Int.	Juwuan Jones	Hawaii	2nd
34	Int.	Upton Stout	Austin Peay	2nd
30	Pass	Austin Reed to Jaylen Hall	Austin Peay	4th
28	Pass	Austin Reed to Daewood Davis	Austin Peay	2nd
26	Pass	Austin Reed to Jakairi Moses	Hawaii	1st
25	Pass	Austin Reed to Malachi Corley	Austin Peay	4th
25	Pass	Austin Reed to Craig Burt Jr.	Hawaii	3rd
21	Pass	Austin Reed to Daewood Davis	Hawaii	1st
20	Int.	Upton Stout	Hawaii	2nd

Bold indicates touchdown-scoring play

* indicates Conference USA opponent

BY TYPE (TD)

Passing	8 (3)
Kickoff Return (30+).....	N/A
Interception Return	4 (2)
Rushing	N/A
Punt Return	N/A
TOTAL	12 (5)

BY OPPONENT

Austin Peay	5 (3)
at Hawaii.....	7 (2)
at Indiana.....	N/A
FIU*	N/A
Troy	N/A
at UTSA*	N/A
at Middle Tennessee*.....	N/A
UAB*	N/A
North Texas*	N/A
at Charlotte*	N/A
Rice*	N/A
at Auburn	N/A
at Florida Atlantic*	N/A

BY GAME TYPE

Conference USA.....	N/A
Non-Conference	12 (5)

BY QUARTER

1st.....	2 (0)
2nd.....	5 (3)
3rd	2 (0)
4th.....	3 (2)

PASSING

Austin Reed	8 (3)
-------------------	-------

RECEIVING

Daewood Davis	3 (1)
Malachi Corley.....	1 (1)
Joshua Simon.....	1 (1)
Jaylen Hall	1 (0)
Jakairi Moses.....	1 (0)
Craig Burt Jr.	1 (0)

RUSHING

KICKOFF RETURN (30+)

INTERCEPTION RETURN

Upton Stout.....	2 (1)
Juwuan Jones	1 (1)
Kaleb Oliver	1 (0)

PUNT RETURN

Drive SUMMARIES

Austin Peay	Qtr.	Time	Plays	Yds.	Elapsed
Reed to Corley, 16- yard pass	1	10:39	7	51	1:59
Reed to Corley, 11- yard pass	2	13:16	8	75	3:19
Reed to Corley, 25- yard pass	4	12:56	7	71	2:20
Reed to Davis, 48- yard pass	4	11:34	3	51	0:31
Narveson, 23- yard field goal	4	3:18	11	70	4:51

at Hawaii	Qtr.	Time	Plays	Yds.	Elapsed
Reed to Smith, 5- yard pass	2	12:23	10	68	4:01
Reed to Simon, 47- yard pass	2	2:52	8	75	4:48
Reed to Hall, 17- yard pass	3	7:37	1	17	0:07
Robichaux, 7- yard rush	4	12:35	6	64	2:25
Reed, 2- yard rush	4	5:58	7	53	3:14
Ervin-Poindexter, 2- yard rush	4	5:20	2	9	0:31

at Indiana	Qtr.	Time	Plays	Yds.	Elapsed
------------	------	------	-------	------	---------

FIU*	Qtr.	Time	Plays	Yds.	Elapsed
------	------	------	-------	------	---------

Troy	Qtr.	Time	Plays	Yds.	Elapsed
------	------	------	-------	------	---------

at UTSA*	Qtr.	Time	Plays	Yds.	Elapsed
----------	------	------	-------	------	---------

at Middle Tennessee*	Qtr.	Time	Plays	Yds.	Elapsed
----------------------	------	------	-------	------	---------

UAB*	Qtr.	Time	Plays	Yds.	Elapsed
------	------	------	-------	------	---------

North Texas*	Qtr.	Time	Plays	Yds.	Elapsed
--------------	------	------	-------	------	---------

at Charlotte*	Qtr.	Time	Plays	Yds.	Elapsed
---------------	------	------	-------	------	---------

Rice*	Qtr.	Time	Plays	Yds.	Elapsed
-------	------	------	-------	------	---------

at Auburn*	Qtr.	Time	Plays	Yds.	Elapsed
------------	------	------	-------	------	---------

at Florida Atlantic*	Qtr.	Time	Plays	Yds.	Elapsed
----------------------	------	------	-------	------	---------

WKU ALL SCORING DRIVES

Opponent	No.	Plays	Yards	Time
Austin Peay	5	7.2	63.6	2:36
at Hawaii	6	5.6	47.6	2:31
at Indiana				
FIU*				
Troy				
at UTSA*				
at Middle Tennessee*				
UAB*				
North Texas*				
at Charlotte*				
Rice*				
at Auburn				
at Florida Atlantic*				
TOTAL AVERAGES	11	6.4	55.6	2:34

WKU TOUCHDOWN DRIVES

Opponent	No.	Plays	Yards	Time
Austin Peay	4	6.3	62	2:02
at Hawaii	6	5.6	47.6	2:31
at Indiana				
FIU*				
Troy				
at UTSA*				
at Middle Tennessee*				
UAB*				
North Texas*				
at Charlotte*				
Rice*				
at Auburn				
at Florida Atlantic*				
AVERAGES	10	6	54.8	2:17

GAME-OPENING DRIVES

	-----WKU-----				-----OPP-----			
	Plays	Yds.	TOP	Result	Plays	Yds.	TOP	Result
Austin Peay	5	19	1:36	Punt	3	-3	0:46	Int.
at Hawaii	7	41	3:32	Downs	3	8	1:10	Punt
at Indiana								
FIU*								
Troy								
at UTSA*								
at Middle Tenn.*								
UAB*								
North Texas*								
at Charlotte*								
Rice*								
at Auburn								
at FAU*								

SECOND HALF-OPENING DRIVES

	-----WKU-----				-----OPP-----			
	Plays	Yds.	TOP	Result	Plays	Yds.	TOP	Result
Austin Peay	3	3	1:05	Punt	3	8	1:47	Punt
at Hawaii	3	3	1:26	Punt	8	32	3:10	Punt
at Indiana								
FIU*								
Troy								
at UTSA*								
at Middle Tenn.*								
UAB*								
North Texas*								
at Charlotte*								
Rice*								
at Auburn								
at FAU*								

vs. Austin Peay **GAME 1 RECAP**



Austin Peay	10	7	3	7	--	27
WKU	7	14	0	17	--	38
August 27, 2022 • Houchens-Smith Stadium • Bowling Green, Ky. • 13,688						

GAME BREAKDOWN

	APSU	WKU
FIRST DOWNS	19	19
Rushing	12	6
Passing	4	11
Penalty	3	2
NET YARDS RUSHING	171	108
Rushing Attempts	48	32
Average Per Rush	3.6	3.4
Rushing Touchdowns	1	0
Yards Gained Rushing	203	121
Yards Lost Rushing	32	13
NET YARDS PASSING	156	280
Completions-Attempts-Int	15-21-2	20-34-1
Average Per Attempt	7.4	8.2
Average Per Completion	10.4	14.0
Passing Touchdowns	2	4
TOTAL OFFENSE YARDS	327	388
Total offense plays	69	66
Average Gain Per Play	4.7	5.9
Fumbles: Number-Lost	3-2	0-0
Penalties: Number-Yards	8-60	8-86
PUNTS-YARDS	5-209	6-274
Average Yards Per Punt	41.8	45.7
Inside 20	1	3
50+ Yards	0	2
Touchbacks	0	0
Fair catch	1	2
KICKOFFS-YARDS	6-390	7-434
Average Yards Per Kickoff	65.0	62.0
Touchbacks	0	2
Punt returns: Number-Yards-TD	2-32-0	3-31-0
Average Per Return	16.0	10.3
Kickoff returns: Number-Yds-TD	2-40-0	0-0-0
Average Per Return	20.0	0.0
Interceptions: Number-Yds-TD	1-0-0	2-34-1
Fumble Returns: Number-Yds-TD	0-0-0	0-0-0
Possession Time	32:39	27:21
Third-Down Conversions	7 of 18	5 of 14
Fourth-Down Conversions	2 of 2	1 of 1
Red-Zone Scores-Chances	2-2	3-4
Sacks By: Number-Yards	0-0	5-25
PAT Kicks	3-3	5-5
Field Goals	2-2	1-1

GAME NOTES

- WKU's team captains for the game were defensive end Juwan Jones, tight end Joey Beljan and defensive back Davion Williams
- Austin Peay won the coin toss and elected to defer its choice to the second half
- There was an attendance of 13,688 in Houchens-Smith Stadium for the first game of the 2022 season.
- The game lasted 3:50 with a kickoff time of 11:04 a.m. CT.
- WKU improved to 36-6-1 all time against Austin Peay. The Hilltoppers have now won six-straight contests over the Governors.
- WKU improved to 62-36-6 all time in season openers. It is the second-consecutive season-opening victory for the Tops.
- WKU wore black helmets for the first time in school history Saturday.
- A.J. Brathwaite intercepted an Austin Peay pass on the first drive of the game for his second-career interception
- Quarterback Austin Reed and wide receiver Malachi Corley connected on a 16-yard pass for the first WKU touchdown of the season. The score was Reed's first as a Hilltopper.
- By catching a second touchdown in the first half, Malachi Corley secured the first multi-touchdown game of his career. He went on to add a third in the fourth quarter to complete his first hat trick.
- Corley's three-touchdown game was the second in a row by a WKU wide receiver. Jerreth Sterns, now with the Tampa Bay Buccaneers, caught three scores in WKU's Boca Raton Bowl victory to cap the 2021 season.
- Upton Stout's 34-yard interception return for a touchdown was his first at WKU and the first by a Hilltopper since Davion Williams returned one 45 yards against Marshall in 2021.
- Jaques Evans finished the game with a career high 13 tackles. His previous career best was six.
- Sixth-year senior Juwan Jones tied a career high with 10 tackles. It was his first double-digit tackle game since recording 10 against Marshall in 2019.

SCORING SUMMARY

Team	Qtr	Time	Scoring Play	Pl-Yd	TOP	Score
WKU	1	10:39	Corley, 16-yard pass from Reed (Narveson kick)	7-51	1:59	7-0
APSU	1	5:58	Trujillo, 41-yard field goal	12-51	4:41	7-3
APSU	1	1:35	McCray, 44-yard pass from DiLiello (Trujillo kick)	7-83	3:00	10-3
WKU	2	13:16	Corley, 11-yard pass from Reed (Narveson kick)	8-75	3:19	14-10
WKU	2	4:27	Stout, 34-yard int. return (Narveson kick)	--	--	21-10
APSU	2	0:18	DiLiello, 1-yard rush (Trujillo kick)	11-60	4:04	21-17
APSU	3	8:12	Trujillo, 49-yard field goal	7-9	3:56	21-20
WKU	4	12:56	Corley, 25-yard pass from Reed (Narveson kick)	7-71	2:20	28-20
WKU	4	11:34	Davis, 48-yard pass from Reed (Narveson kick)	3-51	0:31	35-20
APSU	4	8:09	McCray, 24-yard pass from DiLiello (Trujillo kick)	3-85	0:56	35-27
WKU	4	3:18	Narveson, 23-yard field goal	11-70	4:51	38-27

STATISTICS LEADERS

WKU

PASSING	C-A-I	Yds	TD	Long	Sack
Reed	19-33-1	276	4	48	0
TOTALS	19-33-1	276	4	48	0

RUSHING	Att.	Yds	TD	Long	Avg.
Ervin-Poindexter	15	49	0	9	3.3
Moses	8	22	0	11	2.8
Robichaux	5	18	0	10	3.6
Davis	1	15	0	15	15
Reed	2	6	0	6	3.0
Team	1	-2	0		-2.0
TOTALS	32	107	0	15	3.3

RECEIVING	No.	Yds	TD	Long
Davis	6	124	1	48
Corley	5	61	3	25
Hall	1	30	0	30
Mathison	4	21	0	8
Ervin-Poindexter	1	19	0	19
Burt	1	18	0	18
Robichaux	1	3	0	3
TOTALS	19	276	4	48

Austin Peay

PASSING	C-A-I	Yds	TD	Long	Sack
DiLiello	14-20-2	123	2	44	5
Goodman	1-1-0	39	0	39	0
TOTALS	15-21-2	162	2	44	5

RUSHING	Att.	Yds	TD	Long	Avg.
Samuel	20	77	0	24	3.9
Evans	10	40	0	16	4.0
DiLiello	17	24	1	20	1.4
McCray	1	17	0	17	17.0
Burns	1	-1	0	0	-1.0
TOTALS	49	157	1	24	3.2

RECEIVING	No.	Yds	TD	Long
McCray	7	90	2	44
Burns	4	54	0	39
Goodman	2	11	0	8
Samuel	2	7	0	4
TOTALS	15	162	2	44



WKU	0	21	7	21	--	49
Hawaii	3	7	0	7	--	17
September 3, 2022 • Clarence T.C. Ching Complex • Honolulu, Hawaii • 9,346						

GAME BREAKDOWN

	WKU	Hawaii
FIRST DOWNS	24	20
Rushing	7	8
Passing	13	12
Penalty	4	0
NET YARDS RUSHING	141	94
Rushing Attempts	29	35
Average Per Rush	4.9	2.7
Rushing Touchdowns	3	2
Yards Gained Rushing	143	118
Yards Lost Rushing	2	24
NET YARDS PASSING	271	266
Completions-Attempts-Int	22-31-1	26-44-5
Average Per Attempt	8.7	6.0
Average Per Completion	12.3	10.2
Passing Touchdowns	3	0
TOTAL OFFENSE YARDS	412	360
Total offense plays	60	79
Average Gain Per Play	6.9	4.6
Fumbles: Number-Lost	1-1	1-1
Penalties: Number-Yards	7-72	12-109
PUNTS-YARDS	3-125	4-175
Average Yards Per Punt	41.7	43.8
Inside 20	0	2
50+ Yards	0	1
Touchbacks	0	1
Fair catch	0	1
KICKOFFS-YARDS	8-491	4-251
Average Yards Per Kickoff	61.4	62.8
Touchbacks	3	3
Punt returns: Number-Yards-TD	1--12-0	1-0-0
Average Per Return	-12.0	0.0
Kickoff returns: Number-Yds-TD	1-23-0	5-90-0
Average Per Return	23.0	18.0
Interceptions: Number-Yds-TD	5-100-0	1-0-0
Fumble Returns: Number-Yds-TD	1-5-0	0-0-0
Possession Time	25:45	34:15
Third-Down Conversions	1 of 7	4 of 16
Fourth-Down Conversions	1 of 2	1 of 4
Red-Zone Scores-Chances	5-6	3-4
Sacks By: Number-Yards	2-11	0-0
PAT Kicks	7-7	2-2
Field Goals	0-1	1-1

GAME NOTES

- WKU's team captains for the game were offensive lineman Gunner Britton, defensive back Kaleb Oliver and defensive back Tre Shaw
- Hawaii won the toss and elected to receive, giving the Tops the ball to start the second half
- There was an attendance of 9,346 at the Clarence T.C. Ching Complex. The game was played at a temporary stadium as Hawaii's new home venue is built
- The game lasted 3:31 with a kickoff time of 6:07 p.m. HT
- The meeting between WKU and Hawaii was the first ever between the two schools. WKU now owns a series lead of 1-0 over the Rainbow Warriors
- Saturday's matchup against Hawaii was also the first time WKU ever squared off against an opponent from the Mountain West Conference. The Hilltoppers are now 1-0 in games played versus MWC opponents
- After debuting a new black helmet in the season opening win versus Austin Peay, WKU switched up its uniform combo on the islands and wore all white. The Tops improved to 15-11 when wearing white jerseys and pants
- Defensive back Upton Stout recorded an interception for the second-straight game. He has two picks in two games played at WKU
- Sixth-year senior Juwuan Jones scored the first defensive touchdown of his career with a pick six in the second quarter
- WKU's defense finished the game with six forced turnovers, led by two interceptions by Kaleb Oliver. The defense has now forced 10 turnovers through two games
- After only scoring passing touchdowns on offense in the season opener, WKU scored three rushing touchdowns against Hawaii. Kye Robichaux earned the first of the year and was followed by Austin Reed and Davion Ervin-Poindexter
- Tight end Joshua Simon recorded his first catch of the season against Hawaii, which resulted in a 47-yard touchdown
- All seven of WKU's touchdowns were the first touchdown of the season for the scoring player. Austin Reed threw passing touchdowns versus Austin Peay, but recorded his first rushing touchdown at Hawaii

at Hawaii GAME 2 RECAP

SCORING SUMMARY

Team	Qtr	Time	Scoring Play	Pl-Yd	TOP	Score
Hawaii	1	11:46	Shipley, 40-yard field goal	4--20	2:04	3-0
WKU	2	13:23	Smith, 5-yard pass from Reed (Narveson kick)	10-68	4:01	7-3
WKU	2	11:36	J. Jones, 38-yard interception return (Narveson kick)	--	--	14-3
Hawaii	2	7:40	Parson, 9-yard rush (Shipley kick)	9-75	3:56	14-10
WKU	2	2:52	Simon, 47-yard pass from Reed (Narveson kick)	8-75	4:48	21-10
WKU	3	7:37	Hall, 17-yard pass from Reed (Narveson kick)	1-17	0:07	28-10
WKU	4	12:35	Robichaux, 7-yard rush (Narveson kick)	6-64	2:25	35-10
Hawaii	4	9:18	Bryant-Lelei, 1-yard rush (Shipley kick)	8-58	3:10	35-17
WKU	4	5:58	Reed, 2-yard rush (Narveson kick)	7-53	3:14	42-17
WKU	4	5:20	Ervin-Poindexter, 2-yard rush (Narveson kick)	2-9	0:31	49-17

STATISTICS LEADERS

WKU

PASSING	C-A-I	Yds	TD	Long	Sack
Reed	22-31-1	271	3	47	0
TOTALS	22-31-1	271	3	47	0

RUSHING	Att.	Yds	TD	Long	Avg.
Robichaux	7	49	1	13	7.0
Reed	9	43	1	12	4.8
Ervin-Poindexter	9	42	1	13	4.7
Mathison	1	6	0	6	6.0
Moses	2	1	0	3	0.5
Sanders	1	0	0	0	0.0
TOTALS	29	141	3	13	4.9

RECEIVING	No.	Yds	TD	Long	
Davis	5	78	0	23	
Simon	1	47	1	47	
Smith	3	36	1	19	
Hall	2	25	1	17	
Burt Jr.	1	25	0	25	
Moses	4	22	0	26	
Beljan	1	19	0	19	
Corley	4	12	0	7	
Mathison	1	7	0	7	
TOTALS	22	271	3	47	

Hawaii

PASSING	C-A-I	Yds	TD	Long	Sack
Scager	22-33-4	230	0	31	0
Yellen	4-11-1	36	0	22	2
TOTALS	26-44-5	266	0	31	2

RUSHING	Att.	Yds	TD	Long	Avg.
Bryant-Lelei	13	64	1	13	4.9
Parson	15	29	1	9	1.9
Schager	1	17	0	17	17.0
Cooper	2	2	0	2	1.0
TEAM	1	-1	0	0	-1.0
Scott	1	-6	0	0	-6.0
Yellen	2	-11	0	0	-5.5
TOTALS	35	94	2	17	2.7

RECEIVING	No.	Yds	TD	Long	
Walthall	3	53	0	31	
Panoke	2	32	0	24	
Phillips	3	30	0	22	
Parson	4	27	0	11	
Johnson	2	26	0	14	
Phillips	3	22	0	9	
Murray	3	22	0	12	
Scott	3	18	0	18	
Hines	1	16	0	16	
Mokiao-Atimalala	1	13	0	13	
Bryant-Lelei	1	7	0	7	
TOTALS	26	266	0	31	



2022-23 Western Ky. Football
Game Results
All games

Page 1/1
as of Sep 07, 2022

Team Results

Date	Opponent		Score	Overall	Conf	Time	Attend
08/27/2022	Austin Peay	W	38-27	1-0	0-0	3:51	13688
09/03/2022	at Hawaii	W	49-17	2-0	0-0	3:32	9346



2022-23 Western Ky. Football
Team Game-by-Game
All games

Page 1/1
as of Sep 07, 2022

		Rushing				Receiving				Passing				Kick Returns				Punt Returns				tot		
Date	Opponent	no.	yds	td	lg	no.	yds	td	lg	cmp	att	int	yds	td	lg	no.	yds	td	lg	no.	yds	td	lg	off
08/27/2022	Austin Peay	32	107	0	15	19	276	4	48	19	33	1	276	4	48	0	0	0	0	3	31	0	19	383
09/03/2022	at Hawaii	29	141	3	13	22	271	3	47	22	31	1	271	3	47	1	23	0	23	1	-12	0	0	412
Western Ky.		61	248	3	15	41	547	7	48	41	64	2	547	7	48	1	23	0	23	4	19	0	19	795
Opponents		84	251	3	24	41	428	2	44	41	65	7	428	2	44	7	130	0	25	3	28	0	33	679

Western Ky. Averages

Games	Avg/ rush	Avg/ catch	Pass effc	KR avg	PR avg	All purpose avg/game	Total offense avg/game
2	4.1	13.3	165.7	23.0	4.8	485.5	397.5

Date	Opponent	Tackles				Sacks no-yds	Fumble ff fr-yds		Pass Defense int-yds qbh brup			blkd kick	PAT attempts kick rush rcv			off saf t/o pts	
		ua	a	total	tfl-yds												
08/27/2022	Austin Peay	41	40	81	8.0-44	5-33	1	2-0	2-34	4	1	0	5-5	0	0	0	21 38
09/03/2022	at Hawaii	57	8	65	8.0-25	2-11	1	1-5	5-100	6	3	0	7-7	0	0	0	28 49
Western Ky.		98	48	146	16.0-69	7-44	2	3-5	7-134	10	4	0	12-12	0	0	0	49 87
Opponents		67	40	107	5.0-10	0-0	0	2-0	2-0	4	8	0	5-5	0	0	0	10 44

Date	Opponent	Punting										Field Goals			Kickoffs				
		no.	yds	avg	long	blkd	tb	fc	50+	i20	md-att	long	blkd	no.	yds	avg	tb	ob	
08/27/2022	Austin Peay	5	213	42.6	50	0	0	2	1	2	1-1	23	0	8	434	54.3	3	2	
09/03/2022	at Hawaii	3	125	41.7	46	0	0	0	0	0	0-1	0	0	8	491	61.4	3	0	
Western Ky.		8	338	42.3	50	0	0	2	1	2	1-2	23	0	16	925	57.8	6	2	
Opponents		9	392	43.6	54	0	1	2	1	3	3-3	49	0	10	641	64.1	9	0	



2022-23 Western Ky. Football
Overall Team Statistics
All games

Page 1/2
as of Sep 07, 2022

Team Statistics

	WESTKY	OPP
Scoring	87	44
Points per game	43.5	22.0
Points Off Turnovers	49	10
First Downs	43	39
Rushing	13	20
Passing	24	16
Penalty	6	3
Rushing Yardage	248	251
Yards gained rushing	263	319
Yards lost rushing	15	68
Rushing attempts	61	84
Average per rush	4.1	3.0
Average per game	124.0	125.5
TDs Rushing	3	3
Passing Yardage	547	428
Comp-Att-Int	41-64-2	41-65-7
Average per pass	8.5	6.6
Average per catch	13.3	10.4
Average per game	273.5	214.0
TDs Passing	7	2
Total offense	795	679
Total plays	125	149
Average per play	6.4	4.6
Average per game	397.5	339.5
Kick returns: #-Yards	1-23	7-130
Punt returns: #-Yards	4-19	3-28
Int returns: #-Yards	7-134	2-0
Kick return average	23.0	18.6
Punt return average	4.8	9.3
Int return average	19.1	0.0
Fumbles-Lost	1-2	5-3
Penalties-Yards	15-158	20-174
Average per game	79.0	87.0
Punts-Yards	8-338	9-392
Average per punt	42.3	43.6
Net punt average	38.1	39.2
Kickoffs-Yards	16-925	10-641
Average per kick	57.8	64.1
Net kick average	37.0	39.3
Time of possession / game	26:33	33:27
3rd-down conversion	6/21	10/34
3rd-down pct	29%	29%
4rd-down conversion	2/3	4/7



2022-23 Western Ky. Football
Overall Team Statistics
All games

Page 2/2
as of Sep 07, 2022

	WESTKY	OPP
4rd-down pct	67%	57%
Sacks by-Yards	7-44	0-0
Misc Yards	0	0
Touchdowns scored	12	5
Field goals - attempts	1-2	3-3
On-Side kicks	0-0	0-0
Red-zone scores	(8-10) 80%	(5-6) 83%
Red-zone touchdowns	(7-10) 70%	(3-6) 50%
PAT-attempts	(12-12) 100%	(5-5) 100%
2-point conversion-attempts	(0-0) 0%	(0-0) 0%
Attendance	13688	9346
Games / Avg per game	1/13688	1/9346
Neutral site games	-	0/0

Score by Periods

Team	1st	2nd	3rd	4th	OT	TOT
Western Ky.	7	35	7	38	0	87
Opponents	13	14	3	14	0	44



2022-23 Western Ky. Football
Overall Defense Statistics
All games

Page 1/1
as of Sep 07, 2022

Team Defense

##	Player	gp	Tackles				Sacks	Pass defense			Fumbles		blkd	
			ua	a	tot	tfl/yds		int-yds	brup	qbh	fr-yds	ff	kick	saf
3	JaQues Evans	2	14	4	18	4.5-25	3.5-24	.	.	1
23	Will Ignont	2	9	5	14	0.5-2
12	Kahlef Hailassie	2	8	5	13	3-16	2-10	.	2
34	Juwuan Jones	2	5	5	10	1-3	.	1-38
24	Derrick Smith	2	5	4	9
1	Jaden Hunter	2	4	4	8
9	Dominique Bradshaw	2	5	2	7	0.5-1
20	Kaleb Oliver	2	4	3	7	.	.	2-42	1
11	Talique Allen	2	5	1	6	1
0	Lorenzo Hernandez	2	1	5	6	1.5-6	0.5-5	.	.	2
4	Niko Cooper	2	4	1	5	1	.	.
21	Upton Stout	2	3	1	4	.	.	2-54
14	Davion Williams	2	4	.	4	1-0	.	.	.
13	Terrion Thompson	2	3	1	4	2-6	1-5	.	.	1
40	B.J. Wagner	2	3	.	3	1-2	.	1-0
18	C.J. Jones	2	2	1	3	2-8	.	.	1	1	.	1	.	.
97	Darius Shipp	2	3	.	3	1
7	Tre Shaw	2	3	.	3
46	Cory Munson	2	3	.	3
15	Aaron Key	2	1	1	2	1-0	.	.	.
19	Virgil Marshall	1	1	1	2
25	Bryson Washington	2	2	.	2
2	A.J. Brathwaite, Jr.	1	.	2	2	.	.	1-0
44	Dareon Goodrum	2	1	.	1
8	Matthew Flint	2	1	.	1	1-5	.	.	.
22	Darius Thomas	1	1	.	1
4	Michael Mathison	2	1	.	1
47	Tom Ellard	2	1	.	1
5	Dakota Thomas	2	.	1	1
35	Mike Allen	2	.	1	1	3
	Totals	2	98	48	146	16-69	7-44	7-134	4	10	3-5	2	0	0
	Opponents	2	67	40	107	5-10	0-0	2-0	8	4	2-0	0	0	0



2022-23 Western Ky. Football
Team Game Highs
All games

Page 1/1
as of Sep 07, 2022

Western Ky. - Game Highs

RUSHES	32	Austin Peay (08/27/2022)
YARDS RUSHING	141	at Hawaii (09/03/2022)
YARDS PER RUSH	4.9	at Hawaii (09/03/2022)
TD RUSHES	3	at Hawaii (09/03/2022)
PASS ATTEMPTS	33	Austin Peay (08/27/2022)
PASS COMPLETIONS	22	at Hawaii (09/03/2022)
YARDS PASSING	276	Austin Peay (08/27/2022)
YARDS PER PASS	8.7	at Hawaii (09/03/2022)
TD PASSES	4	Austin Peay (08/27/2022)
TOTAL PLAYS	65	Austin Peay (08/27/2022)
TOTAL OFFENSE	412	at Hawaii (09/03/2022)
YARDS PER PLAY	6.9	at Hawaii (09/03/2022)
POINTS	49	at Hawaii (09/03/2022)
SACKS BY	5	Austin Peay (08/27/2022)
FIRST DOWNS	24	at Hawaii (09/03/2022)
PENALTIES	8	Austin Peay (08/27/2022)
PENALTY YARDS	86	Austin Peay (08/27/2022)
TURNOVERS	2	at Hawaii (09/03/2022)
	2	Austin Peay (08/27/2022)
PUNTS	5	Austin Peay (08/27/2022)
PUNTING AVG	42.6	Austin Peay (08/27/2022)
LONG PUNT	50	Austin Peay (08/27/2022)
PUNTS INSIDE 20	2	Austin Peay (08/27/2022)
LONG PUNT RETURN	19	Austin Peay (08/27/2022)



2022-23 Western Ky. Football
Individual Game Highs
All games

Page 1/1
as of Sep 07, 2022

Western Ky. - Individual Game Highs

RUSHES	15	Davion Ervin-Poindexter vs Austin Peay (08/27/2022)
YARDS RUSHING	49	Kye Robichaux at Hawaii (09/03/2022)
TD RUSHES	1 1 1	Kye Robichaux at Hawaii (09/03/2022) Austin Reed at Hawaii (09/03/2022) Davion Ervin-Poindexter at Hawaii (09/03/2022)
LONG RUSH	15	Daewood Davis vs Austin Peay (08/27/2022)
PASS ATTEMPTS	33	Austin Reed vs Austin Peay (08/27/2022)
PASS COMPLETIONS	22	Austin Reed at Hawaii (09/03/2022)
YARDS PASSING	276	Austin Reed vs Austin Peay (08/27/2022)
TD PASSES	4	Austin Reed vs Austin Peay (08/27/2022)
LONG PASS	48	Austin Reed vs Austin Peay (08/27/2022)
RECEPTIONS	6	Daewood Davis vs Austin Peay (08/27/2022)
YARDS RECEIVING	124	Daewood Davis vs Austin Peay (08/27/2022)
TD RECEPTIONS	3	Malachi Corley vs Austin Peay (08/27/2022)
LONG RECEPTION	48	Daewood Davis vs Austin Peay (08/27/2022)
PUNTS	5	Tom Ellard vs Austin Peay (08/27/2022)
PUNTING AVG	42.6	Tom Ellard vs Austin Peay (08/27/2022)
LONG PUNT	50	Tom Ellard vs Austin Peay (08/27/2022)
PUNTS INSIDE 20	2	Tom Ellard vs Austin Peay (08/27/2022)
LONG PUNT RETURN	19	Upton Stout vs Austin Peay (08/27/2022)
LONG KICKOFF RETURN	23	Michael Mathison at Hawaii (09/03/2022)
TACKLES	13	JaQues Evans vs Austin Peay (08/27/2022)
SACKS	2.5	JaQues Evans vs Austin Peay (08/27/2022)
TACKLES FOR LOSS	2.5	JaQues Evans vs Austin Peay (08/27/2022)



2022-23 Western Ky. Football Individual Statistics All games

Page 1/2
as of Sep 07, 2022

Rushing

Player	gp	att	gain	loss	net	avg	td	lg	avg/g
Davion Ervin-Poindexter	2	24	93	3	90	3.8	1	13	45.0
Austin Reed	2	12	49	8	41	3.4	1	12	20.5
Kye Robichaux	2	12	67	0	67	5.6	1	13	33.5
Jakairi Moses	2	9	33	2	31	3.4	0	11	15.5
Michael Mathison	2	1	6	0	6	6.0	0	6	3.0
Daewood Davis	2	1	15	0	15	15.0	0	15	7.5
L.T. Sanders	2	1	0	0	0	0.0	0	0	0.0
Team	2	1	0	2	-2	-2.0	0	0	-1.0
Total	2	61	263	15	248	4.1	3	15	124.0
Opponents	2	84	319	68	251	3.0	3	24	125.5

Passing

Player	gp	effic	comp-att-int	pct	yds	td	lg	avg/g
Austin Reed	2	165.7	41-64-2	64.1	547	7	48	273.5
Total	2	165.7	41-64-2	64.1	547	7	48	273.5
Opponents	2	107.0	41-65-7	63.1	428	2	44	214.0

Receiving

Player	gp	no.	yds	avg	td	lg	avg/g
Daewood Davis	2	11	202	18.4	1	48	101.0
Malachi Corley	2	9	73	8.1	3	25	36.5
Michael Mathison	2	5	28	5.6	0	8	14.0
Jakairi Moses	2	4	22	5.5	0	26	11.0
Dalvin Smith	2	3	36	12.0	1	19	18.0
Jaylen Hall	2	3	55	18.3	1	30	27.5
Craig Burt, Jr.	2	2	43	21.5	0	25	21.5
Joey Beljan	2	1	19	19.0	0	19	9.5
Joshua Simon	2	1	47	47.0	0	47	23.5
Davion Ervin-Poindexter	2	1	19	19.0	0	19	9.5
Kye Robichaux	2	1	3	3.0	0	3	1.5
Total	2	41	547	13.3	7	48	273.5
Opponents	2	41	428	10.4	2	44	214.0

Punt Returns

Player	no.	yds	avg	td	lg
Upton Stout	3	19	6.3	0	19
Craig Burt, Jr.	1	0	0.0	0	0
Total	4	19	4.8	0	19
Opponents	3	28	9.3	0	33

Interceptions

Player	no.	yds	avg	td	lg
Kaleb Oliver	2	42	21.0	0	42
Upton Stout	2	54	27.0	1	34
Juwuan Jones	1	38	38.0	1	38
A.J. Brathwaite, Jr.	1	0	0.0	0	0
B.J. Wagner	1	0	0.0	0	0
Total	7	134	19.1	2	42
Opponents	2	0	0.0	0	0

Kick Returns

Player	no.	yds	avg	td	lg
Michael Mathison	1	23	23.0	0	23
Total	1	23	23.0	0	23
Opponents	7	130	18.6	0	25

Fumble Returns

Player	no.	yds	avg	td	lg
Davion Williams	1	0	0.0	0	0
Matthew Flint	1	5	5.0	0	5
Aaron Key	1	0	0.0	0	0
Total	3	5	1.7	0	5
Opponents	2	0	0.0	0	0



2022-23 Western Ky. Football Individual Statistics All games

Page 2/2
as of Sep 07, 2022

Scoring

Player	td	fg	PAT					dxdp	saf	pts
			kick	rush	rcv	pass				
Malachi Corley	3	-	-	-	-	-	-	-	-	18
Brayden Narveson	-	1-2	12-12	-	-	-	-	-	-	15
Austin Reed	2	-	-	-	-	-	-	-	-	12
Juwuan Jones	1	-	-	-	-	-	-	-	-	6
Dalvin Smith	1	-	-	-	-	-	-	-	-	6
Davion Ervin-Poindexter	1	-	-	-	-	-	-	-	-	6
Upton Stout	1	-	-	-	-	-	-	-	-	6
Daewood Davis	1	-	-	-	-	-	-	-	-	6
Kye Robichaux	1	-	-	-	-	-	-	-	-	6
Jaylen Hall	1	-	-	-	-	-	-	-	-	6
Total	12	1-2	12-12	0	0	0	0	0	0	87
Opponents	5	3-3	5-5	0	0	0	0	0	0	44

Field Goals

Player	fg	pct.	01-19	20-29	30-39	40-49	50-99	lg	blk
Brayden Narveson	1-2	50.0	0-0	1-2	0-0	0-0	0-0	23	0
Opponents	3-3	100.0	0-0	0-0	0-0	3-3	0-0	49	0

FG Sequence

Team Name	Western Ky.	Opponents
Austin Peay	(23)	(41),(49)
Hawaii	26	(40)

Numbers in (parentheses) indicate field goal was made

All Purpose

Player	g	rush	rcv	pr	kr	ir	total	avg/g
Daewood Davis	2	15	202	0	0	0	217	108.5
Davion Ervin-Poindexter	2	90	19	0	0	0	109	54.5
Upton Stout	2	0	0	19	0	54	73	36.5
Malachi Corley	2	0	73	0	0	0	73	36.5
Kye Robichaux	2	67	3	0	0	0	70	35.0
Michael Mathison	2	6	28	0	23	0	57	28.5
Jaylen Hall	2	0	55	0	0	0	55	27.5
Jakairi Moses	2	31	22	0	0	0	53	26.5
Joshua Simon	2	0	47	0	0	0	47	23.5
Craig Burt, Jr.	2	0	43	0	0	0	43	21.5
Kaleb Oliver	2	0	0	0	0	42	42	21.0
Austin Reed	2	41	0	0	0	0	41	20.5
Juwuan Jones	2	0	0	0	0	38	38	19.0
Dalvin Smith	2	0	36	0	0	0	36	18.0
Joey Beljan	2	0	19	0	0	0	19	9.5
Team	2	-2	0	0	0	0	-2	-1.0
Total	2	248	547	19	23	134	971	485.5
Opponents	2	251	428	28	130	0	837	418.5

Total Offense

Player	g	plays	rush	pass	total	avg/g
Austin Reed	2	76	41	547	588	294.0
Davion Ervin-Poindexter	2	24	90	0	90	45.0
Kye Robichaux	2	12	67	0	67	33.5
Jakairi Moses	2	9	31	0	31	15.5
Daewood Davis	2	1	15	0	15	7.5
Michael Mathison	2	1	6	0	6	3.0
Team	2	0	-2	0	-2	-1.0
Total	2	125	248	547	795	397.5
Opponents	2	149	251	428	679	339.5

Punting

Player	no.	yds	avg	lg	tb	fc	i20	50+	blk
Tom Ellard	8	338	42.3	50	0	2	2	1	0
Total	8	338	42.3	50	0	2	2	1	0
Opponents	9	392	43.6	54	1	2	3	1	0

Kickoffs

Player	no.	yds	avg	tb	ob	retn	net	ydl
Cory Munson	16	925	57.8	6	2			
Total	16	925	57.8	6	2	8	37	28
Opponents	10	641	64.1	9	0	1	39.3	25



2022-23 Western Ky. Football Combined Team Statistics All games

Page 1/3
as of Sep 07, 2022

Team Results

Date	Opponent		Score	Att.
08/27/2022	Austin Peay	W	38-27	13688
09/03/2022	at Hawaii	W	49-17	9346

Rushing

Player	gp	att	gain	loss	net	avg	td	lg	avg/g
Davion Ervin-Poindexter	2	24	93	3	90	3.8	1	13	45.0
Kye Robichaux	2	12	67	0	67	5.6	1	13	33.5
Austin Reed	2	12	49	8	41	3.4	1	12	20.5
Jakairi Moses	2	9	33	2	31	3.4	0	11	15.5
Daewood Davis	2	1	15	0	15	15.0	0	15	7.5
Michael Mathison	2	1	6	0	6	6.0	0	6	3.0
Team	2	1	0	2	-2	-2.0	0	0	-1.0
Total	2	61	263	15	248	4.1	3	15	124.0
Opponents	2	84	319	68	251	3.0	3	24	125.5

Passing

Player	gp	effic	comp-att-int	pct	yds	td	lg	avg/g
Austin Reed	2	165.7	41-64-2	64.1	547	7	48	273.5
Total	2	165.7	41-64-2	64.1	547	7	48	273.5
Opponents	2	107.0	41-65-7	63.1	428	2	44	214.0

Receiving

Player	gp	no.	yds	avg	td	lg	avg/g
Daewood Davis	2	11	202	18.4	1	48	101.0
Malachi Corley	2	9	73	8.1	3	25	36.5
Michael Mathison	2	5	28	5.6	0	8	14.0
Jakairi Moses	2	4	22	5.5	0	26	11.0
Dalvin Smith	2	3	36	12.0	1	19	18.0
Jaylen Hall	2	3	55	18.3	1	30	27.5
Craig Burt, Jr.	2	2	43	21.5	0	25	21.5
Joey Beljan	2	1	19	19.0	0	19	9.5
Joshua Simon	2	1	47	47.0	0	47	23.5
Davion Ervin-Poindexter	2	1	19	19.0	0	19	9.5
Kye Robichaux	2	1	3	3.0	0	3	1.5
Total	2	41	547	13.3	7	48	273.5
Opponents	2	41	428	10.4	2	44	214.0

Game Records

Record	Overall	Home	Away	Neutral
ALL GAMES	2-0	1-0	1-0	0-0
CONFERENCE	0-0	0-0	0-0	0-0
NON-CONFERENCE	2-0	1-0	1-0	0-0

Team Statistics

	WESTKY	OPP
First Downs	43	39
Rushing	13	20
Passing	24	16
Penalty	6	3
Rushing Yardage	248	251
Rushing attempts	61	84
Average per rush	4.1	3.0
Average per game	124.0	125.5
TDs Rushing	3	3
Passing Yardage	547	428
Comp-Att-Int	41-64-2	41-65-7
Average per pass	8.5	6.6
Average per catch	13.3	10.4
Average per game	273.5	214.0
TDs Passing	7	2
Total offense	795	679
Average per play	6.4	4.6
Average per game	397.5	339.5
Kick returns: #-Yards	1-23	7-130
Punt returns: #-Yards	4-19	3-28
Int returns: #-Yards	7-134	2-0
Fumbles-Lost	1-2	5-3
Penalties-Yards	15-158	20-174
Punts-Avg	8-42.3	9-43.6
Time of possession / game	26:33	33:27
3rd-down conversion	6/21	10/34
4rd-down conversion	2/3	4/7
PAT-attempts	(12-12) 100%	(5-5) 100%
2-point conversion-attempts	(0-0) 0%	(0-0) 0%

Interceptions

Player	no.	yds	avg	td	lg
Kaleb Oliver	2	42	21.0	0	42
Upton Stout	2	54	27.0	1	34
Juwuan Jones	1	38	38.0	1	38
A.J. Brathwaite, Jr.	1	0	0.0	0	0
B.J. Wagner	1	0	0.0	0	0
Total	7	134	19.1	2	42
Opponents	2	0	0.0	0	0



**2022-23 Western Ky. Football
Combined Team Statistics
All games**

Page 2/3
as of Sep 07, 2022

Field Goals

Player	fg	pct.	01-19	20-29	30-39	40-49	50-99	lg	blk
Brayden Narveson	1-2	50.0	0-0	1-2	0-0	0-0	0-0	23	0
Opponents	3-3	100.0	0-0	0-0	0-0	3-3	0-0	49	0

Scoring

Player	td	fg	PAT						pts
			kick	rush	rcv	pass	dxp	saf	
Malachi Corley	3	-	-	-	-	-	-	-	18
Brayden Narveson	-	1-2	12-12	-	-	-	-	-	15
Austin Reed	2	-	-	-	-	-	-	-	12
Juwuan Jones	1	-	-	-	-	-	-	-	6
Dalvin Smith	1	-	-	-	-	-	-	-	6
Davion Ervin-Poindexter	1	-	-	-	-	-	-	-	6
Upton Stout	1	-	-	-	-	-	-	-	6
Daewood Davis	1	-	-	-	-	-	-	-	6
Kye Robichaux	1	-	-	-	-	-	-	-	6
Jaylen Hall	1	-	-	-	-	-	-	-	6
Total	12	1-2	12-12	0	0	0	0	0	87
Opponents	5	3-3	5-5	0	0	0	0	0	44

Score by Periods

Team	1st	2nd	3rd	4th	OT	TOT
Western Ky.	7	35	7	38	0	87
Opponents	13	14	3	14	0	44

Punting

Player	no.	yds	avg	lg	tb	fc	i20	50+	blk
Tom Ellard	8	338	42.3	50	0	2	2	1	0
Total	8	338	42.3	50	0	2	2	1	0
Opponents	9	392	43.6	54	1	2	3	1	0

Punt Returns

Player	no.	yds	avg	td	lg
Upton Stout	3	19	6.3	0	19
Craig Burt, Jr.	1	0	0.0	0	0
Total	4	19	4.8	0	19
Opponents	3	28	9.3	0	33

Kick Returns

Player	no.	yds	avg	td	lg
Michael Mathison	1	23	23.0	0	23
Total	1	23	23.0	0	23
Opponents	7	130	18.6	0	25

All Purpose

Player	g	rush	rcv	pr	kr	ir	total	avg/g
Daewood Davis	2	15	202	0	0	0	217	108.5
Davion Ervin-Poindexter	2	90	19	0	0	0	109	54.5
Upton Stout	2	0	0	19	0	54	73	36.5
Malachi Corley	2	0	73	0	0	0	73	36.5
Kye Robichaux	2	67	3	0	0	0	70	35.0
Michael Mathison	2	6	28	0	23	0	57	28.5
Jaylen Hall	2	0	55	0	0	0	55	27.5
Jakairi Moses	2	31	22	0	0	0	53	26.5
Joshua Simon	2	0	47	0	0	0	47	23.5
Craig Burt, Jr.	2	0	43	0	0	0	43	21.5
Kaleb Oliver	2	0	0	0	0	42	42	21.0
Austin Reed	2	41	0	0	0	0	41	20.5
Juwuan Jones	2	0	0	0	0	38	38	19.0
Dalvin Smith	2	0	36	0	0	0	36	18.0
Joey Beljan	2	0	19	0	0	0	19	9.5
Total	2	248	547	19	23	134	971	485.5
Opponents	2	251	428	28	130	0	837	418.5

Total Offense

Player	g	plays	rush	pass	total	avg/g
Austin Reed	2	76	41	547	588	294.0
Davion Ervin-Poindexter	2	24	90	0	90	45.0
Kye Robichaux	2	12	67	0	67	33.5
Jakairi Moses	2	9	31	0	31	15.5
Daewood Davis	2	1	15	0	15	7.5
Michael Mathison	2	1	6	0	6	3.0
Total	2	125	248	547	795	397.5
Opponents	2	149	251	428	679	339.5

Team Defense



2022-23 Western Ky. Football
Combined Team Statistics
All games

Page 3/3
as of Sep 07, 2022

##	Player	gp	Tackles				Sacks	Pass defense			Fumbles		blkd	
			ua	a	tot	tfl/yds		int-yds	brup	qbh	fr-yds	ff	kick	saf
3	JaQues Evans	2	14	4	18	4.5-25	3.5-24	.	.	1
23	Will Ignont	2	9	5	14	0.5-2
12	Kahlef Hailassie	2	8	5	13	3-16	2-10	.	2
34	Juwuan Jones	2	5	5	10	1-3	.	1-38
24	Derrick Smith	2	5	4	9
1	Jaden Hunter	2	4	4	8
9	Dominique Bradshaw	2	5	2	7	0.5-1
20	Kaleb Oliver	2	4	3	7	.	.	2-42	1
11	Talique Allen	2	5	1	6	1
0	Lorenzo Hernandez	2	1	5	6	1.5-6	0.5-5	.	.	2
4	Niko Cooper	2	4	1	5	1	.	.
14	Davion Williams	2	4	.	4	1-0	.	.	.
13	Terrion Thompson	2	3	1	4	2-6	1-5	.	.	1
21	Upton Stout	2	3	1	4	.	.	2-54
7	Tre Shaw	2	3	.	3
46	Cory Munson	2	3	.	3
18	C.J. Jones	2	2	1	3	2-8	.	.	1	1	.	1	.	.
97	Darius Shipp	2	3	.	3	1
40	B.J. Wagner	2	3	.	3	1-2	.	1-0
25	Bryson Washington	2	2	.	2
2	A.J. Brathwaite, Jr.	1	.	2	2	.	.	1-0
15	Aaron Key	2	1	1	2	1-0	.	.	.
19	Virgil Marshall	1	1	1	2
44	Dareon Goodrum	2	1	.	1
22	Darius Thomas	1	1	.	1
4	Michael Mathison	2	1	.	1
5	Dakota Thomas	2	.	1	1
35	Mike Allen	2	.	1	1	3
8	Matthew Flint	2	1	.	1	1-5	.	.	.
47	Tom Ellard	2	1	.	1
	Totals	2	98	48	146	16-69	7-44	7-134	4	10	3-5	2	0	0
	Opponents	2	67	40	107	5-10	0-0	2-0	8	4	2-0	0	0	0