


APRIL 29-MAY 1, 2022



128 SEASONS || 111 MLB DRAFT PICKS || 22 ALL-AMERICANS || 11 BIG TEN CHAMPIONSHIPS || 9 NCAA TOURNAMENT APPEARANCES



# 2022 Indiana

## BASEBALL

### 2022 Schedule & Results

February (1-5)			
18	at Clemson	ACCNX	L, 0-9
19	at Clemson	ACCNX	L, 4-19
20	at Clemson	ACCNX	L, 4-5 (10 Inn.)
<b>Karbach Round Rock Classic (Round Rock, Texas; Dell Diamond)</b>			
25	vs. No. 2 Arkansas	FloSports	L, 2-5
26	vs. Louisiana-Lafayette	FloSports	W, 12-4
27	vs. No. 6 Stanford	FloSports	L, 0-13 (7 Inn.)
March (9-8)			
1	MIAMI (OHIO)	B1G+	W, 15-2
4	at Missouri State	ESPN+	L, 7-9
5	at Missouri State	ESPN+	W, 12-3
6	at Missouri State	--	W, 10-4
8	CINCINNATI	B1G+	W, 7-0
9	PURDUE FORT WAYNE	B1G+	W, 12-2
11	at Troy	ESPN+	L, 1-2
13	at Troy (DH)	ESPN+	L, 4-6; L, 4-7
15	KENTUCKY	B1G+	W, 20-7
17	XAVIER	B1G+	L, 7-9
19	XAVIER	B1G+	L, 10-12
20	XAVIER (DH)	B1G+	W, 13-3; L, 7-13
22	INDIANA STATE	--	PPD
25	EVANSVILLE	B1G+	L, 14-17
27	EVANSVILLE (DH)	B1G+	W, 6-5; W, 6-5

April (8-10, 4-8 B1G)			
1	NORTHWESTERN *	B1G+	W, 5-4
2	NORTHWESTERN *	B1G+	L, 6-7
3	NORTHWESTERN *	BTN	L, 6-13
5	at Evansville	ESPN+	L, 4-8
9	at Purdue *	B1G+	L, 0-17
10	at Purdue (DH) *	B1G+	W, 10-3; L, 15-16
12	at Indiana State	ESPN+	W, 6-5
15	at Rutgers *	B1G+	L, 3-5
16	at Rutgers *	B1G+	L, 2-4
17	at Rutgers *	B1G+	L, 9-10
19	at Miami (Ohio)	--	L, 7-9
20	at Cincinnati	ESPN+	W, 11-4
22	NEBRASKA *	B1G+	W, 8-7
23	NEBRASKA *	B1G+	W, 8-1
24	NEBRASKA *	BTN	L, 7-19
<b>Victory Field (Indianapolis, Ind.)</b>			
26	vs. Butler	--	W, 9-1
27	at Illinois State	--	W, 3-1
29	ILLINOIS *	B1G+	Noon
30	ILLINOIS *	B1G+	2 p.m.

May (0-0, 0-0 B1G)			
1	ILLINOIS *	B1G+	1 p.m.
6	at Michigan *	B1G+	6 p.m.
7	at Michigan *	--	2 p.m.
8	at Michigan *	B1G+	1 p.m.
10	at Louisville	ACCNX	6 p.m.
13	MINNESOTA *	B1G+	7 p.m.
14	MINNESOTA *	B1G+	2 p.m.
15	MINNESOTA *	B1G+	1 p.m.
17	ILLINOIS STATE	B1G+	6 p.m.
19	at Iowa *	B1G+	7 p.m.
20	at Iowa *	B1G+	7 p.m.
21	at Iowa *	ESPNU	9 p.m.

All times eastern and subject to change  
**HOME GAMES IN BOLD CAPS** | \* - Big Ten Conference game  
 Rankings from D1Baseball.com

### Indiana

<b>Record (B1G):</b>	18-23 (4-8)
<b>H/A/N:</b>	10-7 / 6-14 / 2-2
<b>Head Coach:</b>	Jeff Mercer
<b>Record at IU (Yrs.):</b>	90-70 (4th)
<b>Career Record (Yrs):</b>	167-108 (6th)
<b>Batting Average:</b>	.276
<b>Runs Per-Game:</b>	7.2
<b>Hits Per-Game:</b>	9.5
<b>Slugging Percentage:</b>	.453
<b>ERA:</b>	6.93
<b>K's/BB Ratio:</b>	1.76/1
<b>Batting Average Against:</b>	.262
<b>First Year of Baseball:</b>	1895 (127th season)
<b>Program Record:</b>	2,386-1,863-24 (.561)

### Illinois

<b>Record (B1G):</b>	21-17 (11-4)
<b>H/A/N:</b>	10-3 / 8-8 / 3-6
<b>Head Coach:</b>	Dan Hartleb
<b>Record at UI (Yrs.):</b>	497-366-1 (17th)
<b>Career Record (Yrs):</b>	Same
<b>Batting Average:</b>	.286
<b>Runs Per-Game:</b>	7.1
<b>Hits Per-Game:</b>	10.1
<b>Slugging Percentage:</b>	.442
<b>ERA:</b>	5.80
<b>K's/BB Ratio:</b>	1.90/1
<b>Batting Average Against:</b>	.266

### The Rotation

<b>Friday, April 29, 2022</b>		
IU: Jack Perkins, RHP, R-Jr.	3-2, 4.39 ERA	
UI: Cole Kirschsieper, LHP, Jr.	5-2, 2.62 ERA	
<b>Saturday, April 30, 2022</b>		
IU: Bradley Brehmer, RHP, Sr.	4-2, 5.40 ERA	
UI: Jack Crowder, RHP, So.	2-1, 6.82 ERA	
<b>Sunday, May 1, 2022</b>		
IU: TBA		
UI: Riley Gowens, RHP, R-So.	4-2, 4.54 ERA	

### Gameday Information

Illinois at Indiana			
Bart Kaufman Field (Bloomington, Ind.)			
	Friday	Saturday	Sunday
<b>First Pitch:</b>	7 p.m.	2 p.m.	1 p.m.
<b>TV:</b>	--	--	--
<b>Internet Stream:</b>	B1G+	B1G+	B1G+
<b>Radio:</b>	Indiana Hoosiers Sports Network (online only)	Indiana Hoosiers Sports Network (online only)	Indiana Hoosiers Sports Network (online only)
<b>Audio Stream:</b>	IUHoosiers.com/audio	IUHoosiers.com/audio	IUHoosiers.com/audio

### Quick Hitter

- The series opener will be the 205th all-time meeting between Indiana and Illinois, with the Fighting Illini owning a 119-84-1 mark on the all-time ledger.  
**MORE ON PAGE 3**
- Rookie **Josh Pyne** owns the longest reached base streak by an IU freshman in over a decade. His 29 game streak is the longest by a freshman in the Big Ten and he is leading all Big Ten freshmen in RBIs (39).  
**MORE ON PAGE 7**
- Freshman **Carter Mathison** became the fourth IU freshman to reach the 10 home run mark. The rookie joined the short list with his solo blast against Nebraska.  
**MORE ON PAGE 7**
- Fellow freshman **Brock Tibbitts** can join Mathison with double-digit home runs to become the first rookie duo to hit 10-plus homers in the same season for the Cream and Crimson.  
**MORE ON PAGE 7**
- Over the last five games, Indiana's defense has not committed an error. As a team, the Hoosiers are fielding .988 in that span, with both errors coming on failed pickoff attempts.
- Freshman **Grant Holderfield** is tied for No. 5 nationally among rookies in pitching appearances and has not allowed an inherited runner to score on the year.  
**MORE ON PAGE 7**
- Redshirt-junior **Matt Ellis** continues to lead the Big Ten in home runs at 13 longballs on the season. The left-handed hitter has hit some mammoth home runs so far in 2022.  
**MORE ON PAGE 3 & 8**
- Indiana has three alums on MLB rosters to start 2022 and saw a school-standard four student-athletes selected in the first 10 rounds of the Major League Baseball Draft in 2021.  
**MORE ON PAGE 7**
- Head coach **Jeff Mercer** owns 90 victories as the Indiana frontman and is poised to become the eighth IU skipper to reach 100 victories in the cream and crimson.  
**FULL BIO ON PAGE 4**

### What's Inside

P2	Roster & Quick Facts	P6	Big Ten Update/National Rankings	P10-15	2022 Statistics
P3	Inside the Series/Probable Starters		Honors Tracker	15	Pen Production
	Pitching Rotation	P7	News and Notes	P16	Media Roster
P4	Head coach Jeff Mercer	7	Multi Games/Streaks		
P5	Indiana When.../How It Was Won	P8-9	The Last Time...		
		8	Going Yard		



## 2021 Roster

### Numerical

#	Name	Pos.	B/T	Ht.	Wt.	Cl.	Hometown/High School (Previous School)
1	Phillip Glasser	IF	L/R	6-0	200	Sr.	Tallmadge, Ohio/Tallmadge (Youngstown State)
2	Luke Hayden	RHP	R/R	6-1	195	Fr.	Bloomington, Ind./Edgewood
3	Carter Mathison	OF	L/L	6-1	215	Fr.	Fort Wayne, Ind./Homestead Senior
4	Hunter Jessee	OF	L/L	6-0	190	Jr.	South Lebanon, Ohio/Kings
5	Tyler Doanes	IF	R/R	5-10	205	Gr.	Fayetteville, Ga./Whitewater (West Virginia)
6	Peter Serruto	C	R/R	6-2	195	Sr.	Short Hills, N.J./Millburn (Rutgers)
7	Ethan Vecrumba	OF	L/R	6-4	225	Jr.	Bloomington, Ind./Edgewood
8	Evan Appelwick	IF	R/R	6-0	195	Fr.	Madison, S.D./IMG Academy (Fla.)
9	Brock Tibbitts	C	R/R	6-4	215	Fr.	New Albany, Ohio/New Albany
10	Morgan Colopy	OF	R/R	6-1	215	R-So.	Centerville, Ohio/Centerville
11	Max Johnson	IF	S/R	6-1	180	Fr.	Mason, Ohio/Mason
14	Nathan Stahl	RHP	R/R	6-3	215	Jr.	Akron, Ohio/Walsh Jesuit
15	David Platt	RHP	R/R	6-3	225	R-So.	Quakertown, Pa./Palisades
16	Bobby Whalen	OF	R/R	6-0	185	R-So.	Camp Hill, Pa./Cedar Cliff (Louisville)
17	Brian Gaffney	RHP	R/R	5-11	225	R-Fr.	Greenwood, Ind./Center Grove
18	Grant Holderfield	LHP	L/L	6-2	210	Fr.	Oak Park, Ill./Oak Park & River Forest
19	Evan Goforth	IF	R/R	6-2	195	Fr.	Borden, Ind./Floyd Central
21	Scott Pitts	LHP	L/L	6-3	225	R-Fr.	Clarendon Hills, Ill./Hinsdale Central
23	Jack Perkins	RHP	R/R	6-1	220	R-Jr.	Kokomo, Ind./Kokomo (Louisville)
26	Tucker Schank	OF	L/R	5-9	190	R-So.	Huntingburg, Ind./Southridge
27	Reese Sharp	RHP	R/R	6-3	220	R-So.	Noblesville, Ind./University
28	Samuel Murrison	OF	R/R	5-11	170	So.	Boca Raton, Fla./American Heritage
29	Ryan Kraft	LHP/OF	L/L	6-4	215	Fr.	Mokena, Ill./Lincoln-Way Central
30	Kip Fougerousse	C/IF	R/R	6-3	220	So.	Linton, Ind./Linton
31	Jack Walker	LHP	L/L	6-6	230	R-So.	New Palestine, Ind./New Palestine
32	Josh Pyne	IF/OF	R/R	6-1	190	Fr.	Bloomfield, Ind./Linton-Stockton
33	Joe Moran	RHP	R/R	6-0	220	Gr.+	Anderson, Ind./Anderson (Taylor)
34	Braydon Tucker	RHP	L/R	6-3	200	Sr.	Brazil, Ind./Northview
35	Matthew Ellis	C	L/R	6-4	240	R-Jr.	Waddy, Ky./Shelby County (Walters State C.C.)
36	Alexander Ogg	RHP	R/R	6-5	195	R-So.	Bedford Corners, N.Y./The Harvey School (Arizona State)
37	Ryan Gilbert	OF	R/L	6-5	235	Fr.	Chagrin Fall, Ohio/Kenston
38	Jake Skrine	IF	R/R	6-2	220	Sr.	Longmont, Colo./Mead
39	Blayne Deaton	RHP	L/R	6-6	195	R-So.	Lexington, Ky./Tates Creek
41	Ty Bothwell	LHP	L/L	5-10	200	R-Jr.	Hebron, Ind./Boone Grove
42	Costa Sirounis	RHP	L/R	6-6	235	R-Fr.	Munster, Ind./Munster
44	Bradley Brehmer	RHP	R/R	6-6	205	Sr.	Indianapolis, Ind./Decatur Central (Wright State)
45	John-Biagio Modugno	RHP	R/R	6-5	215	Jr.	Upper Saddle River, N.J./Don Bosco Prep
51	Alec Bolanowski	C	R/R	6-1	210	R-So.	Lakewood, Ill./Crystal Lake

- 22 Jeff Mercer - Head Coach (Fourth Season at Indiana, Fifth Overall; Wright State, 2009)  
 24 Derek Simmons - Assistant Coach/Recruiting Coordinator (Third Season; Georgia State, 2009)  
 25 Dustin Glant - Assistant Coach (First Season; Purdue, 2003)  
 13 Zach Weatherford - Volunteer Assistant Coach (First Season; Wright State, 2019)

**NOTE:** IU Athletics advanced players eligibility forward as normal in 2020-21. Any extra seasons of eligibility awarded due to COVID-19 will be recognized following a player's regular senior season. A "+" will be added to indicate the extra season.

### Alphabetical

#	Name	Pos.	B/T	Ht.	Wt.	Cl.
8	Appelwick, Evan	IF	6-0	195	R/R	Fr.
51	Bolanowski, Alec	C	6-1	210	R/R	R-So.
41	Bothwell, Ty	LHP	5-10	200	L/L	R-Jr.
44	Brehmer, Bradley	RHP	6-6	205	R/R	Sr.
10	Colopy, Morgan	OF	6-1	215	R/R	R-So.
39	Deaton, Blayne	RHP	6-6	195	L/R	R-So.
5	Doanes, Tyler	IF	5-10	205	R/R	Gr.
35	Ellis, Matthew	C	6-4	240	L/R	R-Jr.
30	Fougerousse, Kip	C/IF	6-3	220	R/R	So.
17	Gaffney, Brian	RHP	5-11	225	R/R	R-Fr.
37	Gilbert, Ryan	OF	6-5	235	R/L	Fr.
25	Glant, Dustin	Assistant Coach				
1	Glasser, Phillip	IF	6-0	200	L/R	Sr.
19	Goforth, Evan	IF	6-2	195	R/R	Fr.
2	Hayden, Luke	RHP	6-1	195	R/R	Fr.
18	Holderfield, Grant	LHP	6-2	210	L/L	Fr.
4	Jessee, Hunter	OF	6-0	190	L/L	Jr.
11	Johnson, Max	IF	6-1	180	S/R	Fr.
29	Kraft, Ryan	LHP/OF	6-4	215	L/L	Fr.
3	Mathison, Carter	OF	6-1	215	L/L	Fr.
22	Mercer, Jeff	Head Coach				
45	Modugno, John-Biagio	RHP	6-5	215	R/R	Jr.
33	Moran, Joe	RHP	6-0	220	R/R	Gr.+
28	Murrison, Sam	OF	5-11	170	R/R	So.
36	Ogg, Alexander	RHP	6-5	195	R/R	R-So.
23	Perkins, Jack	RHP	6-1	220	R/R	R-Jr.
17	Pitts, Scott	LHP	6-3	225	L/L	R-Fr.
15	Platt, David	RHP	6-3	225	R/R	R-So.
32	Pyne, Josh	IF/OF	6-1	190	R/R	Fr.
26	Schank, Tucker	OF	5-9	190	L/R	R-So.
6	Serruto, Peter	C	6-2	195	R/R	Sr.
27	Sharp, Reese	RHP	6-3	220	R/R	R-So.
24	Simmons, Derek	Assistant Coach				
42	Sirounis, Costa	RHP	6-6	235	L/R	R-Fr.
38	Skrine, Jake	IF	6-2	220	R/R	Sr.
14	Stahl, Nathan	RHP	6-3	215	R/R	Jr.
9	Tibbitts, Brock	C	6-4	215	R/R	Fr.
34	Tucker, Braydon	RHP	6-3	200	L/R	Sr.
7	Vecrumba, Ethan	OF	6-4	225	L/R	Jr.
31	Walker, Jack	LHP	6-6	230	L/L	R-So.
13	Weatherford, Zach	Assistant Coach				
16	Whalen, Bobby	OF	6-0	185	R/R	R-So.

### Program Quick Facts

School Information	
Location	Bloomington, Indiana
Population	85,071
Founded	1820
Enrollment	43,134
Nickname	Hoosiers
Colors	Cream and Crimson
Conference	Big Ten
University President	Pamela Whitten
Athletics Director	Scott Dolson
Faculty Athletics Representative	Dr. Kurt Zorn
Bart Kaufman Field	
Opened	March 20, 2013
	<i>Miami (Ohio); W, 15-1</i>
Record	160-57-1 (.736)
Capacity	4,000
Dimensions	330-370-400-380-340
Attendance Record	4,312
	<i>Stanford; 5/31/14 (NCAA Super Regional)</i>
Regular Season Attendance Record	3,862
	<i>Purdue; 5/4/14</i>
2021 Team Information	
Overall Record	26-18
<i>Home/Road/Neutral Site</i>	<i>14-6/10-10/2-2</i>
Big Ten Record (Finish)	26-18 (4th)
Position Starters Returning/Lost (25-plus starts)	2/5
Pitchers Returning/Lost (five-plus appearances)	5/7
Letterwinners Returning/Lost	15/18
Newcomers	18 (10 freshmen, 8 transfers)
Program Information	
First Year of Baseball	1895 (128th season)
First Year in Big Ten	1899
All-Time Record (Win %)	2,386-1,863-24 (.561)
All-Time Big Ten Record (Win %)	837-1,006-8 (.454)
Big Ten Championships (Last)	7 (2019)
Big Ten Tournaments (Last)	16 (2019)
Big Ten Tournament Record (Win %)	28-26 (.519)
Big Ten Tournament Championships (Last)	4 (2014)
NCAA Tournaments (Last)	9 (2019)
NCAA Super Regionals (Last)	1 (2013)
College World Series (Last)	1 (2013)

### Pronunciation Guide

Bradley <b>Brehmer</b>	brim-er
Morgan <b>Colopy</b>	coll-uh-P
Blayne <b>Deaton</b>	dee-tin
Tyler <b>Doanes</b>	dones (like Jones)
Kip <b>Fougerousse</b>	Few-jurs
Carter <b>Mathison</b>	math-uh-sun
John-Biagio <b>Modugno</b>	muh-dune-yo
Alexander <b>Ogg</b>	ahg
Josh <b>Pyne</b>	pine
Peter <b>Serruto</b>	suh-rue-toe
Costa <b>Sirounis</b>	suh-row-niss
Ethan <b>Vecrumba</b>	vuh-crum-buh
Bobby <b>Whalen</b>	way-lin


## Scorecard Summaries

2022 Statistics | Based on previous game

Pos.	Name	B/T	Yr.	Ht./Wt.	Avg.	R	H	RBI	Notes
C	Matthew Ellis	L/R	R-Jr.	6-4/240	.286	34	44	45	Attended Tennessee as a freshman, before two seasons at Walters State C.C.; Drove in 10 RBIs in a series at Missouri State (3/4-6) Tied for the Big Ten lead in home runs (13) and No. 5 in RBIs (45)
1B	Brock Tibbitts	R/R	Fr.	6-4/215	.272	34	41	34	Preseason Big Ten Freshman of the Year by Perfect Game; First collegiate hit was an RBI double in the middle game at Clemson (2/19) No. 3 among Big Ten rookies in RBIs (34); Ranks No. 2 among Big Ten freshman in home runs (8) behind teammate Carter Mathison
2B	Tyler Doanes	R/R	Gr.	5-10/205	.270	35	41	26	Spent first four seasons at West Virginia with 180 career starts; Led off middle game at Clemson (2/19) with a first-pitch home run Hit leadoff in the first 26 games of the season; Ranks No. 4 in the Big Ten in walks (30)
SS	Max Johnson	S/R	Fr.	6-1/180	.105	3	2	2	Made first collegiate start at Cincinnati (4/20) and walked three times; First collegiate hit came against Nebraska (4/23) Doubled to drive in two RBIs in the series finale with Nebraska (4/24) for his first career extra base hit and RBIs
3B	Josh Pyne	R/R	Fr.	6-1/190	.306	27	49	39	Started first 40 collegiate games at third base; Hit home runs in back-to-back games against Cincinnati (3/8) and Purdue Fort Wayne (3/9) Leads all Big Ten freshmen in RBIs (39) and ranks tied for No. 6 nationally among rookies
LF	Carter Mathison	L/L	Fr.	6-1/215	.256	36	34	34	Appeared in all 41 career games with 39 starts; Reached base five times at Clemson (2/18-20) for a .417 on-base percentage No. 3 among Big Ten rookies in RBIs (34); Leads all Big Ten rookies and is tied for No. 6 nationally among freshmen in home runs (10)
CF	Bobby Whalen	R/R	R-So.	6-0/185	.320	34	55	26	Reached base in 35 of 41 games; Ranks No. 3 in the Big Ten in stolen bases (21) and No. 8 in hits (55)
RF	Samuel Murrison	R/R	So.	5-11/190	.257	13	18	10	Posted multi-hit games in all three games at Rutgers (4/15-17); Led the team in hits in the season-opening series at Clemson (2/18-20) Started 19 of the last 28 games; Hit first career home run at Purdue-1 (4/10) Drove in eight RBIs and scored three runs in a three-game series at Purdue (4/9-10)
DH	Hunter Jessee	L/L	Jr.	6-0/190	.330	23	34	16	Reached base in 24 of 26 games started this season; Owns 21 walks and three HBP to 20 strikeouts on the year Homered twice against Kentucky (3/15); Led the team with a .625 average and .727 on-base percentage at Purdue (4/9-10)

## Pitching Probables

\* - Game started



23 | Jack Perkins | R-Jr. | RHP

### Quick Stats

	W-L	ERA	BAA	IP	SO/BB
2022	3-2	4.39	.205	55.1	62/32
Career	7-3	4.77	.205	103.2	114/72

### Last Three Appearances

4/9/22	at Purdue *	L, 0-17
6.0 IP, 8 H, 6 R, 6 ER, 4 BB, 3 K (Loss)		
4/16/22	at Rutgers *	L, 2-4
7.0 IP, 3 H, 1 R, 1 ER, 3 BB, 8 K (ND)		
4/1/22	Nebraska *	W, 8-7
6.1 IP, 6 H, 4 R, 4 ER, 4 BB, 8 K (Win)		



44 | Bradley Brehmer | Sr. | RHP

### Quick Stats

	W-L	ERA	BAA	IP	SO/BB
2022	4-2	5.40	.255	46.2	50/21
Career	19-10	4.73	.249	215.0	186/74

### Last Three Appearances

4/10/22	at Purdue-1 *	W, 10-3
4.1 IP, 7 H, 2 R, 2 BB, 6 K (ND)		
4/17/22	at Rutgers *	L, 9-10
4.1 IP, 10 H, 7 R, 7 ER, 2 BB, 3 K (ND)		
4/2/22	Nebraska *	W, 8-1
6.0 IP, 3 H, 1 R, 1 ER, 3 BB, 11 K (Win)		

Qui

## Career Situational Statistics

\* - Includes Totals from Previous School

### Runners On Base (H-AB)

Name	'19	'20	'21	'22	Total	Avg.
Colopy, Morgan	--	--	16-62	5-34	21-96	.219
Doanes, Tyler *	30-83	9-32	15-57	17-61	85-282	.301
Ellis, Matthew	--	--	--	25-85	25-85	.294
Fougerousse, Kip	--	--	13-52	2-12	15-64	.234
Glasser, Phillip *	22-74	10-19	19-64	20-64	71-221	.321
Goforth, Evan	--	--	--	1-8	1-8	.125
Jessee, Hunter	--	6-23	5-23	17-50	28-96	.292
Johnson, Max	--	--	--	2-9	2-9	.222
Mathison, Carter	--	--	--	18-64	18-64	.281
Murrison, Samuel	--	--	6-18	5-33	11-51	.216
Pyne, Josh	--	--	--	31-88	31-88	.352
Schank, Tucker	--	--	1-1	2-7	3-8	.375
Serrutto, Peter *	14-57	5-22	8-37	0-18	27-134	.201
Skrine, Jake	3-11	0-3	0-2	--	3-16	.188
Tibbitts, Brock	--	--	--	22-76	22-76	.289
Vecrumba, Ethan	--	2-15	4-12	0-1	6-28	.214
Whalen, Bobby	--	--	1-10	26-75	27-85	.318
<b>TOTAL</b>					<b>396-1,411</b>	<b>.281</b>

### Runners in Scoring Position (H-AB)

Name	'19	'20	'21	'22	Total	Avg.
Colopy, Morgan	--	--	10-44	3-21	13-65	.200
Doanes, Tyler *	18-53	6-20	14-37	12-40	61-183	.333
Ellis, Matthew	--	--	--	19-64	19-64	.297
Fougerousse, Kip	--	--	6-29	2-9	8-38	.211
Glasser, Phillip *	17-45	4-11	11-48	7-33	39-137	.285
Goforth, Evan	--	--	--	1-5	1-5	.200
Jessee, Hunter	--	1-2	3-13	8-27	12-42	.286
Johnson, Max	--	--	--	2-5	2-5	.400
Mathison, Carter	--	--	--	10-42	10-42	.238
Murrison, Samuel	--	--	1-8	3-23	4-31	.129
Pyne, Josh	--	--	--	23-59	23-59	.390
Schank, Tucker	--	--	1-1	1-4	2-5	.400
Serrutto, Peter *	9-32	4-17	3-27	0-12	16-88	.182
Skrine, Jake	2-9	0-1	0-1	--	2-11	.182
Tibbitts, Brock	--	--	--	12-48	12-48	.250
Vecrumba, Ethan	--	3-4	3-9	--	6-13	.462
Whalen, Bobby	--	--	1-4	17-52	18-56	.321
<b>TOTAL</b>					<b>248-892</b>	<b>.278</b>

## Inside The Series

### Scouting The Opponent

- Illinois is 21-17 overall coming off a series loss at Maryland and a midweek win at Bradley. In conference play, the Fighting Illini are 11-4 entering the weekend.
- In the Big Ten, Illinois is coming into the series with conference series wins against Michigan State (2-1), Purdue (3-0), Iowa (2-1) and Northwestern (3-0) and a series loss at Maryland (1-2).
- Cam McDonald leads the way for the Illinois offense, hitting .360 along with six home runs, 41 RBIs and 54 hits.
- Branden Comia leads the Fighting Illini in extra base hits (21), including six home runs and 13 doubles for 86 total bases. He is hitting an .329 on the season.
- Cole Kirschsieper sits among the Big Ten leaders in strikeouts (No. 5; 65), victories (No. 5; 5), WHIP (No. 5; 1.06) and hits per nine innings (No. 6; 6.48).
- Four different pitchers own at least one save on the season, with Joseph Glassey, Tommy Green and Ty Rybarczyk each with two saves on the season.

### Series Notes

- Friday will mark the 205th all-time meeting between Indiana and Illinois, with the first coming on May 12, 1896, in Champaign, Illinois. Overall, Illinois leads the series 119-84-1.
- The Fighting Illini won the initial meeting, 19-3, and would win the first 16 meetings between the two schools, which is the longest winning streak in the series.
- Indiana won five straight in the series from 1964-67 to mark its longest winning streak in the series.
- In the series, 82 games have been decided by two-or-fewer runs, with 57 one-run games in the all-time series. The Hoosiers are 25-31 in the one-run contests versus the Fighting Illini.
- Illinois is one of five Big Ten opponents to never allowed IU to score 20 runs in a game.
- In 2021, the Hoosiers and Fighting Illini met in a three-game series in Bloomington that saw a no hitter and a postponed game finished eight days later in 10 innings.

### Series History

Date	Location	Result
4/6/2012	Champaign, Ill.	W, 12-3
4/7/2012	Champaign, Ill.	L, 3-7
4/8/2012	Champaign, Ill.	L, 6-11
4/5/2013	Bloomington, Ind.	W, 3-2
4/6/2013	Bloomington, Ind.	W, 7-3
4/6/2013	Bloomington, Ind.	L, 2-3
4/25/2014	Champaign, Ill.	W, 9-3
4/26/2014	Champaign, Ill.	L, 1-2
4/27/2014	Champaign, Ill.	W, 11-3
4/17/2015	Champaign, Ill.	L, 1-5
4/18/2015	Champaign, Ill.	L, 3-6
5/13/2016	Bloomington, Ind.	L, 1-2
5/14/2016	Bloomington, Ind.	W, 3-1
5/15/2016	Bloomington, Ind.	W, 4-1
4/27/2018	Bloomington, Ind.	L, 2-3
4/28/2018	Bloomington, Ind.	W, 2-1
4/29/2018	Bloomington, Ind.	W, 9-2
5/23/2018	Omaha, Neb.	L, 1-7
5/25/2018	Omaha, Neb.	L, 4-5
5/3/2019	Champaign, Ill.	L, 0-4
5/4/2019	Champaign, Ill.	L, 1-3
5/5/2019	Champaign, Ill.	W, 9-2
4/9/2021	Bloomington, Ind.	W, 6-4
4/10/2021	Bloomington, Ind.	W, 8-0
5/18/2021	Bloomington, Ind.	L, 2-3





## 22 | Jeff Mercer



Fourth Season at Indiana  
Sixth Season as a Head Coach  
*Wright State, 2009*



The first three seasons of Jeff Mercer's tenure have been unprecedented for various reasons. The Indiana native is prepared to get the Hoosiers back into the NCAA Tournament for a second time during his tenure.

Mercer joined IU coaching legend Everett Dean as the only IU coaches to win a Big Ten title in their first year as a head coach in 2019 and headed to the NCAA Louisville Regional. The 2020 season was then cut short due to a global pandemic and 2021 featured the first conference-only slate in Big Ten history.

Mercer brought a winning background to Indiana. In his time as a head coach (2017-18) and an assistant coach (2014-16) at Wright State, he has been a part of three Horizon League regular season and conference tournament titles, three NCAA appearances, and a combined record of 199-92 (.684). The Raiders won four NCAA tournament games over those three appearances, having reached the regional finals twice.

The conference-only slate of 2021 produced just the second 20-plus win Big Ten effort in program history (2014) and a school-record 26 wins against B1G opponents. Twice during the season the Hoosiers won eight of nine games, including eight straight games after dropping the season opener. Grant Richardson was a first-team All-Big Ten pick, while Gabe Bierman (second team), McCade Brown (second team) and Cole Barr (third team) also earned all-conference honors.

In the Major League Baseball Draft, the Hoosiers saw its three weekend starting pitchers, closer and top two RBI producers selected. With four picks in the first 10 rounds, the 2021 edition marked the second time in program history that four Hoosiers were taken in the top 10 rounds (2009).

In the shortened 2020 season, Mercer led the Hoosiers to a 9-6 record overall. Indiana recorded three road victories over ranked teams, beating No. 11 LSU, No. 30 South Alabama and No. 17 East Carolina. IU also defeated in-state rival Purdue, 17-2.

Individually, Richardson posted a .424 batting average with three doubles, two triples, five home runs, 17 RBI and 21 runs scored over 15 games. The sophomore led the Big Ten in runs scored, home runs, slugging percentage and total bases. He finished among the top 20 nationally in runs per game (No. 5), total bases (No. 11), slugging percentage (No. 12) and RBIs (No. 19).

In his first season as head coach, Mercer led the Hoosiers to the 2019 Big Ten regular season title and earned Big Ten Coach of the Year. The conference title was the seventh in program history for IU and the first since 2014.

The Bargersville, Indiana, native became the first Big Ten head coach since 1982 (John Anderson, Minnesota) to win a regular season conference title in their first season as the skipper. He became just the second coach in IU history — any sport, men's or women's — to win an outright Big Ten championship in his or her first year. Everett Dean (1924-25) did it in baseball in his first year at the helm.

Indiana earned the No. 2 seed in the NCAA Louisville Regional and finished the season with an overall record of 37-23 and a Big Ten mark of 17-7. A school-record 10 Hoosiers were selected in the 2019 MLB Draft, led by outfield Matt Gorski. The highest drafted Hoosier since Kyle Schwarber (No. 4 overall) in 2014, Gorski was picked in the second round (57th overall) by the Pittsburgh Pirates.

Pitcher Andrew Saalfrank was named the Big Ten Pitcher of the Year and earned a spot on the All-Big Ten first team along with utility player Matt Lloyd. Scotty Bradley, Cole Barr and Gorski each made the second team. Elijah Dunham rounded out the all-conference honors with a third-team selection.

The first former student-athlete to be named head coach of the baseball program, Mercer led Wright State for two seasons and amassed 77 victories. In his two seasons at the helm, WSU won nearly 70 percent of its games and averaged 38.5 wins per season. The 2018 Horizon League Coach of the Year, the Raiders won the regular season and conference tournament title in the 2018 to earn a spot in the NCAA Stanford Regional. In 2017, Mercer's squad earned the programs first-ever national ranking.

The 2018 Horizon League champions, Wright State won eight of its last 10 games and 15 of its last 19 to close the season. The Raiders grabbed the tournament title with three-straight wins and outscored opponents 32-11 during the run. With a 39-17 overall record and a 22-6 league mark, WSU ranked No. 8 in the country in scoring (7.8 rpg) and stolen bases (110) and was No. 21 in on-base percentage (.394). The Raiders' .979 fielding percentage was No. 10 nationally.

Wright State was led by Horizon League Player of the Year Gabe Snyder, who paced the conference in home runs (15) and RBI (73), and was second in batting average (.359), missing the league's Triple Crown by one batting average point. Snyder was one of 11 Raiders who earned all-league honors, including five first team honorees (Snyder, Matt Morrow, Chase Slone, Peyton Burdick and Ryan Weiss), four second teamers (Seth Gray, JD Orr, Zane Harris and Derek Hendrixson) and two named to the freshman team (Harris and Quincy Hamilton).

Wright State saw three players drafted in the 2018 MLB Draft, each taken in the first 21 rounds, led by Weiss in the fourth round by the Arizona Diamondbacks (129th overall). Caleb Sampen (20th round) was picked by the Los Angeles Dodgers and Snyder (21st round) went to the Minnesota Twins.

Known for his strength as a recruiter, Mercer and his staff helped Wright State compiled its first-ever top 100 ranked recruiting class. The 2018 signing class was ranked 87th nationally.

WSU received its first-ever top 25 ranking in 2017 and finished the year at 38-21 and 21-9 in league action. Mercer's aggressiveness in the run game resulted in Wright State ranking No. 2 nationally with 130 stolen bases.

Weiss was selected as the 2017 Horizon League Freshman of the Year and first-team all-league along with Morrow. Pitcher Danny Sexton was named a second-team All-Horizon League along with Hendrixson and Gray. Both Weiss earned Freshman All-American and second-team ABCA All-Midwest selection.

Mercer, who was a two-time All-Horizon League honoree in 2008 and 2009, returned to the Raiders as an assistant coach in 2013 and promptly helped WSU set a then-school record for wins (43) in 2015. The Raiders followed that up with a program-record 46 victories.

He assisted then-head coach Greg Lovelady, who is now the head coach at UCF, and coached six players that were taken in the MLB Draft, including five in 2016. During Mercer's three years as an assistant, the Raiders had 30 All-Horizon League honorees, two Horizon League regular season and tournament titles and two NCAA appearances.

The program's recruiting coordinator, Mercer brought in a wealth of talent to one of the premier mid-major programs in the country. He also excelled in his role as hitting coach, with 47 home runs in 2016, its most in a season since 2009.

Prior to the return to his alma mater, Mercer spent two seasons as a volunteer assistant coach at Western Kentucky University (2012-13). While with the Hilltoppers, he worked with pitchers and outfielders, and was also instrumental in the development and organization of the programs camps.

His first Division I experience came at the University of Michigan as the volunteer assistant coach in 2011. During his time with the Wolverines, he worked with the catchers and outfielders.

Before his arrival in Ann Arbor, Mercer spent the 2010 season as the graduate assistant coach at Ohio Northern University where he was in charge of the infielders and hitters and was the recruiting coordinator.

As a student-athlete, Mercer began his career at the University of Dayton before transferring to Wright State. He was a two-time first team All-Horizon League honoree at first base and was named to third-team All-America in 2009 after hitting .357 with 26 doubles and 74 RBI. The Horizon League Player of the Year in 2009, he tied the WSU single-season record for RBIs, doubles, games played and games started to help the Raiders to the NCAA Fort Worth Regional.

### Personal

**Hometown:** Bargersville, Indiana  
**Wife:** Stephanie  
**Children:** Grace & Grady  
**College:** Wright State, 2009


### Coaching Career

2019- Indiana Head Coach  
2017-18 Wright State Head Coach  
2014-16 Wright State Assistant Coach  
2012-13 Western Kentucky Volunteer Assistant Coach  
2011 Michigan Volunteer Assistant Coach  
2010 Ohio Northern Graduate Assistant Coach

### Mercer's Year-by-Year

As a Head Coach		* - NCAA postseason canceled	
School	Record	Postseason	
2022 Indiana	18-23	--	
2021 Indiana	26-18	--	
2020* Indiana	9-6	--	
2019 Indiana	37-23	Big Ten Champions NCAA Regional NCAA Regional	
2018 Wright State	39-17	--	
2017 Wright State	38-21	--	
<b>IU</b>	<b>4th Season</b>	<b>90-70</b>	<b>1 NCAA Regional</b>
<b>Totals</b>	<b>6th Season</b>	<b>165-108</b>	<b>2 NCAA Regionals</b>

As an Assistant Coach			
2016 Wright State	46-17	NCAA Regional	
2015 Wright State	43-17	NCAA Regional	
2014 Wright State	35-22	NCAA Regional	
2013 WKU	28-29	--	
2012 WKU	25-33	--	
2011 Michigan	17-37	--	
2010 Ohio Northern	26-12	--	
<b>Totals</b>	<b>7 Seasons</b>	<b>220-167</b>	<b>3 NCAA Regionals</b>



@IndianaBase | #IUBase

## How It Was Won

(\* - Walk-off hit)

Below is a chart representing how the eventual game-winning run was recorded for Indiana in 2021.

Gm	Opponent	Final	Player	Inn.	Outs	Play	Score at Time
1	at Clemson	0-9	--				
2	at Clemson	4-19	--				
3	at Clemson	4-5 (10)	--				
4	vs. Arkansas	2-5	--				
5	vs. Louisiana-Lafayette	12-4	Mathison, Carter	3	--	Sacrifice fly	4-1
6	vs. Stanford	0-13	--				
7	Miami (Ohio)	15-2	Tibbitts, Brock	2	--	3-run home run	0-0
8	at Missouri State	7-9	--				
9	at Missouri State	12-3	Tibbitts, Brock	1	--	RBI single	3-0
10	at Missouri State	10-4	Mathison, Carter	1	2	2-run home run	4-0
11	Cincinnati	7-0	Ellis, Matthew	1	--	RBI base on balls	0-0
12	Purdue Fort Wayne	12-2	Pyne, Josh	4	2	2-run home run	1-0
13	at Troy	1-2	--				
14	at Troy-1	4-6	--				
15	at Troy-2	4-7	--				
16	Kentucky	20-7	Pyne, Josh	4	1	RBI double	7-4
17	Xavier	7-9	--				
18	Xavier	10-12	--				
19	Xavier-1	13-3	Whalen, Bobby	2	2	2-run home run	3-1
20	Xavier-2	7-13	--				
21	Evansville	14-17	--				
22	Evansville-1	6-5	Doanes, Tyler	4	2	Scored on an error	5-0
23	Evansville-2	6-5	Glasser, Phillip	7	2	RBI single	5-5
24	Northwestern	5-4	Ellis, Matthew	7	2	Scored on an error	4-2
25	Northwestern	6-7	--				
26	Northwestern	6-13	--				
27	at Evansville	4-8	--				
28	at Purdue	0-17	--				
29	at Purdue	10-3	Murrison, Samuel	4	1	RBI single	3-2
30	at Purdue	15-16	--				
31	at Indiana State	6-5	Doanes, Tyler	9	2	Solo home run	5-5
32	at Rutgers	3-5	--				
33	at Rutgers	2-4	--				
34	at Rutgers	9-10	--				
35	at Miami (Ohio)	7-9	--				
36	at Cincinnati	11-4	Mathison, Carter	5	1	RBI hit-by-pitch	4-1
37	Nebraska	8-7	Doanes, Tyler	7	2	RBI triple	7-4
38	Nebraska	8-1	Whalen, Bobby	2	2	2RBI double	
39	Nebraska	7-19	--				
40	vs. Butler	9-1	Doanes, Tyler	2	1	RBI triple	1-0
41	at Illinois State	3-1	Serruto, Peter	2	1	RBI ground out	1-0

## Indiana When...

	2020	2021	2022
Overall	9-6	26-18	18-23
vs. Top-10 Teams	--	--	0-2
vs. Top-25 Teams	3-3	--	--
Non-Conference	9-6	--	14-15
Big Ten	--	26-18	4-8
At Home	3-2	14-6	10-7
On the Road	3-3	10-10	6-14
At Neutral Sites	3-1	2-2	2-2
In Day Games	9-4	23-17	11-18
In Night Games	0-2	3-1	7-5
vs. Teams .500 Or Better	7-5	14-15	8-14
vs. Teams Worse Than .500	2-1	12-3	10-9
vs. Left-Handed Starter	2-2	9-9	7-4
vs. Right-Handed Starter	7-4	17-9	11-19
When Starter Receives Decision	7-4	17-13	11-13
When Reliever Receives Decision	2-2	9-5	7-10
When Starter Goes 5+ Innings	7-1	20-7	8-5
When Starter Goes <5 Innings	2-5	6-11	10-18
When Scoring First	6-1	20-3	11-9
When Opponent Scores First	3-5	6-15	7-14
When Leading After 6 Innings	9-0	22-2	16-4
When Trailing After 6 Innings	0-5	2-13	2-18
When Tied After 6 Innings	0-1	2-3	0-1
When Leading After 8 Innings	8-0	22-1	17-1
When Trailing After 8 Innings	0-6	1-13	1-20
When Tied After 8 Innings	--	1-3	0-1
In One-Run Games	1-1	4-7	5-5
In Two-Run Games	1-0	5-2	1-7
In 5+ Run Games	5-2	13-3	12-7
Weekend Series W-L-T	0-1-0	7-3-0	3-6-0
Series Sweeps/Times Swept	--	2/1	-/3
Scoring 0-2 Runs	0-2	3-10	0-6
Scoring 3-5 Runs	3-4	6-7	2-6
Scoring 6-9 Runs	3-0	12-1	7-8
Scoring 10+ Runs	3-0	5-0	9-3
Shutouts/Times Shut Out	--	4/1	1/3
In Extra Innings	--	1-2	0-1
Opponent Scores 4 Runs Or Less	8-0	22-7	13-2
Opponent Scores 5 Runs Or More	1-6	4-11	5-21
Out-Hitting Opponent	7-1	24-5	14-8
Out-Hit by Opponent	1-5	1-10	3-13
Hits Are Equal	1-0	1-3	1-2
Hitting A Home Run	6-4	16-8	15-12
Opponent Hits A Home Run	1-4	10-11	8-15
Errorless	0-1	14-4	9-8
Committing One Error	5-2	7-6	8-8
Committing 2+ Errors	4-3	5-8	1-7
Opponent is Errorless	4-2	8-10	6-9
Opponent Commits One Error	3-3	9-7	1-9
Opponent Commits 2+ Errors	2-1	9-1	11-5
Game 1 of Weekend	3-1	--	2-8
Game 2 of Weekend	2-2	--	5-5
Game 3 of Weekend	2-2	--	3-7
Monday	--	1-0	--
Tuesday	0-1	0-1	5-2
Wednesday	2-0	--	3-0
Thursday	--	--	0-1
Friday	3-1	8-5	2-6
Saturday	2-2	8-8	3-5
Sunday	2-2	9-4	5-9

**NOTE:** Big Ten played a conference-only schedule in 2020

## Career Game-Winning Plays

WO = Walk-off game-winning play

	'19	'20	'21	'22	WO	Total		'19	'20	'21	'22	WO	Total
Colopy, Morgan	--	--	1	--	--	1	Murrison, Samuel	--	--	--	1	--	1
Doanes, Tyler	--	--	--	4	--	4	Pyne, Josh	--	--	--	2	--	2
Ellis, Matthew	--	--	--	2	--	2	Serruto, Peter	--	--	--	1	--	1
Fougerousse, Kip	--	--	2	--	--	2	Tibbitts, Brock	--	--	--	2	--	2
Glasser, Phillip	--	--	--	1	--	1	Vecrumba, Ethan	--	--	1	--	--	1
Mathison, Carter	--	--	--	3	--	3	Whalen, Bobby	--	--	--	2	--	2



## Big Ten Update

### Standings

	B1G	Pct.	GB	Overall	Pct.	Home	Away	Neutral	L10	Streak
1. Rutgers	12-3	.800	-	33-9	.786	15-3	18-6	--	7-3	W2
2. Maryland	9-3	.750	1.5	33-8	.805	17-1	15-6	1-1	8-2	W3
3. Illinois	11-4	.733	1	21-17	.553	10-3	8-8	3-6	7-3	W1
4. Iowa	8-4	.667	2.5	24-13	.649	11-5	8-5	5-3	7-3	W1
Michigan	8-4	.667	2.5	22-16	.579	10-5	9-8	3-3	8-2	L1
6. Northwestern	6-6	.500	4.5	19-17	.528	12-2	6-14	1-1	6-4	W1
7. Penn State	7-8	.467	5	18-21	.426	8-7	5-9	5-5	6-4	W1
8. Nebraska	5-7	.417	5.5	17-23	.425	9-10	6-10	2-3	5-5	W3
9. Purdue	4-6	.400	5.5	23-13	.639	10-6	2-7	11-0	3-7	W1
<b>10. Indiana</b>	<b>4-7</b>	<b>.333</b>	<b>6.5</b>	<b>18-23</b>	<b>.439</b>	<b>10-7</b>	<b>6-14</b>	<b>2-2</b>	<b>5-5</b>	<b>W2</b>
11. Michigan State	3-9	.250	7.5	18-21	.426	8-6	5-12	5-3	7-3	W3
12. Ohio State	3-10	.231	8	13-23	.361	6-5	3-15	4-3	3-7	W1
13. Minnesota	2-10	.167	8.5	12-27	.308	10-12	1-13	1-2	3-7	W1

### Schedule/Results

*all times eastern*

#### Tuesday, April 26

Indiana 9, vs. Butler 1  
at Iowa 11, Western Illinois 1  
at Maryland 18, Navy 10  
Michigan State 6, vs. Notre Dame 2  
South Dakota State 12, at Minnesota 6  
at Nebraska 8, Kansas State 6  
at Northwestern 8, Milwaukee 0  
Bucknell 8, at Penn State 7  
at Purdue 6, Valparaiso 5  
at Rutgers 18, Hofstra 1

#### Wednesday, April 27

Illinois 9, at Bradley 6  
Indiana 3, at Illinois State 1  
at Michigan State 7, Purdue Fort Wayne 4  
at Minnesota 9, St. Thomas 0  
at Nebraska 14, Omaha 3  
Penn State 8, at West Virginia 4

#### Weekend 11 (April 29-May 1)

Indiana hosts Illinois 7 p.m./2 p.m./1 p.m.  
Maryland hosts Northwestern 6:30 p.m./2 p.m./1 p.m.  
Michigan State hosts Minnesota 6:30 p.m./4 p.m./1 p.m.  
Ohio State hosts Rutgers 6 p.m./3 p.m./Noon  
Nebraska hosts Iowa 8 p.m./3 p.m./1 p.m.  
Penn State hosts Omaha 6 p.m./6 p.m./1 p.m.  
Purdue hosts Michigan 6 p.m./6 p.m./2 p.m.

## Honors Tracker

### Bradley Brehmer, RHP

Perfect Game Top 75 Seniors (No. 65)  
Big Ten Pitcher of the Week (March 28)

### Morgan Colopy, OF

Round Rock Classic All-Tournament Team

### Matthew Ellis, C

Big Ten Preseason Players to Watch

### Ryan Gilbert, OF

Big Ten Preseason Players to Watch  
Perfect Game Top 75 Freshmen (No. 60)

### Phillip Glasser, IF

Big Ten Preseason Players to Watch  
D1Baseball Top 50 Collegiate Shortstop (No. 40)  
Perfect Game Top 75 Seniors (No. 15)  
Round Rock Classic All-Tournament Team

### Carter Mathison, OF

Baseball America Preseason Big Ten Freshman of the Year

### John-Biagio Modugno, RHP

Big Ten Preseason Players to Watch  
D1Baseball Top 150 Collegiate Starting Pitcher (No. 82)  
D1Baseball 2022 Collegiate MLB Draft Prospect (No. 115)  
Perfect Game Top 100 Junior (No. 83)

### Jack Perkins, RHP

Perfect Game Top 75 Seniors (No. 53)

### Josh Pyne, IF

Big Ten Freshman of the Week (April 25)

### Brock Tibbits, C

Perfect Game Preseason Big Ten Freshman of the Year

### Bobby Whalen, OF

Round Rock Classic All-Tournament Team

## National Rankings (2022 Season)

Hitting	NCAA	B1G	Total	Hitting	Name	NCAA	B1G	Total	Pitching	Name	NCAA	B1G	Total
Base on Balls	27	3	212	Base on Balls	Tyler Doanes	87	4	30	Complete Games	--	--	--	--
Batting Average	142	7	0.276		Carter Mathison	106	6	29	Earned Run Average	--	--	--	--
Doubles	169	10	67		Matthew Ellis	128	8	28	Games Started	Jack Perkins	24	2	10
Doubles Per Game	201	11	1.63	Batting Average	Phillip Glasser	223	12	0.348	Hit Batters	Bradley Brehmer	13	1	13
Hit by Pitch	210	10	38	Doubles	--	--	--	--		Jack Perkins	18	2	12
Hits	78	3	390	Hit by Pitch	--	--	--	--		Ryan Kraft	38	3	11
Home Runs	46	3	53	Hits	Bobby Whalen	117	8	55	Hits Per Nine Innings	Jack Perkins	79	8	6.83
Home Runs Per Game	54	3	1.29	Home Runs	Matthew Ellis	34	1	13	Pitching Appearances	Grant Holderfield	63	2	20
On Base Percentage	93	5	0.382		Carter Mathison	109	5	10	Saves	Braydon Tucker	111	4	4
Runs	51	3	296	On Base Percentage	--	--	--	--		Reese Sharp	256	13	2
Sacrifice Bunts	232	10	8	Runs	--	--	--	--		Grant Holderfield	256	13	2
Sacrifice Flies	222	11	12	Runs Batted In	Matthew Ellis	48	5	45	Strikeout-to-Walk Ratio	--	--	--	--
Scoring	69	5	7.2		Josh Pyne	141	9	39	Strikeouts	Jack Perkins	103	10	62
Slugging Percentage	87	5	0.453	Sacrifice Bunts	--	--	--	--	Strikeouts Per Nine Innings	--	--	--	--
Stolen Bases	66	2	55	Sacrifice Flies	--	--	--	--	Victories	--	--	--	--
Stolen Bases Per Game	88	3	1.34	Slugging Percentage	--	--	--	--	WHIP	--	--	--	--
Triples	50	4	12	Stolen Bases	Bobby Whalen	23	3	21	Walks Per Nine Innings	--	--	--	--
Triples Per Game	64	5	0.29	Total Bases	--	--	--	--					
<b>Pitching</b>	<b>NCAA</b>	<b>B1G</b>	<b>Total</b>	Toughest to Strike Out	--	--	--	--					
Earned Run Average	243	13	6.93	Triples	Bobby Whalen	67	3	3					
Hit Batters	4	1	80										
Hits Allowed Per Nine Innings	114	5	9.27										
Shutouts	120	7	1										
Strikeout-to-Walk Ratio	186	13	1.77										
Strikeouts Per Nine Innings	16	2	10.6										
WHIP	217	13	1.7										
Walks Allowed Per Nine Innings	273	13	6.02										
<b>Fielding</b>	<b>NCAA</b>	<b>B1G</b>	<b>Total</b>										
Fielding Percentage	23	2	0.978										
Double Plays	232	9	19										
Double Plays Per Game	260	12	0.46										

## News and Notes

### Perkins a Steady Hand

- Redshirt-sophomore **Jack Perkins** has made 10 starts in 2022 and has found some consistency as the year has progressed.
- After a season-opening start at Clemson (2/19) went just 3 2/3 innings, Perkins has given the Cream and Crimson at least six innings in seven of his last eight outings.
- On the year, he has fanned at least six batters in seven of his 10 starts and allowed three-or-fewer runs in seven outings.
- At Rutgers (April 16), Perkins tossed a career-best seven innings to hold the Big Ten's top offense to just one run on three hits. He fanned eight on a career-high 120 pitches.

### Ellis Providing the Power

- Redshirt-junior **Matthew Ellis** came from Walters State Community College where he hit 17 home runs with 4 multi-home run games as a sophomore.
- Ellis has brought that power with him to B-Town, as he is tied for the Big Ten lead in home runs (13).
- The left-handed hitting catcher has three multi-home games on his resume, in 2022 (*at Missouri State and versus Purdue Fort Wayne and Kentucky*).
- From March 1-6, Ellis hit .438 with 12 RBIs, six runs scored and seven hits over four games. He had five extra base hit, walked twice and was hit-by-pitch once.

### Doanes Doing Work

- On the surface, **Tyler Doanes'** batting average is not what you would expect, but dig deeper and he has been a catalyst for IU this season.
- He has reached base in 31 of 38 games, and has been on base multiple times in 26 of those contests.
- His .270 average (41-of-152) is bolstered by a team-best 30 walks and two hit-by-pitch for a .390 on-base percentage.
- Assuming a 56-game season, Doanes is on pace for nearly 50 runs scored, 60 hits and 50 walks.

### Rookies are Raking

- With three freshmen in the every day starting lineup, Indiana is on the younger side of the spectrum in the Big Ten.
- That also leads to opportunity for the young hitters to make an imprint on the program and **Carter Mathison** and **Brock Tibbitts** are doing just that.
- Mathison hit his 10th home run of the season against Nebraska and Tibbitts sits at eight long balls, which are the top two rookie marks in the B1G.
- No freshman teammates have ever reached the 10-home run mark in the same season, with Mathison just the four IU rookie to ever reach the mark:

HR	Name	Year
14	Alex Dickerson	2009
11	Mike Sabo	1985
11	Micah Johnson	2010
10	Carter Mathison	2022

- Add **Josh Pyne** into the mix and the numbers become more impressive. Pyne (39) leads all B1G freshmen in runs batted in and Mathison (34) and Tibbitts (34) are tied for No. 3 in the conference among rookies.

### Pyne Planting Roots

- Josh Pyne** saw his 15-game hitting streak come to an end on Sunday, April 3 versus Northwestern, the longest streak for an IU hitter since 2014.
- Since 2005, Pyne's streak is tied for the ninth longest, just behind 16-game streaks from **Dustin DeMuth** and **Brad Hartong** in 2014.
- During the streak, the right-handed hitter batted .397 with 13 runs scored and 20 RBIs. He hit his first three career home runs and added six doubles.
- Though the hitting streak ended, Pyne ran his reached base streak for the next three weeks. It ended versus Butler at 29 games, the longest by a true freshman since at least 2005.
- Overall, the streak ranks as the third longest streak since 2005 and the longest since **Sam Travis'** 30-game streak in 2012.

Name	Dates
45 Dustin DeMuth (Sr.)	Feb. 15-May 13, 2014
30 Sam Travis (So.)	Feb. 17-April 07, 2012
<b>29 Josh Pyne (Fr.)</b>	<b>March 8-April 24</b>
27 Sam Travis (Jr.)	March 26-May 13, 2014
27 Alex Dickerson (So.)	Feb. 19-April 06, 2010
25 Matt Lloyd (Sr.)	Feb. 26-April 10, 2019
24 Logan Sowers (Sr.)	April 15-May 25, 2018
23 Matt Lloyd (Jr.)	Feb. 23-April 07, 2018
23 Luke Miller (So.)	March 04-April 11, 2017
23 Dustin DeMuth (So.)	April 15-May 26, 2012

### Holderfield Holding Steady

- When situations get tight on the mound, Indiana has turned to freshman **Grant Holderfield**.
- The rookie ranks tied for No. 5 among Division I freshmen in pitching appearances this season (20), which sits No. 3 among all pitchers in the Big Ten.
- Holderfield is 2-3 with two saves on the season and has amassed 36 innings over his 20 appearances. Opponents hit just .236 against the sideminer.
- In 152 batters faced, he has allowed 18 walks and hit five batters to go along with 47 punchouts.
- The left-hander has stranded all 13 base runners on the year, including the bases loaded three times (*Kentucky, 3/15; Evansville, 3/20 and at Purdue-1, 4/10*).

### MLB Opening Day

- Three former Indiana student-athletes are among MLB active rosters as Opening Day kicked off the 2022 season on April 7.
- Alex Dickerson** (Atlanta Braves), **Scott Effross** (Chicago Cubs) and **Kyle Schwarber** (Philadelphia Phillies) are all on big league rosters.
- Minor League Baseball (MiLB) will also be full of Hoosiers once rosters are finalized, including a fresh crop from the 2021 draft.
- Of the six drafted IU student-athletes in 2021, four were taken in the first 10 rounds. It marked the second time in program history IU saw four players go in before the start of the 11th round.
- All three weekend starters - **McCade Brown** (3rd round), **Gabe Bierman** (7th round) and **Tommy Sommer** (10th round) were taken, while closer **Matt Litwicki** (10th round) was also selected.
- Positionally, third baseman **Cole Barr** (15th round) and center fielder **Grant Richardson** (17th round) were also picked up.

## Hitting Totals/Streaks

MULTI-HIT GAMES	2	3	4	5+	2022	Career
Whalen, Bobby	13	2	2	--	17	17
Pyne, Josh	10	5	--	--	15	15
Glasser, Phillip	9	5	1	--	15	*55
Doanes, Tyler	11	1	1	--	13	*52
Ellis, Matthew	4	7	--	--	11	11
Tibbitts, Brock	6	2	2	--	10	10
Mathison, Carter	8	1	--	--	9	9
Jessee, Hunter	5	2	1	--	8	12
Colopy, Morgan	2	2	--	--	4	14
Murrison, Samuel	1	1	--	--	2	6
---						
Fougerousse, Kip	--	--	--	--	--	7
Serruto, Peter	--	--	--	--	--	*10
<b>TEAM</b>	<b>69</b>	<b>28</b>	<b>7</b>	<b>--</b>	<b>104</b>	

MULTI-RBI GAMES	2	3	4	5+	2022	Career
Mathison, Carter	8	2	1	--	11	11
Ellis, Matthew	4	5	1	1	11	11
Tibbitts, Brock	8	--	1	1	10	10
Pyne, Josh	4	4	2	--	10	10
Doanes, Tyler	5	--	1	--	6	*29
Whalen, Bobby	2	4	--	--	6	6
Glasser, Phillip	4	1	--	--	5	*17
Jessee, Hunter	2	1	--	--	3	4
Colopy, Morgan	1	1	--	--	2	6
Murrison, Samuel	--	1	--	1	2	2
Fougerousse, Kip	1	1	--	--	2	6
Schank, Tucker	1	--	--	--	1	2
Johnson, Max	1	--	--	--	1	1
---						
Serruto, Peter	--	--	--	--	--	*6
Vecrumba, Ethan	--	--	--	--	--	2
<b>TEAM</b>	<b>41</b>	<b>20</b>	<b>6</b>	<b>3</b>	<b>70</b>	

HITTING STREAKS	Current	2022 Long	Career
Pyne, Josh	--	15	15
Whalen, Bobby	1	8	8
Ellis, Matthew	4	8	8
Glasser, Phillip	4	6	*10
Doanes, Tyler	3	6	*14
Tibbitts, Brock	--	6	6
Colopy, Morgan	--	6	9
Murrison, Samuel	1	6	6
Mathison, Carter	2	5	5
Jessee, Hunter	2	5	8
Johnson, Max	--	2	2
Fougerousse, Kip	--	1 (2x)	^ 3
Schank, Tucker	--	1	^ 2
Serruto, Peter	--	1	*5 (2x)
Gofroth, Evan	1	1	1
---			
Skrine, Jake	--	--	2
Vecrumba, Ethan	--	--	3

REACHED BASED	Current	2022 Long	Career
Pyne, Josh	--	29	29
Glasser, Phillip	13	20	20
Mathison, Carter	8	15	15
Whalen, Bobby	1	13	13
Ellis, Matthew	7	12	12
Doanes, Tyler	3	11	*16
Jessee, Hunter	2	10	10
Colopy, Morgan	--	10	11
Tibbitts, Brock	3	8	8
Murrison, Samuel	7	7	7
Gofroth, Evan	4	4	4
Vecrumba, Ethan	--	3	3 (3x)
Johnson, Max	--	2	1
Fougerousse, Kip	2	2	6
Serruto, Peter	--	2	*10
Schank, Tucker	--	1	^ 2
---			
Skrine, Jake	--	--	2 (2x)

\* - Includes totals from previous school

^ - Streak spanned 2021 & 2022 seasons





## Going Yard

Below is a listing of home runs for the 2022 season, including expanded data for those home runs hits at home.

Gm	Name	Inn.	On Base	Exit Velocity	Launch Angle	Distance
2	Doanes, Tyler ^	1	--	101.3	24	395 feet
2	Ellis, Matthew	1	--	118.3	22	368 feet
3	Glasser, Phillip	1	--	100.5	26	420 feet
5	Ellis, Matthew !	2	--	112.5	29	413 feet
5	Colopy, Morgan	6	--	107.0	31	403 feet
7	Tibbitts, Brock	2	2	96.0	31	382 feet
7	Fougerousse, Kip	2	2	104.6	35	434 feet
7	Ellis, Matthew	4	1	94.4	42	338 feet
7	Tibbitts, Brock !	5	--	108.2	28	432 feet
8	Colopy, Morgan	7	--	104.7	28	422 feet
8	Mathison, Carter !	8	--	102.0	25	404 feet
9	Ellis, Matthew	2	--	111.3	34	485 feet
9	Ellis, Matthew	7	2	105.3	24	446 feet
10	Mathison, Carter	1	1	104.1	31	392 feet
11	Tibbitts, Brock	5	--	107.9	18	350 feet
11	Pyne, Josh	5	--	104.1	21	351 feet
12	Pyne, Josh	4	1	102.9	31	379 feet
12	Ellis, Matthew	7	1	107.3	28	410 feet
12	Ellis, Matthew	8	--	105.3	30	396 feet
15	Tibbitts, Brock !	3	--	106.8	26	458 feet
16	Ellis, Matthew	1	2	95.9	27	394 feet
16	Jessee, Hunter	2	--	106.1	29	427 feet
16	Ellis, Matthew !	3	--	112.4	22	436 feet
16	Jessee, Hunter !	5	--	104.3	30	406 feet
16	Mathison, Carter !	7	--	108.0	21	433 feet
16	Colopy, Morgan	8	1	110.5	34	426 feet
17	Pyne, Josh	6	1	103.7	23	417 feet
18	Ellis, Matthew	8	1	106.6	41	441 feet
19	Whalen, Bobby	2	1	102.2	24	417 feet
19	Mathison, Carter	3	1	103.7	34	403 feet
19	Tibbitts, Brock !	6	--	103.0	35	370 feet
20	Mathison, Carter	4	2	101.8	25	394 feet
21	Tibbitts, Brock !	3	--	105.8	29	426 feet
21	Doanes, Tyler	3	1	96.5	26	389 feet
22	Ellis, Matthew	1	1	111.1	22	424 feet
26	Ellis, Matthew	3	--	106.2	26	444 feet
26	Mathison, Carter	9	--	106.0	28	432 feet
27	Whalen, Bobby	2	--	102.7	31	--
29	Murrison, Samuel	3	1	103.1	19	398 feet
29	Tibbitts, Brock	8	1	108.5	19	398 feet
30	Glasser, Phillip	1	1	98.1	26	382 feet
30	Jessee, Hunter	4	1	104.0	23	383 feet
30	Pyne, Josh	5	2	102.4	30	427 feet
30	Murrison, Samuel	6	2	100.0	20	390 feet
31	Mathison, Carter \$	9	2	--	--	--
31	Doanes, Tyler	9	--	--	--	--
34	Mathison, Carter	5	3	--	--	--
36	Tibbitts, Brock	2	1	103.6	40	389 feet
36	Mathison, Carter !	4	--	102.8	27	406 feet
36	Doanes, Tyler	4	--	107.3	23	418 feet
37	Pyne, Josh	4	2	102.9	26	398 feet
38	Mathison, Carter !	3	--	93.4	37	396 feet
40	Ellis, Matthew !	2	--	107.7	28	433 feet

53 total home run in 2022

! - Home run led off an inning

^ - Leadoff home run (bottom/top 1st)

\* - Walk-off home run

\$ - Pinch hit home run

**NOTE:** Data not available for games at Indiana State, Miami (Ohio) and Rutgers.

## The Last Time...

# - Big Ten Tournament | % - NCAA Regional | ^ - NCAA Super Regional | \$ - College World Series

### AN INDIANA TEAM...

Won 15+ Consecutive Games . . . . .	18 - March 10-April 6, 2013
Won 10+ Consecutive Games . . . . .	12 - February 28-March 22, 2015
Won 10+ Consecutive Big Ten Games . . . . .	10 - March 28-April 25, 2014
Won 5+ Consecutive Big Ten Games . . . . .	7 - March 7-19, 2021
Lost 5+ Consecutive Games . . . . .	5 - May 16-23, 2021
Lost 5+ Consecutive Big Ten Games . . . . .	5 - May 16-23, 2021
Swept a Three-Game Series . . . . .	Minnesota; April 23-25, 2021
<i>at Home</i> . . . . .	Minnesota; April 23-25, 2021
<i>on The Road</i> . . . . .	at Maryland; May 1-3, 2015
Swept a Non-Conference Three-Game Series . . . . .	Evansville; April 13-14, 2019
<i>at Home</i> . . . . .	Evansville; April 13-14, 2019
<i>on The Road</i> . . . . .	at Florida A&M; March 16-17, 2007
Swept a Three-Game Big Ten Series . . . . .	Minnesota; April 23-25, 2021
<i>at Home</i> . . . . .	Minnesota; April 23-25, 2021
<i>on The Road</i> . . . . .	at Maryland; May 1-3, 2015
<b>Was Swept in a Three-Game Series</b> . . . . .	<b>at Rutgers; April 15-17, 2022</b>
<i>at Home</i> . . . . .	Minnesota; April 22-23, 2011
<i>on The Road</i> . . . . .	<b>at Rutgers; April 15-17, 2022</b>
<b>Was Swept in a Three-Game Non-Conference Series</b> . . . . .	<b>at Troy; March 11-13, 2022</b>
<i>at Home</i> . . . . .	Minnesota; April 22-23, 2011
<i>on The Road</i> . . . . .	<b>at Troy; March 11-13, 2022</b>
<b>Was Swept in a Three-Game Big Ten Series</b> . . . . .	<b>at Rutgers; April 15-17, 2022</b>
<i>at Home</i> . . . . .	Minnesota; April 22-23, 2011
<i>on The Road</i> . . . . .	<b>at Rutgers; April 15-17, 2022</b>
<b>Played An Extra-Inning Game</b> . . . . .	<b>L, 4-5 (10 innings) - at Clemson; February 20, 2022</b>
<i>Won An Extra-Inning Game</i> . . . . .	W, 5-3 (11 innings) - at Rutgers; May 8, 2021
<b>Lost An Extra-Inning Game</b> . . . . .	<b>L, 4-5 (10 innings) - at Clemson; February 20, 2022</b>
Played Three Consecutive Extra-Inning Games . . . . .	March 15-17, 2011; vs. Jacksonville (W, 7-6; 10 innings), vs. UMass (W, 11-10; 11 innings), vs. Bucknell (L, 4-5; 10 innings)
Played Consecutive Extra-Inning Games . . . . .	April 2 & 4, 2017; Nebraska (T, 1-1; 11 innings), Ball State (W, 3-2; 11 innings)
Won Consecutive Extra-Inning Games . . . . .	March 15-16, 2011; vs. Jacksonville (W, 7-6; 10 innings), vs. UMass (W, 11-10; 11 innings)
Won on a Walk-Off . . . . .	W, 6-4 - Illinois; April 9, 2021
<i>Collin Hopkins two-run home run in the ninth inning</i>	
Won Consecutive Games Via A Walk-Off . . . . .	April 11 & 13, 2012; Indiana State (W, 8-7), Michigan State (W, 3-2)
<i>Chris Sujka RBI bunt single in the ninth inning</i>	
<i>Michael Basil scored on wild pitch in ninth inning</i>	

### AN INDIANA OFFENSE...

Scored 40+ Runs . . . . .	45 - Butler; April 11, 1996
Scored 30+ Runs . . . . .	30 - IU-Southeast; April 30, 1997
Scored 25+ Runs . . . . .	27 - Butler; March 23, 2016
<b>Scored 20+ Runs</b> . . . . .	<b>20 - Kentucky; March 15, 2022</b>
<b>Scored 15+ Runs</b> . . . . .	<b>15 - at Purdue-2; April 10</b>
Scored 10+ Runs In An Inning . . . . .	11 (7th inning) - Butler; March 23, 2016
Scored 9+ Runs In An Inning . . . . .	9 (5th inning) - Minnesota; April 15, 2017
Scored 8+ Runs In An Inning . . . . .	8 (2nd inning) - Minnesota; April 25, 2021
Had 30+ Hits . . . . .	N/A
Had 25+ Hits . . . . .	27 - Michigan; April 4, 2010
<b>Had 20+ Hits</b> . . . . .	<b>22 - at Purdue-2; April 10, 2022</b>
Had 20+ Hits in Back-to-Back Games . . . . .	N/A
Had 7+ Home Runs . . . . .	9 - at Maryland; March 30, 2019
<b>Had 6+ Home Runs</b> . . . . .	<b>6 - Kentucky; March 15, 2022</b>
<b>Had 5+ Home Runs</b> . . . . .	<b>6 - Kentucky; March 15, 2022</b>
<b>Hit Back-To-Back Home Runs</b> . . . . .	<b>9th Inning, Carter Mathison (3-run)/Tyler Doanes (solo) - at Indiana State; April 12, 2022</b>
Hit Back-To-Back-To-Back Home Runs . . . . .	3rd Inning, Kyle Schwarber (two-run), Sam Travis (solo) and Scott Donley (solo) - at Iowa; May 3, 2009
Had 3+ Triples . . . . .	3 - vs. Valparaiso; March 2, 2008
<b>Had 9+ Doubles</b> . . . . .	<b>9 - Kentucky; March 15, 2022</b>
<b>Had 8+ Doubles</b> . . . . .	<b>9 - Kentucky; March 15, 2022</b>
<b>Had 7+ Doubles</b> . . . . .	<b>9 - Kentucky; March 15, 2022</b>
<b>Had 6+ Doubles</b> . . . . .	<b>9 - Kentucky; March 15, 2022</b>
Had 15+ Walks . . . . .	16 - Ball State; April 18, 2018
<b>Had 10+ Walks</b> . . . . .	<b>10 - Miami (Ohio); March 1, 2022</b>
Had 10+ Stolen Bases . . . . .	12 - Indiana State; April 18, 2006
Had 9+ Stolen Bases . . . . .	9 - at North Florida; March 14, 2007
Had 8+ Stolen Bases . . . . .	8 - vs. South Alabama; February 18, 2018
Didn't Strikeout in a Game . . . . .	Iowa; April 1, 2012
Had Two or Fewer Strikeouts . . . . .	2 - Xavier-1; March 20, 2022
<b>Was Shut Out</b> . . . . .	<b>vs. Stanford (0-13); February 27, 2022</b>
<i>at Home</i> . . . . .	Penn State (0-3); April 5, 2019
<b>on The Road</b> . . . . .	<b>at Clemson (0-9); February 18, 2022</b>
<b>Neutral Site</b> . . . . .	<b>vs. Stanford (0-13); February 27, 2022</b>
<i>Back-To-Back Games</i> . . . . .	May 20-21, 2016 (at Nebraska [0-2], at Nebraska [0-3])
<i>Three-Straight Games</i> . . . . .	April 23-24, 1954 (Ohio State [0-2], Ohio State [0-5], Ohio State [0-8])



## AN INDIANA PITCHING STAFF...

Threw a No-Hitter	McCade Brown (5 IP); Braydon Tucker (4 IP); Illinois, April 10, 2021
Held Opponent To 1 Hit	Penn State; March 13, 2021
Held Opponent To 2 Hits	Cincinnati; March 8, 2022
Struck Out 20+ Batters	21 - Ball State; April 18, 2018
Struck Out 15+ Batters	15 - vs. Butler; April 26, 2022
Did Not Issue A Walk	Cincinnati; March 8, 2022
Shut Out An Opponent	Cincinnati (7-0); March 8, 2022
at Home	Cincinnati (7-0); March 8, 2022
on The Road	at Northwestern (4-0); April 18, 2021
Neutral Site Game	vs. Washington (1-0); March 18, 2019
Postseason Game	vs. Texas Southern (6-0); June 2, 2018 %
Back-To-Back Shutouts	2014 (Western Kentucky [1-0], Michigan State [7-0])
Three Straight Shutouts	March 24-26, 1988 (at Butler [14-0], at Rose-Hulman [10-0], at Rose-Hulman [2-0])
Four Straight Shutouts	April 6-10, 1937 (Carleton [8-0], DePauw [7-0], Miami (Ohio) [10-0], Miami (Ohio) [7-0])
Shut Out A Big Ten Opponent	Ohio State (2-0); May 24, 2021
at Home	Ohio State (2-0); May 24, 2021
on The Road	at Northwestern (4-0); April 18, 2021
Neutral Site	vs. Michigan (5-0); May 22, 2014 #

## AN INDIANA BATTER HAD...

Hit for the Cycle	Josh Phegley; Valparaiso, March 2, 2008
Walk-Off Hit	Collin Hopkins (2-run HR); Illinois, April 9, 2021
Walk-Off Home Run	Collin Hopkins (2-run HR); Illinois, April 9, 2021
8+ At-Bats	8 - Jeremy Houston; Ball State, April 18, 2018
5 Hits	5 - Grant Richardson; at Maryland, March 30, 2019
4+ Hits	4 - Hunter Jessee; vs. Butler; April 26, 2022
2+ Hits In An Inning	Reggie Watson (bottom third; double & grand slam); Iowa, April 18, 2004
6 Runs Scored	6 - Jay Brant; Shawnee State, March 30, 2005
5+ Runs Scored	5 - Drew Ashley; at Maryland, March 31, 2019
4+ Runs Scored	4 - Drew Ashley; at Michigan State, March 27, 2021
3+ Doubles	3 - Phillip Glasser; Kentucky, March 15, 2022
2+ Triples	2 - Casey Rodriguez; College of Charleston, February 28, 2015
4 Home Runs	4 - Byron Bradley; Tri-State, March 5, 1992
3+ Home Runs	3 - Grant Richardson; Maryland, March 30, 2019
2+ Home Runs	2 - Matthew Ellis & Hunter Jessee; Kentucky, March 15, 2022
Inside-The-Park Home Run	Matt Gorski; at Purdue, April 25, 2018
Pinch Hit Home Run	Carter Mathison (9th inning, 3-run HR); at Indiana State, April 12, 2022
Leadoff Home Run (Top or bottom of 1st inning)	Tyler Doanes; at Clemson, February 19, 2022
Hit a Grand Slam	Carter Mathison; at Rutgers, April 17, 2022
A Walk-Off Grand Slam	Logan Kaletha; vs. South Alabama, February 18, 2018
10+ RBIs	Never
9+ RBIs	9 - Mike Smith; Milwaukee, March 1, 1992
8+ RBIs	N/A
7+ RBIs	7 - Matt Ellis; at Missouri State, March 5, 2022
15+ Total Bases	15 - Josh Phegley; at Northwestern, March 24, 2017
10+ Total Bases	10 - Matt Ellis; at Missouri State, March 5, 2022
5+ Walks	5 - Logan Sowers; Ball State, April 18, 2018
4+ Walks	4 - Jeremy Houston; vs. Nebraska, May 9, 2021
3+ Walks	3 - Brock Tibbitts; at Illinois State, April 27, 2022
4+ Stolen Bases	4 - Micah Johnson; Evansville, March 27, 2011
3+ Stolen Bases	3 - Bobby Whalen; Cincinnati, March 8, 2022
Stole Home	Hunter Jessee (7th Inning); vs. Butler, April 26, 2022
3+ Hit By Pitches	3 - Michael Basil; at Michigan State, April 14, 2013

## AN INDIANA PITCHER HAD...

A Perfect Game	N/A
A No-Hitter	McCade Brown (5 IP); Braydon Tucker (4 IP); Illinois, April 10, 2021
A Complete Game No-Hitter	N/A
A Complete Game (9 Inn.)	Gabe Bierman; vs. Nebraska, May 9, 2021
A Complete-Game Shutout	Kyle Hart (9.0 IP); Georgia Southern, April 21, 2012
at Home	Kyle Hart (9.0 IP); Georgia Southern, April 21, 2012
on The Road	Tyler Tufts (7.0 IP); at Penn State, April 29, 2006
Neutral Site	Pauly Milto (9.0 IP); vs. Texas Southern, June 2, 2018 %
Big Ten Game	Tyler Tufts (7.0 IP); at Penn State, April 29, 2006
as a Freshman	Tyler Tufts (7.0 IP); at Penn State, April 29, 2006
Postseason Game	Pauly Milto (9.0 IP); vs. Texas Southern, June 2, 2018 %
16 Strikeouts	16 - McCade Brown; Penn State, March 13, 2021
15+ Strikeouts	16 - McCade Brown; Penn State, March 13, 2021
10+ Strikeouts	11 - Bradley Brehmer; Nebraska, April 23, 2022

## AN INDIANA DEFENSE...

Turned 5+ Double Plays	6 - at Michigan State; May 17, 2008
Turned 4+ Double Plays	4 - vs. Texas A&M; June 3, 2018 %
Turned 3+ Double Plays	3 - at Purdue-1; April 10, 2022
Turned A Triple Play	vs. Radford; May 30, 2015 %
Had 5+ Errors	5 - vs. Nebraska; May 8, 2021
Had 4+ Errors	5 - vs. Nebraska; May 8, 2021
Threw Out 3 Base Runners	4 - Northern Illinois; March 17, 2018

## Hit It Hard

### Top 10 Exit Velocities

Below is a listing of the top-10 hardest hit balls by IU in 2022.

Exit Velocity	Name	Opponent	Result
118.31	Ellis, Matthew	at Clemson (2/19)	Home Run
116.95	Jessee, Hunter	Nebraska (4/22)	Out
115.52	Ellis, Matthew	at Evansville (4/5)	Single
114.87	Ellis, Matthew	Cincinnati (3/8)	Out
113.44	Ellis, Matthew	Xavier (3/17)	Single
113.03	Ellis, Matthew	Evansville (3/27)	Fielder's Choice
112.59	Ellis, Matthew	at Purdue-2 (4/10)	Single
112.54	Ellis, Matthew	Louisiana-Lafayette (2/26)	Home Run
112.54	Ellis, Matthew	at Purdue-2 (4/10)	Single
112.35	Ellis, Matthew	Kentucky (3/15)	Home Run

**NOTE:** Data not available for games at Indiana State or Rutgers.

### Individual Exit Velocities

Below is a listing of each IU student-athlete's average and top exit velocity of the 2022 season.

Name	Top EV	Average EV
Colopy, Morgan	111.44	87.44
Doanes, Tyler	107.31	86.15
Ellis, Matthew	118.31	93.17
Fougerousse, Kip	104.60	81.73
Glasser, Phillip	106.26	90.77
Goforth, Evan	104.38	87.37
Jessee, Hunter	116.95	86.53
Johnson, Max	94.64	76.70
Mathison, Carter	107.96	88.42
Murrison, Sam	103.54	79.45
Pyne, Josh	107.30	84.95
Schank, Tucker	95.48	90.00
Serruto, Peter	99.32	77.51
Tibbitts, Brock	111.25	89.50
Whalen, Bobby	110.66	87.57

**NOTE:** Data not available for games at Indiana State or Rutgers.

### Barrel Count

Below is a listing of each IU student-athlete's total barreled balls in 2022.

Name	Barrels
Colopy, Morgan	6
Doanes, Tyler	3
Ellis, Matthew	15
Fougerousse, Kip	1
Glasser, Phillip	6
Jessee, Hunter	3
Mathison, Carter	10
Murrison, Sam	1
Pyne, Josh	6
Tibbitts, Brock	16
Whalen, Bobby	4

**NOTE:** A barreled ball is 98-plus exit velocity and a 10-35 degree launch angle. Barreled balls include only balls put in play... Data not available for games at Indiana State or Rutgers.



## Season Statistics

Record: 18-23 Home: 10-7 Away: 6-14 Neutral: 2-2 Big Ten: 4-8

Player	avg	gp-gs	ab	r	h	2b	3b	hr	rbi	tb	slg%	bb	hp	so	gdp	ob%	sf	sh	sb-att	po	a	e	fld%
1 Glasser, Phillip	.348	35-35	141	35	49	11	2	2	17	70	.496	23	5	20	2	.453	1	0	3-4	41	63	2	.981
4 Jessee, Hunter	.330	35-26	103	23	34	1	1	3	16	46	.447	21	3	20	1	.457	0	0	6-7	13	0	0	1.000
16 Whalen, Bobby	.320	41-41	172	34	55	10	3	2	26	77	.448	16	5	29	3	.392	1	0	21-23	63	0	1	.984
32 Pyne, Josh	.306	40-40	160	27	49	11	1	5	39	77	.481	14	2	35	4	.367	1	0	0-1	20	66	5	.945
35 Ellis, Matthew	.286	41-41	154	34	44	5	0	13	45	88	.571	28	6	46	9	.413	1	0	1-1	280	22	2	.993
9 Tibbitts, Brock	.272	41-39	151	34	41	10	1	8	34	77	.510	25	3	30	4	.383	1	0	4-4	256	7	3	.989
5 Doanes, Tyler	.270	40-40	152	35	41	4	2	4	26	61	.401	30	2	29	1	.390	3	2	10-12	75	82	1	.994
3 Mathison, Carter	.256	41-39	133	36	34	8	1	10	34	74	.556	29	6	42	1	.404	3	0	7-9	53	3	2	.966
-----																							
28 Murrison, Samuel	.257	26-19	70	13	18	2	0	2	10	26	.371	8	1	22	2	.338	1	2	1-1	50	1	0	1.000
26 Schank, Tucker	.250	7-0	8	1	2	0	0	0	2	2	.250	0	0	3	1	.250	0	0	0-0	0	0	0	.000
10 Colopy, Morgan	.236	23-20	72	13	17	3	1	3	7	31	.431	8	2	35	1	.329	0	0	1-1	45	0	1	.978
11 Johnson, Max	.105	6-6	19	3	2	1	0	0	2	3	.158	5	0	10	0	.292	0	1	1-1	7	16	0	1.000
30 Fougousse, Kip	.080	12-8	25	1	2	0	0	1	5	5	.200	0	1	13	0	.115	0	0	0-0	18	3	3	.875
19 Goforth, Evan	.071	11-3	14	3	1	1	0	0	1	2	.143	1	2	6	0	.235	0	0	0-0	3	5	0	1.000
6 Serruto, Peter	.028	20-11	36	1	1	0	0	0	3	1	.028	1	0	10	1	.054	0	3	0-0	125	8	0	1.000
7 Vecrumba, Ethan	.000	10-1	2	3	0	0	0	0	1	0	.000	3	0	2	0	.600	0	0	0-0	0	0	0	.000
51 Bolanowski, Alec	.000	1-0	0	0	0	0	0	0	0	0	.000	0	0	0	0	.000	0	0	0-0	2	0	0	1.000
Totals	.276	41	1412	296	390	67	12	53	268	640	.453	212	38	352	30	.382	12	8	55-64	1063	306	32	.977
Opponents	.262	41	1391	295	364	73	11	44	272	591	.425	237	80	419	16	.396	12	10	39-43	1071	403	52	.966

LOB - Team (315), Opp (372). DPs turned - Team (19), Opp (40). IBB - Team (4), Ellis 4. Picked off - Doanes 2, Jessee 2, Glasser 1, Whalen 1, Mathison 1.

### (All games Sorted by Earned run avg)

Player	era	w-l	app	gs	cg	sho	sv	ip	h	r	er	bb	so	2b	3b	hr	b/avg	wp	hp	bks	sfa	sha
23 Perkins, Jack	4.39	3-2	10	10	0	0/0	0	55.1	42	33	27	32	62	8	1	3	.205	9	12	2	2	1
44 Brehmer, Bradley	5.40	4-2	11	8	0	0/0	0	46.2	47	30	28	21	50	9	0	2	.255	5	13	0	2	0
-----																						
34 Tucker, Braydon	4.72	1-3	15	2	0	0/0	4	34.1	32	18	18	23	41	9	1	1	.248	3	4	0	2	0
18 Holderfield, Grant	5.00	2-3	20	2	0	0/1	2	36.0	33	24	20	18	47	3	1	4	.236	0	5	0	1	1
31 Walker, Jack	5.02	1-0	6	1	0	0/0	0	14.1	12	8	8	11	15	2	1	1	.226	2	5	0	0	1
41 Bothwell, Ty	5.46	1-1	13	0	0	0/0	0	28.0	23	19	17	22	35	6	1	5	.223	4	5	0	0	1
2 Hayden, Luke	5.95	4-0	13	4	0	0/1	0	19.2	16	14	13	20	18	4	1	1	.229	12	2	0	1	1
29 Kraft, Ryan	9.51	2-1	16	1	0	0/0	0	29.1	37	32	31	23	39	7	2	7	.294	2	11	0	1	1
27 Sharp, Reese	9.62	0-6	15	1	0	0/1	2	33.2	36	36	36	21	49	9	0	8	.269	7	5	0	1	2
14 Stahl, Nathan	10.07	0-2	11	5	0	0/1	0	19.2	26	22	22	12	26	5	0	2	.325	1	5	1	2	0
45 Modugno, John-Biagio	10.20	0-3	14	7	0	0/1	0	30.0	45	40	34	19	31	8	3	7	.344	4	7	0	0	2
15 Platt, David	10.80	0-0	4	0	0	0/0	0	3.1	3	4	4	7	3	1	0	0	.250	1	3	0	0	0
17 Gaffney, Brian	13.50	0-0	2	0	0	0/0	0	0.2	0	1	1	1	0	0	0	0	.000	3	1	0	0	0
33 Moran, Joe	37.80	0-0	4	0	0	0/0	0	3.1	12	14	14	7	3	2	0	3	.545	1	2	0	0	0
Totals	6.93	18-23	41	41	0	1/1	8	354.1	364	295	273	237	419	73	11	44	.262	54	80	3	12	10
Opponents	6.20	23-18	41	41	0	3/3	12	357.0	390	296	246	212	352	67	12	53	.276	36	38	3	12	8

PB - Team (13), Ellis 6, Serruto 4, Tibbitts 3, Opp (13). Pickoffs - Team (2), Ellis 1, Stahl 1, Opp (7). SBA/ATT - Ellis (31-32), Serruto (8-11), Brehmer (8-8), Hayden (7-8), Sharp (5-5), Modugno (4-5), Kraft (4-4), Bothwell (3-4), Perkins (3-3), Stahl (1-2), Moran (2-2), Holderfield (1-1), Tucker (1-1).

## Big Ten Only Statistics

Record: 4-8 Home: 3-3 Away: 1-5 Big Ten: 4-8

Player	avg	gp-gs	ab	r	h	2b	3b	hr	rbi	tb	slg%	bb	hp	so	gdp	ob%	sf	sh	sb-att	po	a	e	fld%
1 Glasser, Phillip	.417	9-9	36	8	15	4	1	1	6	24	.667	6	1	5	1	.500	1	0	3-3	13	18	0	1.000
4 Jessee, Hunter	.378	12-10	37	11	14	0	0	1	7	17	.459	12	1	9	0	.540	0	0	1-1	8	0	0	1.000
32 Pyne, Josh	.354	12-12	48	10	17	6	1	2	13	31	.646	6	0	7	1	.426	0	0	0-1	4	21	2	.926
16 Whalen, Bobby	.352	12-12	54	11	19	3	1	0	6	24	.444	4	1	10	0	.407	0	0	7-7	18	0	1	.947
3 Mathison, Carter	.333	12-12	39	12	13	3	0	3	10	25	.641	10	2	13	0	.481	1	0	2-3	14	1	1	.938
28 Murrison, Samuel	.290	11-9	31	5	9	0	0	2	8	15	.484	6	0	9	1	.405	0	1	0-0	26	0	0	1.000
5 Doanes, Tyler	.216	12-12	51	4	11	1	1	0	7	14	.275	1	1	8	0	.236	2	0	1-1	29	27	1	.982
9 Tibbitts, Brock	.204	12-12	49	7	10	2	0	1	7	15	.306	4	2	7	1	.291	0	0	2-2	82	2	0	1.000
35 Ellis, Matthew	.186	12-12	43	8	8	1	0	1	6	12	.279	8	3	14	4	.345	1	0	0-0	93	10	1	.990
-----																							
11 Johnson, Max	.200	3-3	10	2	2	1	0	0	2	3	.300	1	0	5	0	.273	0	1	0-0	3	9	0	1.000
26 Schank, Tucker	.200	4-0	5	0	1	0	0	0	2	1	.200	0	0	1	1	.200	0	0	0-0	0	0	0	.000
6 Serruto, Peter	.143	4-2	7	0	1	0	0	0	0	1	.143	1	0	2	0	.250	0	0	0-0	15	0	0	1.000
10 Colopy, Morgan	.000	3-2	4	0	0	0	0	0	0	0	.000	0	0	4	0	.000	0	0	0-0	4	0	0	1.000
7 Vecrumba, Ethan	.000	4-1	2	1	0	0	0	0	0	0	.000	0	0	2	0	.000	0	0	0-0	0	0	0	.000
Totals	.288	12	416	79	120	21	4	11	74	182	.438	59	11	96	9	.387	5	2	16-18	311	94	8	.981
Opponents	.300	12	424	106	127	20	4	16	101	203	.479	68	34	113	5	.431	5	4	13-13	315	125	9	.980

LOB - Team (99), Opp (118). DPs turned - Team (7), Opp (12). IBB - Team (2), Ellis 2. Picked off - Mathison 1, Jessee 1.

### (Big Ten games only Sorted by Earned run avg)

Player	era	w-l	app	gs	cg	sho	sv	ip	h	r	er	bb	so	2b	3b	hr	b/avg	wp	hp	bks	sfa	sha
23 Perkins, Jack	4.62	1-1	4	4	0	0/0	0	25.1	21	13	13	13	23	2	0	1	.223	4	8	0	1	1
44 Brehmer, Bradley	4.95	1-1	4	4	0	0/0	0	20.0	27	13	11	7	28	5	0	0	.310	2	6	0	1	0
-----																						
17 Gaffney, Brian	0.00	0-0	1	0	0	0/0	0	0.1	0	0	0	0	0	0	0	0	.000	0	0	0	0	0
41 Bothwell, Ty	2.70	0-0	3	0	0	0/0	0	6.2	7	2	2	3	3	2	1	2	.269	0	1	0	0	0
45 Modugno, John-Biagio	3.86	0-0	3	1	0	0/0	0	7.0	5	3	3	6	9	0	0	1	.192	0	2	0	0	0
18 Holderfield, Grant	6.94	2-2	7	1	0	0/0	0	11.2	15	12	9	5	17	1	1	0	.313	0	2	0	1	1
34 Tucker, Braydon	9.00	0-1	5	0	0	0/0	3	8.0	11	8	8	5	7	3	1	1	.344	0	0	0	1	0
27 Sharp, Reese	9.64	0-2	4	0	0	0/0	1	9.1	11	10	10	5	12	5	0	3	.275	2	1	0	0	0
31 Walker, Jack	22.50	0-0	1	0	0	0/0	0	2.0	3	5	5	3	2	0	0	1	.333	0	2	0	0	0
14 Stahl, Nathan	24.30	0-1	2	2	0	0/0	0	3.1	6	9	9	4	4	0	0	1	.400	0	0	0	0	0
29 Kraft, Ryan	27.00	0-0	3	0	0	0/0	0	5.0	12	15	15	5	5	1	1	5	.480	1	5	0	1	1
2 Hayden, Luke	27.00	0-0	3	0	0	0/0	0	2.2	6	8	8	7	2	1	0	0	.500	8	2	0	0	1
15 Platt, David	27.00	0-0	2	0	0	0/0	0	1.1	1	4	4	5	0	0	0	0	.250	1	3	0	0	0
33 Moran, Joe	36.00	0-0	1	0	0	0/0	0	1.0	2	4	4	0	1	0	0	1	.400	0	2	0	0	0
Totals	8.77	4-8	12	12	0	0/0	4	103.2	127	106	101	68	113	20	4	16	.300	18	34	0	5	4
Opponents	5.57	8-4	12	12	0	1/1	4	105.0	120	79	65	59	96	21	4	11	.288	7	11	2	5	2

PB - Team (4), Ellis 4, Opp (5). Pickoffs - Team (1), Stahl 1, Opp (2). SBA/ATT - Ellis (12-12), Brehmer (3-3), Perkins (2-2), Sharp (2-2), Hayden (2-2), Kraft (2-2), Serruto (1-1), Holderfield (1-1), Tucker (1-1).



## Team Game-by-Game (Hitting)

Date	Opponent	ab	r	h	rbi	2b	3b	hr	tb	bb	ibb	sb	cs	hbp	sac	sf	gdp	k	po	a	e	lob	avg
Feb 18	at Clemson	29	0	3	0	0	0	0	3	3	0	0	0	1	0	0	0	12	24	7	2	6	.103
Feb 19	at Clemson	34	4	7	4	2	0	2	15	4	0	2	0	1	0	0	0	10	24	6	1	8	.159
Feb 20	at Clemson	40	4	9	4	2	0	1	14	9	0	1	0	1	0	0	0	9	29	9	0	16	.184
Feb 25	vs Arkansas	32	2	6	1	1	1	0	9	3	0	2	0	0	1	0	2	16	27	10	1	7	.185
Feb 26	vs Louisiana-Lafayette	38	12	9	12	4	0	2	19	7	0	2	0	1	0	1	0	12	27	12	2	8	.197
Feb 27	vs Stanford	25	0	5	0	1	0	0	6	2	0	0	0	1	0	0	1	9	18	5	2	7	.197
Mar 01	MIAMI (OHIO)	34	15	13	15	0	2	4	29	10	0	1	1	0	0	0	1	6	27	7	1	5	.224
Mar 04	at Missouri State	35	7	8	5	1	0	2	15	4	0	1	0	1	1	0	1	8	24	6	1	7	.225
Mar 05	at Missouri State	43	12	16	12	4	0	2	26	4	0	2	1	1	0	1	0	10	27	9	1	10	.245
Mar 06	at Missouri State	37	10	12	7	1	1	1	18	4	0	1	0	1	0	0	2	7	27	5	0	5	.254
Mar 08	CINCINNATI	30	7	5	6	0	0	2	11	9	0	4	0	1	0	0	0	6	27	5	0	9	.247
Mar 09	PURDUE FORT WAYNE	35	12	14	9	2	0	3	25	6	0	2	1	2	1	0	1	4	27	8	0	8	.260
Mar 11	at Troy	29	1	5	1	0	0	0	5	6	0	1	2	0	0	0	1	15	24	8	1	7	.254
Mar 13	at Troy	32	4	6	3	2	0	0	8	1	0	1	0	1	0	0	1	7	24	8	1	3	.249
Mar 13	at Troy	35	4	9	4	1	0	1	13	3	0	0	0	2	0	0	0	8	24	2	0	9	.250
Mar 15	KENTUCKY	46	20	23	19	9	0	6	50	8	1	0	0	2	0	0	1	8	27	5	0	12	.271
Mar 17	XAVIER	34	7	5	6	0	0	1	8	8	0	4	0	1	0	0	0	8	27	8	2	9	.264
Mar 19	XAVIER	38	10	9	9	1	1	1	15	5	0	0	0	1	0	0	0	11	27	6	0	7	.262
Mar 20	XAVIER	32	13	13	11	1	0	3	23	8	0	4	0	2	0	2	4	2	27	11	0	7	.269
Mar 20	XAVIER	37	7	9	7	2	0	1	14	4	0	0	0	0	0	0	1	6	27	9	2	7	.268
Mar 25	EVANSVILLE	40	14	16	12	2	1	2	26	6	1	1	0	0	1	0	1	9	27	7	2	6	.275
Mar 27	EVANSVILLE	32	6	8	5	2	0	1	13	3	0	1	0	0	1	0	0	8	27	7	1	6	.274
Mar 27	EVANSVILLE	28	6	8	5	1	1	0	11	5	0	1	1	1	0	0	2	10	27	6	1	4	.274
*Apr 01	NORTHWESTERN	33	5	8	4	2	0	0	10	7	1	0	0	1	0	0	0	13	27	8	1	12	.273
*Apr 02	NORTHWESTERN	32	6	8	6	3	0	0	11	4	0	0	1	1	1	0	1	7	27	6	0	5	.272
*Apr 03	NORTHWESTERN	35	6	9	6	1	0	2	16	8	0	1	0	1	0	0	0	4	27	8	0	11	.272
Apr 05	at Evansville	35	4	10	4	1	0	1	14	5	0	0	0	1	0	0	0	7	24	5	2	10	.272
*Apr 09	at Purdue	28	0	3	0	0	0	0	3	3	0	1	0	0	0	0	1	13	24	12	2	4	.267
*Apr 10	at Purdue	32	10	10	9	0	0	2	16	9	0	3	1	3	0	1	3	5	27	8	1	8	.269
*Apr 10	at Purdue	49	15	22	15	1	1	4	37	2	0	3	0	0	0	0	0	7	24	10	1	9	.277
Apr 12	at Indiana State	30	6	4	6	1	0	2	11	5	0	1	1	1	0	0	0	12	27	8	0	3	.273
*Apr 15	at Rutgers	31	3	8	2	2	0	0	10	5	1	1	0	0	0	1	1	7	24	6	1	7	.273
*Apr 16	at Rutgers	31	2	6	2	1	0	0	7	6	0	2	0	1	0	1	1	9	24	8	0	10	.271
*Apr 17	at Rutgers	38	9	11	8	3	0	1	17	6	0	2	0	0	0	1	0	8	26	8	1	9	.271
Apr 19	at Miami (Ohio)	35	7	10	7	1	0	0	11	5	0	0	0	1	0	1	0	9	24	5	0	8	.272
Apr 20	at Cincinnati	35	11	9	10	2	0	3	20	9	0	2	0	2	1	0	2	6	27	13	0	9	.271
*Apr 22	NEBRASKA	33	8	12	8	3	1	1	20	1	0	1	0	2	1	1	1	6	27	5	1	6	.274
*Apr 23	NEBRASKA	37	8	13	7	1	1	1	19	3	0	1	0	0	0	0	1	5	27	6	0	8	.276
*Apr 24	NEBRASKA	37	7	10	7	4	1	0	16	5	0	1	0	2	0	0	0	12	27	9	0	10	.276
Apr 26	vs Butler	33	9	12	8	1	1	1	18	3	0	3	0	1	0	2	0	10	27	6	0	6	.278
Apr 27	at Illinois State	33	3	7	2	1	0	0	8	4	0	2	0	0	0	0	0	11	27	9	1	7	.276
Totals		1412	296	390	268	67	12	53	640	212	4	55	9	38	8	12	30	352	1063	306	32	315	.276



## Team Game-by-Game (Pitching)

Date	Opponent	ip	h	r	er	bb	so	2b	3b	hr	wp	bk	hbp	dp	ibb	score	w-l	sv	era
Feb 18	at Clemson	8.0	9	9	7	8	17	0	0	1	4	0	1	1	0	0-9	0-1	0	7.88
Feb 19	at Clemson	8.0	13	19	17	16	16	2	0	1	4	1	6	0	0	4-19	0-2	0	13.50
Feb 20	at Clemson	9.2	7	5	5	12	8	1	0	1	1	0	1	0	0	4-5	0-3	0	10.17
Feb 25	vs Arkansas	9.0	9	5	3	4	6	3	1	0	0	0	1	0	0	2-5	0-4	0	8.31
Feb 26	vs Louisiana-Lafayette	9.0	6	4	4	5	10	1	1	0	0	1	1	1	0	12-4	1-4	0	7.42
Feb 27	vs Stanford	6.0	14	13	13	5	5	5	0	0	2	0	0	0	0	0-13	1-5	0	8.88
Mar 01	MIAMI (OHIO)	9.0	4	2	2	8	16	2	0	0	1	0	1	2	0	15-2	2-5	0	7.82
Mar 04	at Missouri State	8.0	9	9	9	4	7	1	0	2	0	0	2	1	0	7-9	2-6	0	8.10
Mar 05	at Missouri State	9.0	4	3	3	8	13	1	0	0	0	0	2	2	0	12-3	3-6	0	7.49
Mar 06	at Missouri State	9.0	6	4	4	5	5	1	0	1	0	0	2	0	0	10-4	4-6	0	7.12
Mar 08	CINCINNATI	9.0	2	0	0	0	14	0	0	0	1	0	0	0	0	7-0	5-6	0	6.44
Mar 09	PURDUE FORT WAYNE	9.0	5	2	2	7	10	2	0	0	0	0	2	0	0	12-2	6-6	0	6.05
Mar 11	at Troy	8.0	5	2	2	3	7	2	0	0	1	0	1	0	0	1-2	6-7	0	5.77
Mar 13	at Troy	8.0	6	6	6	4	1	2	0	0	3	0	3	0	0	4-6	6-8	0	5.84
Mar 13	at Troy	8.0	5	7	7	6	11	3	0	0	1	0	2	0	0	4-7	6-9	0	5.97
Mar 15	KENTUCKY	9.0	10	7	7	5	15	1	1	1	0	0	2	0	0	20-7	7-9	1	6.04
Mar 17	XAVIER	9.0	9	9	8	4	10	2	0	2	4	0	0	0	0	7-9	7-10	1	6.16
Mar 19	XAVIER	9.0	17	12	12	4	13	5	0	2	1	0	0	0	0	10-12	7-11	1	6.50
Mar 20	XAVIER	9.0	11	3	3	2	8	2	0	1	0	0	2	3	0	13-3	8-11	1	6.31
Mar 20	XAVIER	9.0	11	13	12	8	10	1	0	2	2	0	1	0	0	7-13	8-12	1	6.61
Mar 25	EVANSVILLE	9.0	13	17	12	9	13	3	0	4	0	1	1	0	0	14-17	8-13	1	6.87
Mar 27	EVANSVILLE	9.0	6	5	5	4	9	2	0	2	0	0	5	0	0	6-5	9-13	2	6.79
Mar 27	EVANSVILLE	9.0	11	5	5	7	11	2	0	1	1	0	2	0	0	6-5	10-13	2	6.70
*Apr 01	NORTHWESTERN	9.0	7	4	4	4	5	1	0	0	0	0	2	0	0	5-4	11-13	3	6.59
*Apr 02	NORTHWESTERN	9.0	13	7	7	1	9	4	1	0	3	0	5	0	0	6-7	11-14	3	6.60
*Apr 03	NORTHWESTERN	9.0	10	13	13	8	15	3	0	2	0	0	4	0	0	6-13	11-15	3	6.86
Apr 05	at Evansville	8.0	6	8	5	9	14	0	0	2	4	0	4	1	0	4-8	11-16	3	6.82
*Apr 09	at Purdue	8.0	11	17	17	9	5	2	0	1	6	0	7	0	0	0-17	11-17	3	7.22
*Apr 10	at Purdue	9.0	11	3	1	3	10	0	0	0	1	0	1	3	0	10-3	12-17	4	7.00
*Apr 10	at Purdue	8.0	15	16	16	8	7	2	1	2	3	0	1	1	0	15-16	12-18	4	7.34
Apr 12	at Indiana State	9.0	10	5	5	4	11	4	1	2	1	0	0	0	0	6-5	13-18	5	7.26
*Apr 15	at Rutgers	8.0	7	5	2	5	6	0	0	2	0	0	3	1	0	3-5	13-19	5	7.12
*Apr 16	at Rutgers	8.0	5	4	4	5	10	0	1	0	1	0	2	0	0	2-4	13-20	5	7.04
*Apr 17	at Rutgers	8.2	14	10	10	3	8	3	0	3	0	0	0	0	0	9-10	13-21	5	7.14
Apr 19	at Miami (Ohio)	8.0	9	9	9	4	11	3	1	0	2	0	2	0	0	7-9	13-22	5	7.22
Apr 20	at Cincinnati	9.0	8	4	4	7	7	1	1	2	1	0	1	0	0	11-4	14-22	5	7.13
*Apr 22	NEBRASKA	9.0	9	7	7	5	13	0	0	2	0	0	2	0	0	8-7	15-22	6	7.12
*Apr 23	NEBRASKA	9.0	5	1	1	5	16	3	0	0	0	0	1	0	0	8-1	16-22	7	6.96
*Apr 24	NEBRASKA	9.0	20	19	19	12	9	2	1	4	4	0	6	2	0	7-19	16-23	7	7.28
Apr 26	vs Butler	9.0	5	1	1	6	15	1	0	1	2	0	0	1	0	9-1	17-23	7	7.11
Apr 27	at Illinois State	9.0	7	1	0	1	13	0	1	0	0	0	1	0	0	3-1	18-23	8	6.93
Totals		354.1	364	295	273	237	419	73	11	44	54	3	80	19	0	296-295	18-23	8	6.93



## Non-Starter Statistics

Player	avg	gp-gs	ab	r	h	2b	3b	hr	rbi	tb	slg%	bb	hp	so	gdp	ob%	sf	sh	sb-att	po	a	e	fld%
9 Tibbitts, Brock	.500	2-0	4	0	2	0	0	0	1	2	.500	0	0	0	0	.500	0	0	0-0	8	0	0	1.000
6 Serruto, Peter	.500	9-0	2	1	1	0	0	0	0	1	.500	0	0	0	0	.500	0	0	0-0	17	1	0	1.000
3 Mathison, Carter	.333	2-0	3	1	1	0	0	1	3	4	1.333	0	0	1	0	.333	0	0	0-0	3	0	0	1.000
26 Schank, Tucker	.250	7-0	8	1	2	0	0	0	2	2	.250	0	0	3	1	.250	0	0	0-0	0	0	0	.000
28 Murrison, Samuel	.200	7-0	5	2	1	0	0	0	0	1	.200	1	0	3	0	.333	0	0	0-0	5	0	0	1.000
4 Jessee, Hunter	.154	9-0	13	2	2	0	1	0	2	4	.308	1	0	1	0	.214	0	0	1-1	1	0	0	1.000
30 Fougrousse, Kip	.000	4-0	6	0	0	0	0	0	0	0	.000	0	1	4	0	.143	0	0	0-0	4	0	1	.800
19 Goforth, Evan	.000	8-0	4	1	0	0	0	0	0	0	.000	0	1	2	0	.200	0	0	0-0	0	1	0	1.000
7 Vecrumba, Ethan	.000	9-0	0	3	0	0	0	0	1	0	.000	3	0	0	0	1.000	0	0	0-0	0	0	0	.000
-----																							
51 Bolanowski, Alec	.000	1-0	0	0	0	0	0	0	0	0	.000	0	0	0	0	.000	0	0	0-0	2	0	0	1.000
10 Colopy, Morgan	.000	3-0	0	0	0	0	0	0	0	0	.000	0	0	0	0	.000	0	0	0-0	0	0	0	.000
Totals	.200	41	45	11	9	0	1	1	9	14	.311	5	2	14	1	.308	0	0	1-1	49	21	8	.897
Opponents	.190	41	79	22	15	3	1	3	20	29	.367	16	4	36	0	.350	1	1	0-0	57	36	4	.959

(All games Sorted by Earned run avg)

Player	era	w-l	app	gs	cg	sho	sv	ip	h	r	er	bb	so	2b	3b	hr	b/avg	wp	hp	bks	sfa	sha
18 Holderfield, Grant	4.78	2-2	18	0	0	0/1	2	32.0	26	21	17	17	43	3	0	3	.215	0	5	0	1	1
34 Tucker, Braydon	4.78	1-2	13	0	0	0/0	4	26.1	23	14	14	18	27	5	1	1	.232	1	4	0	1	0
41 Bothwell, Ty	5.46	1-1	13	0	0	0/0	0	28.0	23	19	17	22	35	6	1	5	.223	4	5	0	0	1
14 Stahl, Nathan	5.59	0-0	6	0	0	0/1	0	9.2	13	6	6	1	16	4	0	0	.317	0	3	1	1	0
31 Walker, Jack	6.35	0-0	5	0	0	0/0	0	11.1	10	8	8	9	14	1	1	1	.238	2	5	0	0	1
45 Modugno, John-Biagio	6.52	0-0	7	0	0	0/1	0	9.2	12	11	7	5	13	0	0	5	.300	1	2	0	0	1
2 Hayden, Luke	8.38	1-0	9	0	0	0/0	0	9.2	11	9	9	14	5	4	0	0	.306	11	2	0	1	1
29 Kraft, Ryan	8.48	2-0	15	0	0	0/0	0	28.2	35	28	27	19	38	7	2	7	.287	1	10	0	1	1
27 Sharp, Reese	9.20	0-5	14	0	0	0/1	2	30.1	30	31	31	19	46	8	0	8	.254	6	5	0	1	2
15 Platt, David	10.80	0-0	4	0	0	0/0	0	3.1	3	4	4	7	3	1	0	0	.250	1	3	0	0	0
44 Brehmer, Bradley	13.50	0-0	3	0	0	0/0	0	4.0	3	6	6	3	7	0	0	0	.188	0	3	0	0	0
17 Gaffney, Brian	13.50	0-0	2	0	0	0/0	0	0.2	0	1	1	1	0	0	0	0	.000	3	1	0	0	0
33 Moran, Joe	37.80	0-0	4	0	0	0/0	0	3.1	12	14	14	7	3	2	0	3	.545	1	2	0	0	0
Totals	7.36	7-10	41	0	0	1/1	8	197.0	201	172	161	142	250	41	5	33	.260	31	50	1	6	8
Opponents	5.79	11-3	41	0	0	3/3	12	196.0	209	156	126	119	189	25	8	27	.270	24	24	2	7	3

## Last Week's Games Statistics

Record: 3-2 Home: 2-1 Away: 1-1 Big Ten: 2-1

Player	avg	gp-gs	ab	r	h	2b	3b	hr	rbi	tb	slg%	bb	hp	so	gdp	ob%	sf	sh	sb-att	po	a	e	fld%
16 Whalen, Bobby	.417	5-5	24	4	10	2	1	0	9	14	.583	1	1	5	0	.462	0	0	3-3	11	0	0	1.000
32 Pyne, Josh	.381	5-5	21	6	8	3	1	1	7	16	.762	2	1	2	1	.458	0	0	0-0	2	6	0	1.000
9 Tibbitts, Brock	.318	5-5	22	5	7	3	0	1	6	13	.591	1	0	4	2	.348	0	0	1-1	31	0	0	1.000
5 Doanes, Tyler	.294	5-5	17	3	5	1	1	1	5	11	.647	2	1	1	0	.381	1	1	0-0	16	5	0	1.000
3 Mathison, Carter	.294	5-5	17	5	5	1	0	2	6	12	.706	3	2	4	0	.435	1	0	1-1	1	0	0	1.000
35 Ellis, Matthew	.278	5-5	18	5	5	0	0	0	3	5	.278	3	1	4	1	.409	0	0	0-0	49	5	0	1.000
4 Jessee, Hunter	.261	5-5	23	4	6	0	0	0	0	6	.261	3	0	6	0	.346	0	0	0-0	1	0	0	1.000
28 Murrison, Samuel	.167	5-5	18	4	3	0	0	0	1	3	.167	3	1	6	0	.318	0	0	0-0	12	0	0	1.000
11 Johnson, Max	.167	4-4	12	3	2	1	0	0	2	3	.250	4	0	6	0	.375	0	1	0-0	4	14	0	1.000
-----																							
6 Serruto, Peter	1.000	2-0	1	0	1	0	0	0	0	1	1.000	0	0	0	0	1.000	0	0	0-0	3	0	0	1.000
1 Glasser, Phillip	.500	1-1	4	2	2	0	0	0	0	2	.500	1	0	0	0	.600	0	0	0-0	1	2	0	1.000
7 Vecrumba, Ethan	.000	1-0	0	0	0	0	0	0	0	0	.000	0	0	0	0	.000	0	0	0-0	0	0	0	.000
19 Goforth, Evan	.000	1-0	0	0	0	0	0	0	0	0	.000	0	0	0	0	.000	0	0	0-0	0	0	0	.000
Totals	.305	5	177	41	54	11	3	5	39	86	.486	23	7	38	4	.402	2	2	5-5	132	38	1	.994
Opponents	.288	5	177	40	51	9	3	8	38	90	.508	33	12	56	1	.432	0	2	8-9	129	54	9	.953

LOB - Team (41), Opp (52). DPs turned - Team (2), Opp (5).

### (April 18-24 Only Sorted by Earned run avg)

Player	era	w-l	app	gs	cg	sho	sv	ip	h	r	er	bb	so	2b	3b	hr	b/avg	wp	hp	bks	sfa	sha
44 Brehmer, Bradley	1.50	1-0	1	1	0	0/0	0	6.0	3	1	1	3	11	1	0	0	.143	0	1	0	0	0
41 Bothwell, Ty	3.18	0-0	2	0	0	0/0	0	5.2	3	2	2	4	10	2	0	0	.150	1	1	0	0	0
23 Perkins, Jack	5.68	1-0	1	1	0	0/0	0	6.1	6	4	4	4	8	0	0	1	.240	0	2	0	0	0
2 Hayden, Luke	6.00	1-0	2	0	0	0/0	0	6.0	6	4	4	7	4	1	0	0	.273	4	0	0	0	0
18 Holderfield, Grant	7.50	0-1	3	2	0	0/0	0	6.0	9	5	5	2	8	0	1	1	.333	0	0	0	0	0
31 Walker, Jack	9.00	0-0	2	0	0	0/0	0	5.0	4	5	5	4	5	1	0	1	.222	1	3	0	0	1
-----																						
27 Sharp, Reese	6.75	0-0	2	0	0	0/0	1	2.2	1	2	2	1	4	0	0	1	.111	0	0	0	0	0
15 Platt, David	6.75	0-0	1	0	0	0/0	0	1.1	1	1	1	3	0	0	0	0	.250	1	2	0	0	0
34 Tucker, Braydon	13.50	0-0	1	0	0	0/0	1	0.2	1	1	1	0	1	0	0	1	.333	0	0	0	0	0
29 Kraft, Ryan	21.60	0-0	2	0	0	0/0	0	3.1	10	8	8	4	4	2	1	3	.526	0	3	0	0	1
45 Modugno, John-Biagio	63.00	0-1	1	1	0	0/0	0	1.0	7	7	7	1	1	2	1	0	.778	0	0	0	0	0
Totals	8.18	3-2	5	5	0	0/0	2	44.0	51	40	40	33	56	9	3	8	.288	7	12	0	0	2
Opponents	6.07	2-3	5	5	0	0/0	1	43.0	54	41	29	23	38	11	3	5	.305	2	7	0	2	2

SBA/ATT - Ellis (8-9), Hayden (3-4), Modugno (2-2), Bothwell (2-2), Holderfield (1-1).



## Pen Production

Below is a listing of decisions (win or loss), holds and saves/blown saves from the Indiana bullpen in 2022.

**NOTE:** A hold occurs when a relief pitcher enters the game in a save situation and maintains the team's lead, while recording at least one out. In order for a pitcher to be credited with a hold one of two conditions must be met: 1) He enters with a lead of three runs or less and maintains that lead while recording at least one out. 2) He enters the game with the tying run on-deck, at the plate or on the bases, and records an out.

Opponent (Date)	Result	Pitcher	Line	Opponent (Date)	Result	Pitcher	Line
at Clemson (2/19)	Loss (1)	Bothwell, Ty	0.2 IP, 3 H, 3 R, 1 ER, 2 BB, 1 K	Nebraska (4/22)	Hold (1) Save (4)	Holderfield, Grant Tucker, Braydon	2.0 IP, 2 H, 2 R, 2 ER, 1 BB, 4 K 0.2 IP, 1 H, 1 R, 1 ER, 1 K
at Clemson (2/20)	BS (1)/Loss (1)	Tucker, Braydon	2.2 IP, 4 H, 1 R, 1 ER, 4 BB, 3 K	Nebraska (4/23)	Save (1)	Sharp, Reese	1.1 IP, 2 K
at Missouri State (3/4)	BS (1)/Loss (1)	Sharp, Reese	2.2 IP, 5 H, 4 R, 4 ER, 3 BB, 5 K	vs. Butler (4/26)	Win (1)	Bothwell, Ty	1.1 IP, 2 K
IPFW (3/9)	Hold (1)	Kraft, Ryan	3.0 IP, 2 H, 1 R, 1 ER, 1 BB, 3 K	at Illinois State (4/27)	Hold (1) Hold (2) Save (1)	Walekr, Jack Holderfield, Grant Sharp, Reese	3.0 IP, 4 H, 1 BB, 5 K 1.0 IP 1 K 1.0 IP, 1 H, 2 K
at Troy (3/13)	Loss (2)	Sharp, Reese	5.1 IP, 1 H, 1 R, 1 ER, 1 BB, 7 K				
Kentucky (3/15)	Win (1) Hold (1) Save (1)	Kraft, Ryan Stahl, Nathan Holderfield, Grant	3.2 IP, 3 H, 3 R, 3 ER, 2 BB, 5 K 0.2 IP, 4 H, 2 K 3.2 IP, 1 H, 8 K				
Xavier (3/17)	Loss (3)	Sharp, Reese	1.2 IP, 5 H, 5 R, 5 ER, 1 BB, 1 K				
Evansville (3/25)	Loss (1)	Holderfield, Grant	1.2 IP, 4 H, 4 R, 4 ER, 2 BB, 3 K				
Evansville-1 (3/27)	Hold (1) Save (1)	Modugno, John-Biagio Holderfield, Grant	0.1 IP, 2 H, 1 R, 1 ER 1.1 IP, 1 H, 2 K				
Evansville-2 (3/27)	Win (1)	Tucker, Braydon	2.1 IP, 4 K				
Northwestern (4/1)	Win (1) Save (1)	Holderfield, Grant Tucker, Braydon	1.0 IP, 2 H, 2 R, 2 ER 2.0 IP, 1 H, 2 BB, 1 K				
at Purdue-1 (4/10)	Win (2) Save (2)	Holderfield, Grant Tucker, Braydon	1.2 IP, 2 H, 1 R, 1 ER, 1 BB, 2 K 3.0 IP, 2 H, 2 K				
at Purdue-2 (4/10)	Loss (4)	Sharp, Reese	3.0 IP, 4 H, 4 R, 4 ER, 4 BB, 4 K				
at Indiana State (4/12)	Win (2) Save (3)	Kraft, Ryan Tucker, Braydon	1.1 IP, 2 H, 1 R, 1 ER, 1 BB, 3 K 1.0 IP, 2 BB, 2 K				
at Rutgers (4/15)	BS (1)/Loss (2)	Holderfield, Grant	1.0 IP, 2 H, 3 R, 1 BB, 2 K				
at Rutgers (4/16)	BS (2)/Loss (2)	Tucker, Braydon	1.0 IP, 2 H, 3 R, 3 ER, 2 BB, 2 K				
at Rutgers (4/17)	Loss (5)	Sharp, Reese	4.1 IP, 4 H, 3 R, 3 ER, 1 BB, 5 K				
at Cincinnati (4/20)	Win (1)	Hayden, Luke	4.0 IP, 1 H, 3 BB, 2 K				

### Individual Relief Breakdown (Statistics include only relief appearances)

Name	Win	Hold/Save	Loss/Blown Save	Name	Win	Hold/Save	Loss/Blown Save
Modugno, J.	--	1/--	--/--	Stahl, Nathan	--	1/--	--/--
Bothwell, Ty	1	--/--	1/--	Tucker, Braydon	1	--/3	2/2
Hayden, Luke	1	--/--	--/--	Walker, Jack	--	1/--	--/--
Holderfield, Grant	2	2/2	2/1				
Kraft, Ryan	2	1/--	--/--				
Sharp, Reese	--	--/2	5/1				



# Media Roster



**1 | Phillip Glasser**  
IF | L/R | Sr.  
Tallmadge, Ohio



**2 | Luke Hayden**  
RHP | R/R | Fr.  
Bloomington, Ind.



**3 | Carter Mathison**  
OF | L/L | Fr.  
Fort Wayne, Ind.



**4 | Hunter Jessee**  
OF | L/L | Jr.  
South Lebanon, Ohio



**5 | Tyler Doanes**  
IF | R/R | Gr.  
Fayetteville, Ga.



**6 | Peter Serruto**  
C | R/R | Sr.  
Short Hills, N.J.



**7 | Ethan Vecrumba**  
OF | L/R | Jr.  
Bloomington, Ind.



**8 | Evan Appelwick**  
IF | R/R | Fr.  
Madison, S.D.



**9 | Brock Tibbitts**  
C | R/R | Fr.  
New Albany, Ohio



**10 | Morgan Colopy**  
OF | R/R | R-So.  
Centerville, Ohio



**11 | Max Johnson**  
IF | S/R | Fr.  
Mason, Ohio



**14 | Nathan Stahl**  
RHP | R/R | Jr.  
Akron, Ohio



**15 | David Platt**  
RHP | R/R | R-So.  
Quakertown, Pa.



**16 | Bobby Whalen**  
OF | R/R | R-So.  
Camp Hill, Pa.



**17 | Brian Gaffney**  
RHP | R/R | R-Fr.  
Greenwood, Ind.



**18 | Grant Holderfield**  
LHP | L/L | Fr.  
Oak Park, Ill.



**19 | Evan Goforth**  
IF | R/R | Fr.  
Borden, Ind.



**21 | Scott Pitts**  
LHP | L/L | R-Fr.  
Clarendon Hills, Ill.



**23 | Jack Perkins**  
RHP | R/R | R-Jr.  
Kokomo, Ind.



**26 | Tucker Schank**  
OF | L/R | R-So.  
Huntingburg, Ind.



**27 | Reese Sharp**  
RHP | R/R | R-So.  
Noblesville, Ind.



**28 | Samuel Murrison**  
OF | R/R | So.  
Boca Raton, Fla.



**29 | Ryan Kraft**  
LHP/OF | L/L | Fr.  
Mokena, Ill.



**30 | Kip Fougousse**  
C/IF | R/R | So.  
Linton, Ind.



**31 | Jack Walker**  
LHP | L/L | R-So.  
New Palestine, Ind.



**32 | Josh Pyne**  
IF/OF | R/R | Fr.  
Bloomfield, Ind.



**33 | Joe Moran**  
RHP | R/R | Gr.+  
Anderson, Ind.



**34 | Braydon Tucker**  
RHP | L/R | Sr.  
Brazil, Ind.



**35 | Matthew Ellis**  
C | L/R | R-Jr.  
Waddy, Ky.



**36 | Alexander Ogg**  
RHP | R/R | R-So.  
Bedford Corners, N.Y.



**37 | Ryan Gilbert**  
OF | R/L | Fr.  
Chagrin Fall, Ohio



**38 | Jake Skrine**  
IF | R/R | Sr.  
Longmont, Colo.



**39 | Blayne Deaton**  
RHP | L/R | R-So.  
Lexington, Ky.



**41 | Ty Bothwell**  
LHP | L/L | R-Jr.  
Hebron, Ind.



**42 | Costa Sirounis**  
RHP | L/R | R-Fr.  
Munster, Ind.



**44 | Bradley Brehmer**  
RHP | R/R | Sr.  
Indianapolis, Ind.



**45 | John-Biagio Modugno**  
RHP | R/R | Jr.  
Upper Saddle River, N.J.



**51 | Alec Bolanowski**  
C | R/R | R-So.  
Lakewood, Ill.



**22 | Jeff Mercer**  
Head Coach  
Fourth Season



**24 | Derek Simmons**  
Recruiting Coordinator  
Third Season



**25 | Dustin Glant**  
Pitching Coach  
First Season



**13 | Zach Weatherford**  
Volunteer Assistant Coach  
First Season