

INDIANA

2025 FOOTBALL GAME NOTES

BIG

Ψ | 
FAST. PHYSICAL. RELENTLESS.

GAME CENTER

GAME SIXTEEN // MONDAY, JANUARY 19, 2026 // ESPN // 7:30 PM ET
HARD ROCK STADIUM (65,326) // MIAMI GARDENS, FLORIDA



TELEVISION: ESPN
Chris Fowler (pbp), Kirk Herbstreit (analyst),
Holly Rowe & Molly McGrath (sideline)



RADIO: INDIANA HOOSIER SPORTS NETWORK
Don Fischer (pbp), Buck Suhr (analyst), John Herrick



SIRIUSXM: CHANNEL 80 OR 84

2025 SCHEDULE



A30 // OLD DOMINION // W, 27-14 // 47,109
Memorial Stadium // Bloomington, Indiana



S6 // KENNESAW STATE // W, 56-9 // 43,801
Memorial Stadium // Bloomington, Indiana



S12 // INDIANA STATE // W, 73-0 // 46,219
Memorial Stadium // Bloomington, Indiana



S20 // ILLINOIS // W, 63-10 // 56,088
Memorial Stadium // Bloomington, Indiana



S27 // at Iowa // W, 20-15 // 69,251
Kinnick Stadium // Iowa City, Iowa



O11 // at Oregon // W, 30-20 // 59,625
Autzen Stadium // Eugene, Oregon



O18 // MICHIGAN STATE // W, 38-13 // 55,165
Memorial Stadium // Bloomington, Indiana



O25 // UCLA // W, 56-6 // 54,867
Memorial Stadium // Bloomington, Indiana



N1 // at Maryland // W, 55-10 // 46,185
SECU Stadium // College Park, Maryland



N8 // at Penn State // W, 27-24 // 105,231
Beaver Stadium // University Park, Pennsylvania



N15 // WISCONSIN // W, 31-7 // 55,042
Memorial Stadium // Bloomington, Indiana



N28 // at Purdue // W, 56-3 // 59,807
Ross-Ade Stadium // West Lafayette, Ind.



D6 // vs. Ohio State // W, 13-10 // 68,241
Lucas Oil Stadium // Indianapolis, Ind.



J1 // vs. Alabama // W, 38-3 // 90,278
Rose Bowl Stadium // Pasadena, Calif.



J9 // vs. Oregon // W, 56-22 // 75,604
Mercedes-Benz Stadium // Atlanta, Georgia



J19 // vs. Miami // 7:30 p.m. // ESPN
Hard Rock Stadium // Miami, Florida

BY THE NUMBERS





Indiana will make its first National Championship Game appearance in program history.



IU has 26 victories since the start of the 2024 season, which ranks No. 1 nationally and is the most in any two-year stretch in program history.

MIAMI HURRICANES

Ranking (AP/Coaches/CFP) 10/10/10
Last Game W, 31-27 vs. No. 6/6 Ole Miss
Head Coach Mario Cristobal
Record at Miami (Fla.) (Year) 35-18 (4th)
Career Record (Year) 97-78 (15th)

 vs. 
13-2, 6-2 ACC **15-0, 9-0 B1G**
2-0 AT NEUTRAL SITE 3-0 AT NEUTRAL SITE

INDIANA HOOSIERS

Ranking (AP/Coaches/CFP) 1/1/1
Last Game W, 56-22 vs. No. 5/5 Oregon
Head Coach Curt Cignetti
Record at IU (Year) 26-2 (2nd)
Career Record (Year) 145-37 (15th)

SETTING THE SCENE

• No. 1/1/1 Indiana will face No. 10/10/10 Miami (Fla.) in the College Football Playoff National Championship Game on Monday (Jan. 19) at 7:30 p.m. inside Hard Rock Stadium in Miami Gardens, Florida on ESPN.

• It will be Indiana's first National Championship Game appearance in program history.

• The matchup between the Hoosiers and the Hurricanes marks the third game in the series history with a 1-1 record between the programs and the first meeting since 1966. Both games in the series were played in Miami.

NEWS & NOTES

• Indiana won its first ever Peach Bowl when it defeated No. 5/5 Oregon, 56-22, in the second meeting of the season between the two programs. It was Indiana's third-ever Peach Bowl appearance and first since 1990.

• The Offensive MVP of the game was the Indiana quarterback **Fernando Mendoza** and the Defensive MVP was defensive back **D'Angelo Ponds**.

• Indiana is the first top-four seed in the 12-team College Football Playoff era (2024-present) to win a game in the tournament and the first to advance to the title game.

• Since 2024, Indiana has multiple rushing touchdowns in 22 of 27 games and owns a 20-1 record in those contests. IU has multiple scores on the ground in 11 of 15 games in 2025. **MORE ON PAGE 8**

• Indiana's offense is looking to join Ohio State as the only Big Ten programs to eclipse 7,000 yards of total offense in a single season. The Hoosiers sit at 6,915 yards of total offense entering the College Football Playoff National Championship Game.

• IU moved its season yards rushing total to a program-record 3,275 and its second-ever 3,000-yard rushing season in program history. The only other 3,000-yard season was in 2014 when it finished with 3,163 yards behind **Tevin Coleman's** 2,036-yard season.

• With 3.0 sacks in the game, IU moved its season total to a program-record 44.0. It is only the second 40-sack season in IU history.

• The 26 victories since the beginning of the 2024 season are the most in any two-year span in program history and sit tied at No. 1 nationally in that time. The 17 Big Ten wins during that span are also the most in a two-year stretch in IU history. **MORE ON PAGE 4**

• Indiana turned three Oregon turnovers into 21 points in the game for the seventh game of the season with double-digit points off turnovers. The Hoosiers lead the FBS in points off turnovers this season at 134, while their turnover margin of 1.40 leads the FBS.

• IU has forced at least one turnover in seven straight games dating back to Oct. 25 versus UCLA and has multiple turnovers forced in 10 games this season.

• **Curt Cignetti's** 26 victories over his first two seasons at Indiana are the most by an FBS head coach in his first two years at a school. His Peach Bowl win broke a tie with Kalen DeBoer (Washington, 2022-23) on the FBS list after his Rose Bowl Game win gave him the top spot over Urban Meyer (24; Ohio State, 2012-13) on the Big Ten list.

• Indiana had its first perfect regular season in program history with a 12-0 record and is 15-0 for the first time after the Peach Bowl. The only other IU team to finish without a loss is the 1945 team at 9-0-1. The 15 victories are tied for the most most in a single season in FBS history.

• The Hoosiers are 46-27-1 all-time as a ranked team, which includes a 3-3 record on a neutral site.

• In two College Football Playoff games, **Fernando Mendoza** has totaled eight touchdowns to just five incompletions.

• Wide receivers **Omar Cooper Jr.** and **Elijah Sarratt** each caught a touchdown in the Peach Bowl and now have touchdown catches in the same game on seven occasions in 2025. They have each hauled in a scoring pass in 11 of 26 career games played together. **MORE ON PAGE 9**

• **Mario Landino** had his first two career fumble recoveries. Each recovery led to an Indiana touchdown in the following offensive drive. **MORE ON PAGE 13**

• **Daniel Ndukwe** had his first two career sacks as well as his first career forced fumble when he stripped Dante Moore in the second quarter. Ndukwe also had his third career blocked punt when he blocked James Ferguson-Reynolds' punt at the Oregon 14-yard line and **Kaiden Turner** recovered it in the fourth quarter.

WHAT'S INSIDE

P1 Setting the Scene/News & Notes
P2 Media Information/Quick Facts
Pronunciation Guide
P3 Miami: Past & Present
P4-6 Team Notes
4 Win Streaking
P7-16 Positional Notes
7 Quarterbacks
8 Running Backs
9 Wide Receivers
10 Tight Ends

11 Offensive Line
12 Linebackers
13 Defensive Line
14 Cornerbacks
15 Safeties/Rovers
16 Specialists
P17 Head Coach Curt Cignetti
P18 Coaching Staff
P19-21 2025 Roster

P22-40 Statistics
22 B1G Standings/NCAA Rankings
23 The Last Time
24 Scoring Drives
25-27 Team Stats
28-30 Individual Game-by-Game
31-32 Turnover Tracker
33-34 Long Plays
35-37 Participation/Starters
38-40 Superlatives/Misc. Stats
P40-75 Student-Athlete Bios



GAME WEEK MEDIA SCHEDULE

MONDAY	TUESDAY	WEDNESDAY	FRIDAY	SUNDAY	MONDAY
2:30 p.m. ET Curt Cignetti Zoom	11 a.m. ET Select-Student Athletes Don Croftcheck Team Room Merchants Bank Field at Memorial Stadium	No media availability	~8 p.m. ET Airport Arrival	9 a.m. ET Head Coaches Press Conference JW Marriott Marquis	7:30 p.m. ET Indiana vs. Miami (Fla.) Hard Rock Stadium TV: ESPN
		THURSDAY No media availability	SATURDAY 10:30 a.m. ET CFP NCG Media Day Miami Beach Convention Center ~5 p.m. ET Open Practice Period FIU Practice Facility		CFP postgame policies will be in place with press conference, breakout rooms and an open locker room period.

MEDIA INFORMATION

STRATEGIC COMMUNICATIONS CONTACTS

Associate athletic director for strategic communications and football contact **Jeff Keag** (812-219-2925 cell, jkeag@iu.edu) and assistant athletic director for strategic communications **Greg Campbell** (814-876-0824 cell, campbeg@iu.edu) handle all media requests for the Indiana football program.

WEEKLY PRESS CONFERENCE

Indiana head coach **Curt Cignetti** will hold his weekly press conference every Monday during the regular season at 12 p.m. ET in the Don Croftcheck Team Room. Lunch will be provided. Live streaming will be made available on IUHoosiers.com and a transcript will be provided by ASAP Sports.

PRACTICE SCHEDULE

Practices are closed to the media. Selected student-athletes will be made available in the Don Croftcheck Team Room in the North End Zone complex on Tuesdays.

INTERVIEW REQUESTS

All requests for head and assistant coaches should be directed to **Jeff Keag**. Student-athlete requests can be made to **Greg Campbell**. Personal phone numbers will not be made available to media. Student-athletes have been instructed not to conduct interviews when contacted without prior approval from the strategic communications staff. Please contact Campbell if you would like to contact student-athlete family members.

POSTGAME INTERVIEW POLICY

The Indiana locker room is closed at all times. A strategic communications staff member will collect student-athlete requests in the press box midway through the fourth quarter. Requested student-athletes will be available in the weight room of the North End Zone Complex immediately following head coach **Curt Cignetti's** postgame press conference.

Cignetti will be available in the Football Team Room of the North End Zone Complex following his post-game radio duties. Post-game interviews on the road will be held in accordance with the host school's procedures.

CREDENTIALS

Working credentials for the 2025 Indiana football season must be requested at iuhoosiers.com/FBCredentials.

All requests will be held at media will call, which is located at ticket booth No. 3 on the west side of Memorial Stadium and opens three hours prior to kickoff.

IUHOOSIERS.COM

IUHoosiers.com is the official website of the Indiana football program. This is the best and most efficient way for media wishing to receive updated information on Indiana football.

SOCIAL MEDIA

Follow Indiana Football on Twitter and Instagram (@IndianaFootball) and Facebook (facebook.com/IndianaFootball). Head coach **Curt Cignetti** is on Twitter (@CCignettiIU).

PRONUNCIATION GUIDE

Ajani, Adedamolauh-john-knee, add-E-duh-mole-uh
Ciongoli, Acesee-in-goalie
Benson, Khalilkuh-leal
Black, Kaelonkay-lawn
Calhoun, Keishaunkey-shaun
Cuono, SeanCoo-no
Ferrell, AmareUh-marr-ee Fair-ul
Franke, Brendanfrank-E
Hall, Jhreviousjuh-ray-V-us
Hardy, Rolijahrow-lie-juh
Hemby, RomanHim-bee
Kamara, Mikailmuh-kyle kuh-marr-uh
Leibfried, Austinlieb-freed

Marek, Mattmare-ick
Massel IV, Brunomass-ull
Michalski, Zenmuh-hall-ski
Monette, Jamarimoe-nay
Ndukwe, DanielN-duke-way
Nowakowski, RileyNo-uh-cow-ski
Placzek, Joshuaplah-check
Radacic, Nicorad-uh-chich, knee-ko
Sarratt, Elijahsuh-rat
Staes, Holdenstays
Stewart Jr., Seaontasee-on-tay
Tucker, Tyriquetie-reek
Wheeler, HoseaHo-zay-uh

QUICK FACTS

UNIVERSITY FACTS

Location	Bloomington, Ind.
Population	79,986
Founded	1820
Joined Big Ten	1899
First Year of Big Ten Football	1900
Enrollment	48,952
Nickname	Hoosiers
Colors	Cream and Crimson
Marching Band	Marching Hundred
President	Pamela Whitten
Director of Athletics	Scott Dolsen
Faculty Representative	Dr. Kurt Zorn
Ticket Office Phone	866-IUSPORTS
Website	IUHoosiers.com
Twitter	@IndianaFootball, @CCignettiIU
Facebook/Instagram	@IndianaFootball

HEAD COACH

Head Coach	Curt Cignetti
Alma Mater	(West Virginia '82; Pittsburgh '84)
Career Record (Yrs)	145-37 (15th Season)
Record at Indiana (Yrs)	26-2 (2nd)

COACHING STAFF

Bryant Haines - Defensive Coordinator/Linebackers
Mike Shanahan - Offensive Coordinator/Wide Receivers
Grant Cain - Special Teams Coordinator/Tight Ends
Ola Adams - Safeties/Defensive Backs
Bob Bostad - Offensive Line/Run Game Coordinator
Pat Kuntz - Defensive Tackles
John Miller - Running Backs
Rod Ojong - Cornerbacks
Chandler Whitmer - Quarterbacks/Co-Offensive Coordinator
Buddha Williams - Defensive Ends
Derek Owings - Director of Athletic Performance

STRATEGIC COMMUNICATIONS

Football Contact/Curt Cignetti	Jeff Keag
Cell Phone	812-219-2925
Email	jkeag@iu.edu
Primary Contact/Student-Athletes	Greg Campbell
Cell Phone	814-876-0824
Email	campbeg@iu.edu
Secondary Contact	Jackson Yeary
Cell Phone	317-370-6557
Email	jbyeary@iu.edu
Fax	812-855-9401
Press Box Phone	812-855-2754

TEAM INFORMATION

Offensive Formation	Multiple
Defensive Formation	Multiple
Letterwinners Returning/Lost	38/48
Offense	18/25
Defense	17/19
Special Teams	3/4
Starters Returning/Lost	11/11
2024 Overall Record	11-2
2024 Big Ten Record/Finish	8-1/2nd

MIAMI: PAST AND PRESENT



INDIANA HOOSIERS
15-0, 9-0 Big Ten

2025 STATISTICAL LEADERS

Passing	Fernando Mendoza	257-of-352, 3,349 yds, 41 TD, 6 INT
	Alberto Mendoza	18-of-24, 286 yds, 5 TD, 1 INT
Rushing	Roman Hemby	211 for 1,060 yds, 7 TD
	Kaelon Black	169 for 961 yds, 10 TD
Receiving	Omar Cooper Jr.	64 for 866 yds, 13 TD
	Elijah Sarratt	62 for 802 yds, 15 TD
Tackles	Charlie Becker	30 for 614 yds, 4 TD
	Rolijah Hardy, LB	98 tkls, 15.0 TFL, 8.0 sacks
Sacks	Aiden Fisher, LB	93 tkls, 9.5 TFL, 3.5 sacks, 2 INT, 1 FF, 1 FR
	Louis Moore, DB	81 tkls, 2.5 TFL, 6 INT
Interceptions	Rolijah Hardy, LB	8.0
	Isaiah Jones, LB	7.0
Scoring	Stephen Daley, DL	5.5
	Tyrique Tucker, DL	5.5
	Louis Moore, DB	6
	Amare Ferrell, DB	4
	Three players tied	2
	Nico Radicic, K	132 pts
	Elijah Sarratt, WR	90 pts
	Omar Cooper Jr., WR	84 pts



MIAMI HURRICANES
13-2, 6-2 ACC

2025 STATISTICAL LEADERS



Passing	Carson Beck	319-of-435, 3,581 yds, 29 TD, 11 INT
	Emory Williams	13-of-19, 156 yds
Rushing	Mark Fletcher Jr.	199 for 1,095 yds, 10 TD
	CharMar Brown	119 for 469 yds, 7 TD
Receiving	Malachi Toney	99 for 1,089 yds, 9 TD
	Keelan Marion	56 for 740 yds, 2 TD
Tackles	CJ Daniels	46 for 495 yds, 7 TD
	Mohamed Toure, LB	73 tkls, 3.0 TFL, 2.0 sacks
Sacks	Jakobe Thomas, DB	70 tkls, 4.0 TFL, 3.5 sacks, 5 INT, 2 FR, 2 FF
	Wesley Bissainthe, LB	63 tkls, 2.5 TFL, 1.0 sacks, 1 INT, 1 FF
Interceptions	Akheem Mesidor, DL	10.5
	Rueben Bain Jr., DL	8.5
Scoring	Keionte Scott, DB	5.0
	Bryce Fitzgerald, DB	6
	Jakobe Thomas, DB	5
	Keionte Scott, DB	2
	Carter Davis, K	100 pts
	Mark Fletcher Jr., RB	72 pts
	Malachi Toney, WR	60 pts



NATIONAL RANKINGS

Indiana	NCAA Rank	Category	NCAA Rank	Oregon
Avg.				Avg.
461.0	11	Total Offense	40	409.2
218.3	12	Rushing Offense	72	154.6
223.3	51	Passing Yards Gained	33	238.7
42.6	2	Scoring Offense	30	31.6
260.9	4	Total Defense	11	292.6
75.0	2	Rushing Defense	6	86.5
185.9	23	Passing Yards Allowed	45	206.1
11.1	2	Scoring Defense	5	14.0
1.40	1	Turnover Margin	12	0.73
.582	1	3rd Down Conversion Pct	18	.471
.500	88	4th Down Conversion Pct	14	.682
.918	11	Red Zone Offense	36	.887
.808	43	Red Zone Defense	28	.781
360	3	First Downs Gained	5	333
196	4	First Downs Allowed	79	254
3.67	5	Fewest Penalties Per Game	103	7.00
33:17	6	Time of Possession	5	33:42
96.1	1	PFF Offensive Grade	6	91.0
93.9	2	PFF Defensive Grade	4	93.7
88.0	9	PFF Special Teams Grade	46	78.8

LAST MEETING

	1Q	2Q	3Q	4Q	F
	0	0	7	0	7
	0	0	6	8	14

GAME SIX \\\ OCTOBER 21, 2025

MIAMI ORANGE BOWL \\\ MIAMI, FLORIDA

3rd	MIA	Harris 31 yd field goal	0-3
	MIA	Harris 27 yd field goal	0-6
	IND	14 yd pass from Stavroff (Kornowa kick)	6-7
4th	--		
	MIA	Cox 4 yd pass from Olivo (Mira run)	6-14

	IND	MIAMI
First Down	6	12
Rushing Yards	75	149
Passing Yards	31	97
Comp-Att-Int	5-12-1	5-12-1
Interceptions: Number-Yds	1-0	1-0
Punt-Average	7-35	6-30.5
Fumbles-Lost	1-1	2-2
Penalties Yards	5	28

SERIES HISTORY

All-TimeTied, 1-1
In BloomingtonN/A
In MiamiTied, 1-1
Neutral SiteN/A

Longest Indiana Win Streak1 (1964)
Longest Miami Win Streak1 (1966-)

Largest Margin of Victory14 (28-14) - 1964
Largest Margin of Defeat7 (14-7) - 1966

Most Points Scored28 (1964)
Most Points Allowed14 (1964 & 1966)

Date	Winner - Score	Site
10/21/1966	Miami - 14-7	A
10/23/1964	Indiana - 28-14	A

TEAM NOTES

NUMBERS DON'T LIE

Head coach **Curt Cignetti** brought a winning pedigree to Bloomington and has only continued that since, sporting a 145-37 career record over 15 years as a head coach. His stout record stands for an .865 winning percentage, for the second-best of all active FBS head coaches. *Research by College Football Network.*

Active FBS Head Coaches by Winning Percentages

	<i>Coach</i>	<i>School</i>	<i>Pct.</i>
1.	Ryan Day	Ohio State	.880
2.	Curt Cignetti	Indiana	.865
3.	Dan Lanning	Oregon	.857
4.	Kirby Smart	Georgia	.844
5.	Dabo Swinney	Clemson	.782
6.	Jon Sumrall	Tulane	.778
7.	Kalen DeBoer	Alabama	.763
8.	Spencer Danielson	Boise State	.750
9.	Lincoln Riley	USC	.723
10.	Jeff Traylor	UTSA	.663

PACKING & DEFENDING THE ROCK

In just his second year at the helm of the Indiana program, head coach **Curt Cignetti** has made Merchants Bank Field at Memorial Stadium a daunting place for opposing teams to play.

The Hoosiers are 15-0 in home games on Merchants Bank Field at Memorial Stadium under Cignetti. The 15-straight home wins is also a program record and leads the nation in active home-winning streak.

Starting with the Nebraska game on Oct. 19, 2024, Indiana sold out its final four home contests of the 2024 season. The Nebraska sellout was the program's first since 2021. Indiana did the same thing in 2025, selling out its last four home games in 2025 (Illinois, Michigan State, UCLA, Wisconsin).

In 2024, Indiana defeated seven of their eight home opponents by double digits and won on average by 35.5 points at home.

In 2025, Indiana improved upon that, winning all seven of its home games by double digits, with an average margin of victory of 40.7 points. Six of those wins came by at least 24 points and three were by 50-plus.

Across both seasons, Indiana has defeated its home opponents by an average of 37.9 points.

#PROIU

Indiana is represented by 13 alums in the National Football League to start the 2025 season, which includes eight offensive players and five defensive players.

The longest tenured Hoosiers in the NFL are **Dan Feeney** (9th), **Nate Sudfeld** (9th), **Ian Thomas** (8th) and **Nick Westbrook-Ikhine** (7th), who have all spent at least five seasons in the league.

Of the 13, five of the Hoosiers in the league are rookies who played for **Curt Cignetti** in 2024.

Dan Feeney	Tampa Bay Buccaneers
Luke Haggard	Tampa Bay Buccaneers
Zach Horton	Detroit Lions
Cam Jones	New York Jets
Raheem Layne*	New York Giants
Marcelino McCrary-Ball	New York Jets
Micah McFadden^	New York Giants
Myles Price	Minnesota Vikings
Kurtis Rourke^	San Francisco 49ers
Ian Thomas	Las Vegas Raiders
CJ West	San Francisco 49ers
Nick Westbrook-Ikhine	Miami Dolphins
Ke'Shawn Williams	Pittsburgh Steelers

* - Practice Squad | ^ - Injured Reserve

CHANGING THE CULTURE

When he arrived in Bloomington, head coach Curt Cignetti talked about injecting life into the fan base, and with a 15-0 record on Merchants Bank Field at Memorial Stadium, he has done just that.

Since the stadium capacity expanded to 50,000-plus in 1970, Indiana has sold out 18 home games. Of those 18, eight have come under Cignetti's watch. Since 1970, only six seasons have featured multiple sellouts, with 2024 and 2025 among those.

The four sellouts in both 2024 and 2025 mark the second-most in a single season in program history, with the 1969 team selling out all five homes games.

Single Season Sellouts

- 1969 (5) - Cal, Minnesota, Illinois, Iowa, Purdue*
- 2025 (4) - Illinois, Michigan State, UCLA, Wisconsin
- 2024 (4) - Nebraska, Washington, Michigan, Purdue
- 1968 (3) - Illinois, Michigan, Minnesota
- 2021 (2) - Cincinnati, Ohio State
- 2017 (2) - Ohio State, Michigan
- * - All five home games sold out.

PORTAL POWER

For a second consecutive year, Indiana's roster features plenty of transfer portal flavor. In **Curt Cignetti's** first season, he brought in 30 transfers ahead of the 2024 campaign.

In 2025, the Hoosiers welcome 22 transfers to Bloomington. That list includes 11 offensive players, seven defensive players and four specialists.

There are 21 players from Division I, including 14 Power 4 transfers and one from Division II at their previous schools.

- Name, Pos. (Previous School)*
- Oladube Baker, K (Morehouse)
- Kahlil Benson, OL (Colorado)***
- Lee Beebe Jr., RB (UAB)**
- Devan Boykin, DB (NC State)***
- Jonathan Brady, WR (California)**
- Pat Coogan, OL (Notre Dame)***
- Stephen Daley, DL (Kent State)**
- Brendan Franke, K (Texas State)**
- Ryland Gandy, DB (Pittsburgh)***
- Roman Hemby, RB (Maryland)***
- Sam Lindsey, LS (Georgia State)
- Mitch McCarthy, P (UCF)**
- Fernando Mendoza, QB (California)***
- Zen Michalski, OL (Ohio State)***
- Louis Moore, DB (Ole Miss)***
- Tyler Morris, WR (Michigan)
- Riley Nowakowski, TE (Wisconsin)***
- Dominique Ratcliff, DL (Texas State)**
- Holden Staes, TE (Tennessee)***
- Hosea Wheeler, DL (Western Kentucky)***
- Grant Wilson, QB (Old Dominion)**
- Kellan Wyatt, DL (Maryland)***

Bold - Appeared in 2025 | * - Started in 2025

WIN STREAKING

Indiana enters the week with a number of streaks that rank among the nation's best and continue to rewrite the program record book. From its rank among active leaders in victories over the past two seasons to a program-best home winning streak, Indiana is among the best teams in the FBS in the win column.

FBS Victories since 2024

Indiana's 26 victories since the start of 2024 and the most nationally. Its two losses are tied for the fewest during that span with two others.

	1.	26	Indiana	26-2
		26	Ohio State	26-2
		26	Oregon	26-2
	4.	24	Notre Dame	24-4
	5.	23	BYU	23-4
		23	Georgia	23-4
		23	Texas	23-6

Program Wins in a Two-Year Stretch

Indiana has won 26 games over the past two seasons, which are the most in a two-year span in program history.

	1.	26	2024 (11)	2025 (15)
	2.	16	1987 (8)	1988 (8)
		16	1944 (7)	1945 (9)
	4.	15	1993 (8)	1994 (7)
		15	1967 (9)	1968 (6)
		15	1945 (9)	1946 (6)

Program Big Ten Wins in a Two-Year Stretch

The Indiana win total from the past two seasons stretches further than overall victories, as the 17 victories in Big Ten play are the most all-time at IU.

	1.	17	2024 (8)	2025 (9)
	2.	11	2019 (5)	2020 (6)
		11	1987 (6)	1988 (5)
	4.	10	1967 (6)	1968 (4)
	5.	9	2023 (1)	2024 (8)
		9	1993 (5)	1994 (4)
		9	1986 (3)	1987 (6)
		9	1945 (5)	1946 (4)
		9	1944 (4)	1945 (5)

Active FBS Home Winning Streak

One of just three active home winning streaks of 11-or-more games, Indiana enters the week with the longest active home winning streak in the FBS.

	1.	15	Indiana	2024-
	2.	13	Ohio	2023-
	3.	11	Ole Miss	2024-

Program Home Winning Streaks

The 15-game home winning streak is the longest in program history and just the second double-digit win streak all-time.

	1.	15	2024-
	2.	10	1987-88
	3.	7	1991-92
		7	1967-68

AT THE START

Opponent	Coin Toss	Choice	IU 1st Drive	Opponent 1st Drive	Game Captains
OLD DOMINION	Indiana	Deferred - ODU Received	Turnover on Downs	Touchdown	Kaelon Black, Pat Coogan, Aiden Fisher
KENNESAW STATE	Kennesaw State	Deferred - IU Received	Punt	Punt	Pat Coogan, Aiden Fisher, D'Angelo Ponds & Elijah Sarratt
INDIANA STATE	Indiana State	Deferred - IU Received	Touchdown	Punt	Pat Coogan, Aiden Fisher, Riley Nowakowski & Elijah Sarratt
No. 9/8 ILLINOIS	Indiana	Deferred - ILL Received	Punt	Punt	Pat Coogan, Aiden Fisher, Riley Nowakowski & Elijah Sarratt
at Iowa	Indiana	Deferred - IOWA Received	Touchdown	Interception	Pat Coogan, Aiden Fisher, Riley Nowakowski & Elijah Sarratt
at No. 3/2 Oregon	Indiana	Deferred - ORE Received	Field Goal	Turnover on Downs	Pat Coogan, Aiden Fisher, Riley Nowakowski & Elijah Sarratt
MICHIGAN STATE	Indiana	Deferred - MSU Received	Touchdown	Field Goal	Pat Coogan, Aiden Fisher, Roman Hemby & Elijah Sarratt
UCLA	Indiana	Deferred - UCLA Received	Interception	Interception	Pat Coogan, Aiden Fisher, Riley Nowakowski & Elijah Sarratt
at Maryland	Maryland	Deferred - IU Received	Interception	Field Goal	Pat Coogan, Aiden Fisher, Roman Hemby & Elijah Sarratt
at Penn State	Penn State	Deferred - IU Received	Punt	Punt	Kaelon Black, Pat Coogan, Aiden Fisher & Riley Nowakowski
WISCONSIN	Indiana	Deferred - UW Received	Punt	Missed Field Goal	Pat Coogan, Aiden Fisher, Riley Nowakowski & D'Angelo Ponds
at Purdue	Indiana	Deferred - PU Received	Punt	Interception	Pat Coogan, Aiden Fisher, Riley Nowakowski, & Elijah Sarratt
vs. No. 1/1/1 Ohio State	Ohio State	Deferred - IU Received	Punt	Interception	Pat Coogan, Aiden Fisher, Riley Nowakowski, & Elijah Sarratt
vs. No. 11/11/9 Alabama	Alabama	Deferred - IU Received	Punt	Punt	Pat Coogan, Aiden Fisher, Riley Nowakowski & Elijah Sarratt
vs. No. 5/5/5 Oregon	Indiana	Deferred - ORE Received	Touchdown	Interception	Pat Coogan, Aiden Fisher, Riley Nowakowski & Elijah Sarratt
vs. No. 10/10/10 Miami					

2025 INDIANA FOOTBALL

FAMILY REUNION

When redshirt junior quarterback **Fernando Mendoza** elected to transfer to Indiana after spending three years at California, he reunited with his brother and fellow quarterback, **Alberto Mendoza**, to become teammates for the first time since 2022 when they attended Christopher Columbus High School in Miami together. They are the only active set of brothers to share the same quarterback room in FBS Football.

In the Week 2 win over Kennesaw State, they become the first set of brothers to throw a touchdown pass in the same game of the same team since 2015 when Arkansas' Brandon Allen and Austin Allen did so against UT Martin (10/31/2015).

The brothers followed up with more touchdowns in Week 3 against Indiana State. Fernando accounted for six total scores, including five passing touchdowns, while Alberto threw two touchdowns.

In Week 9 against UCLA, Fernando totaled four touchdowns (3 passing; 1 rushing) and Alberto had one rushing score.

The Mendozas continued their scoring attack in Week 10 at Maryland when Fernando and Alberto each threw for a touchdown.

To cap the regular season, Fernando had two passing touchdowns and one rushing while Alberto threw for one in Week 14 at Purdue.

FRIDAY NIGHT LIGHTS

The 2025 season marks the fourth consecutive year that Indiana plays in a Friday night game.

It is also the first time that the Hoosiers play in two regular season Friday night contests in one season and the first time that they play on three Fridays, including postseason games. Indiana defeated Indiana State, 73-0, in Week 3, and won at Purdue, 56-3, in Week 14 while also defeating Oregon, 56-22 in the Peach Bowl.

The first Friday game at Merchants Bank Field at Memorial Stadium came at noon in 1995 in a battle for the Old Oaken Bucket and was the only Friday game on IU's campus until 2022 versus Illinois.

Date	Opponent	Score
Jan. 9, 2026	vs. Oregon	W, 56-22
Nov. 28, 2025	at Purdue	W, 56-3
Sept. 12, 2025	Indiana State	W, 73-0
Dec. 20, 2024	at Notre Dame	L, 17-27
Sept. 6, 2024	Western Illinois	W, 77-3
Sept. 8, 2023	Indiana State	W, 41-7
Sept. 2, 2022	Illinois	W, 23-20
Oct. 26, 2018	at Minnesota	L, 31-38
Sept. 2, 2005	at Central Michigan	W, 20-13
Nov. 24, 1995	Purdue	L, 14-51
Oct. 16, 1987	at Minnesota	W, 18-17
Oct. 21, 1966	at Miami (Fla.)	L, 7-14
Oct. 23, 1964	at Miami (Fla.)	W, 28-14
Oct. 2, 1953	at USC	L, 14-17

The first non-Saturday contest in IU history was against border rival Kentucky on Thursday, November 30, 1893. The two teams played to a 24-24 tie in Lexington.

In all, Indiana holds a 16-6-1 mark in non-Saturday games in program history with a 9-5 mark on Fridays.

WISE BEYOND HIS YEARS

Indiana punter and newcomer **Mitch McCarthy** ranks as the fourth oldest player in FBS football this season. McCarthy is one of seven 27-year-olds in college football, the oldest Big Ten player and the second oldest player in the Power 4. *Research by University of Hawaii Athletics Communications.*

McCarthy, 27, spent three seasons at UCF (2022-24) before coming to IU. He did not begin playing American football until 2022. He spent one year at Village Christian High School in California and participated in basketball before he was selected as the No. 7 overall pick in the 2016 Australian Rules Football Rookie Draft by Collingwood and then trained with ProKick Australia in the fall of 2021.

Age	Name	School	Class	Position
30	Jack Murley	Southern Miss	Fr.	Punter
30	Monte Harrison	Arkansas	So.	Wide Receiver
29	Billy Gowers	Hawaii	Fr.	Punter
27	Mitch McCarthy	Indiana	Sr.	Punter
27	Daniel Hughes	New Mexico	So.	Punter
27	Wilson Berry	Kentucky	Sr.	Punter
27	Bubba Thompson	New Mexico	Fr.	Quarterback
27	Bailey Ettridge	Nevada	Fr.	Punter
27	Nate Torney	Louisiana	Sr.	Punter
27	Alikih Vihami	Utah	Gr.	Defensive Tackle
26	Cory Godinet	UTSA	Sr.	Offensive Line
26	Nathan Tiyce	Mississippi State	Fr.	Punter
26	Jackson Ross	Tennessee	Jr.	Punter

HONORS TRACKER (STAFF & TEAM)

CURT CIGNETTI

- Bear Bryant National Coach of the Week (Week 7)
- AFCA Region 3 Coach of the Year
- Walter Camp National Coach of the Year
- Eddie Robinson Coach of the Year Finalist
- AFCA National Coach of the Year
- AP National Coach of the Year
- The Sporting News Coach of the Year
- George Munger National Coach of the Year
- Bear Bryant Coach of the Year

GET OLD, STAY OLD

Since **Curt Cignetti** has took over as Indiana head coach, he has made it a priority to acquire players with vast experience and proven levels of production over potential.

The Hoosiers have 28 players on the roster this year that are in their final year of eligibility in 2025, which ties for the fourth-most of all FBS teams with Hawaii and Navy. Indiana has the second most in the Big Ten. Colorado leads the list with 38 players in their final year. *Research by Georgia Tech Athletic Communications.*

Number of Players in Final Year of Eligibility

- 38 - Colorado
- 30 - Mississippi State
- 30 - Oklahoma State
- 29 - Illinois
- 29 - UAB
- 28 - INDIANA**
- 28 - Hawaii
- 28 - Navy
- 27 - Texas Tech
- 27 - Troy
- 26 - San Diego State
- 26 - UTSA
- 26 - East Carolina
- 25 - Georgia Tech
- 25 - Ball State
- 25 - North Texas
- 24 - Louisville
- 24 - Notre Dame
- 23 - Clemson
- 23 - Arizona State

BIG RECOGNITION

Indiana had 17 different Hoosiers recognized on the All-Big Ten Teams (including both the Coaches & Media) and seven individual awards won.

Honoree	Pos.	Team
Fernando Mendoza	QB	First Team (coaches & media)
Roman Hemby	RB	Third Team (media)
Omar Cooper Jr.	WR	Second Team (coaches & media)
Elijah Sarratt	WR	Second Team (coaches & media)
Pat Coogan	OL	Second Team (media) & Third Team (coaches)
Carter Smith	OL	First Team (coaches & media)
Riley Nowakowski	TE	Second Team (media) & Third Team (coaches)
Tyrique Tucker	DL	First Team (coaches & media)
Aiden Fisher	LB	First Team (coaches & media)
Rolijah Hardy	LB	Second Team (coaches & media)
Isaiah Jones	LB	Third Team (media)
Louis Moore	DB	First Team (coaches) & Second Team (media)
Amare Ferrell	DB	Second Team (media)
D'Angelo Ponds	DB	First Team (coaches & media)
Nico Radicic	K	First Team (coaches) & Second Team (media)
Jonathan Brady	RS	Second Team (coaches) & Third Team (media)
Mark Langston	LS	First Team (coaches & media)

Honoree	Individual Award
Curt Cignetti	Hayes-Schembechler Coach of the Year (Coaches) Dave McClain Coach of the Year (Media)
Fernando Mendoza	Graham-George Offensive Player of the Year Griese-Brees Quarterback of the Year Rimington-Pace Offensive Lineman of the Year Bakken-Andersen Kicker of the Year Big Ten Sportsmanship Award
Carter Smith	
Nico Radicic	
James Bomba	

ONE-SCORE SQUAD

Indiana head coach **Curt Cignetti** has compiled an impressive 143-37 record across his 15 years as a head coach, including stops at Indiana University of Pennsylvania (2011-16), Elon (2017-18) or James Madison (2019-23).

No matter if he was coaching in the Division II ranks, the FCS level or in the FBS, winning close games is a difference-making part of Cignetti's success with a 30-18 record in games decided by one score.

After going 6-9 in one-score games at IUP, Cignetti has a combined 24-9 record in one-score contests from 2017-25. He went 10-2 in such games at Elon and 10-7 while at James Madison. At Indiana, he is 4-0 in one-score contests. In 2025, Indiana won in Week 5 at Iowa, 20-15, in Week 11 at Penn State, 27-24, and in the Big Ten Championship Game against Ohio State, 13-10. Last season, Indiana defeated Michigan, 20-15, on Nov. 9 on Merchants Bank Field at Memorial Stadium.

Cignetti has never had a losing season as a head coach.

BRYANT HAINES

- AFCA FBS Assistant Coach of the Year
- Broyles Award Finalist

INDIANA OFFENSIVE LINE

- Joe Moore Award Finalist

HONORS TRACKER (INDIVIDUAL)

OMAR COOPER JR.

- Biletnikoff Award Semifinalist
- FWAAs Second-Team All-America

STEPHEN DALEY

- CBS Sports Second-Team All-America
- On3 Second-Team All-America

AIDEN FISHER

- Bednarik Award Semifinalist
- Lombardi Award Semifinalist
- Dick Butkus Award Semifinalist
- Jason Witten Man of the Year Finalist
- Chuck Bednarik National Defensive Player of the Week (Week 7)
- Walter Camp National Defensive Player of the Week (Week 7)
- CBS Sports First-Team All-America
- The Athletic Second-Team All-America
- On3 Second-Team All-America
- Sports Illustrated First-Team All-America
- AP Third Team All-America
- AFCA First Team All-America
- The Sporting News Second-Team All-America
- FWAAs First-Team All-America

ROMAN HEMBY

- William V. Campbell Trophy Semifinalist
- Paul Hornung Award Honor Roll

MIKAIL KAMARA

- LOTT Impact Trophy Quarterfinalist

FERNANDO MENDOZA

- Maxwell Award Winner
- Davey O'Brien Award Winner
- Johnny Unitas Golden Arm Award Top 10
- Walter Camp Award Player of the Year
- The Manning Award Finalist
- Heisman Trophy Winner
- The Athletic First-Team All-America
- Pro Football Focus First-Team All-America
- Sports Illustrated First-Team All-America
- CBS Sports Second-Team All-America
- On3 Second-Team All-America
- Associated Press College Football National Player of the Year
- Walter Camp Football Foundation First Team All-America
- AP First-Team All-America
- AFCA First-Team All-America
- The Sporting News Second-Team All-America
- FWAAs First-Team All-America
- Hispanic Football Hall of Fame College Player of the Year

LOUIS MOORE

- CBS Sports First-Team All-America
- On3 First-Team All-America
- Sports Illustrated First-Team All-America
- AP Second-Team All-America

D'ANGELO PONDS

- Paycom Jim Thorpe Award Watch Semifinalist
- Sports Illustrated First-Team All-America
- The Athletic Second-Team All-America
- CBS Sports Second-Team All-America
- On3 Second-Team All-America
- Walter Camp Football Foundation Second Team All-America
- AP Second-Team All-America
- AFCA Second Team All-America
- The Sporting News First-Team All-America

NICO RADICIC

- Lou Groza Award Semifinalist

ELIJAH SARRATT

- Biletnikoff Award Semifinalist

CARTER SMITH

- Outland Trophy Semifinalist
- The Athletic First Team All-America
- Pro Football Focus First-Team All-America
- CBS Sports Second-Team All-America
- On3 Second-Team All-America
- Sports Illustrated Second-Team All-America
- Walter Camp Football Foundation First Team All-America
- AP Second-Team All-America
- AP First Team All-America
- The Sporting News Second Team All-America
- FWAAs First-Team All-America

TYRIQUE TUCKER

- On3 First-Team All-America
- The Athletic Second-Team All-America
- AP Third Team All-America

BEEN AROUND THE BLOCK

There are 35 players in FBS Football that are on the seventh year or more of eligibility. Indiana running back **Solomon Vanhorse** is one of only three players on that list who are in their eighth year of college football. Vanhorse, Brandon Harris (MTSU) and David Reese (Syracuse) are all tied for the longest active tenured players in FBS football. Each member of the trio started their college football journey in the fall of 2018.

Hoosier long snapper **Mark Langston** is one of the 32 seventh-year players in the sport. Indiana is one of eight schools on the list with at least two players and is tied with Minnesota for the most in the Big Ten. Colorado leads the entire country with three seventh year players. *Research by Middle Tennessee State University Athletics Communications.*

Year	Name	School	Position
8th	Solomon Vanhorse	Indiana	Running Back
8th	Brandon Harris	North Carolina	Quarterback
8th	David Reese	Syracuse	Defensive Line
7th	Mark Langston	Indiana	Long Snapper
32 total seventh year players.			

B1G GRADS

Indiana's roster features 33 student-athletes that have already earned their degrees. Of the 33 graduates, 17 of them own degrees from Indiana (*), while 16 of them transferred to Indiana with degrees already in hand.

Kahlil Benson
Kaelon Black*
James Bomba*
Bryson Bonds*
Devan Boykin
Aden Cannon*
Pat Coogan
Omar Cooper Jr.*
Stephen Daley
Brendan Franke
Ryland Gandy
Roman Hemby
Isaiah Jones*
Camden Jordan*
Mikail Kamara*
Mark Langston
Bray Lynch*
Fernando Mendoza
Zen Michalski
Louis Moore
J'mari Monette*
Tyler Morris*
Riley Nowakowski
Carter Smith*
Holden Staes*
Dominique Ratcliff
Tyrique Tucker*
Kaiden Turner*
Andrew Turvy*
Solomon Vanhorse
EJ Williams Jr.*
Grant Wilson
Hosea Wheeler

THE BISON IS BACK

Indiana University's official mascot – Hoosier The Bison - has returned to the IU-Bloomington campus after a nearly 60-year hiatus. The mascot's homecoming is a result of the 'Bring Back the Bison Act' passed by the Indiana University Student Body Congress on Dec. 16, 2024. In response to the student government vote to re-adopt the Bison as the official IU-Bloomington mascot, IU Athletics moved forward with embracing it as a symbol of both the department and campus' spirit, passion, tradition, unity, and success. Hoosier The Bison made its first public debut at the against Old Dominion on Aug. 30 at Merchants Bank Field at Memorial Stadium.

The state of Indiana and the bison have been linked for more than two centuries. The bison has been used as an Indiana symbol longer than Indiana has been a U.S. state. The bison first appeared on official court documents signed by then Indiana Territory Governor and future U.S. President William Henry Harrison in 1801, a full 15 years before Indiana became the country's 19th state in 1816. The Indiana Territory seal depicted a woodsman chopping trees while a bison runs in the foreground, symbolizing the country's expansion on the Indiana frontier (at the time, the western boundary of the United States). The bison has been part of the Indiana state seal ever since.

At the recommendation of the IU Student Athletic Board and confirmed by the Indiana University Student Senate, the bison mascot was officially adopted and brought to life on October 14, 1965. While the original intent was to have a live bison, that never came to fruition, so the first bison mascot debuted just in time for the final home football game that year – the Old Oaken Bucket game on November 20, 1965.

The 1966 Indiana Football season featured a new costume that was focused on a more realistic look with a very large, authentic-looking bison head. This look lasted through the 1967 season before moving on to a costume more catered to the performer inside with an emphasis on an ease of mobility.

The new bison mascot costume debuted just in time for the January 1, 1968, Rose Bowl matchup with USC. The updated bison costume returned for the 1968 and 1969 seasons but fan support for the bison mascot began to wane and ultimately led to a hiatus from campus.

STAFF UPDATE

After an outstanding 2024 season, Indiana head coach **Curt Cignetti** retained nearly the entire coaching staff from the previous campaign.

The only countable on-field assistant to leave was quarterbacks/co-offensive coordinator Tino Sunseri, who took the same position at UCLA.

Chandler Whitmer replaced Sunseri as the new head of the quarterbacks for Indiana in December 2024. Whitmer came to Bloomington after serving as a pass game specialist for the Atlanta Falcons in 2024.

Five of Cignetti's staff members were with him at James Madison, including: defensive coordinator/linebackers **Bryant Haines**, offensive coordinator/wide receivers **Mike Shanahan**, special teams coordinator/tight ends **Grant Cain**, defensive tackles **Pat Kuntz** and running backs **John Miller**.

A NEW & HISTORIC PARTNERSHIP

Just over a week before the start of the 2025 season, Indiana announced that IU Athletics and Merchants Bank formed a new partnership in support of the University's Department of Intercollegiate Athletics.

The agreement includes a \$50 million commitment over 20 years. As part of the agreement with Indiana Athletics and Learfield's IU Sports Properties, Memorial Stadium's playing surface has been named renamed Merchants Bank Field at Memorial Stadium, effectively immediately.

While the new branding is the biggest change that IU fans will see, what separates this agreement from many others is that it extends well beyond naming rights. An exciting part of the partnership for IU student-athletes – both present and future – is that Merchants Bank will provide them with comprehensive financial literacy training. This training will be at no cost to the student-athletes and will help ensure that they have the tools to maximize their opportunities in a new intercollegiate athletics landscape that includes, among other things, revenue sharing and NIL.

"Merchants Bank Field at Memorial Stadium" is prominently displayed in multiple locations on the stadium's playing surface. New interior, exterior and directional signage debuted during the team's Week 1 opener against Old Dominion (Aug. 30).

This is the first time in program history that Memorial Stadium's field will have its own distinct name.

TWO HOOSIERS ON COLLEGE FOOTBALL HALL OF FAME BALLOT

A pair of Indiana All-Americans in running back **Vaughn Dunbar** (1990-91) and quarterback **Antwaan Randle El** (1998-2001) are on the ballot for the College Football Hall of Fame in 2025.

Randle El earned All-Big Ten distinction in 1999, 2000 and 2001, and was named Big Ten Freshman of the Year in 1998. The Big Ten MVP, and first-team All-American in 2001, Randle El finished sixth in the Heisman Trophy balloting that season.

The Riverdale, Illinois, native was the first in NCAA history to score 40 career touchdowns (45) and throw 40 career touchdown passes (42). He was also the first to record over 2,500 total yards in four seasons, and the first to both pass for over 6,000 and rush for over 3,000 career yards.

Dunbar was a first-team All-B1G pick and unanimous first-team All-American in 1991 when he led the nation in rushing (1,805) and finished sixth in Heisman voting.

The Fort Wayne, Indiana, native posted consecutive 1,000-yard seasons and finished his career No. 3 on the career rushing charts at IU with 3,029 yards, a total that currently sits No. 7 all-time in program history. He led IU to a pair of bowl appearances and a win in the 1991 Copper Bowl as the game's offensive MVP.

Six Indiana football student-athletes are already among the less than one percent enshrined in the CFB Hall of Fame: **Zora Clevenger** (HB; 190–3), **Alvin "Bo" McMillin** (Coach; 1934-47), **Pete Pihos** (End/FB' 1942-43, 45-47), **George Taliaferro** (HB; 1945, 47-48), **Anthony Thompson** (RB; 1986-89) and **John Tavener** (1941-44).

FISCHER AMONG ICONIC VOICES IN COLLEGE FOOTBALL

In his 53rd season with the Indiana football program, the legendary voice of the Hoosiers, Don Fischer, is among the longest tenured play-by-play voices in the sport.

The 2022 recipient of the National Football Foundation and College Hall of Fame's Chris Schenkel Award and IU Hall of Fame Class of 2022, Fischer is the longest tenured radio play-by-play announcer in college football, tied with Tommy Suggs of South Carolina.

Announcer	School	Year in 2025
Don Fischer	Indiana	53
Tommy Suggs	South Carolina	53
Bill Hillgrove	Pittsburgh	52
John Cox	Southern Miss	48
George Blaha	Michigan State	48
Johnny Holliday	Maryland	46
Jon Teicher	UTEP	45

ASSOCIATED PRESS TOP 25

Rk	Team (1st Place Votes)	Record	Pts.	Prev.
1.	INDIANA (66)	13-0	1,650	2
2.	Georgia	12-1	1,550	3
3.	Ohio State	12-1	1,538	1
4.	Texas Tech	12-1	1,452	5
5.	Oregon	11-1	1,358	4
6.	Ole Miss	11-1	1,323	6
7.	Texas A&M	11-1	1,278	7
8.	Oklahoma	10-2	1,154	8
9.	Notre Dame	10-2	1,094	9
10.	Miami (Fla.)	10-2	1,017	12
11.	Alabama	10-3	973	10
12.	BYU	11-2	899	11
13.	Vanderbilt	10-2	880	13
14.	Texas	9-3	872	14
15.	Utah	10-2	748	15
16.	USC	9-3	609	17
17.	Tulane	11-2	521	21
18.	Michigan	9-3	503	18
19.	James Madison	12-1	490	19
20.	Virginia	10-3	323	16
21.	Arizona	9-3	322	22
22.	Navy	9-2	173	23
23.	North Texas	11-2	151	20
24.	Georgia Tech	9-3	147	24
25.	Missouri	8-4	92	25

Receiving Votes: Houston 82, **Iowa 74**, Tennessee 61, New Mexico 21, Duke 18, Boise State 16, UNLV 10, USF 10, SMU 8, Arizona State 6, Louisville 6, UConn 5, Washington 4, Pittsburgh 3, **Kennesaw State 3**, **Illinois 2**, Iowa State 2, Western Michigan 1, TCU 1.

USA TODAY/US LBM COACHES POLL

Rk	Team (1st Place Votes)	Record	Pts.	Prev.
1.	INDIANA (61)	13-0	1,549	2
2.	Georgia (1)	12-1	1,461	3
3.	Ohio State	12-1	1,433	1
4.	Texas Tech	12-1	1,339	6
5.	Oregon	11-1	1,317	4
6.	Ole Miss	11-1	1,240	5
7.	Texas A&M	11-1	1,169	7
8.	Oklahoma	10-2	1,093	8
9.	Notre Dame	10-2	1,037	9
10.	Miami (Fla.)	10-2	941	13
11.	Alabama	10-3	913	10
12.	Vanderbilt	10-2	867	12
13.	BYU	11-2	790	11
14.	Texas	9-3	788	14
15.	Utah	10-2	719	15
16.	USC	9-3	558	17
17.	Michigan	9-3	479	18
18.	Tulane	11-2	448	21
19.	James Madison	12-1	389	19
20.	Arizona	9-3	326	22
21.	Virginia	10-3	288	16
22.	Georgia Tech	9-3	223	23
23.	Tennessee	8-4	123	24
24.	Houston	9-3	119	NR
25.	Navy	9-2	118	25

Receiving Votes: **Iowa 102**, North Texas 89, Missouri 51, Duke 43, SMU 32, Washington 24, **Illinois 10**, Boise State 10, TCU 9, Pittsburgh 9, Arizona State 8, USF 7, Louisville 7, Connecticut 7, **Penn State 6**, **Kennesaw State 3**, UNLV 2, **Old Dominion 2**, Western Michigan 1, San Diego State 1.

COLLEGE FOOTBALL PLAYOFF RANKINGS

1.	INDIANA (13-0)	14.	Vanderbilt (10-2)
2.	Ohio State (12-1)	15.	Utah (10-2)
3.	Georgia (12-1)	16.	USC (9-3)
4.	Texas Tech (12-1)	17.	Arizona (9-3)
5.	Oregon (11-1)	18.	Michigan (9-3)
6.	Ole Miss (11-1)	19.	Virginia (10-3)
7.	Texas A&M (11-1)	20.	Tulane (11-2)
8.	Oklahoma (10-2)	21.	Houston (9-3)
9.	Alabama (10-3)	22.	Georgia Tech (9-3)
10.	Miami (Fla.) (10-2)	23.	Iowa (8-4)
11.	Notre Dame (10-2)	24.	James Madison (12-1)
12.	BYU (11-2)	25.	North Texas (11-2)
13.	Texas (9-3)		

(*As of December 7)

QUARTERBACKS

QUARTERBACKS (5)

No.	Name	Ht.	Wt.	Yr.	State
12	Bell, Jacob	6-2	213	Fr.	Ill.
14	Geske, Maverick	6-0	192	Fr.	Ind.
16	Mendoza, Alberto *	6-2	207	R-Fr.	Fla.
15	Mendoza, Fernando	6-5	225	R-Jr.	Fla.
2	Wilson, Grant	6-3	220	R-Sr.+	Va.

* - Varsity letter earned

• **Chandler Whitmer** leads the revamped quarterback room and serves as co-offensive coordinator. The only new on-field coaching staff member comes to IU by way of the Atlanta Falcons where he was a pass game specialist in 2024.

• Redshirt junior **Fernando Mendoza** transferred to IU after three seasons at California (2022-24) and was named Indiana's first Heisman Trophy winner as well as the Big Ten's first since Ohio State quarterback Troy Smith in 2006.

• Mendoza garnered four other national honors: AP National Player of the Year, Davey O'Brien Award, Maxwell Award and Walter Camp Player of the Year. He also earned first-team All-America (AFCA, AP, PFF, Sports Illustrated, The Athletic, Walter Camp Football Foundation).

• In the conference, he was named the Graham-George Offensive Player of the Year and Griese-Brees Quarterback of the Year while being selected for All-Big Ten first team (coaches & media) honors.

• He is the older brother of fellow Indiana quarterback **Alberto Mendoza**. They are reunited for the first time since being teammates in 2022 at Christopher Columbus High School in Miami, Florida.

• The brothers each tossed a touchdown pass in Week 2, to become the first set of brothers to throw a touchdown pass in the same FBS game for the same team since 2015 when Arkansas' Brandon Allen and Austin Allen did so against UT Martin (10/31/2015).

• This season, the brothers have each accounted for a touchdown in the same game five times.

Kennesaw State (Week 2)
Fernando Mendoza (4 pass) | Alberto Mendoza (1 pass)
Indiana State (Week 3)
Fernando Mendoza (1 rush, 5 pass) | Alberto Mendoza (2 pass)
UCLA (Week 9)
Fernando Mendoza (1 rush, 3 pass) | Alberto Mendoza (1 rush)
at Maryland (Week 10)
Fernando Mendoza (1 rush, 1 pass) | Alberto Mendoza (1 pass)
at Purdue (Week 14)
Fernando Mendoza (1 rush, 2 pass) | Alberto Mendoza (1 pass)

• **Fernando Mendoza** has more touchdowns passes in a single season than any Hoosier (41) and ranks No. 6 on the program's career list.

• His five touchdown passes in the Peach Bowl earned him Offensive MVP against Oregon (1/9) and set an IU bowl record, breaking his own mark of three in The Rose Bowl Game last week and **Nate Sudfeld's** Pinstripe Bowl performance in 2015.

• His 41 touchdown passes rank No. 1 in the FBS and the Big Ten, as do his 47 touchdowns accounted for (41 pass, 6 rush). The 41 passing touchdowns on the season are tied for No. 3 on the Big Ten single-season charts with **Justin Fields** of Ohio State (41; 2019).

• Mendoza's 177 yards passing against Oregon pushed his season total to 3,349 and to No. 3 on the single-season charts. He passed **Ben Chappell** (3,295; 2010).

• His five touchdowns in the Peach Bowl marked his sixth game in 2025 with at least four touchdown passes, the most by a Hoosier quarterback in a single season.

• Mendoza set Rose Bowl Game records for his 87.5% completion percentage (min. 10 attempts) and a 250.2 passer rating as part of a 14-of-16 passing day with 192 yards and three touchdowns.

• Mendoza is the third Big Ten quarterback since 2000 with three-straight games of at least four passing touchdowns and zero interceptions - **C.J. Stroud** (Ohio State; 2021) and **Kyle Orton** (Purdue; 2004, four straight since he did so in Weeks 2-4 against Kennesaw State, Indiana State and Illinois).

• Mendoza has passed for over 200 yards in 10 games as a Hoosier, which is tied for No. 1 in single-season history with **Nate Sudfeld** (2015) and **Kellen Lewis** (2007).

Week	Opponent	Yds	TD
Week 2	Kennesaw State	245	4
Week 3	Indiana State	270	5
Week 4	No. 9/8 Illinois	267	5
Week 5	at Iowa	233	2
Week 7	at No. 3/2 Oregon	215	1
Week 8	Michigan State	332	4
Week 10	at Maryland	201	1
Week 11	at Penn State	218	1
Week 12	Wisconsin	299	4
Week 15	No. 1/1 Ohio State	222	1

• Mendoza is the only FBS quarterback since at least 1996 with three-or-more games of four touchdowns and a completion percentage better than .900 in a single season or career. Bryce Young of Alabama is the only other FBS quarterback with multiple occurrences in the same season (2021; vs. New Mexico State & Southern Miss), while Cade Klubnik of Clemson is the only other with multiple games in a career (1; 2024 & 2025).

• His 91.7% completion percentage in Week 12 against Wisconsin (11/15) is good for No. 3 on the game completion percentage charts, giving him the top three games in program history (min. 20 attempts).

% (C-A)	Player & Opponent	Date
.950 (19-20)	Fernando Mendoza vs. Indiana State	9/12/25
.917 (22-24)	Fernando Mendoza vs. Wisconsin	11/15/25
.913 (21-23)	Fernando Mendoza vs. Illinois	9/20/25

• In Week 11 at Penn State (11/8), Mendoza scored a rushing touchdown for the third consecutive week and threw the go-ahead touchdown pass to **Omar Cooper Jr.** with 36 seconds remaining.

• His first 300-yard passing day at Indiana and fourth of his career came in Week 8 versus Michigan State (10/18) when he went for 332 yards and four touchdowns on 24-of-28 passing.

• Mendoza connected with **Elijah Sarratt** for an 8-yard touchdown and a 27-20 Indiana lead with 6:23 remaining in Week 7 at No. 3/2 Oregon (10/11).

• He had 233 yards passing on 13-of-23 passing and two touchdowns, including the game-winning touchdown pass to Sarratt on a 49-yard connection with 1:28 left in the fourth quarter in Week 5 at Iowa (9/27).

• In Week 4 against No. 9/8 Illinois (9/20), Mendoza had a 21-for-23 passing day with 267 yards and five passing touchdowns. His .913 (21-for-23) completion percentage put him at No. 3 on the game completion percentage charts just a week after setting the program record.

• Mendoza went 19-of-20 passing for 270 yards and five touchdowns to go along with a rushing score in Week 3 against Indiana State (9/12). His .950 (19-for-20) completion percentage set the program's single-game record, topping **Peyton Ramsey's** mark against Eastern Illinois (13-14; .929) in 2019.

• Mendoza's six touchdowns accounted for are tied for the most in a single-game in program history with **Rourke** (2024, Purdue), **Tre Roberson** (2013, Purdue) **Levron Williams** (2001, at Wisconsin), and **Bob Hoernschemeyer** (1943; Nebraska).

• In Fernando's Indiana debut in Week 1 against Old Dominion (8/30), he threw for 193 yards on 18-of-31 passing and had yards rushing yards with a rushing touchdown.

• In 2024, he completed 265-of-386 of his passes for 3,004 yards, 16 touchdowns with 87 rushes for 105 yards and two rushing scores over the course of his 11 starts before missing the last week due to illness.

• It was just the ninth 3,000-yard passing season in Cal history. He finished top-10 on Cal's single-season passing charts in total offense (No. 7; 3,109 yards), passing efficiency (No. 8; 144.59) and yards passing (No. 9; 3,004 yards).

• Mendoza finished his Cal career as the all-time leader in completion percentage (.664) and tied for No. 7 in 250-yard passing games (10), equaling the marks of Gale Gilbert (10; 1980-84) and Aaron Rodgers (10; 2003-04) in career 250-yard passing games at Cal.

• The 2023 season featured Mendoza earning the starting gig in the final eight games of the season. He threw for 1,708 yards on 153-of-243 passing attempts with 14 touchdowns and 10 interceptions. Mendoza also charted 48 rushes for 92 yards and two touchdowns.

• In Mendoza's career, he has completed 675-of-989 passing attempts for 8,061 yards with 71 touchdowns. Additionally, he has run for 481 career yards and 10 rushing scores while also catching one pass for a 15-yard touchdown.

• **Alberto Mendoza** had a 58-yard rush and threw a 65-yard touchdown pass to **Davion Chandler** in Week 14 at Purdue (11/28).

• He had his first career rushing touchdown on a 4-yard score in Week 9 against UCLA (10/25).

• Mendoza charted 104 yards passing and two touchdowns in Week 3 against Indiana State (9/12).

• He threw his first career touchdown pass on a 6-yard connection to **Charlie Becker** in Week 2 against Kennesaw State (9/6).

• He served as the No. 3 quarterback for Indiana in 2024 and made his collegiate debut against Western Illinois in Week 2 (9/6).



RUNNING BACKS

RUNNING BACKS (7)

No.	Name	Ht.	Wt.	Yr.	State
29	Beebe Jr., Lee	5-10	218	R-Jr.	Ala.
8	Black, Kaelon *	5-10	211	R-Sr.	Va.
20	Cuono, Sean	5-10	198	Fr.	Fla.
1	Hemby, Roman	6-0	210	R-Sr.	Md.
30	Kropp, Kyler	6-2	209	R-Fr.	Ind.
28	Martin, Khobie *	6-0	208	R-Fr.	Ind.
18	Vanhorse, Solomon *	5-8	185	Gr.+	Ga.

* -Varsity letter earned

• **John Miller** is in his second season coaching the Indiana running backs in 2025. Prior to Indiana, he coached the same position at James Madison for three seasons (2021-23).

• Miller's work with the running backs in 2024 made for an instant success. The Indiana running backs combined for 37 rushing scores which tied for the most in a season in program history. IU's 33 total rushing scores in 2025 marks just the seventh season of eclipsing 30 total scores on the ground (1988-90, 2000-01, 2024-25).

• Indiana produced just the second 3,000-yard rushing season in program history this season and back-to-back 2,000-yard rushing seasons for the first time since 2013-15.

• Indiana's 312 yards rushing in Week 4 against No. 9/8 Illinois (9/20) marked four-straight 300-yard rushing efforts for the first time in program history. It marked the longest Power 4 stretch since Baylor in 2017.

• In addition to the four-straight games to begin the season, Indiana recorded 300-yard rushing efforts in Week 10 at Maryland (367) and in Week 14 at Purdue (355). IU has a program-record six 300-yard rushing games in 2025.

• With two rushing scores in the Peach Bowl against Oregon (1/9), Indiana has recorded multiple rushing scores in 23 of 28 games since the start of 2024.

• The 309 yards rushing in Week 1 against Old Dominion (8/30) was the team's first 300-yard effort against an FBS team since 2016 (411 yards vs. Maryland).

• **Kaelon Black** charted his second career multi-touchdown game with two rushing touchdowns in the Peach Bowl against Oregon (1/9). He has scored a touchdown in five of the last seven games.

• He ran for 99 yards and a touchdown in the Rose Bowl Game against Alabama (1/1).

• Black had his first career multi-rushing touchdown game when he ran for two scores in Week 14 at Purdue (11/28).

• He scored a 31-yard rushing touchdown as part of his first 100-yard rushing game as a Hoosier with 110 yards on 14 carries in Week 10 at Maryland (11/1).

• He went for 64 yards rushing on 10 carries and had a 29-yard touchdown in Week 8 against Michigan State (10/18).

• Black had a 40-yard rushing touchdown in the third quarter of Week 4 against No. 9/8 Illinois (9/20). He totaled 89 yards rushing on 10 carries.

• In Week 1 against Old Dominion (8/30), Black had 92 yards rushing and a touchdown.

• Black joined IU in 2024 after four years at James Madison (2020-23). He has registered 54 appearances with 17 starts over the course of his career.

• In 2024, Black appeared in all 13 games and logged 251 yards rushing on 46 attempts with two touchdowns. He recorded his first touchdown as a Hoosier in Week 4 against Charlotte (9/21).

• In 2023, Black made 12 starts and appeared in all 13 games at James Madison, logging 637 yards rushing with one touchdown and 254 receiving yards and four touchdown receptions.

• He owns four career 100-yard rushing games and has produced 3,123 career all-purpose yards and 23 touchdowns (17 rushing, 6 receiving).

• **Roman Hemby** is the one of two active FBS players with 3,000 yards rushing and 1,000-yards receiving in his career. He owns 4,775 all-purpose yards (3,767 rushing, 1,081 receiving, 287 kickoff return) and has scored 34 career touchdowns (29 rushing, 5 receiving).

• Hemby became the 20th Hoosier running back with 1,000 yards rushing in a season with his 89 yards on the ground in the Rose Bowl Game against Alabama (1/1). He now has 1,060 yards on the season to sit No. 17 on the list, as he passed **Anthony Thompson** (1,014; 1987) and **Devine Redding** (1,012; 2015). He is the first 1,000-yard rusher since **Stevie Scott III** in 2018 (1,137).

• His 82-yard rushing score in Week 14 at Purdue (11/28) was the longest by a Hoosier since **Tevin Coleman** vs. Ohio State in 2014 and ties for the 10th longest rush in program history. Hemby totaled 152 yards on the ground against Purdue.

• The All-Big Ten third team (media) selection had 88 yards rushing and a touchdown in a return to his alma mater in Week 10 at Maryland (11/1).

• He logged his sixth multi-rushing touchdown game and seventh multi-touchdown game of his career when he rushed for two scores in Week 9 against UCLA (10/25).

• Hemby ran for two touchdowns in Week 7 at No. 3/2 Oregon (10/11).

• He logged 86 yards rushing and one reception for 5 yards in Week 5 at Iowa (9/27) after 102 all-purpose yards (65 rushing; 37 receiving) in Week 4 against No. 9/8 Illinois (9/20).

• He totaled 111 yards on the ground in his IU debut in Week 1 against Old Dominion (8/30).

• Hemby is the first IU running back to top the 100-yard mark in their IU debut since **Jordan Howard** ran for 145 yards against Southern Illinois to open the 2015 season.

• In 2024, at Maryland he started in all 12 games and totaled 607 yards rushing on 134 attempts and six touchdowns. He also logged 273 yards receiving on 40 receptions with one touchdown.

• Notched his first career game with both a rushing and receiving touchdown in Week 5 at Indiana (9/28).

• Hemby is a two-time honorable mention All-Big Ten (2022 & 2023).

• Redshirt freshman **Khobie Martin** has appeared in 14 games in 2025 with two 100-yard rushing games and six touchdowns.

• He posted 80 yards rushing on 11 carries with a 6-yard touchdown run in Week 10 at Maryland (11/1).

• Martin logged back-to-back weeks with over 100 yards rushing and multiple scores when he logged 107 yards and two touchdowns in Week 4 against No. 9/8 Illinois (9/20).

• In Week 3 against Indiana State (9/12), Martin had his first 100-yard rushing game and multi-touchdown game when he charted 109 yards on 11 carries and two scores.

• Martin appeared in two games of the 2024 season and logged 14 carries for 73 yards on the ground. In his Hoosier debut in Week 2 of 2024 against Western Illinois (9/6), he had a 31-yard rush.

• UAB transfer **Lee Beebe Jr.** posted 90 yards rushing with a touchdown in Week 2 against Kennesaw State (9/6), before he suffered a season-ending injury in Week 3 against Indiana State (9/12).

• He made his Indiana debut in Week 1 against Old Dominion (8/30) and had 73 yards rushing on 11 attempts.

• Beebe Jr. spent the first three years of his career at UAB (2022-24) with 24 games played and 10 starts.

• In 2024, Beebe Jr. appeared in all 12 games and made 10 starts en route to being named third-team All-American Athletic Conference.

• Beebe Jr. has accumulated 1,844 career all-purpose yards (1,485 rushing, 324 receiving, 34 kickoff return, 1 fumble return) and totaled 13 career touchdowns (12 rushing, 1 receiving).

• **Solomon Vanhorse** is in his eighth season of college football, beginning his career back in 2018. He is one of three eighth-year players in the FBS in 2025. Vanhorse has made 65 career appearances with nine starts.

• In Week 4 against No. 9/8 Illinois, Vanhorse registered his first rushing attempts of the season, charting 27 yards rushing on four carries.

• In his first year at Indiana in 2024, Vanhorse appeared in all 13 games, primarily on special teams where he served as a primary kick returner. He returned five kickoffs for a total of 102 yards.

• Prior to Indiana, he spent six seasons at James Madison (2018-23) and played in 37 games with nine starts. He redshirted his initial college season and missed much of 2022 and 2023 due to injuries.

• In 2021, he became the 39th player in FBS or FCS since 1996 to return a kickoff for a touchdown, score a rushing touchdown and have a receiving touchdown in the same game (Towson, 11/20).

• True freshman **Sean Cuono** made his Hoosier debut in Week 3 against Indiana State (9/12) with two carries for 17 yards.



WIDE RECEIVERS

WIDE RECEIVERS (15)

No.	Name	Ht.	Wt.	Yr.	State
80	Becker, Charlie *	6-4	209	So.	Tenn.
6	Bond, Lebron	5-9	173	Fr.	Va.
0	Brady, Jonathan	5-10	183	Sr.	Calif.
4	Chandler, Davion	5-11	180	Fr.	Ind.
22	Ciongoli, Ace	5-11	169	Fr.	Mass.
3	Cooper Jr., Omar ***	6-0	204	R-Jr.	Ind.
89	Jordan, Camden **	6-0	180	R-Sr.	Ind.
26	Kaiser, Cade	6-5	207	Fr.	Ind.
82	Kendrick, Myles	6-0	1900	Fr.	Fla.
86	Massel IV, Bruno	5-11	193	Fr.	Ill.
9	Morris, Tyler	5-11	183	Sr.	Ill.
13	Sarratt, Elijah *	6-2	213	Sr.	Va.
83	Hunter Stroud	6-0	178	Fr.	Ind.
17	Wasserstrom, Jackson **	5-11	175	R-Jr.	Ind.
7	Williams Jr., E.J. **	6-3	205	Sr.+	Ala.

* - Varsity letter earned

In his second year as Indiana's offensive coordinator and wide receivers coach, **Mike Shanahan** is building upon a productive 2024 season.

Since Shanahan took over the offense, it has ranked amongst the nation's best. IU on pace to be the only offense to average 40-plus points per game in 2024 and 2025.

FBS Rank	Category (Total or Average)	Year
2	Points Per Game (42.6)	2025
2	Points Per Game (41.3)	2024
1	Touchdowns (84)	2025
4	Touchdowns (72)	2024
1	Points Scored (639)	2025
4	Points Scored (537)	2024

Elijah Sarratt and **Omar Cooper Jr.** were both Biletnikoff Award semifinalists. Sarratt is No. 1 (15) and Cooper Jr. (13) is No. 2 in the Big Ten for touchdown receptions. They are also the only Hoosier teammates with 10-plus receiving touchdowns in the same season in program history.

The duo is one of two active FBS pairs with 20-plus career receiving touchdowns (Houston) and are firmly in the top 5 of the program's career receiving touchdowns charts.

Rank	TD	Name	Years
1.	36	James Hardy	2005-07
2.	30	Jade Butcher	1967-69
3.	23	Elijah Sarratt	2024-
4.	22	Omar Cooper Jr.	2022-
5.	20	Ernie Jones	1984-87
	20	Shane Wynn	2011-14

Sarratt's two touchdowns in the Peach Bowl against Oregon (1/9) pushed him to 15 receiving scores on the season, passing **Ernie Jones** (13; 1987) for No. 2 on the single-season charts.

He had the go-ahead touchdown on a 17-yard score in the Big Ten Championship Game against Ohio State (12/6) to put Indiana up 13-10 in the third quarter.

The All-Big Ten second team (coaches & media) pick made his first appearance back from injury in Week 14 at Purdue (11/28) after getting injured in Week 10 at Maryland (11/1). He had a 17-yard touchdown reception against Purdue.

In Week 7 at No. 3/2 Oregon (10/11), Sarratt caught the go-ahead touchdown to put Indiana up 27-20 with 6:23 remaining in the game and registered his 13th career 100-yard receiving game with 121 yards on eight catches.

In Week 5 at Iowa (9/27), Sarratt pulled in the game-winning touchdown reception on a 49-yard connection with **Fernando Mendoza** with 1:28 left in the fourth quarter. He logged 156 yards receiving on seven catches.

The Week 4 win over No. 9/8 Illinois (9/20) featured Sarratt going for two touchdowns with 92 yards on nine receptions.

In Week 2 against Kennesaw State (9/6), Sarratt posted a career-high-tying three receiving touchdowns for the first time since 2023 (at Coastal Carolina). He had nine catches for 97 yards in the win.

In 2024, Sarratt started all 13 games with 957 yards receiving on 53 receptions and eight touchdowns. His performance earned him third-team All-Big Ten from the conference coaches and media and second-team All-Big Ten by the Associated Press.

Sarratt owns 13 career 100-yard receiving games (6 at Indiana; 6 at JMU; 1 at SFU) and has posted multiple receiving touchdowns in 11 games (6 at Indiana; 5 at JMU).

After starting his tenure at JMU on the third unit, Sarratt had a breakout sophomore season in 2023 to earn first-team All-Sun Belt. Sarratt played at Saint Francis (Pa.) as a true freshman in 2022 and was tabbed as a FCS Freshman All-America and first-team All-Northeast Conference.

Omar Cooper Jr.'s 8-yard touchdown reception in the Peach Bowl against Oregon (1/9) put him at 13 season scores and into a tie for No. 3 on the program's season charts with **Ernie Jones** (13; 1987). His touchdown in Week 12 against Wisconsin (11/15) gave him the 10th double-digit touchdown season by a Hoosier wide receiver.

In Week 11 at Penn State (11/8), Cooper Jr. caught the game-winning touchdown reception on a 7-yard throw from **Fernando Mendoza** with 36 seconds remaining to put Indiana up 27-24.

The All-Big Ten second team (coaches & media) charted his fourth 100-yard receiving game with 115 on eight catches and a 48-yard touchdown in Week 8 against Michigan State (10/18).

Cooper Jr.'s 14-yard touchdown reception in Week 5 at Iowa (9/27) marked three consecutive weeks (Week 3-5) with a receiving touchdown and four-straight weeks with a score (Week 2-5).

Cooper Jr. went for 10 catches, 207 yards receiving and four touchdowns in Week 3 against Indiana State (9/12). It was the first multi-touchdown game of his career and tied the school record for most receiving scores in a single game (4) with **James Hardy** (Michigan State, 2006).

The 24 points scored tied for No. 3 on the single-game scoring charts and tied for the most points scored since **Anthony Thompson** posted 32 against Northwestern in 1989.

His performance marked the ninth 200-yard receiving game in program history and sit No. 7 on the single-game charts. The 207 yards are the most in a game since **Ty Fryfogle** (218) at Ohio State in 2020. His 10-catch effort is the first double-digit catch game since Jaylin Lucas (10) in 2023 versus Louisville.

He had a 75-yard rush for a touchdown in Week 2 against Kennesaw State (9/6). It tied for the longest touchdown run by an IU wide receiver since at least 1996 (**Shane Wynn**; Michigan State, 2014) and was the longest rushing touchdown by a non-running back since 2014 (**Zander Diamond**; Ohio State).

Senior **E.J. Williams Jr.** had his first-career multi-touchdown game with two scores on five catches and 109 yards receiving in Week 9 against UCLA (10/25). His second touchdown was a 62-yard catch and run.

He scored on an 8-yard touchdown in Week 2 against Kennesaw State (9/6) for his first score as a Hoosier and his first since 2020 (vs. Notre Dame) while at Clemson.

Williams Jr. is in his third year in Bloomington (2023-25) after spending the first three at Clemson (2020-22). He initially entered the transfer portal after four appearances in 2024 before electing to come back to IU.

Charlie Becker made it back-to-back weeks with a touchdown on his 36-yard touchdown reception in the Peach Bowl against Oregon (1/9).

He scored the first touchdown in IU history in the Rose Bowl Game against Alabama (1/1) on his 21-yard reception in the second quarter.

He posted 126 yards receiving on six receptions in the Big Ten Championship Game against Ohio State (12/6).

Becker logged 100-plus yards receiving in back-to-back weeks in Week 12 against Wisconsin when he went for 108 yards and a 31-yard touchdown. Becker had 118 yards receiving on seven receptions in Week 11 at Penn State (11/8).

He hauled in a 52-yard reception in Week 10 at Maryland (11/1), after he had two catches for 35 yards in his first career start in Week 9 against UCLA (10/25).

Becker had a 6-yard touchdown reception from **Alberto Mendoza** for his first career receiving touchdown in Week 2 against Kennesaw State (9/6).

Becker appeared in 12 games as a true freshman in 2024, seeing time mostly on special teams. He logged 123 special teams snaps (46 kickoff return, 21 kickoff coverage, 53 punt return).

In his collegiate debut in Week 2 against Western Illinois (9/6), he scored his first career touchdown on a 3-yard rush in the fourth quarter.

Indiana added transfer receiver **Jonathan Brady** in the spring window from California where he teamed with **Fernando Mendoza**.

Brady's 16 punt return yards in the Peach Bowl against Oregon (1/9) put him at 347 on the season and into No. 5 on the single-season charts, passing **Thomas Lewis** (342; 1993).

Brady had a 6-yard touchdown reception from **Alberto Mendoza** in Week 10 at Maryland (11/1). He went for two receiving touchdowns on three catches for 27 yards in Week 3 against Indiana State (9/12).

He scored IU's first touchdown of the season on a 91-yard punt return in the first quarter in Week 1 against Old Dominion (8/30), which is tied for the fourth-longest punt return in program history and the longest since **Lance Bennett**'s program-record 94-yarder 2004 against Michigan State.

The punt return touchdown was the first for IU since **D.J. Matthews Jr.** returned one 81 yards against Idaho (9/11/21).

With 108 total punt return yards, Brady moved into No. 6 on the single-game charts and the most since **J-Shun Harris** (100) in 2018.

In 2024, Brady appeared in all 13 games for Cal with 24 starts and caught 36 passes for 386 yards and three touchdowns. Prior to Cal, Brady spent his first two years (2022-23) at New Mexico where he saw time in 28 games with 21 starts.



TIGHT ENDS

TIGHT ENDS (5)

No.	Name	Ht.	Wt.	Yr.	State
85	Barker, Andrew	6-4	246	Fr.	Ind.
48	Bomba, James ***	6-6	253	R-Jr.	Ind.
37	Nowakowski, Riley	6-1	249	R-Sr.+	Wis.
19	Staes, Holden	6-4	250	Sr.	Ga.
84	Thiry, Blake	6-4	224	Fr.	Wis.

- In addition to serving his second season as Indiana's special teams coordinator, **Grant Cain** continues his role with Indiana's tight ends unit.
- This is Cain's seventh year coaching the position group as he has done so every year in his time under **Curt Cignetti** (2019-present).
- Sixth-year senior **Riley Nowakowski** owns a catch in 13 of 15 games and has caught a touchdown in two games.
- The All-Big Ten second team (media) honoree charted 65 yards receiving and a 21-yard touchdown in Week 12 against Wisconsin (11/15).
- Nowakowski had a 29-yard reception in the fourth quarter on the game-winning touchdown drive in Week 11 at Penn State (11/8).
- He went for 54 yards receiving on three grabs in Week 8 against Michigan State (10/18).
- Lone catch was a 43-yard touchdown reception in Week 4 against No. 9/8 Illinois (9/20) on a second quarter tight end screen.
- He scored his first touchdown as a Hoosier on a 1-yard rush in Week 2 against Kennesaw State (9/6). It was his first career rushing attempt.
- He caught two passes for 15 yards in his Hoosier debut in in Week 1 against Old Dominion (8/30).
- Including his time at IU and his five years at Wisconsin (2020-24), Nowakowski has appeared in 55 career games with 26 starts.
- He started in nine of 12 games at Wisconsin in 2024 and caught 11 passes for 73 yards.
- In 2023, he made his first collegiate start against Ohio State (10/28) and caught his first career touchdown pass at Minnesota (11/25).
- He joined Wisconsin as a linebacker and went on to play that position and fullback before moving to tight end in 2023.

- **Holden Staes** joined IU for his senior season after spending 2024 at Tennessee and his first two collegiate seasons at Notre Dame (2022-23). Over the course of his career, Staes has appeared in 50 games with 14 starts.
- Staes scored on a 2-yard touchdown reception in Week 12 against Wisconsin (11/15).
- He caught his first touchdown as a Hoosier on an 18-yard reception in Week 3 against Indiana State (9/12).
- Staes made one catch for 4 yards in his Hoosier debut in Week 1 against Old Dominion (8/30)
- In his lone season at Tennessee, Staes appeared in all 13 games with three starts and caught 15 passes for 131 receiving yards.
- **James Bomba** is the lone returner from the tight end unit and is in his fifth and final season in Bloomington. He has appeared in 44 games with 10 starts.
- He caught his first career touchdown pass in Week 12 of the 2023 season versus Michigan State. He hauled in a 3-yard pass in the third quarter.
- Bomba is an Indiana legacy, as his father, **Matt Bomba** (1990-92), and grandfathers, **Brad Bomba** (1954-56) and **Bob Van Pelt** (1964-66), all lettered in football at IU. His mother, Kelly, is an executive associate athletic director for the Hoosiers.
- Bomba was put on scholarship in 2022 after joining the team as a walk-on in 2021.

* - Varsity letter earned



OFFENSIVE LINE

OFFENSIVE LINE (15)

No.	Name	Ht.	Wt.	Yr.	State
72	Ajani, Adedamola *	6-4	308	R-Fr.	Ind.
67	Benson, Kahlil **	6-6	319	R-Sr.+	Miss.
78	Coogan, Pat	6-5	311	R-Sr.	Ill.
62	Evans, Drew *	6-4	309	R-Jr.	Wis.
54	Greer, Jack *	6-3	313	R-Jr.	Ind.
56	Johnson, Chance	6-5	300	Fr.	Ind.
71	Lawrence, Evan	6-6	306	R-Fr.	Ind.
70	Leibfried, Austin	6-6	306	R-Fr.	Wis.
74	Lynch, Bray ***	6-5	312	R-Jr.	Texas
77	Marek, Matt	6-3	308	Fr.	Ill.
65	Michalski, Zen	6-6	310	R-Sr.	Ind.
66	Parker, Evan	6-4	308	Fr.	Ind.
65	Smith, Carter ***	6-5	313	R-Jr.	Ohio
61	Wilkin, Baylor	6-5	290	Fr.	Ohio

- Back for year three to lead the offensive line in Bloomington, **Bob Bostad** is continuing his progress with the unit as the lone holdover from Indiana's coaching staff in 2023.
- Bostad tutored 11 All-Americans over two stints at Wisconsin. That included eight on the offensive line, one tight end and two linebackers to earn All-America honors.
- The Indiana offensive line has been named a semifinalist for the Joe Moore Award in back-to-back seasons (2024 & 2025) and was a finalist in 2025.
- With 355 yards rushing in Week 14 at Purdue (11/28), Indiana posted its program-record sixth game of the season with 300-plus yards rushing.
- The Hoosiers totaled 312 yards rushing in Week 4 against No. 9/8 Illinois (9/20) to mark four-straight 300-yard rushing games for the first time in program history. It marked the longest Power 4 stretch since Baylor in 2017.
- In Week 3 against Indiana State (9/12), the offensive line protected for 680 yards of total offense, good for No. 3 in a single game since at least 1950 and marked the eighth game of the **Curt Cignetti** era with 500-plus yards of total offense. It is the second-most yards Indiana has gained under Cignetti.
- The Rimington-Pace Offensive Lineman of the Year and All-Big Ten first team honoree **Carter Smith** has started 40-straight games at left tackle since Week 1 of 2023.
- Smith's stellar play has earned him All-America honors (The Athletic, PFF, Walter Camp Football Foundation). He ranks as the No. 2-graded offensive lineman in the Power 4 per Pro Football Focus (89.6).
- **Pat Coogan** became Indiana's starting center after transferring from Notre Dame and made his IU debut in Week 1 against Old Dominion (8/30). Coogan was named to the All-Big Ten second team (coaches).
- Coogan was named the Offensive MVP of the Rose Bowl Game against Alabama (1/1).
- Dating back to his time at Notre Dame (2021-24), Coogan has appeared in 45 career games with 41 starts.
- He helped lead Notre Dame to a national championship game appearance in 2024 as the team's starting center in the final 13 games of the season after an injury to Ashton Craig versus Purdue (9/14) in Week 3.
- He started all 13 games at left guard in 2023 and made his first collegiate appearance against Boston College in 2022.

- **Bray Lynch** is the second returning starter from the 2024 Indiana offensive line that earned semifinalist honors for the Joe Moore Award. Since becoming the team's starter at right guard at the start of 2024, Lynch has started every game at the position since (28 games).
- **Kahlil Benson** returns to Indiana after one season at Colorado in 2024. Benson spent the previous four seasons at IU (2020-23) where he played in 25 games with 17 starts.
- Benson has started at right tackle in 11 of 15 games since returning to Bloomington.
- During his lone season in Boulder, Benson made nine appearances with four starts while battling injury and missing three games.
- **Drew Evans** is the third returner from Indiana's stellar 2024 offensive line. Evans started at left guard for the first eight games of 2025 before missing four-straight games in Weeks 10-14. He returned from injury in the Big Ten Championship game against Ohio State (12/6) and has started again since then.
- Evans had nine starts in 2024 before suffering a season-ending injury prior to Week 11 against Michigan (11/9). He returned for his first game back in Week 1 of 2025 against Old Dominion (8/30).
- Prior to nine starts in 2024, Evans did not see any game action in 2022 at Wisconsin or 2023 after transferring to at Indiana.
- **Zen Michalski** made his Hoosier debut in Week 1 against Old Dominion (8/30) and made his first start as a Hoosier at right tackle in Week 3 against Indiana State (9/12).
- After spending much of the season on special teams, Michalski started at left guard in Week 10 at Maryland (11/1) to relieve an injured Drew Evans and started at right tackle in Weeks 14-15.
- Michalski, an Indiana native, returned to his home state after spending the first four years of his career at Ohio State (2021-24). He appeared in 29 career games with one start during his time in Columbus.
- Michalski made his first collegiate start against Nebraska (10/26) in 2024 before getting injured and missing the final nine games of the season.
- Coogan (Notre Dame) and Michalski (Ohio State) faced off in the 2025 College Football Playoff National Championship.
- **Adedamola Ajani** made his first three career starts at left guard filling in for an injured Drew Evans in Weeks 11-14. He also got snaps at right guard in the Big Ten Championship Game against Ohio State (12/6).
- Ajani started at right tackle in the Rose Bowl Game against Alabama (1/1).

* - Varsity letter earned



LINEBACKERS

LINEBACKERS (9)

No.	Name	Ht.	Wt.	Yr.	State
52	Allen, Clayton	6-2	219	R-So.	Ind.
4	Fisher, Aiden *	6-1	231	Sr.	Va.
21	Hardy, Rolijah *	5-11	229	So.	Fla.
46	Jones, Isaiah ***	6-2	230	R-Jr.	Ohio
44	Kamara, Amari	5-11	202	Fr.	Va.
38	McConnell, Kaden	6-2	229	R-Fr.	Ind.
30	Nelson, PJ	6-1	219	Fr.	Ohio
14	Turner, Kaiden ***	6-0	229	R-Jr.	Ark.
34	Utzingler, Jeff *	6-3	232	R-Jr.	Ind.

* - Varsity letter earned

- Defensive coordinator **Bryant Haines** is in his second season serving in the role and as linebackers coach after a fantastic first year with the Hoosiers.
- A three-time finalist for the Broyles Award, Haines' defense ranked No. 2 in total defense (256.3 YPG) in the FBS last season, with the No. 1 rushing defense (80.2 YPG).

• Senior **Aiden Fisher** has a career-high 9.5 tackles for loss in 2025, despite missing nearly two full games due to injury in the first quarter of Week 9 versus UCLA (10/25) and was out for Week 10 at Maryland (11/1).

Week	Opponent	TFL
Week 2	Kennesaw State	2.5
Week 3	Indiana State	1.0
Week 7	at No. 3/2 Oregon	1.5
Week 8	Michigan State	1.5
Week 9	UCLA	0.5
Rose Bowl	Alabama	1.0
Peach Bowl	Oregon	1.5

- For the second-straight season, Fisher was named a first-team All-American (AFCA, CBS Sports) and an All-Big Ten first team (coaches & media) pick.
- He had a forced fumble, 1.0 sack and seven tackles in the Rose Bowl Game against Alabama (1/1).
- Fisher had nine tackles and became the first Hoosier since 2022 to record an interception and fumble recovery in the same game in Week 11 at Penn State (11/8). His fumble recovery was the first of his career.
- He posted his first career pick-6 on his first interception as a Hoosier and second of his career in against UCLA. He picked off Nico Iamaleava on the game's second play and returned it 25 yards to open the scoring.
- Fisher logged nine tackles and 1.5 tackles for loss in Week 8 against Michigan State (10/18).
- He was the Hoosiers' top tackler again in Week 7 at No. 3/2 Oregon (10/11) with 13 stops and 1.5 sacks.
- Fisher led the team with nine stops in Week 5 at Iowa (9/27).
- He notched seven stops with 2.5 tackles for loss and 1.0 sacks in Week 2 against Kennesaw State (9/6).
- He led the Big Ten in tackles a year ago with 118 stops, the most by a Hoosier in a single season since **TeGray Scales** (126) in 2016.
- Fisher became Indiana's first-ever first-team All-America linebacker in 2024 (FWAA, Phil Steele). He also was an All-conference performer in back-to-back seasons (2023, third-team All-Sun Belt; 2024, first-team All-Big Ten).
- The senior owns 10 career double-digit tackle games (6 at IU; 4 at JMU), which includes a 12-tackle effort in his Indiana debut against FIU (8/31) to open the 2024 season.
- He has played in 50 career games with 38 starts, including starting in 27 games of his 28 games at Indiana, missing just one game due to injury.

- **Rolijah Hardy** emerged as the Hoosiers' second starting linebacker in 2025 after a breakout 2024 season where he played in all 13 games with four starts as a true freshman.
- The All-Big Ten second team (coaches & media) pick ranks tied for No. 7 in the Big Ten in sacks (8.0).
- Hardy logged back-to-back weeks with 10 tackles in Week 14-15 at Purdue (11/28) and in the Big Ten Championship Game against Ohio State (12/6). He also had 1.0 tackle for loss against Purdue and 1.0 sack and 1.5 tackles for loss against Ohio State
- Hardy's 1.0 sack in Week 12 against Wisconsin (11/15) marked back-to-back weeks with a sack.
- He had 12 tackles and 1.0 sack in Week 11 at Penn State (11/8).
- In Week 9 against UCLA (10/25), Hardy had 1.0 sack and six tackles.
- Hardy charted 2.5 tackles for loss and 2.0 sacks with eight total tackles in Week 8 against Michigan State (10/18).
- He had his first career double-digit tackle game (13) to go along with 2.0 tackles for loss and a sack in Week 7 at No. 3/2 Oregon (10/11).
- Hardy had one of seven Hoosier sacks in Week 4 against No. 9/8 Illinois (9/20) to force a punt on the opening drive of the game.
- In Week 2 of 2024 against Western Illinois (9/7), Hardy etched his name into the record book. He returned his first career interception for a touchdown and was the first true freshman with an interception return for the touchdown since **Jameel Cook Jr.** versus FIU in 2015.
- He made his first collegiate start in Week 8 against Nebraska (10/19) when he grabbed his second interception of the season.
- Hardy attended Lakeland (Fla.) High School before spending one year at the Naval Academy Preparatory School in 2023. His sister, Trinity Hardy, was a basketball standout at Army (2022-25).
- **Isaiah Jones** has logged at least 0.5 tackle for loss in 11 games in 2025 and is No. 5 in the Big Ten with 15.5 tackles for loss on the year.
- The All-Big Ten third team pick (media) had his first career fumble recovery in the Rose Bowl Game against Alabama (1/1) after **D'Angelo Ponds** stripped Ty Simpson.
- He had 2.0 sacks and seven tackles in the Big Ten Championship Game against Ohio State (12/6).
- In Week 9 against UCLA (10/25), he had his first career forced fumble and notched eight stops with 0.5 sack.

- Jones had his first career interception to go along with eight tackles, 1.0 sacks and 2.0 tackles for loss in Week 7 at No. 3/2 Oregon (10/11).
- He posted eight stops and 0.5 sack in Week 5 at Iowa (9/27). Jones added his first career blocked kick when he tipped Rhys Dakin's punt in the third quarter.
- He had 1.0 sacks and 2.0 tackles for loss in Week 4 against No. 9/8 Illinois (9/20), as part of a four-tackle game.
- Jones led the Hoosiers in tackles (4) and tackles for loss (2.5) while adding a solo sack in Week 3 against Indiana State (9/12).
- He logged his first career solo sack in Week 1 against Old Dominion (8/30).
- Jones has made 32 appearances with eight starts at Indiana over four seasons and registered snaps in every game the past two years (28 games).
- In 2024, tied for the Big Ten lead with teammate **Bryson Bonds** and tied for No. 2 in Power 4 in special teams tackles (9).
- He made his first collegiate start in Week 6 at Northwestern (10/5).
- His father, D.J., lettered in football at Ohio State (1992-94, 96). D.J. was part of the 1992 Big Ten co-championship team and the 1996 Big Ten and Rose Bowl championship team.
- After not playing in his first two seasons at Indiana (2022-23), **Jeff Utzingler** has registered snaps in every game of 2024 and 2025.
- In his appearances, he has seen time on special teams and racked up five tackles in 2024. Utzingler collected his first career tackle on the final play of the game in Week 1 against FIU (8/31).
- **Kaiden Turner** has made 24 career appearances with two starts across his four years on campus.
- In Week 10 at Maryland (11/1), Turner had his first career interception on his second quarter pick of Malik Washington.
- In Week 3 against Indiana State (9/12), Turner notched three stops.
- His first start came during his redshirt year against Purdue in the final week of the 2022 season with a game-high nine tackles.



DEFENSIVE LINE

DEFENSIVE LINE (18)

No.	Name	Ht.	Wt.	Yr.	State
96	Abram, Triston	6-3	228	Fr.	Mo.
99	Burrus Jr., Tyrone	6-4	236	Fr.	Ind.
41	Calhoun, Keishaun	6-2	267	Fr.	Ohio
58	Cannon, Aden	6-6	268	R-Jr.	Ind.
40	Clark, Quentin *	6-1	227	R-Fr.	Ga.
8	Daley, Stephen	6-1	273	Sr.	Va.
94	Garcia, Kyler	6-4	291	Fr.	Tenn.
50	Hall, Jhrevious	6-2	306	Fr.	Tenn.
97	Landino, Mario *	6-4	284	So.	Pa.
6	Kamara, Mikail *	6-1	262	R-Sr.	Va.
90	Monette, J'Mari *	6-3	286	R-Jr.	La.
17	Ndukwe, Daniel *	6-3	244	So.	Ga.
91	Ratcliff, Dominique	6-3	296	R-Sr.+	Texas
95	Tucker, Tyrique *	6-0	302	R-Jr.	Va.
18	Turvy, Andrew ***	6-2	253	R-Sr.	Ind.
47	Walters, Finn	6-4	250	R-So.	Ind.
0	Wheeler, Hosea	6-3	298	R-Sr.	Calif.
13	Wyatt, Kellan	6-2	257	Sr.	Md.

* - Varsity letter earned

- Defensive tackles coach **Pat Kuntz** and defensive ends coach **Buddha Williams** are in their second seasons leading the defensive line for IU.
- Redshirt senior **Mikail Kamara** returned to Bloomington after leading all of FBS in total pressures (73) in 2024. Kamara owns at least one tackle in 50 of 52 career games and at least 0.5 tackle for loss in 38 games.
- Kamara is tied for No. 1 in the Big Ten and ranks tied for No. 8 in the Power 4 in total pressures (58) in 2025 (min. 400 snaps).
- In his first season as a Hoosier in 2024, Kamara had 15.0 tackles for loss and 10.0 sacks. His sack total ranks tied for No. 5 on the single season list at IU.
- In 2024, he garnered second-team All-America from The Athletic, third-team All-America per the Association Press, named a finalist for the Lott IMPACT Trophy and tabbed a semifinalist for the Bednarik Award.
- Kamara was also a consensus first-team All-Big Ten pick by the conference's coaches, media and Associated Press.
- He was named the Bednarik National Defensive Player of the Week and Walter Camp National Defensive Player of the Week after 4.5 tackles for loss and 2.5 sacks at Michigan State (11/2) in Week 10.
- His younger brother **Amari Kamara** is a true freshman and linebacker for the Hoosiers.
- He notched five total tackles with 2.0 tackles for loss and 1.0 sacks in Week 2 against Kennesaw State (9/6).
- Tyrique Tucker** was a key rotational piece to the defensive line in 2024 and has started every game of 2025 en route to being a First-Team All-American (On3). He has a tackle for loss in nine of 15 games.
- He posted a team-high 2.5 tackles for loss and 1.5 sacks in Week 9 against UCLA (10/25).
- In back-to-back games in Week 3 and 4, Tucker had 1.5 tackles for loss and a solo sack (Indiana State; 9/12) and 2.0 sacks on four tackles (No. 9/8 Illinois; 9/20).
- Tucker spent his first two seasons at James Madison (2022-23) where he redshirted in 2022 and then made five starts over 13 appearances in 2023.
- Dominique Ratcliff** has appeared in 53 career games, including 40 appearances with five starts over five seasons at Texas State (2022-24) and Louisiana-Lafayette (2020-21).
- In Week 3 against Indiana State (9/12), Ratcliff logged 2.0 tackles for loss.
- Ratcliff made his Hoosier debut in Week 1 against Old Dominion (8/30).

- Mario Landino** has 27 career appearances, missing just one game of his career due to an injury in 2024.
- Landino had his first two career fumble recoveries in the Peach Bowl against Oregon (1/9). In the first meeting, he posted 1.0 sack and four tackles in his first career start in Week 7 at No. 3/2 Oregon (10/11).
- He notched 2.0 sacks on four total tackles in Week 4 against No. 9/8 Illinois (9/20) after Landino logged 1.5 tackles for loss and had a solo sack in Week 3 against Indiana State (9/12).
- He registered his first career sack on a combined effort with Tucker in Week 9 of 2024 against Washington (10/26) when they brought down Will Rogers in the third quarter.
- His first-career appearance came in Week 1 of 2024 against FIU when he combined on a tackle for loss with Tucker for his first career tackle.
- Stephen Daley's** 1.0 tackles for loss in his Hoosier debut in Week 1 against Old Dominion (8/30) set the tone for him leading the Big Ten with 19.0 on the season, a total that ranks tied for No. 7 in IU single season history.
- The second-team All-American (CBS Sports & On3) has logged at least 0.5 tackle for loss in 11 of 13 games this season.

Week	Opponent	TFL
Week 1	Old Dominion	1.0
Week 2	Kennesaw State	1.0
Week 3	Indiana State	2.0
Week 4	No. 9/8 Illinois	0.5
Week 5	at Iowa	1.0
Week 8	Michigan State	2.0
Week 9	UCLA	0.5
Week 11	at Penn State	2.5
Week 12	Wisconsin	3.0
Week 14	at Purdue	4.5
Week 15	vs. No. 1/1/1 Ohio State	1.0

- Daley forced a fumble and 3.5 or more tackles for loss in back-to-back games (3.5 TFL, vs. Wisconsin; 4.5 TFL, at Purdue) to end the regular season.
- He had a team-best 2.0 sacks to go along with three tackles in Week 8 against Michigan State (10/18).
- Daley charted four tackles and 1.0 tackles for loss in Week 5 at Iowa (9/27) after his first sack as a Hoosier as part of a 2.0 tackles for loss day in Week 3 against Indiana State (9/12).
- He appeared in 39 career games including 24 starts at Kent State (2022-24). In 2024, Daley logged 9.5 tackles for loss, 4.0 sacks, one forced fumble and a fumble recovery.

- Hosea Wheeler** had a fumble recovery in Week 12 against Wisconsin (11/15) when he scooped the ball from Daley's strip.
- He had his second career fumble recovery and his first as a Hoosier in Week 9 against UCLA (10/25) when he recovered the ball from **Isaiah Jones'** strip of Jalen Berger.
- His Hoosier debut in Week 1 against Old Dominion (8/30) saw him log five stops.
- Wheeler came to Indiana after three seasons at Western Kentucky (2022-24) and one year at Sacramento City College (2021).
- The California native has five career forced turnovers (1 INT, 2 FF, 2 FR) and blocked two career kicks.
- Wheeler earned first-team All-Conference USA honors after posting a tackle in all 14 games and leading Conference USA interior defenders with 619 snaps played in 2024.
- Despite only playing in the first six games of the season, **Kellan Wyatt** logged 27 tackles, 8.0 tackles for loss and 2.5 sacks before getting injured in Week 8 versus Michigan State (10/18).
- He had three-straight games with at least 0.5 sack when he notched 1.5 sacks at Oregon (10/11), 1.5 at Iowa (9/27) and 2.0 versus No. 9/8 Illinois (9/20).
- Wyatt posted a team-high nine tackles and 2.5 tackles for loss in Week 2 against Kennesaw State (9/6) after three tackles in his Hoosier debut against Old Dominion (8/30) in the season opener.
- In three seasons at Maryland (2022-24), Wyatt logged 35 career games played and 28 starts. In 2024, he had 7.5 tackles for loss and 3.0 sacks.
- Daniel Ndukwe** has appeared in 26 of 28 games since joining IU in 2024.
- In the Peach Bowl against Oregon (1/9), Ndukwe had his first two career sacks and had his first career forced fumble. He also recorded his third career punt block against the Ducks.
- In Week 5 of 2024 against Maryland (9/28), he blocked his first career kick on a Terrapin punt. He blocked a second punt in Week 10 at Michigan State (11/2) in the fourth quarter.
- With his two blocked punts, Ndukwe became the first Hoosier with multiple blocked kicks in the same season since **James Head Jr.** in 2022 and the first IU player with multiple blocked punts in the same season since **Jeremy Finch** in 2008 (Ball State & Michigan State).



CORNERBACKS

CORNERBACKS (7)

No.	Name	Ht.	Wt.	Yr.	State
3	Bell, Jaylen	5-10	176	Fr.	N.J.
10	Gandy, Ryland	6-0	186	R-So.	Ga.
20	Henderson, Dontrae *	5-11	183	R-Fr.	N.C.
45	Murff, Lincoln	5-10	184	R-So.	Ind.
22	Sharpe, Jamari ***	6-1	187	R-Jr.	Fla.
19	Smith, Zacharey	5-11	170	Fr.	Ga.
5	Ponds, D'Angelo *	5-9	173	Jr.	Fla.

- **Rod Ojong** is in his second year coaching the cornerbacks in Bloomington after five years coaching defensive backs at multiple schools: Austin Peay (2018), Furman (2019), Buffalo (2021-22) and Charlotte (2023).
• In 2020, he was a quality control assistant for a Georgia team that won the Peach Bowl and posted an 8-2 record.
- **D'Angelo Ponds** is the No. 6 rated coverage cornerback in the Power 4 per Pro Football Focus (87.4) and No. 1 in the Big Ten (min. 350 snaps).
• Ponds was named both first-team All-America (Sports Illustrated & The Sporting News) and first-team All-Big Ten (coaches & media). It is the third consecutive season that Ponds has been named an All-American.
• His pick-6 on the Peach Bowl's opening play against Oregon (1/9), along with six tackles and 0.5 tackle for loss, earned him Peach Bowl Defensive MVP honors. It marked the second defensive touchdown in IU postseason history and first since **Jamar Johnson's** 63-yard interception return in the 2020 Gator Bowl versus Tennessee (1/2/20).
• He earned the Rose Bowl Game's Defensive MVP and had his first career forced fumble against Alabama (1/1) when he stripped Ty Simpson and **Isaiah Jones** recovered it.
• He had nine tackles in the Big Ten Championship against Ohio State (12/6).
• In Week 8 against Michigan State (10/18), Ponds posted nine stops, 0.5 tackle for loss and a pass breakup.
• Ponds blocked his second career punt in the first quarter and returned it 11 yards for a touchdown in Week 4 against No. 9/8 Illinois (9/20). It was the program's first blocked punt return for a touchdown since **Javon Swinton** against Idaho in 2021.
• He opened his second season at Indiana with his sixth-career interception, four tackles and 1.0 tackle for loss in Week 1 against Old Dominion (8/30).
• He garnered 2024 second-team All-America honors from The Athletic, CBS Sports, ESPN, Football Writers Association of American, Phil Steele and USA Today while also earning first-team All-Big Ten from the conference coaches, media and Associated Press.
• In Week 9 of 2024 against Washington (10/26), Ponds logged his first career multi-interception game when he caught two picks, one that he returned 67 yards for a touchdown.
• Ponds has started 37 games of his 40 career appearances spanning his time at James Madison (2023) and Indiana (2024-present).
• Ponds earned Freshman All-America (FWAA), was a semifinalist for the Shaun Alexander Freshman of the Year award and second-team All-Sun Belt as a freshman.

- **Jamari Sharpe** is the longest tenured Hoosier in the cornerback room with 39 appearances and 27 starts, and has started in every game of 2025.
• He notched forced fumbles in back-to-back weeks, forcing one in Week 10 at Maryland (11/1) and in Week 11 at Penn State (11/8).
• Sharpe had the first forced fumble of his career and second fumble recovery in Week 2 against Kennesaw State (9/6).
• Sharpe played in nine games with three starts in 2024 after enjoying a breakout 2023 season. After playing just three games in his redshirt season of 2022, Sharpe appeared in all 12 games and made nine starts in 2023.
• His first career interception came in Week 12 of the 2023 season against Michigan State on a third-quarter pick of Katin Houser.
• **Ryland Gandy's** first start as a Hoosier came in Week 5 at Iowa (9/27), when he had five tackles and 1.0 tackles for loss.
• Gandy made his Hoosier debut in Week 1 against Old Dominion (8/30), after three years at Pitt (2022-24) with 29 appearances.
• All 13 of his starts as a Panther were made in 2024 with his first career start against Kent State (8/31) in the season opener.
• True freshman **Jaylen Bell** made his first two career tackles in Week 3 against Indiana State (9/12).
• He made his Hoosier debut in Week 2 against Kennesaw State (9/6).
• He came to Indiana after a standout career at Grayson High School (Georgia) where he became a consensus three-star recruit and considered a top-60 defensive back nationally. His career totals include 128 tackles, 5.0 tackles for loss, six interceptions and 25 pass breakups.

* - Varsity letter earned



SAFETIES/ROVERS

SAFETIES (9)

No.	Name	Ht.	Wt.	Yr.	State
2	Baldwin Jr., Byron	6-2	194	Fr.	Md.
27	Bellin, Reece	6-1	206	R-So.	Ind.
24	Bonds, Bryson *****	6-0	202	R-Sr.	Texas
12	Boykin, Devan	5-10	195	R-Sr.+	N.C.
36	Conner, Clay	6-4	207	R-So.	Ind.
37	Kizer, Heath	6-1	203	R-Fr.	Ind.
7	Moore, Louis	5-11	200	R-Sr.+	Texas
33	Reese, Garrett	6-2	203	Fr.	Ill.
9	Stewart Jr., Seaonta	6-1	203	Fr.	Ohio

ROVER (2)

No.	Name	Ht.	Wt.	Yr.	State
31	Chung, Anthony	6-1	197	R-So.	Wis.
1	Ferrell, Amare **	6-2	202	Jr.	Fla.

* - Varsity letter earned

- **Ola Adams** is back for his second year coaching Indiana's safeties and defensive backs in 2024.
- In 2023, Adams was a defensive analyst and analytics coordinator at Penn State. Prior to 2023, Adams coached defensive backs across the collegiate and professional ranks.
- Adams coached at Villanova from 2015-21, tutoring the defensive backs and serving as the team's defensive coordinator from 2019-21. He also was defensive backs assistant for the Denver Broncos in 2022.
- **Amare Ferrell** has started in 27 of 28 games since 2024 and has made 40 career appearances while charting 106 tackles, eight interceptions, 7.0 tackles for loss and 1.5 sacks during his time in Bloomington.
- The All-Big Ten second team (media) selection picked off Ryan Browne for his fourth interception of the season in Week 14 at Purdue (11/28) on their second offensive play of the game.
- He had an interception in the first quarter of Week 5 at Iowa (9/27). His pick of Mark Gronowski set up Indiana for a touchdown on its first offensive series of the game.
- He intercepted Ethan Hampton in the fourth quarter of Week 4 against No. 9/8 Illinois (9/20), and made the first of three IU interceptions in Week 1 against Old Dominion (8/30).
- Ferrell posted his first career multi-interception game at Michigan State (11/2) in 2024 with a pair of second-quarter picks.
- In his first career start in Week 1 against FIU (8/31) in 2024, Ferrell grabbed his first career interception and posted two tackles.
- He was one of seven true freshmen in the program to debut in 2023 and the only not to redshirt (played in all 12 games).
- **Louis Moore** had his ninth career interception and sixth of the season in the Big Ten Championship Game against Ohio State (12/6). The pick put him in a tie for No. 8 on the program's career list and in a tie at No. 3 on the single season list.
- His six interceptions in 2025 earned him first team All-America (CBS Sports, On3, Sports Illustrated) and All-Big Ten first team (coaches) honors. His six picks are in a five-way tie for No. 2 in the nation, he trails Jakari Foster (Louisiana Tech) with eight.
- He logged his fifth career double-digit tackle game with 11 stops and 0.5 tackle for loss in Week 8 against Michigan State (10/18).
- He had eight tackles and a second-consecutive week with an interception in Week 7 at No. 3/2 Oregon (10/11).
- Moore logged seven tackles and an interception in the Week 5 win at Iowa (9/27), after he led the team with six tackles, including five solo stops in Week 4 against No. 9/8 Illinois (9/20).

- He posted back-to-back weeks with seven tackles and an interception in Weeks 1-2 against Old Dominion (8/30) and Kennesaw State (9/6). He also notched 1.5 tackles for loss in Week 2.
- Moore transferred back to Indiana after spending the 2024 season at Ole Miss. He previous played for IU in the 2022-23 seasons and before that was a standout at Navarro Community College (2020-21).
- He has appeared in 50 career games with 25 starts over his five years with five career double-digit tackle games (1, 2025; 1, 2024; 3, 2023).
- At Ole Miss, Moore appeared in 11 games with two starts and logged 36 tackles with 2.0 tackles for loss. In Week 3 at Wake Forest (9/14) he made his first career fumble recovery.
- In his first stint at Indiana, Moore made 10 starts in 24 appearances and was the Hoosiers' second-leading tackler (82 stops) in 2023.
- In Week 4 against Akron (9/23), Moore had the first multi-interception game of his career when he hauled in two, which included a pick-6 in the third quarter.
- **Devan Boykin** charted 3.0 tackles for loss and 1.0 sack among seven total tackles in the Rose Bowl Game against Alabama (1/1).
- Boykin logged seven stops and his second fumble recovery in four games when he picked up **Stephen Daley's** forced fumble in Week 14 at Purdue (11/28).
- He had his second interception in four games in Week 12 against Wisconsin (11/15) after his first interception as a Hoosier in Week 9 against UCLA (10/25).
- Boykin forced and recovered a fumble for a 32-yard touchdown return on his strip of Malik Washington in the third quarter for his first touchdown as a Hoosier in Week 10 at Maryland (11/1).
- In Week 2 against Kennesaw State (9/6), Boykin logged four stops and 1.0 tackles for loss.
- Boykin made one tackle and the start in his IU debut in Week 1 against Old Dominion (8/30). He missed the 2024 season due to injury and redshirted while at NC State.
- In his five seasons with NC State (2020-24), Boykin appeared in 45 career games with 20 starts. He made his first career start as a true freshman in 2020 at North Carolina.
- In 2023 against Notre Dame (9/9), he logged his first career double-digit tackle game when he had 11 stops. He also forced his first career fumble against North Carolina to end the regular season (11/25).

- **Anthony Chung** made his first career tackle in Week 2 against Kennesaw State (9/6). After not seeing the field in all of 2023 or 2024, he made his Hoosier debut on special teams in Week 1 against Old Dominion (8/30).
- **Clay Conner** logged his first career tackle in Week 3 against Indiana State (9/12) and blocked his first career punt in Week 2 against Kennesaw State (9/6).
- He made his Indiana debut in Week 14 against Purdue (11/30) in 2024.
- True freshman **Garrett Reese** had his first career fumble recovery when he picked up the ball from Boyd's forced fumble of Jahmari Powell-Wonson in Week 10 at Maryland (11/1).
- Reese made his Hoosier debut in Week 1 against Old Dominion (8/30) on special teams.
- **Byron Baldwin Jr.** had his first career forced fumble after a forced fumble from **Jamari Sharpe** in Week 10 at Maryland (11/1).
- He made his collegiate debut in Week 9 against UCLA (10/25) on special teams and logged his first three career tackles.
- Baldwin Jr. was a consensus four-star prospect per ESPN, 247Sports, Rivals and On3 and a top-100 national recruit by 247Sports and On3, after a prep career at St. Frances Academy.
- The Maryland native was named an Under Armour All-American and is considered the No. 8 highest rated recruit in Indiana football history per 247Sports.
- **Bryson Bonds** is the longest-tenured Hoosier on the roster, spending all six of his collegiate seasons with IU. Bonds has appeared in 48 career games with one start, but suffered a season-ending injury against Old Dominion.



SPECIALISTS

PLACE KICKERS (6)

No.	Name	Ht.	Wt.	Yr.	State
49	Baker, Oludabe	6-1	207	R-Sr.	Ga.
35	Franke, Brendan	6-3	233	R-Sr.+	Neb.
15	Radacic, Nico **	5-11	187	R-So.	Texas
90	Placzek, Josh	5-11	199	R-Fr.	Ind.
43	Taylor, Bryce	5-10	184	Fr.	Ind.
93	Warren, Quinn	6-6	223	So.	Ind.

PUNTERS (1)

No.	Name	Ht.	Wt.	Yr.	State
44	McCarthy, Mitch	6-5	233	Sr.	Australia

LONG SNAPPERS (2)

No.	Name	Ht.	Wt.	Yr.	State
47	Langston, Mark	6-0	222	R-Sr.+	Ga.
45	Lindsey, Sam	6-0	190	R-So.	Ga.

* - Varsity letter earned

- **Grant Cain** is in his second season at the helm of Indiana's special teams unit and his seventh under **Curt Cignetti**, previously leading the same unit for James Madison from 2019-23.
- Cain's unit earned an 88.7 grade by PFF in the 2024 season which graded out at No. 4 nationally and No. 2 in the Big Ten.
- In his time leading special teams units, his pupils have notched three All-America honors and 16 all-conference selections.
- **Nico Radacic** has 29 career appearances at IU and has been the field goal specialist in every game since the start of the 2024 season (28 games).
- He garnered All-Big Ten first team (coaches & media) honors and was named the Bakken-Andersen Kicker of the Year.
- Radacic's 29-yard field goal in the Big Ten Championship Game against Ohio State (12/6) improved his consecutive field goals made streak to a program-record 16 straight. He passed **Austin Starr** (15; 2007).
- His eight total points in the Peach Bowl against Oregon (1/9) pushed his season total to 132 and into No. 3 on the single-season charts, and the most by any IU kicker, passing **Griffin Oakes** (125; 2015). Radacic accounts for just the sixth 100-point season in IU history and third for a kicker.

- The eight points improved his career total to 236 to pass **Austin Starr** (232; 2006-08) and **LeVron Williams** (230; 1998-2001) for No. 8 on the career list.
- Both of Radacic's field goals in Week 5 at Iowa (9/27) tied the game. He converted from 46 yards at half (10-10) and from 44 yards in the fourth quarter (13-13).
- With 155 consecutive extra points made, Radacic's streak sits at No. 3 in Big Ten history. He trails Wisconsin's **Rafael Gaglianone** at 167 (2014-2018) for No. 2.
- His 8-for-8 effort on extra points against Oregon pushed his season total to 84 which extends his own school record. He previously set the record in 2024 with 69 extra points.
- The eight extra points improved his career total to 155, passing **Griffin Oakes** (147; 2014-17) for No. 2 on the career list.
- He is just the third Hoosier to make 100 consecutive extra points as he joined **Mitch Ewald** (100-for-100 before first miss; 2010-13) and **Pete Stoyanovich** (107-for-107; 1985-88).
- Radacic holds nine of the top-10 single-game extra points made marks with No. 1 (11; Western Illinois, 2024), T-No. 2 (10; Indiana State, 2023), T-No. 4 (9; Illinois, 2025), (9; Purdue, 2024), T-No. 6 (8; Oregon, 2025) (8; Purdue, 2025), (8; UCLA, 2025), (8; Kennesaw State, 2025), (8; Nebraska, 2024).
- He finished No. 2 in FBS in extra points made (69) and posted an FBS-best 5.3 extra points made per game in 2024. He broke Indiana's single-season record for extra points made last year and it only took him nine games to claim the record.
- He is 26-of-28 (.929) on field goal attempts and 155-of-155 (1.000) on extra point attempts in his collegiate career.
- A five-star prospect per Kohl's Kicking, Radacic was rated the No. 3 kicker nationally by 247Sports and the No. 4 kicking prospect by ESPN in the class of 2023. He was selected to participate in the 2023 Army All-American Bowl.
- **Brendan Franke** arrived to Bloomington in 2025 and assumed the kickoff specialist duties for the Hoosiers.
- In Week 7 at No. 3/2 Oregon (10/11), Franke made his first career field goal when he tied the IU program record for longest field goal with a 58-yarder in the closing seconds of the first half to put Indiana ahead, 13-10. The kick was the longest made field goal by a Hoosier in a road or neutral-site game and also set an Autzen Stadium record.
- Franke has logged a touchback on 46 of his 51 career kickoffs (.902) in his time as a Hoosier, and has a career touchback rate of .739 (193-of-261).
- He has appeared in 57 career games. He played in 12 games at Texas State (2024), four at Georgia Southern (2023) and redshirted, and 24 over two seasons at Nebraska (2021-22). He saw time in nine games in one season at Morningside (Iowa) College (2020).

- **Mitch McCarthy** is the only punter on the roster and is in his first season as a Hoosier. McCarthy spent three seasons at UCF (2022-24) prior to IU where he played his first snaps of American Football.
- McCarthy, 27, is the fourth oldest player in FBS Football with the only players older being 29 or 30 years-old.
- All three of McCarthy's punts landed inside the 20-yard line in the Big Ten Championship Game against Ohio State (12/6).
- In Week 5 at Iowa (9/27), McCarthy punted for the first time since his Week 1 injury. McCarthy logged four punts for 155 yards and had two punts land inside the Iowa 20-yard line.
- He had one punt for 47 yards in his Hoosier debut in Week 1 against Old Dominion (8/30) before exiting the game with injury which caused him to miss Weeks 2-3.
- He has notched 52 punts inside the 20-yard line and and has averaged 42.5 yards per punt on 147 career punts.
- The Australia native spent one year at Village Christian High School in California and participated in basketball before he was selected as the No. 7 overall pick in the 2016 Australian Rules Football Rookie Draft by Collingwood and then trained with ProKick Australia in the fall of 2021.
- **Quinn Warren** took over on kickoff duties starting in Week 9 against UCLA (10/25) in relief of Franke's injury. He has had 53 kickoffs with 31 touchbacks in eight games.
- He punted in Weeks 1-4 and got three of his seven punts inside the 10-yard line.
- Both punts in Week 4 against No. 9/8 Illinois (9/20) went for 52 yards with his second being pinned at the Illinois 2-yard line. He also pinned Old Dominion (8/30) inside the 5 in Week 1.
- Warren appeared in seven games in 2024 as a kickoff specialist due to injuries in the special teams unit.
- Long snapper **Mark Langston** is in second season with the IU program and has started every game at long snapper since coming to Bloomington.
- His strong performance in the 2025 season earned him consensus All-Big Ten First Team honors from the Coaches and Media. In the preseason, he was named to the Mannelly Award Watch List, which honors the best long snapper in the FBS.
- Langston has started in every game (28 games) since joining the Hoosiers in 2024 and has appeared in 50 collegiate games. The first 22 of those came at Georgia Southern. He did not see any game action at Kennesaw State.
- He is in his seventh and final collegiate season after spending two years at Kennesaw State (2019-20) and three years at Georgia Southern (2021-23) where he missed the entire 2023 season due to an ACL injury.

RECORD BREAKDOWN

	2025	Cignetti at IU		2025	Cignetti at IU		2025	Cignetti at IU
Overall	15-0	26-2	In Overtime	0-0	0-0	Allowing less than 100 yards rushing	13-0	21-0
Big Ten	9-0	17-1	Games decided by 7 or fewer points	3-0	4-0	Allowing 100+ yards rushing	2-0	5-2
Day Games	10-0	18-1	Scoring less than 20 points	1-0	1-2	Allowing less than 300 yards total offense	10-0	17-0
Night Games	5-0	8-1	Scoring 20-29 points	3-0	4-0	Allowing 300+ yards total offense	5-0	9-2
Televised Games	15-0	26-2	Scoring 30-39 points	4-0	6-0	Having one 100-yard rusher	5-0	8-0
ABC	0-0	0-1	Scoring 40+ points	7-0	15-0	Having two 100-yard rushers	0-0	0-0
Big Ten Network	2-0	8-0	Allowing 10 points or less	9-0	14-0	Opponent having a 100-yard rusher	1-0	2-1
CBS	2-0	3-0	Allowing 11-20 points	4-0	8-0	No turnovers	8-0	15-0
ESPN	2-0	2-0	Allowing 21-30 points	2-0	4-1	1-3 turnovers	7-0	10-2
ESPN2/ESPNU	0-0	0-0	Allowing 31+ points	0-0	0-1	4+ turnovers	0-0	1-0
FOX	3-0	4-1	Rushing for less than 100 yards	1-0	2-2	No takeaways	2-0	5-1
FS1	2-0	3-0	Rushing for 100-199 yards	6-0	11-0	1-2 takeaways	9-0	13-1
NBC/Peacock	4-0	6-0	Rushing for 200-299 yards	2-0	6-0	3+ takeaways	4-0	8-0
vs. AP Ranked Opponents	5-0	5-2	Rushing for 300+ yards	6-0	7-0	Winning in turnover margin	12-0	20-0
Scoring First	12-0	21-1	Passing for less than 200 yards	4-0	6-1	Losing in turnover margin	0-0	2-1
Opponent Scores First	3-0	5-1	Passing for 200-299 yards	8-0	12-1	Tied in turnover margin	3-0	4-1
Leading at the Half	13-0	24-0	Passing for 300-399 yards	3-0	8-0	More than 30:00 of possession	11-0	19-1
Trailing at the Half	1-0	1-2	Passing for 400+ yards	0-0	0-0	Less than 30:00 of possession	4-0	7-1
Tied at the Half	1-0	1-0	Totaling less than 300 yards total offense	0-0	1-2			
Leading after Three Quarters	14-0	25-0	Totaling 300-399 yards total offense	6-0	8-0			
Trailing after Three Quarters	0-0	0-2	Totaling 400-499 yards total offense	3-0	6-0			
Tied after Three Quarters	1-0	1-0	Totaling 500+ yards of total offense	6-0	11-0			



PERSONAL

Born. June 2, 1961
Hometown Pittsburgh, Pa.
Family Wife - Manette;
 Daughters - Carly & Natalie
 Son - Curtis
High School Morgantown (W.Va.)
College West Virginia University, '82

COACHING EXPERIENCE

Pittsburgh
 1983-84: Graduate Assistant
Davidson
 1985: Quarterbacks/Wide Receivers
Rice
 1986-88: Quarterbacks
Temple
 1989-92: Quarterbacks
Pittsburgh
 1993-99: Quarterbacks/Tight Ends
NC State
 2000-06: Recruiting Coordinator/Quarterbacks/Tight Ends
Alabama
 2007-10: Recruiting Coordinator/Wide Receivers
Indiana University of Pennsylvania (53-17 as head coach)
 2011-16: Head Coach
Elon (14-9 as Head Coach)
 2017-18: Head Coach
James Madison (52-9 as Head Coach)
 2019-23: Head Coach
Indiana
 2024-: Head Coach

BOWL/PLAYOFF EXPERIENCE

1984	Fiesta Bowl	Pittsburgh
1997	AXA/Equitable Liberty Bowl	Pittsburgh
2000	Micronpc.com Bowl	NC State
2001	Tangerine Bowl	NC State
2003	Gator Bowl	NC State
2003	Tangerine Bowl	NC State
2005	Meineke Car Care Bowl	NC State
2007	Independence Bowl	Alabama
2009	Sugar Bowl	Alabama
2010	Citi BCS National Championship	Alabama
2011	Capital One Bowl	Alabama
2012	NCAA Division II Quarterfinals	Indiana University (Pa.)
2015	NCAA Division II 2nd Round	Indiana University (Pa.)
2016	NCAA Division II 2nd Round	Indiana University (Pa.)
2017	FCS Playoffs 1st Round	Elon
2018	FCS Playoffs 1st Round	Elon
2019	FCS National Championship Game	James Madison
2020	FCS Semifinals	James Madison
2021	FCS Semifinals	James Madison
2023*	Lockheed Martin Armed Forces Bowl	James Madison
2024	College Football Playoff (First Round)	Indiana

*Did not coach bowl game.

INDIANA RESURGENCE

- Cignetti has immediately elevated the Indiana program with a program-record 11 victories in his first season at the helm and a College Football Playoff appearance.
- After helping the Hoosiers to an 11-2 record and an 8-1 mark in the Big Ten – both win totals are program-bests – he was named the Hayes-Schembechler Big Ten Coach of the Year (coaches) and Dave McClain Coach of the Year (media) from the conference office.
- The accolades didn't stop there, as he was named the Home Depot National Coach of the Year at the annual ESPN Home Depot Awards and added national coaching honors from The Sporting News, FWAA, Associate Press, Walter Camp Football Foundation and AFCA.
- Cignetti is the first-ever Division I head coach to start 10-0 in consecutive seasons at different schools. (James Madison, 2023; Indiana, 2024).
- One of six Big Ten coaches that started their Big Ten tenures with 10-0 overall records in the AP Poll Era (since 1936): Cignetti (2024), Ryan Day (Ohio State, 2018-19), Urban Meyer (Ohio State, 2012), Earle Bruce (Ohio State, 1979), Bennie Oosterbaan (Michigan, 1948-49) and Carroll Widdoes (Ohio State, 1944-45).
- Cignetti engineered a 7.5-game improvement from Indiana's 2023 to 2024 season, a number that sits as the fourth-best improvement by a first-year head coach since at least 1996 and is the best by a Power 4 head coach since 2012 (Gus Malzahn, Auburn; 8 games).
- He is the only Indiana head coach to begin his head coaching tenure 4-0 or better and his 11 wins set the mark for wins by a first-year IU head coach, previously held by James M. Sheldon (8; 1905).
- A win over FIU in Week 1, Cignetti became the 15th coach in program history to win the first game of his Indiana tenure and the first to do since Bill Lynch in 2007. He was the eighth IU frontman to start 2-0 and fourth to begin 3-0.
- Joins Clyde B. Smith (1948) as the only first-year Indiana head coaches to win their first game at IU and their initial Big Ten game.
- The 77 points in the Western Illinois set the single-game program record for points in a game and the 66 points against Purdue in a 66-0 shutout are the most by an IU team in a Big Ten game. The previous marks were 76 (Franklin College, 1901) and 63 (at Wisconsin, 2001).
- The 29-point margin of victory at UCLA was Indiana's largest in a Big Ten road game since defeating Wisconsin (Oct. 6), 63-32, in 2001.
- Indiana's offense has set program records for total touchdowns (70), offensive touchdowns scored (68), and rushing touchdowns (tied; 37).
- Bryant Haines and Mike Shanahan have been with Cignetti for the long haul. Both took jobs at Indiana University of Pennsylvania and were elevated to coordinator for the first time at James Madison under Cignetti.
- Along with the six assistant coaches, Cignetti saw 13 key contributors from his previous stop join the IU program via the transfer portal in 2024.

SUCCESS AT JAMES MADISON

- Prior to becoming Indiana's head coach in December 2023, Cignetti amassed massive success at James Madison in his five-year tenure in Harrisonburg.
- Cignetti's Dukes teams went 52-9 from 2019-23, including a 19-4 mark in 2022 and 2023, JMU's first two years as an FBS program.
- 2023 was nothing short of magical for James Madison as the team went 11-1, had a 7-1 mark in the Sun Belt while winning the eastern division and spent time in the national rankings.
- Cignetti became the first coach to lead his team into the Top 25 during a program's first year of transition from FCS to FBS.
- In 2023, JMU clinched the school's first bowl bid, back-to-back Sun Belt East titles, and a Top-25 ranking for six-straight weeks.
- In Week Two (9/9), James Madison went on the road and defeated the flagship school of the state, the University of Virginia, in dramatic fashion, 36-35.
- The outstanding season earned Cignetti 2023 Sun Belt Coach of the Year.
- In 2022, JMU went 8-3 overall with a 6-2 mark in conference play to finish tied for first in the Sun Belt East Division. The Dukes opened with a 5-0 record, earning its Top-25 nod for the first time.
- Prior to FBS football, Cignetti led his JMU teams to equal levels of success in the Colonial Athletic Association and the FCS from 2019-21.
- The Dukes clinched three-consecutive CAA championships and playoff appearances, a berth in the 2019 FCS national championship game, and FCS semifinal appearances in 2020 and 2021.
- In his five years at James Madison, Cignetti's teams went 31-4 in conference play.
- Cignetti led James Madison to a 14-2 record and the national title appearance in his first campaign in Harrisonburg in 2019. JMU reeled off 14 consecutive wins, went 8-0 in league play, and notched eight nationally-ranked wins, with three inside the Top 10.
- The Dukes went 7-1 and reached the FCS semifinals in 2020, and finished 12-2 with a conference championship and semifinal appearance in their final FCS season in 2021.

- A 2019 Eddie Robinson Award finalist, Cignetti mentored 27 Dukes to All-America status. At the conference level, he tutored one Player of the Year, three Offensive Players of the Year, two Defensive Players of the Year, and one Special Teams Player of the Year.
- James Madison totaled 72 all-conference honorees, including 2023 Sun Belt Player of the Year quarterback Jordan McCloud and 2023 Defensive Player of the Year defensive lineman Jalen Green. Additionally, 17 Dukes carded spots on the All-Sun Belt team.

RAPID TURNAROUND AT ELON

- Prior to his stint at James Madison, Cignetti amassed a 14-9 record in two years at Elon (2017-18), a program that went 12-45 in the previous five campaigns.
- The Phoenix qualified for the FCS Playoffs in both seasons, just the second and third playoff berths in program history (2009).
- Cignetti led Elon to a six-win improvement in 2017, going 8-4 and finishing second in the CAA at 6-2. The Phoenix defeated four ranked opponents and returned to the national rankings for the first time since 2010.
- His squad also went on an eight-game winning streak, the first from an Elon football team since 2009.
- He was named Colonial Athletic Association Coach of the Year as the Phoenix reached the postseason and finished 20th in the national rankings.
- The great success also put him in line for a fourth-place finish in the voting for the Eddie Robinson Award.
- Elon secured a second-straight playoff appearance in 2018, with the ninth-ranked Phoenix knocking off No. 2 James Madison for the program's first-ever win over an FCS Top-5 opponent. The victory also snapped the Dukes' 22-game conference winning streak.

THE IUP DAYS

- Cignetti's inaugural head-coaching opportunity came at Indiana University of Pennsylvania from 2011-16.
- The IUP job was personally special for Cignetti as that is where his father, Frank Cignetti Sr., patrolled the sidelines for 20 years as head coach and played his college football.
- His father, Frank, is a member of the College Football Hall of Fame after playing at IUP and compiling a coaching record of 199-77-1 at West Virginia (1976-79) and IUP (1986-2005).
- The field at IUP is named in his honor (Frank Cignetti Field @ George P. Miller Stadium).
- Curt Cignetti went 53-17 with three playoff appearances and four Top 25s in six campaigns as the IUP head coach.
- The Crimson Hawks touted a 33-11 ledger in the Pennsylvania State Athletic Conference after a 4-10 two-year stretch prior to his arrival. Cignetti was 4-3 in the playoffs and had a final ranking as high as 12th (2016).

BEFORE HE WAS A HEAD COACH

- Cignetti's 27-year tenure as an FBS assistant coach featured a spot on Nick Saban's first coaching staff at Alabama. He served as wide receivers coach and recruiting coordinator (2007-10).
- Saban coached under Frank Cignetti before later employing Curt at Alabama.
- The Crimson Tide went 12-2 in 2008, the same year Cignetti helped corral the nation's No. 1 recruiting class. Alabama followed with an undefeated national championship season in 2009, and a 10-win campaign in 2010.
- He joined the Crimson Tide after a seven-year stint as recruiting coordinator (2000-06), tight ends coach (2000-02), and quarterbacks coach (2003-04) at North Carolina State.
- The Wolfpack reached five bowl games, including the 2002 Gator Bowl squad that set a program record with 11 victories.
- His first run as a recruiting coordinator came at Pitt from (1993-99), where he also coached tight ends and quarterbacks at various times under College Football Hall of Fame head coach Johnny Majors.
- Cignetti started his coaching career as a graduate assistant at Pitt (1983-84) and was part of its Fiesta Bowl team his first year. • He mentored quarterbacks and receivers at Davidson in 1985, and he oversaw the quarterbacks at Rice (1986-88) and Temple (1989-92).
- Cignetti graduated from West Virginia in 1982, where he lettered as a quarterback and earned his bachelor's degree in business administration.

PERSONAL

- Curt and his wife, Manette, have three children, Natalie, Carly and Curtis. Natalie was an honorable mention All-American in volleyball at IUP.
- Cignetti earned his bachelor's degree from West Virginia University in 1982.

COACHING STAFF

BRYANT HAINES (FIELD)

Defensive Coordinator/Linebackers
2nd season at Indiana



- Eleven years of collegiate coaching experience and is a two-time Broyles Award semifinalist (2023 & 2024).
- In 2024, his units led the nation in rushing defense (80.2) and finished No. 2 in total defense (256.34).
- Tutored Aiden Fisher to first-team All-America honors in 2024, the first Hoosier linebacker to earn the honor in program history.
- Fourth school working under Curt Cignetti: Indiana University Pennsylvania (2016), Elon (2017-18) and James Madison (2019-23).
- Served as a graduate assistant on the defense at IU in 2012.

MIKE SHANAHAN (BOOTH)

Offensive Coordinator/Wide Receivers
2nd season at Indiana



- Enters 10th season coaching receivers and fifth as an offensive coordinator.
- In 2024, offense ranked No. 2 nationally in scoring offense (41.3) and passing efficiency (174.3).
- Fourth school working under Curt Cignetti: Indiana University Pennsylvania (2016), Elon (2017-18) and James Madison (2019-23).
- At JMU, his offenses produced two All-Americans at wide receiver and six all-conference picks. Each season as a coordinator, a JMU quarterback earned Sun Belt Player of the Year or Sun Belt Offensive Player of the Year honors.

GRANT CAIN (FIELD)

Special Teams Coordinator/Tight Ends
2nd season at Indiana



- Holds 21 years of coaching experience in the college and professional ranks.
- Special teams units finished with the third-highest special teams grade per Pro Football Focus (88.7) in the Power 4 in 2024.
- At JMU, his pupils earned three All-America honors with his units combining for four All-Sun Belt Conference picks and nine All-Colonial Athletic Association selections.
- Tight end Zach Horton was a first-team All-SBC pick in 2023, catching six touchdowns, No. 5 nationally among tight ends.

OLA ADAMS (BOOTH)

Safeties/Defensive Backs
2nd season at Indiana



- Owns 16 seasons of experience across college and professional football. Of those, 12 seasons have been spent coaching defensive backs.
- Tutored at least one all-conference honoree in all but one season dating back to 2009.
- Spent the 2023 season at Penn State as a defensive analyst and analytics coordinator for the nation's No. 1 defense that sat atop the FBS in total defense (223.4 ypg) and allowed the fewest yards per game in the FBS since 2011.
- Assistant secondary coach for the Denver Broncos in 2022.

BOB BOSTAD (FIELD)

Offensive Line/Run Game Coordinator
3rd season at Indiana



- The lone coach retained by Indiana head coach Curt Cignetti after the coaching change in 2023.
- Owns 27 years of experience coaching the offensive line at the collegiate and professional levels.
- In first season at Indiana, Bostad helped the offensive line to its best season grade since 2017 according to Pro Football Focus and year two saw his unit earn semifinalist distinction for the Joe Moore Award.
- Had two separate stints at Wisconsin (2006-11, 17-21). During his initial run, the Badgers won two Big Ten titles. He coached 11 first-team All-Americans over his 11 total years with the Badgers.

PAT KUNTZ (FIELD)

Defensive Tackles
2nd season at Indiana



- In his eighth season as a college assistant after stints coaching defensive lines at James Madison (2022-23) and VMI (2018-21).
- Saw CJ West picked in the fourth round of the 2025 NFL Draft.
- In 2023, his line had four all-conference selections, including the 2023 Sun Belt Defensive Player of the Year Jalen Green.
- Returns to IU after serving as a graduate assistant on the defense for the Hoosiers for two years (2016-17).
- Was a four-year letterwinner and three-year starter at Notre Dame (2005-08) at noseguard and graduate of Roncalli High School in Indianapolis.

JOHN MILLER (FIELD)

Running Backs
2nd season at Indiana



- In his fifth season coaching running backs after three years at James Madison (2021-23).
- Helped the duo of Ty Son Lawton (12) and Justice Ellison (10) become the first running backs duo in Indiana history to reach double-digit rushing touchdowns in the same season.
- At only 28 years old, Miller was named to 247Sports' "30Under30" list of the top young assistant coaches in the country.
- Played wideout at James Madison (2014-17) and them to back-to-back FCS national championship game appearances in 2016 and 2017, capturing the 2016 title.

ROD OJONG (FIELD)

Cornerbacks
2nd season at Indiana



- Has six years of experience coaching defensive backs with stops at Austin Peay (2018), Furman (2019), Buffalo (2021-22), Charlotte (2023) and Indiana (2024-).
- Saw D'Angelo Ponds earn second-team All-America honors in 2024.
- At Charlotte, helped Dontae Balfour to third-team All-AAC honors.
- Tutored Marcus Fuqua to first-team All-MAC honors and an FBS-best seven interceptions in 2022 at Buffalo.
- In 2020, he was a quality control assistant for a Georgia team that won the Peach Bowl and posted an 8-2 record.

CHANDLER WHITMER (FIELD)

Quarterbacks/Co-Offensive Coordinator
1st season at Indiana



- Enters first season in a full-time coaching role at the collegiate level after four seasons in the NFL.
- Spent three seasons as a graduate assistant, with stops at Yale (2018), Ohio State (2019) and Clemson (2020).
- Helped develop Justin Herbert (Los Angeles, 2021-23) to NFL success, and developed Michael Penix Jr. (Atlanta, 2024) into an NFL starting quarterback.
- Played quarterback at the Illinois (2010), Butler (Kan.) Community College (2011) and Connecticut (2012-14).

BUDDHA WILLIAMS (FIELD)

Defensive Ends
2nd season at Indiana



- Owns nine years of experience coaching the defensive line or defensive ends. Coached the defensive line at Colorado State (2022-23) and UT-Martin (2016) and the defensive ends at North Dakota State (2017-21).
- At Colorado State, developed Mohamed Kamara who posted 17.0 tackles for loss with 13.0 sacks in 2023 and earned Mountain West Defensive Player of the Year.
- His time at North Dakota State included a 66-5 record over his five years as well as three All-American defensive linemen.

ATHLETIC PERFORMANCE

DEREK OWINGS

Director of Athletic Performance
2nd season at Indiana



- Owns eight years of experience on a collegiate strength and conditioning staffs.
- Was the Director of Strength and Conditioning for James Madison from 2020-2023. In his time at JMU, the Dukes went 38-7. Also served on the strength staffs of Texas Tech (2019-20) and UCF (2018).
- Began career as a graduate assistant for Utah State (2016-18).
- Played football at both Eastern Michigan (2012-13) and Mercer (2014-15). Was a wide receiver at Eastern Michigan and played tight end for Mercer.
- Earned bachelor's degree in sports management from Mercer in 2016 and his master's in physical and sport education at Utah State in 2018.

NATE ADAMS

Athletic Performance Coach
2nd season at Indiana

- Holds nine years of experience working on strength and conditioning staffs at both the collegiate and professional levels.
- Followed Derek Owings from James Madison (2021-23). Also has worked on strength staffs for the The Citadel (2020), the New York Giants (2020), Wagner (2018-20), Rugby United New York (2020), Colorado (2018) and Gannon (2017).
- Played linebacker at Eastern Michigan (2013-15) and Gannon (2016).

DANIEL JOHNSON

Athletic Performance Coach
2nd season at Indiana

- Enters his sixth year as an athletic performance coach with previous stops at Louisiana Tech (2022-24), Texas Tech (2021) and Houston (2021).
- Worked as a strength and conditioning graduate assistant at Toledo (2018).
- Received his undergraduate degree from Mississippi State in 2018. Attended Itawamba (Miss.) Community College and played football prior.

CARL MILLER

Athletic Performance Coach
2nd season at Indiana

- Has 14 years of collegiate strength and conditioning experience with stops at Eastern Michigan (2011), Wayne State (2012), Mercer (2013-18), Colorado State (2019) and Wyoming (2020-23).
- Served as director of strength and conditioning at Mercer during the 2018 season.
- Earned his associate degree in exercise science from Washtenaw Community College in 2010 and got a bachelor's in exercise science from Eastern Michigan in 2012.

JARED MYATT

Athletic Performance Coach
2nd season at Indiana

- Owns 10 years of experience as an athletic performance coach: Louisiana Tech (2015), Mercer (2015-17), LSU (2017), Appalachian State (2017), Northwestern State (2017-19), Texas Tech (2020), Live Oak High School (La.) (2022-23).
- Played football at Louisiana College (2011-14) on the defensive line where he got his bachelor's degree before getting a master's at Mercer.

NUMERICAL ROSTER

NOTE: IU Athletics advanced players eligibility forward as normal in 2020-21. Any extra seasons of eligibility awarded due to COVID-19 will be recognized following a player's regular senior season. A "+" will be added to indicate the extra season.

No.	Name	Pos.	Ht.	Wt.	Yr.	Hometown/High School (Previous School)
0	Brady, Jonathan	WR	5-10	183	Sr.	Los Angeles, Calif./ Bishop Gorman (Cal)
0	Wheeler, Hosea	DL	6-3	298	R-Sr.	Elk Grove, Calif./Franklin (Western Kentucky)
1	Hemby, Roman	RB	6-0	210	R-Sr.	Edgewood, Md./John Carroll (Maryland)
1	Ferrell, Amare	DB	6-2	202	Jr.	Lake City, Fla./Columbia
2	Baldwin Jr., Byron	DB	6-2	194	Fr.	Baltimore, Md./Saint Frances Academy
2	Wilson, Grant	QB	6-3	220	R-Sr.+	Arlington, Va./Yorktown (Old Dominion)
3	Cooper Jr., Omar	WR	6-0	204	R-Jr.	Indianapolis, Ind./Lawrence North
3	Bell, Jaylen	DB	5-10	176	Fr.	Union, N.J./Grayson
4	Chandler, Davion	WR	5-11	180	Fr.	Indianapolis, Ind./Lawrence North
4	Fisher, Aiden	LB	6-1	231	Sr.	Fredericksburg, Va./Riverbend (James Madison)
5	Ponds, D'Angelo	DB	5-9	173	Jr.	Miami, Fla./Chaminade Madonna (James Madison)
6	Bond, Lebron	WR	5-9	173	Fr.	Norfolk, Va./Maury
6	Kamara, Mikail	DL	6-1	262	R-Sr.	Ashburn, Va./Stone Bridge (James Madison)
7	Williams Jr., E.J.	WR	6-3	205	R-Sr.+	Phenix City, Ala./Central (Clemson)
7	Moore, Louis	DB	5-11	200	R-Sr.+	Mesquite, Texas/Poteet (Ole Miss)
8	Black, Kaelon	RB	5-10	211	R-Sr.	Virginia Beach, Va./Salem (James Madison)
8	Daley, Stephen	DL	6-1	273	Sr.	Winchester, Va./John Handley (Kent State)
9	Morris, Tyler	WR	5-11	183	Sr.	Bolingbrook, Ill./Nazareth Academy (Michigan)
9	Stewart Jr., Seaonta	DB	6-1	203	Fr.	Cincinnati, Ohio/Winton Woods
10	Gandy, Ryland	DB	6-0	186	R-Jr.	Buford, Ga./Buford (Pitt)
12	Bell, Jacob	QB	6-2	213	Fr.	Naperville, Ill./Naperville North
12	Boykin, Devan	DB	5-10	195	R-Sr.+	Greensboro, N.C./Ragsdale (NC State)
13	Sarratt, Elijah	WR	6-2	213	Sr.	Stafford, Va./St. Frances Academy (James Madison)
13	Wyatt, Kellan	DL	6-2	257	Sr.	Glen Burnie, Md./Archbishop Spalding (Maryland)
14	Geske, Maverick	QB	6-0	192	Fr.	Indianapolis, Ind./Brebeuf Jesuit
14	Turner, Kaiden	LB	6-0	229	R-Jr.	Fayetteville, Ark./Fayetteville
15	Mendoza, Fernando	QB	6-5	225	R-Jr.	Miami, Fla./Christopher Columbus (Cal)
15	Radicic, Nico	K	5-11	187	R-So.	Coppell, Texas/Coppell
16	Mendoza, Alberto	QB	6-2	207	R-Fr.	Miami, Fla./Christopher Columbus
17	Wasserstrom, Jackson	WR	5-11	175	R-Jr.	Westfield, Ind./Westfield
17	Ndukwe, Daniel	DL	6-3	244	So.	Lithonia, Ga./Arabia Mountain
18	Vanhorse, Solomon	RB	5-8	185	Gr.+	Alpharetta, Ga./Milton (James Madison)
18	Turvy, Andrew	DL	6-2	253	R-Sr.	Carmel, Ind./Carmel
19	Staes, Holden	TE	6-4	250	Sr.	Atlanta, Ga./Westminster School (Tennessee)
19	Smith, Zacharey	DB	5-11	170	Fr.	Union City, Ga./Hapeville Charter Academy
20	Cuono, Sean	RB	5-10	198	Fr.	Clearwater, Fla./Clearwater Central Catholic
20	Henderson, Dontrae	DB	5-11	183	R-Fr.	Charlotte, N.C./Julius Chambers
21	Hardy, Rolijah	LB	5-11	229	So.	Lakeland, Fla./Lakeland (Naval Academy Preparatory School)
22	Ciongoli, Ace	WR	5-11	169	Fr.	Needham, Mass./St. Sebastian's
22	Sharpe, Jamari	DB	6-1	187	R-Jr.	Miami, Fla./Northwestern
24	Bonds, Bryson	DB	6-0	202	R-Sr.	Fort Worth, Texas/Crowley
26	Kaiser, Cade	WR	6-5	207	Fr.	Batesville, Ind./Batesville
27	Bellin, Reece	DB	6-1	206	R-So.	Carmel, Ind./Carmel
28	Martin, Khobie	RB	6-0	208	R-Fr.	Fishers, Ind./Fishers
29	Beebe Jr., Lee	RB	5-10	218	R-Jr.	Montgomery, Ala./Park Crossing (UAB)
30	Kropp, Kyler	RB	6-2	209	R-Fr.	New Palestine, Ind./New Palestine
30	Nelson, PJ	LB	6-1	219	Fr.	Cincinnati, Ohio/Princeton
31	Chung, Anthony	DB	6-1	197	R-So.	Mequon, Wis./Homestead
33	Reese, Garrett	DB	6-2	203	Fr.	Chicago, Ill./Nazareth Academy
34	Utzinger, Jeff	LB	6-3	232	R-Jr.	Carmel, Ind./Cathedral
35	Franke, Brendan	K	6-3	233	R-Sr.+	Gretna, Neb./Gretna (Texas State)
36	Conner, Clay	DB	6-4	207	R-So.	Boonville, Ind./Boonville
37	Nowakowski, Riley	TE	6-1	249	R-Sr.+	Milwaukee, Wis./Marquette University High School (Wisconsin)
37	Kizer, Heath	DB	6-1	203	R-Fr.	Indianapolis, Ind./North Central
38	McConnell, Kaden	LB	6-2	229	R-Fr.	Greenwood, Ind./Center Grove
40	Clark, Quentin	DL	6-1	227	R-Fr.	Dexter, Ga./West Laurens
41	Calhoun, Keishaun	DL	6-2	267	Fr.	Groveport, Ohio/Groveport-Madison

ALPHABETICAL ROSTER

No.	Name	Pos.
96	Abram, Triston	DL
72	Ajani, Adedamola	OL
52	Allen, Clayton	LB
49	Baker, Olubade	K
2	Baldwin Jr., Byron	DB
85	Barker, Andrew	TE
80	Becker, Charlie	WR
29	Beebe Jr., Lee	RB
12	Bell, Jacob	QB
3	Bell, Jaylen	DB
27	Bellin, Reece	DB
67	Benson, Kahlil	OL
8	Black, Kaelon	RB
48	Bomba, James	TE
6	Bond, Lebron	WR
24	Bonds, Bryson	DB
12	Boykin, Devan	DB
0	Brady, Jonathan	WR
99	Burrus Jr., Tyrone	DL
41	Calhoun, Keishaun	DL
58	Cannon, Aden	DL
4	Chandler, Davion	WR
31	Chung, Anthony	DB
22	Ciongoli, Ace	WR
40	Clark, Quentin	DL
36	Conner, Clay	DB
78	Coogan, Pat	OL
3	Cooper Jr., Omar	WR
20	Cuono, Sean	RB
8	Daley, Stephen	DL
62	Evans, Drew	OL
1	Ferrell, Amare	DB
4	Fisher, Aiden	LB
35	Franke, Brendan	K
10	Gandy, Ryland	DB
94	Garcia, Kyler	DL
14	Geske, Maverick	QB
54	Greer, Jack	OL
50	Hall, Jhrevious	DL
21	Hardy, Rolijah	LB
1	Hemby, Roman	RB
20	Henderson, Dontrae	DB
56	Johnson, Chance	OL
46	Jones, Isaiah	LB
89	Jordan, Camden	WR
26	Kaiser, Cade	WR
44	Kamara, Amari	LB
6	Kamara, Mikail	DL
82	Kendrick, Myles	WR
37	Kizer, Heath	DB
30	Kropp, Kyler	RB
97	Landino, Mario	DL
47	Langston, Mark	LS
71	Lawrence, Evan	OL
70	Leibfried, Austin	OL
45	Lindsey, Sam	LS
74	Lynch, Bray	OL
77	Marek, Matt	OL

No.	Name	Pos.	Ht.	Wt.	Yr.	Hometown/High School (Previous School)
43	Taylor, Bryce	K	5-10	184	Fr.	Bloomington, Ind./Bloomington South
44	McCarthy, Mitch	P	6-5	233	Sr.	Melbourne, Australia/Frankston (UCF)
44	Kamara, Amari	LB	5-11	202	Fr.	Asburn, Va./Stone Bridge
45	Lindsey, Sam	LS	6-0	190	R-So.	Lilburn, Ga./Parkview (Georgia State)
45	Murff, Lincoln	DB	5-10	184	R-So.	Indianapolis, Ind./Ben Davis
46	Jones, Isaiah	LB	6-2	230	R-Jr.	London, Ohio/London
47	Langston, Mark	LS	6-0	222	R-Sr.+	Savannah, Ga./Savannah Christian (Georgia Southern)
47	Walters, Finn	DL	6-4	250	R-So.	Indianapolis, Ind./Brebeuf Jesuit
48	Bomba, James	TE	6-6	252	R-Sr.	Bloomington, Ind./Bloomington South (Miami (Ohio)
49	Baker, Olubade	K	6-1	207	R-Sr.	Lawrenceville, Ga./Parkview (Morehouse)
50	Hall, Jhrevious	DL	6-2	306	Fr.	Columbia, Tenn./Columbia Central
52	Allen, Clayton	LB	6-2	219	R-So.	Fishers, Ind./Hamilton Southeastern
54	Greer, Jack	OL	6-3	313	R-Jr.	Fishers, Ind./Hamilton Southeastern
56	Johnson, Chance	OL	6-5	300	Fr.	Jeffersonville, Ind./Jeffersonville
58	Cannon, Aden	DL	6-6	268	R-Jr.	Carmel, Ind./Guerin Catholic
61	Wilkin, Baylor	OL	6-5	290	Fr.	Van Buren, Ohio/Findlay
62	Evans, Drew	OL	6-4	309	R-Jr.	Fort Atkinson, Wis./Fort Atkinson (Wisconsin)
65	Smith, Carter	OL	6-5	313	R-Jr.	Powell, Ohio/Olentangy Liberty
66	Parker, Evan	OL	6-4	308	Fr.	Carmel, Ind./Carmel
67	Benson, Kahlil	OL	6-6	319	R-Sr.+	Webb, Miss./Southaven (Colorado)
70	Leibfried, Austin	OL	6-6	306	R-Fr.	Mount Horeb, Wis./Mount Horeb
71	Lawrence, Evan	OL	6-6	306	R-Fr.	Danville, Ind./Danville Community
72	Ajani, Adedamola	OL	6-4	308	R-Fr.	Indianapolis, Ind./Speedway
74	Lynch, Bray	OL	6-5	312	R-Jr.	Austin, Texas/Westlake
75	Michalski, Zen	OL	6-6	310	R-Sr.	Floyds Knobb, Ind./Floyd Central (Ohio State)
77	Marek, Matt	OL	6-3	308	Fr.	Orland Park, Ill./Sandburg
78	Coogan, Pat	OL	6-5	311	R-Sr.	Palos Heights, Ill./Marist (Notre Dame)
80	Becker, Charlie	WR	6-4	209	So.	Nashville, Tenn./Father Ryan
82	Kendrick, Myles	WR	6-0	190	Fr.	Jacksonville, Fla./Riverside
83	Stroud, Hunter	WR	6-0	178	Fr.	Martinsville, Ind./Martinsville
84	Thiry, Blake	TE	6-4	224	Fr.	Prairie du Chien, Wis./Prairie du Chien
85	Barker, Andrew	TE	6-4	246	Fr.	Kokomo, Ind./Kokomo
86	Massel IV, Bruno	WR	5-11	193	Fr.	Elmhurst, Ill./York
89	Jordan, Camden	WR	6-0	180	R-Sr.	Carmel, Ind./Cathedral (San Jacinto College)
90	Placzek, Josh	K	5-11	199	R-Fr.	Carmel, Ind./Carmel
90	Monette, J'mari	DL	6-3	286	R-Jr.	Alexandria, La./Alexandria
91	Ratcliff, Dominique	DL	6-3	296	R-Sr.+	Conroe, Texas/Conroe (Texas State)
93	Warren, Quinn	K	6-6	223	So.	Indianapolis, Ind./Brebeuf Jesuit
94	Garcia, Kyler	DL	6-4	291	Fr.	Nashville, Tenn./Pearl-Cohn
95	Tucker, Tyrique	DL	6-0	302	R-Jr.	Norfolk, Va./Life Christian Academy (James Madison)
96	Abram, Triston	DL	6-3	228	Fr.	St. Louis, Mo./Christian Brothers
97	Landino, Mario	DL	6-4	284	So.	Macungie, Pa./Emmaus
99	Burrus Jr., Tyrone	DL	6-4	236	Fr.	Indianapolis, Ind./Warren Central

No.	Name	Pos.
28	Martin, Khobie	RB
86	Massel IV, Bruno	WR
44	McCarthy, Mitch	P
38	McConnell, Kaden	LB
16	Mendoza, Alberto	QB
15	Mendoza, Fernando	QB
75	Michalski, Zen	OL
90	Monette, J'mari	DL
7	Moore, Louis	DB
9	Morris, Tyler	WR
45	Murff, Lincoln	DB
17	Ndukwe, Daniel	DL
30	Nelson, PJ	LB
37	Nowakowski, Riley	TE
66	Parker, Evan	OL
90	Placzek, Josh	K
5	Ponds, D'Angelo	DB
15	Radacic, Nico	K
91	Ratcliff, Dominique	DL
33	Reese, Garrett	DB
13	Sarratt, Elijah	WR
22	Sharpe, Jamari	DB
65	Smith, Carter	OL
19	Smith, Zacharey	DB
19	Staes, Holden	TE
9	Stewart Jr., Seaonta	DB
83	Stroud, Hunter	WR
43	Taylor, Bryce	K
84	Thiry, Blake	TE
95	Tucker, Tyrique	DL
14	Turner, Kaiden	LB
18	Turvy, Andrew	DL
34	Utzinger, Jeff	LB
18	Vanhorse, Solomon	RB
47	Walters, Finn	DL
93	Warren, Quinn	K
17	Wasserstrom, Jackson	WR
0	Wheeler, Hosea	DL
61	Wilkin, Baylor	OL
7	Williams Jr., E.J.	WR
2	Wilson, Grant	QB
13	Wyatt, Kellan	DL

COACHES & STAFF

Curt Cignetti	Head Coach	Blake Jackson	Director of Football Operations	Matt Wilson	Assistant Athletic Director of Player Personnel
Bryant Haines	Defensive Coordinator/Linebackers	Jake McDonald	Assistant Director of Football Operations	Mike Ferrara	Director of Player Personnel
Mike Shanahan	Offensive Coordinator/Wide Receivers	Mike Pechac	Director of Player Development/NFL Liaison	Brooks Halsey	Assistant Director of Player Personnel
Grant Cain	Special Teams Coordinator/Tight Ends	Jared Coulter	Team Analyst/Video Coordinator	Gage Proctor	Assistant Director of Player Personnel
Ola Adams	Safeties/Defensive Backs	Mitch Gudmundson	Director of Football Equipment	John Srofe	Director of Scouting
Bob Bostad	Offensive Line/Run Game Coordinator	Ben Harakel	Senior Defensive Analyst	Kendel Bennett	Director of On-Campus Recruiting
Pat Kuntz	Defensive Tackles	Alex Higgins	Senior Offensive Analyst	Jamie Stento	Recruiting Assistant
John Miller	Running Backs	Ryan McInerney	Senior Special Teams Analyst	Kyle Blackman	Head Athletic Trainer
Rod Ojong	Cornerbacks	Eddie Burk	Offensive Quality Control	Autumn Bennett	Athletic Trainer/Research Assistant
Chandler Whitmer	Quarterbacks/Co-Offensive Coordinator	Justice Ellison	Offensive Quality Control	Kristina McCain-Perez	Athletic Trainer
Buddha Williams	Defensive Ends	Cam Haney	Defensive Quality Control	Michael Turner	Athletic Trainer
Derek Owings	Director of Athletic Performance	Zach Leeds	Offensive Quality Control	Jon Wicks	Athletic Trainer
Nate Adams	Athletic Performance Coach	Francis Meehan	Defensive Quality Control	Jacob Laverman	Director of Football Rehabilitation
Daniel Johnson	Athletic Performance Coach	Aiden Moyers	Defensive Quality Control	Isaac Hicks III	Director of Sports Performance Nutrition
Carl Miller	Athletic Performance Coach	Reed Relosky	Offensive Quality Control		
Jared Myatt	Athletic Performance Coach				
Josh Huff	Sports Science Coordinator				

ROSTER BREAKDOWN

BY POSITION

Wide Receivers (15)

80 Becker, Charlie
6 Bond, Lebron
0 Brady, Jonathan
4 Chandler, Davion
22 Ciongoli, Ace
3 Cooper Jr., Omar
89 Jordan, Camden
26 Kaiser, Cade
82 Kendrick, Myles
86 Massel IV, Bruno
9 Morris, Tyler
13 Sarratt, Elijah
83 Stroud, Hunter
17 Wasserstrom, Jackson
7 Williams Jr., E.J.

Offensive Line (14)

72 Ajani, Adedamola
67 Benson, Kahlil
78 Coogan, Pat
62 Evans, Drew
54 Greer, Jack
56 Johnson, Chance
71 Lawrence, Evan
70 Leibfried, Austin
74 Lynch, Bray
77 Matt Marek
75 Michalski, Zen
66 Parker, Evan
65 Smith, Carter
61 Baylor Wilkin

Running Backs (7)

8 Black, Kaelon
29 Beebe Jr., Lee
20 Cuono, Sean
1 Hemby, Roman
30 Kropp, Kyler
28 Martin, Khobie
18 Vanhorse, Solomon

Tight Ends (5)

85 Barker, Andrew
48 Bomba, James
37 Nowakowski, Riley
19 Staes, Holden
84 Thiry, Blake

Quarterbacks (5)

12 Bell, Jacob
14 Geske, Maverick
16 Mendoza, Alberto
15 Mendoza, Fernando
2 Wilson, Grant

Defensive Backs (18)

2 Baldwin Jr., Byron
3 Bell, Jaylen
27 Bellin, Reece
24 Bonds, Bryson
12 Boykin, Devan
31 Chung, Anthony
36 Conner, Clay
1 Ferrell, Amare
20 Henderson, Dontrae
10 Gandy, Ryland
37 Kizer, Heath
45 Murrff, Lincoln
7 Moore, Louis
5 Ponds, D'Angelo
33 Reese, Garrett
22 Sharpe, Jamari
19 Smith, Zacharey
9 Stewart Jr., Seaonta

Defensive Line (18)

96 Abram, Triston
99 Burrus Jr., Tyrone
41 Calhoun, Keishaun
58 Cannon, Aden
40 Clark, Quentin
8 Daley, Stephen
94 Garcia, Kyler
50 Hall, Jhrevious
6 Kamara, Mikail
97 Landino, Mario
90 Monette, J'mari
17 Ndukwe, Daniel
91 Ratcliff, Dominique
95 Tucker, Tyrique
18 Turvy, Andrew
47 Walters, Finn
0 Wheeler, Hosea
13 Wyatt, Kellan

Linebackers (9)

52 Allen, Clayton
4 Fisher, Aiden
21 Hardy, Rolijah
46 Jones, Isaiah
44 Kamara, Amari
38 McConnell, Kaden
30 Nelson, PJ
14 Turner, Kaiden
34 Utzinger, Jeff

Kickers (6)

49 Baker, Oludabe
35 Franke, Brendan
90 Placzek, Josh
15 Radicic, Nicolas
43 Taylor, Bryce
93 Warren, Quinn

Long Snappers (2)

47 Langston, Mark
45 Lindsey, Sam

Punters (1)

44 McCarthy, Mitch

BY ELIGIBILITY

Graduate+ (1)

18 Vanhorse, Solomon

Redshirt-Senior+ (9)

67 Benson, Khalil
12 Boykin, Devan
35 Franke, Brendan
47 Langston, Mark
7 Moore, Louis
37 Nowakowski, Riley
91 Ratcliff, Dominique
7 Williams, E.J.
2 Wilson, Grant

Redshirt-Senior (11)

49 Baker, Oludabe
8 Black, Kaelon
48 Bomba, James
24 Bonds, Bryson
78 Coogan, Pat
1 Hemby, Roman
89 Jordan, Camden
6 Kamara, Mikail
75 Michalski, Zen
18 Turvy, Andrew
0 Wheeler, Hosea

Senior (8)

0 Brady, Jonathan
8 Daley, Stephen
4 Fisher, Aiden
44 McConell, Mitch
9 Morris, Tyler
13 Sarratt, Elijah
19 Staes, Holden
13 Wyatt, Kellan

Redshirt Junior (16)

29 Beebe Jr., Lee
58 Cannon, Aden
3 Cooper Jr., Omar
62 Evans, Drew
10 Gandy, Ryland
54 Greer, Jack
46 Jones, Isaiah
74 Lynch, Bray
15 Mendoza, Fernando
90 Monette, J'Mari
22 Sharpe, Jamari
65 Smith, Carter
95 Tucker, Tyrique
14 Turner, Kaiden
34 Utzinger, Jeff
17 Wasserstrom, Jackson

Junior (2)

1 Ferrell, Amare
5 Ponds, D'Angelo

Redshirt Sophomore (8)

52 Allen, Clayton
27 Bellin, Reece
31 Chung, Anthony
36 Conner, Clay
45 Lindsey, Sam
45 Murrff, Lincoln
15 Radicic, Nicolas
47 Walters, Finn

Sophomore (5)

80 Becker, Charlie
21 Hardy, Rolijah
97 Landino, Mario
17 Ndukwe, Daniel
93 Warren, Quinn

Redshirt Freshman (11)

72 Ajani, Adedamola
40 Clark, Quentin
20 Henderson, Dontrae
37 Kizer, Heath
30 Kropp, Kyler
71 Lawrence, Evan
70 Leibfried, Austin
28 Martin, Khobie
38 McConell, Kaden
16 Mendoza, Alberto
90 Placzek, Josh

True Freshman (29)

96 Abram, Triston
2 Baldwin Jr., Byron
85 Barker, Andrew
12 Bell, Jacob
3 Bell, Jaylen
6 Bond, Lebron
99 Burrus Jr., Tyrone
41 Calhoun, Keishaun
4 Chandler, Davion
22 Ciongoli, Ace
20 Cuono, Sean
94 Garcia, Kyler
14 Geske, Maverick
50 Hall, Jhrevious
56 Johnson, Chance
26 Kaiser, Cade
41 Kamara, Amari
82 Kendrick, Myles
77 Marek, Matt
86 Massel IV, Bruno
30 Nelson, PJ
66 Parker, Evan
33 Reese, Garrett
19 Smith, Zacharey
9 Stewart Jr., Seaonta
83 Stroud, Hunter
43 Taylor, Bryce
84 Thiry, Blake
61 Wilkin, Baylor

BY STATE/COUNTRY

Indiana (33)

72 Ajani, Adedamola
52 Allen, Clayton
85 Barker, Andrew
29 Bellin, Reece
48 Bomba, James
99 Burrus Jr., Tyrone
58 Cannon, Aden
4 Chandler, Davion
36 Conner, Clay
3 Cooper Jr., Omar
14 Geske, Maverick
54 Greer, Jack
56 Johnson, Chance
89 Jordan, Camden
26 Kaiser, Cade
37 Kizer, Heath
30 Kropp, Kyler
71 Lawrence, Evan
28 Martin, Khobie
86 Massel IV, Bruno
38 McConnell, Kaden
75 Michalski, Zen
97 Miller, Jaxon
45 Murrff, Lincoln
66 Parker, Evan
90 Placzek, Josh
83 Stroud, Hunter
43 Taylor, Bryce
18 Turvy, Andrew
34 Utzinger, Jeff
47 Walters, Finn
17 Wasserstrom, Jackson
93 Warren, Quinn

Florida (10)

22 Ciongoli, Ace
20 Cuono, Sean
1 Ferrell, Amare
21 Hardy, Rolijah
82 Kendrick, Myles
16 Mendoza, Alberto
15 Mendoza, Fernando
5 Ponds, D'Angelo
19 Sanguinetti, Josh
22 Sharpe, Jamari

Georgia (9)

49 Baker, Oludabe
40 Clark, Quentin
10 Gandy, Ryland
47 Langston, Mark
45 Lindsey, Sam
17 Ndukwe, Daniel
19 Smith, Zacharey
19 Staes, Holden
18 Vanhorse, Solomon

Virginia (9)

8 Black, Kaelon
6 Bond, Lebron
8 Daley, Stephen
4 Fisher, Aiden
44 Kamara, Amari
6 Kamara, Mikail
13 Sarratt, Elijah
95 Tucker, Tyrique
2 Wilson, Grant

Ohio (6)

41 Calhoun, Keishaun
46 Jones, Isaiah
30 Nelson, PJ
65 Smith, Carter
9 Stewart Jr., Seaonta
61 Wilkin, Baylor

Illinois (5)

12 Bell, Jacob
78 Coogan, Pat
77 Marek, Matt
9 Morris, Tyler
3 Reese, Garrett

Texas (5)

24 Bonds, Bryson
74 Lynch, Bray
7 Moore, Louis
15 Radicic, Nicolas
91 Ratcliff, Dominique

Wisconsin (5)

31 Chung, Anthony
62 Evans, Drew
70 Leibfried, Austin
37 Nowakowski, Riley
84 Thiry, Blake

Maryland (3)

2 Baldwin Jr., Byron
1 Hemby, Roman
13 Wyatt, Kellan

Tennessee (3)

80 Becker, Charlie
94 Garcia, Kyler
50 Hall, Jhrevious

Alabama (2)

29 Beebe Jr., Lee
7 Williams Jr., E.J.

California (2)

0 Brady, Jonathan
0 Wheeler, Hosea

North Carolina (2)

12 Boykin, Devan
20 Henderson, Dontrae

Arkansas (1)

14 Turner, Kaiden

Australia (1)

44 McCarthy, Mitch

Louisiana (1)

90 Monette, J'mari

Mississippi (1)

67 Benson, Kahlil

Missouri (1)

96 Abram, Triston

Nebraska (1)

35 Franke, Brendan

New Jersey (1)

3 Bell, Jaylen

Pennsylvania (1)

97 Landino, Mario

BIG TEN BRIEFING

B1G STANDINGS

	B1G	PCT.	H	A	STREAK	OVERALL	PCT.	HOME	AWAY	NTRL	STREAK
1. INDIANA	9-0	1.000	4-0	5-0	WON 9	15-0	1.000	7-0	5-0	3-0	WON 15
Ohio State	9-0	1.000	4-0	5-0	Won 9	12-2	.857	7-0	5-0	0-2	Lost 2
3. Oregon	8-1	.889	3-1	5-0	Won 6	13-2	.887	7-1	5-0	1-1	Lost 1
4. Michigan	7-2	.778	3-1	4-1	Lost 1	9-4	.692	5-1	4-2	0-1	Lost 2
USC	7-2	.778	5-0	2-2	Won 1	9-4	.692	7-0	2-3	0-1	Lost 1
6. Iowa	6-3	.667	3-2	3-1	Won 2	9-4	.692	5-2	3-2	1-0	Won 3
7. Illinois	5-4	.556	4-1	1-3	Won 1	9-4	.692	6-1	2-3	1-0	Won 2
Minnesota	5-4	.556	5-0	0-4	Won 1	8-5	.615	7-0	0-5	1-0	Won 2
Washington	5-4	.556	3-2	2-2	Lost 1	9-4	.692	5-2	3-2	1-0	Won 1
10. Nebraska	4-5	.444	2-3	2-2	Lost 2	7-6	.538	4-3	2-2	1-1	Lost 3
Northwestern	4-5	.444	3-2	1-3	Lost 1	7-6	.538	5-2	1-4	1-0	Won 1
12. Penn State	3-6	.333	1-3	2-3	Won 3	7-6	.538	4-3	2-3	1-0	Won 4
UCLA	3-6	.333	2-2	1-4	Lost 5	3-9	.250	2-4	1-5	-	Lost 5
14. Rutgers	2-7	.222	1-3	1-4	Lost 2	5-7	.417	4-3	1-4	-	Lost 2
Wisconsin	2-7	.222	2-3	0-4	Lost 1	4-8	.333	4-3	0-5	-	Lost 1
16. Maryland	1-8	.111	0-4	1-4	Lost 8	4-8	.333	3-4	1-4	-	Lost 8
Michigan State	1-8	.111	1-3	0-5	Won 1	4-8	.333	4-3	0-5	-	Won 1
18. Purdue	0-9	.000	0-5	0-4	Lost 9	2-10	.167	2-5	0-5	-	Lost 10

B1G BOWL SCHEDULE

Dec. 13	Washington, 38, Boise State 10
Dec. 20	Oregon 51, James Madison 34
Dec. 26	Northwestern 34, Central Michigan 7 Minnesota 20, New Mexico 17
Dec. 27	Penn State 22, Clemson 10
Dec. 30	Illinois 30, Tennessee 28 TCU 30, USC 27
Dec. 31	Iowa 34, Vanderbilt 27 Texas 41, Michigan 27 Utah 44, Nebraska 22 Miami (Fla.) 24, Ohio State 14
Jan. 1	Oregon 23, Texas Tech 0 INDIANA 38, ALABAMA 3
Jan. 9	INDIANA 56, OREGON 22
Jan. 19	MIAMI (Fla.) vs. INDIANA 7:30 p.m. ESPN

All Times ET

NCAA/BIG TEN RANKINGS SUMMARY

TEAM RANKINGS

	NCAA	B1G	TOTAL
OFFENSE			
3rd Down Conversion Pct	1	1	.582
4th Down Conversion Pct	88	12	.500
Completion Percentage	2	2	.728
First Downs Offense	3	1	360
Fumbles Lost	1	1	1
Passes Had Intercepted	23	3	7
Passing Offense	52	7	243.0
Passing Yards per Completion	21	3	13.0
Red Zone Offense	11	4	.918
Rushing Offense	12	1	218.3
Sacks Allowed	34	8	1.47
Scoring Offense	2	1	42.6
Tackles for Loss Allowed	15	2	4.00
Team Passing Efficiency	1	1	189.86
Total Offense	11	2	461.0
Turnovers Lost	3	1	8
DEFENSE			
3rd Down Conversion Pct Defense	8	1	.303
4th Down Conversion Pct Defense	46	8	.481
Defensive TDs	10	2	3
First Downs Defense	4	2	196
Fumbles Recovered	6	1	11
Passes Intercepted	7	2	18
Passing Yards Allowed	23	6	185.9
Red Zone Defense	43	5	.808
Rushing Defense	2	1	75.0
Scoring Defense	2	2	11.1
Team Passing Efficiency Defense	12	4	112.30
Team Sacks	6	1	3.00
Team Tackles for Loss	2	1	8.50
Total Defense	4	2	261.0
Turnovers Gained	3	1	29
SPECIAL TEAMS			
Blocked Kicks	9	2	3
Blocked Kicks Allowed	1	1	0
Blocked Punts	4	2	3
Blocked Punts Allowed	1	1	0
Kickoff Return Defense	61	8	19.66
Kickoff Returns	66	10	20.80
Net Punting	71	8	39.13
Punt Return Defense	57	8	7.21
Punt Returns	7	3	16.46
TEAM			
Fewest Penalties	10	6	55
Fewest Penalties Per Game	5	3	3.67
Fewest Penalty Yards	6	4	403
Fewest Penalty Yards Per Game	2	1	26.87
Time of Possession	6	1	33:17
Turnover Margin	1	1	1.4
Winning Percentage	1	1	1.000

INDIVIDUAL RANKINGS

OFFENSE	NAME	NCAA	B1G	TTL	DEFENSE	NAME	NCAA	B1G	TTL
All Purpose	Roman Hemby	64	9	94.87	Forced Fumbles	Jamari Sharpe	19	2	0.27
Completion Percentage	Fernando Mendoza	3	2	0.73	Fumbles Recovered	Devan Boykin	14	2	2
Completions Per Game	Fernando Mendoza	67	10	17.13		Mario Landino	14	2	2
Passing Efficiency	Fernando Mendoza	1	1	188		Hosea Wheeler	14	2	2
Passing TDs	Fernando Mendoza	1	1	41	Interceptions Per Game	Louis Moore	11	3	0.40
	Alberto Mendoza	147	20	5		Amare Ferrell	59	9	0.27
Passing Yards	Fernando Mendoza	19	4	3,349	Passes Defended	-	-	-	-
Passing Yards Per Game	Fernando Mendoza	51	8	223.3	Sacks	Rolijah Hardy	63	12	0.53
Passing Yards per Completion	Fernando Mendoza	22	3	13.03		Isaiah Jones	79	15	0.47
Receiving TDs	Elijah Sarratt	1	1	15		Stephen Daley	102	18	0.42
	Omar Cooper Jr.	3	2	13	Solo Tackles	-	-	-	-
	E.J. Williams Jr.	61	11	6	Tackles For Loss	Stephen Daley	4	1	1.46
	Charlie Becker	174	24	4	Total Interceptions	Louis Moore	2	1	6
Receiving Yards	Omar Cooper Jr.	47	7	866		Amare Ferrell	23	4	4
	Elijah Sarratt	66	9	802	Total Tackles	Aiden Fisher	135	19	6.6
	Charlie Becker	149	18	614		Rolijah Hardy	144	20	6.5
Receiving Yards Per Game	Elijah Sarratt	75	10	61.7		Louis Moore	318	42	5.4
	Omar Cooper Jr.	98	12	57.7		Isaiah Jones	384	51	5.1
Receptions Per Game	Elijah Sarratt	71	11	4.77					
	Omar Cooper Jr.	98	14	4.27					
Rush Yards Per Carry	Kaelon Black	33	6	5.69					
	Roman Hemby	72	9	5.02					
Rushing TDs	Kaelon Black	45	9	10					
	Roman Hemby	103	14	7					
	Khobie Martin	127	16	6					
	Fernando Mendoza	127	16	6					
Rushing Yards	Roman Hemby	33	5	1,060					
	Kaelon Black	48	7	961					
	Khobie Martin	194	26	505					
Rushing Yards Per Game	Roman Hemby	60	9	70.7					
	Kaelon Black	82	11	64.1					
Total Offense	Fernando Mendoza	54	8	242.2					
	Roman Hemby	185	27	70.7					
Yards per Pass Attempt	Fernando Mendoza	1	1	9.51					
Yards per Reception	Charlie Becker	6	1	20.47					
	Omar Cooper Jr.	186	25	13.53					
SPECIAL TEAMS	NAME	NCAA	B1G	TTL	SCORING	NAME	NCAA	B1G	TTL
Blocked Kicks					Points Responsible For	Fernando Mendoza	1	1	282
Combined Kick Returns	Jonathan Brady	61	9	347		Nico Radacic	68	9	132
	Roman Hemby	124	13	203		Elijah Sarratt	163	26	90
Goal Percentage	Nicolas Radacic	3	2	0.941	Points Responsible For Per Game	Fernando Mendoza	2	1	18.8
Field Goals Per Game	Nicolas Radacic	83	16	1.07		Nico Radacic	104	13	8.8
Kickoff Return TDs	-	-	-	-		Elijah Sarratt	189	33	6.9
Kickoff Returns	-	-	-	-	Scoring	Nico Radacic	11	1	8.8
Punt Return TDs	D'Angelo Ponds	6	2	1		Elijah Sarratt	82	17	6.9
	Jonathan Brady	6	2	1		Omar Cooper Jr.	147	30	5.6
Punt Returns	Jonathan Brady	6	2	16.5	Total Points Scored	Nico Radacic	4	1	132
Punting	-	-	-	-		Elijah Sarratt	71	13	90
						Omar Cooper Jr.	90	19	84
					Total Touchdowns	Elijah Sarratt	17	3	15
						Omar Cooper Jr.	28	8	14
						Kaelon Black	72	15	10

THE LAST TIME INDIANA...

(SR) - School Record | (B1G) - Big Ten Record | * - Tied Record | \$ - B1G Championship Game | ^ - College Football Playoff

INDIVIDUAL IN A GAME

40+ Rushing Attempts:	42	BenJarvus Green-Ellis	at Penn State, 2003	
50+ Rushing Attempts:	52	Anthony Thompson	at Wisconsin, 1989	SR
100+ Yards Rushing:	152	Roman Hemby	at Purdue, 2025	
150+ Yards Rushing:	152	Roman Hemby	at Purdue, 2025	
200+ Yards Rushing:	204	Stevie Scott III	Virginia, 2018	
300+ Yards Rushing:	307	Tevin Coleman	at Rutgers 2014	
Two Players Rush For 100 Yards:	--	--	Rutgers, 2017	
		<i>Morgan Ellison (149) & Cole Gest (104)</i>		
Back-to-Back 100-yard Rushing Games:		Justice Ellison	2024	
		<i>Nebraska (105) & Washington (123)</i>		
Back-to-Back 150-yard Rushing Games:		Jordan Howard	2015	
		<i>Iowa (174) & Michigan (238)</i>		
Back-to-Back 200-yard Rushing Games:		Tevin Coleman	2014	
		<i>at Rutgers (307) & at Ohio State (228)</i>		
3+ Touchdowns Rushing:	3	Stevie Scott III	Maryland 2020	
4+ Touchdowns Rushing:	6	Levron Williams	at Wisconsin, 2001	SR
5+ Touchdowns Rushing:	6	Levron Williams	at Wisconsin, 2001	SR
6+ Touchdowns Rushing:	6	Levron Williams	at Wisconsin, 2001	SR
70+ Yard Run:	82	Roman Hemby	at Purdue, 2025	
80+ Yard Run:	82	Roman Hemby	at Purdue, 2025	
90+ Yard Run:	90	Tevin Coleman	at Ohio State, 2014	
40+ Pass Attempts:	42	Connor Bazelak	at Rutgers, 2022	
50+ Pass Attempts:	66	Connor Bazelak	at Cincinnati, 2022	SR
60+ Pass Attempts:	66	Connor Bazelak	at Cincinnati, 2022	SR
25+ Pass Completions:	25	Kurtis Rourke	at Northwestern, 2024	
30+ Pass Completions:	31	Connor Bazelak	at Cincinnati, 2022	
35+ Pass Completions:	35	Michael Penix Jr.	at Western Kentucky, 2021	
40+ Pass Completions:	40	Richard Lagow	Ohio State, 2017	
300+ Yards Passing:	332	Fernando Mendoza	Michigan State, 2025	
350+ Yards Passing:	380	Kurtis Rourke	at Northwestern, 2024	
400+ Yards Passing:	491	Michael Penix Jr.	at Ohio State, 2020	
Consecutive 300-yard Passing Games:		Kurtis Rourke	2024	
		<i>Maryland (359) & at Northwestern (380)</i>		
Three-Straight 300-yard Passing Games:		Michael Penix Jr.	2020	
		<i>Michigan (342), at Michigan State (320) & at Ohio State (491)</i>		
4+ Touchdown Passes:	5	Fernando Mendoza	vs. Oregon, 2026	^
5+ Touchdown Passes:	5	Fernando Mendoza	vs. Oregon, 2026	^
6+ Touchdown Passes:	6	Kurtis Rourke	Purdue, 2024	SR*
10+ Receptions:	10	Omar Cooper Jr.	Indiana State, 2025	
Two Players w/ 10+ Receptions:	--	--	at Maryland, 2017	
		<i>Whop Philyor (13), Luke Timian (13) & Simmie Cobbs (10)</i>		
Three Players w/ 10+ Receptions:	--	--	at Maryland, 2017	
		<i>Whop Philyor (13), Luke Timian (13) & Simmie Cobbs (10)</i>		
10+ Receptions in Back-to-Back Games:		Whop Philyor	2019	
		<i>at Michigan State (14) & Rutgers (10), 2019</i>		
100+ Yards Receiving:	126	Charlie Becker	vs. Ohio State, 2025	\$
150+ Yards Receiving:	156	Elijah Sarratt	at Iowa, 2025	
200+ Yards Receiving:	207	Omar Cooper Jr.	Indiana State, 2025	
Two Players w/ 100 Yards Receiving:	--	--	Western Illinois, 2024	
		<i>Elijah Sarratt (137) & Omar Cooper Jr. (131)</i>		
Back-to-Back 100 Yards Receiving Games:		Charlie Becker	2025	
		at Penn State (118) & Wisconsin (108)		
Three-Straight 100-Yard Receiving Games:		Ty Fryfogle	2020	
		<i>Michigan (142), at Michigan State (200) & at Ohio State (218)</i>		
Back-to-Back 200 Yards Receiving Games:		Ty Fryfogle	2020	B1G
		<i>at Michigan State (200) & at Ohio State (218)</i>		
70+ Yard Reception:	84	Elijah Sarratt	Purdue, 2024	
80+ Yard Reception:	84	Elijah Sarratt	Purdue, 2024	
90+ Yard Reception:	90	DeQuee Carter	at Penn State, 2023	
Three Touchdowns Receiving:	4	Omar Cooper Jr.	Indiana State, 2025	SR*
Four Touchdowns Receiving:	4	Omar Cooper Jr.	Indiana State, 2025	SR*
300+ Yards Total Offense:	350	Fernando Mendoza	Michigan State, 2025	
		<i>(332 passing, 18 rushing)</i>		
350+ Yards Total Offense:	350	Fernando Mendoza	Michigan State, 2025	
		<i>(332 passing, 18 rushing)</i>		
400+ Yards Total Offense:	489	Michael Penix Jr.	at Ohio State, 2020	
		<i>(491 passing, minus-2 rushing)</i>		

150+ All-Purpose Yards:	171	Roman Hemby	at Purdue, 2025	
200+ All-Purpose Yards:	207	Omar Cooper Jr.	Indiana State, 2025	
250+ All-Purpose Yards:	307	Tevin Coleman	at Rutgers, 2014	
300+ All-Purpose Yards:	307	Tevin Coleman	at Rutgers, 2014	
400+ All-Purpose Yards:	416	Anthony Thompson	at Wisconsin, 1989	SR
Scored 3+ Touchdowns:	4	Omar Cooper Jr.	Indiana State, 2025	
Scored 4+ Touchdowns:	4	Omar Cooper Jr.	Indiana State, 2025	
Scored 5+ Touchdowns:	6	Levron Williams	at Wisconsin, 2001	SR
Scored 6+ Touchdowns:	6	Levron Williams	at Wisconsin, 2001	SR
Accounted for 4+ Touchdowns:	5	Fernando Mendoza	vs. Oregon, 2026	^
		<i>(5 passing)</i>		
Accounted for 5+ Touchdowns:	5	Fernando Mendoza	vs. Oregon, 2026	^
		<i>(5 passing)</i>		
Accounted for 6+ Touchdowns:	6	Fernando Mendoza	Indiana State, 2025	SR*
		<i>(5 passing, 1 rushing)</i>		
Scored a Rushing and Receiving Touchdown:		Josh Henderson	Maryland, 2022	
		<i>(1 rush, 1 receiving)</i>		
Two-Point Conversion:		Elijah Sarratt	at Notre Dame, 2024	^
Made Three Field Goals:	4	Charles Campbell	Western Kentucky, 2022	SR*
Made Four Field Goals:	4	Charles Campbell	Western Kentucky, 2022	SR*
50-Yard Field Goal Made:	58	Brendan Franke	at Oregon, 2025	SR*
10+ Tackles:	10	Rolijah Hardy	vs. Ohio State, 2025	
15+ Tackles:	15	Chase Dutra	Wisconsin 2017	
20+ Tackles:	22	Austin Thomas	at Michigan State, 2007	
25+ Tackles:	26	Joe Norman	Ohio State, 1978	SR
Back-to-Back Double-Digit Tackle Games:		Rolijah Hardy	2025	
		<i>Purdue (10) & vs. Ohio State (10)</i>		
Three-Straight Double-Digit Tackle Games:		Cam Jones	2022	
		<i>Western Kentucky (13), at Cincinnati (11) & at Nebraska (11)</i>		
2.0+ Sacks:	2.0	Daniel Ndukwe	vs. Oregon, 2026	^
3.0+ Sacks:	3.0	Tegray Scales	at Penn State, 2017	
4.0+ Sacks:	4.0	Matt Mayberry	Central Michigan 2008	SR*
2+ Interceptions:	2	Amare Ferrell	at Michigan State, 2024	
3+ Interceptions:	3	Greg Yeldell	at Michigan, 1998	SR*
Interception Return for a Touchdown:		D'Angelo Ponds (25 yards)	vs. Oregon, 2026	^
Forced Multiple Fumbles:	2	Aaron Casey	Maryland, 2022	
Multiple Fumbles Recovered:	2	Mario Landino	vs. Oregon, 2026	^
Fumble Return for a Touchdown:		Devan Boykin	at Maryland, 2025	
Interception and Fumble Recovered:		Aiden Fisher	at Penn State, 2025	
Interception and Forced Fumble:		Jailin Walker	Purdue, 2024	
Kickoff Return For Touchdown:		Jaylin Lucas (100 yards)	at Purdue, 2023	
Punt Return For Touchdown:		Jonathan Brady (91 yards)	Old Dominion, 2025	
Blocked Punt For Touchdown:		D'Angelo Ponds (11 yards)	Indiana State, 2025	
Blocked Field Goal For Touchdown:		Earl Faison (92 yards)	Michigan State, 1958	
Defensive Extra Point:	--	--	--	
Blocked Field Goal:		James Carpenter	Notre Dame, 2024	^
Blocked Extra Point:		Brandon Wilson	Penn State, 2018	
Blocked Punt:		Daniel Ndukwe	vs. Oregon, 2026	^
Blocked Two Punts:		D'Angelo Ponds & Daniel Ndukwe	at Michigan State, 2024	
Safety:		Team	at Michigan State, 2024	
Recovered an On-Side Kick:		Elijah Sarratt	at Notre Dame, 2024	^

SCORING DRIVES

Plays	Yds	Time	Result	Qtr	Scoring Play
OLD DOMINION (5)					
--	--	--	TD	1	Brady 91-yard punt return (Radicic kick)
8	51	3:35	FG	2	Radicic 22-yard field goal
3	5	0:15	TD	2	Mendoza, F. 5-yard rush (Radicic kick)
8	75	3:51	TD	3	Black 2-yard rush (Radicic kick)
13	69	6:58	FG	3	Radicic 25-yard field goal
KENNESAW STATE (8)					
8	81	3:35	TD	1	Nowakowski 1-yard rush (Radicic kick)
6	48	3:16	TD	1	Sarratt 9-yard pass from Mendoza, F. (Radicic kick)
4	75	2:06	TD	2	Beebe Jr. 11-yard rush (Radicic kick)
8	73	3:52	TD	3	Sarratt 3-yard pass from Mendoza, F. (Radicic kick)
1	75	0:17	TD	3	Cooper Jr. 75-yard rush (Radicic kick)
4	37	1:42	TD	3	Sarratt 20-yard pass from Mendoza, F. (Radicic kick)
7	63	2:51	TD	4	Williams Jr. 8-yard pass from Mendoza, F. (Radicic kick)
8	87	4:13	TD	4	Becker 6-yard pass from Mendoza, A. (Radicic kick)
INDIANA STATE (11)					
7	66	3:30	TD	1	Mendoza, F. 7-yard rush (Radicic kick)
9	78	5:13	TD	1	Cooper Jr. 13-yard pass from Mendoza, F. (Radicic kick)
5	31	2:02	TD	1	Cooper Jr. 13-yard pass from Mendoza, F. (Radicic kick)
8	37	3:37	FG	2	Radicic 25-yard field goal
3	65	1:24	TD	2	Staes 18-yard pass from Mendoza, F. (Radicic kick)
2	35	0:33	TD	2	Brady 4-yard pass from Mendoza, F. (Radicic kick)
3	45	0:36	TD	2	Cooper 31-yard pass from Mendoza, F. (Radicic kick)
4	72	1:22	TD	3	Cooper Jr. 58-yard pass from Mendoza, A. (Radicic kick)
8	70	3:46	TD	3	Brady 12-yard pass from Mendoza, A. (Radicic kick)
5	61	2:51	TD	3	Martin 20-yard rush (Radicic kick)
10	80	6:13	TD	4	Martin 1-yard rush (Radicic kick)
ILLINOIS (9)					
--	--	--	TD	1	Ponds 11-yard blocked punt return (Radicic kick)
7	75	3:43	TD	1	Cooper Jr. 11-yard pass from Mendoza, F. (Radicic kick)
7	56	3:43	TD	2	Williams Jr. 11-yard pass from Mendoza, F. (Radicic kick)
4	80	2:19	TD	2	Nowakowski 43-yard pass from Mendoza, F. (Radicic kick)
9	65	3:14	TD	2	Sarratt 9-yard pass from Mendoza, F. (Radicic kick)
7	75	3:22	TD	3	Black 40-yard rush (Radicic kick)
9	44	4:57	TD	3	Sarratt 5-yard pass from Mendoza, F. (Radicic kick)
8	69	5:06	TD	4	Martin 31-yard rush (Radicic kick)
8	67	5:22	TD	4	Martin 8-yard rush (Radicic kick)
at Iowa (4)					
1	24	0:43	TD	1	Cooper Jr. 14-yard pass from Mendoza, F. (Radicic kick)
3	47	0:19	FG	2	Radicic 46-yard field goal
8	49	2:56	FG	4	Radicic 44-yard field goal
5	76	1:28	TD	4	Sarratt 49-yard pass from Mendoza, F. (Radicic kick)
at Oregon (6)					
5	22	1:27	FG	1	Radicic 42-yard field goal
9	75	5:00	TD	1	Hemby 3-yard rush (Radicic kick)
3	40	0:23	FG	2	Franke 58-yard field goal
9	75	4:54	TD	3	Hemby 2-yard rush (Radicic kick)
12	75	6:19	TD	4	Sarratt 8-yard pass from Mendoza, F. (Radicic kick)
9	28	3:57	FG	4	Radicic 22-yard field goal
MICHIGAN STATE (6)					
11	75	5:27	TD	1	Williams Jr. 13-yard pass from Mendoza, F. (Radicic kick)
5	75	2:35	TD	2	Sarratt 24-yard pass from Mendoza, F. (Radicic kick)
8	80	1:47	TD	2	Black 29-yard rush (Radicic kick)
4	75	1:51	TD	3	Cooper Jr. 48-yard pass from Mendoza, F. (Radicic kick)
8	68	4:01	TD	3	Sarratt 27-yard pass from Mendoza, F. (Radicic kick)
11	54	7:03	FG	4	Radicic 31-yard field goal

Plays	Yds	Time	Result	Qtr	Scoring Play
UCLA (8)					
--	--	--	TD	1	Fisher 25-yard interception return (Radicic kick)
8	59	4:04	TD	1	Hemby 1-yard rush (Radicic kick)
11	75	4:46	TD	2	Sarratt 1-yard pass from Mendoza, F. (Radicic kick)
3	29	1:15	TD	2	Hemby 13-yard rush (Radicic kick)
8	75	1:36	TD	2	Williams Jr. 2-yard pass from Mendoza, F. (Radicic kick)
10	75	5:45	TD	3	Mendoza, F. 20-yard rush (Radicic kick)
6	74	3:35	TD	3	Williams Jr. 62-yard pass from Mendoza, F. (Radicic kick)
10	75	4:12	TD	4	Mendoza, A. 4-yard rush (Radicic kick)
at Maryland (9)					
13	93	6:42	TD	1	Mendoza, F. 7-yard rush (Radicic kick)
8	76	4:25	FG	2	Radicic 20-yard field goal
9	84	4:40	TD	2	Cooper Jr. 22-yard pass from Mendoza, F. (Radicic kick)
10	43	2:15	FG	2	Radicic 46-yard field goal
6	63	3:07	TD	3	Black 31-yard rush (Radicic kick)
--	--	--	TD	3	Boykin 32-yard fumble recovery (Radicic kick)
2	24	0:52	TD	3	Hemby 16-yard rush (Radicic kick)
13	95	8:20	TD	4	Brady 6-yard pass from Mendoza, A. (Radicic kick)
8	93	5:34	TD	4	Martin 1-yard rush (Radicic kick)
at Penn State (5)					
3	68	1:20	TD	1	Mendoza, F. 18-yard rush (Radicic kick)
15	65	8:38	FG	2	Radicic 28-yard field goal
2	22	0:31	TD	2	Black 1-yard rush (Radicic kick)
11	37	6:03	FG	3	Radicic 31-yard field goal
10	80	1:15	TD	4	Cooper Jr. 7-yard pass from Mendoza, F. (Radicic kick)
WISCONSIN (5)					
9	72	4:25	TD	1	Becker 31-yard pass from Mendoza, F. (Radicic kick)
9	56	2:47	FG	2	Radicic 37-yard field goal
9	75	4:41	TD	3	Staes 2-yard pass from Mendoza, F. (Radicic kick)
1	21	0:08	TD	3	Nowakowski 21-yard pass from Mendoza, F. (Radicic kick)
7	48	4:21	TD	4	Cooper Jr. 5-yard pass from Mendoza, F. (Radicic kick)
at Purdue (8)					
5	40	1:47	TD	1	Black 1-yard rush (Radicic kick)
11	65	5:17	TD	2	Mendoza, F. 7-yard rush (Radicic kick)
2	36	0:45	TD	2	Black 16-yard rush (Radicic kick)
2	82	0:18	TD	2	Hemby 82-yard rush (Radicic kick)
11	89	7:17	TD	3	Sarratt 11-yard pass from Mendoza, F. (Radicic kick)
2	42	0:47	TD	3	Cooper Jr. 43-yard pass from Mendoza, F. (Radicic kick)
2	79	0:46	TD	3	Martin 21-yard rush (Radicic kick)
4	85	2:06	TD	4	Chandler 65-yard pass from Mendoza, A. (Radicic kick)
vs. Ohio State (3)					
6	12	2:06	FG	1	Radicic 29-yard field goal
14	61	7:21	FG	2	Radicic 32-yard field goal
7	88	3:30	TD	3	Sarratt 17-yard pass from Mendoza, F. (Radicic kick)
vs. Alabama (6)					
16	84	8:55	FG	2	Radicic 31-yard field goal
4	34	1:47	TD	2	Becker 21-yard pass from Mendoza, F. (Radicic kick)
11	58	2:52	TD	2	Cooper Jr. 1-yard pass from Mendoza, F. (Radicic kick)
10	79	5:40	TD	3	Sarratt 24-yard pass from Mendoza, F. (Radicic kick)
6	75	3:23	TD	4	Black 25-yard rush (Radicic kick)
5	63	2:44	TD	4	Hemby 18-yard rush (Radicic kick)
vs. Oregon (8)					
--	--	--	TD	1	Ponds 25-yard interception return (Radicic kick)
11	75	6:31	TD	1	Cooper Jr. 8-yard pass from Mendoza, F. (Radicic kick)
3	3	1:12	TD	2	Black 1-yard rush (Radicic kick)
4	61	1:44	TD	2	Becker 36-yard pass from Mendoza, F. (Radicic kick)
6	21	1:37	TD	2	Sarratt 2-yard pass from Mendoza, F. (Radicic kick)
11	75	6:08	TD	3	Williams Jr. 13-yard pass from Mendoza, F. (Radicic kick)
3	7	1:28	TD	4	Sarratt 3-yard pass from Mendoza, F. (Radicic kick)
5	65	3:07	TD	4	Black 23-yard rush (Radicic kick)

SCORING BREAKDOWN

INDIANA DRIVES

Scoring Drives: 96 scoring drives (79 TD, 17 FG)

Special Teams/Defense (4): Brady 91-yard punt return - Old Dominion, 8/30; Ponds 11-yard blocked punt return - Illinois, 9/20; Fisher 25-yard interception return - UCLA, 10/25; Boykin 32-yard fumble return - at Maryland, 11/1; Ponds 25-yard interception return - vs. Oregon (1/9).

LONGEST SCORING DRIVES BY:

Plays:	16	vs. Alabama (1/1)
	15	at Penn State (11/8)
	14	vs. Ohio State (12/6)
Yards:	95	at Maryland (11/1)
	93 (2x)	Last: at Maryland (11/1)
	89	at Purdue (11/28)
Time:	8:55	vs. Alabama (1/1)
	8:38	at Penn State (11/8)
	8:20	at Maryland (11/1)

OPPONENT DRIVES

Scoring Drives: 32 scoring drives (15 TD, 17 FG)

Special Teams/Defense: Safety - at Iowa, 9/27; Finney 35-yard interception return - at Oregon, 10/11.

LONGEST SCORING DRIVES BY:

Plays:	14	vs. Oregon (1/9)
	13	MICHIGAN STATE (10/18)
	12 (4x)	Last: vs. Oregon (1/9)
Yards:	97	OLD DOMINION (8/30)
	85	at Penn State (11/8)
	79	Wisconsin (11/15)
Time:	8:18	MICHIGAN STATE (10/18)
	7:38	vs. Oregon (1/9)
	6:53	MICHIGAN STATE (10/18)1

INDIANA GAME-BY-GAME

	ODU	KENN	INST	ILL	at IOWA	at ORE	MSU	UCLA	at UMD	at PSU	WIS	at PUR	vs. OSU	vs. ALA	vs. ORE	vs. MIA
First Downs	30	28	33	31	18	23	24	27	28	20	19	22	17	22	18	
Rushing	19	13	17	18	6	6	8	13	17	9	10	14	5	14	8	
Passing	8	13	16	12	10	13	15	9	11	9	9	7	11	7	9	
Penalty	3	2	-	1	2	4	1	5	-	2	-	1	1	1	1	
Net Yards Rushing	309	313	301	312	104	111	132	262	367	108	83	355	118	215	185	
Rushing Attempts	57	39	37	49	39	37	28	47	52	31	37	37	34	50	40	
Average Per Rush	5.4	8.0	8.1	6.4	2.7	3.0	4.7	5.6	7.1	3.5	2.2	9.6	3.5	4.3	4.6	
Rushing Touchdowns	2	3	3	3	-	2	1	4	4	2	-	5	0	2	2	
Yards Gained	319	320	306	328	173	145	140	263	384	133	116	360	131	246	211	
Yards Lost	10	7	5	16	69	34	8	1	17	25	33	5	13	31	26	
Net Yards Passing	193	280	379	267	233	215	332	213	221	218	305	193	222	192	177	
Completions	18	21	26	21	13	20	24	19	16	19	23	10	15	14	17	
Attempts	32	28	30	23	23	31	28	29	23	31	25	17	23	16	20	
Interceptions	-	-	-	-	1	1	-	2	1	1	-	-	1	-	-	
Yards Per Attempt	6.0	10.0	12.6	11.6	10.1	6.9	11.9	7.3	9.6	7.0	12.2	11.4	9.7	12.0	8.8	
Yards Per Completion	10.7	13.3	14.6	12.7	17.9	10.8	13.8	11.2	13.8	11.5	13.3	19.3	14.8	13.7	10.4	
Passing Touchdowns	-	5	7	5	2	1	4	3	2	1	4	3	1	3	5	
Total Offensive Yards	502	593	680	579	337	326	464	475	588	326	388	548	340	407	362	
Plays	89	67	67	72	62	68	56	76	75	62	62	54	57	66	60	
Yards Per Play	5.6	8.9	10.1	8.0	5.4	4.8	8.3	6.2	7.8	5.3	6.3	10.1	6.0	6.2	6.0	
Fumbles-Lost	1-1	-	1-0	-	2-0	1-0	-	-	-	1-0	-	-	-	-	2-0	
Penalties-Yards	3-25	4-40	6-45	2-10	4-30	8-45	1-5	4-45	4-30	5-21	1-10	2-15	5-49	1-10	5-23	
Punts-Yards	2-85	2-89	1-57	2-104	4-155	5-192	-	1-50	1-36	4-162	4-137	4-189	3-107	2-83	3-142	
Yards Per Punt	42.5	44.5	57.0	52.0	38.8	38.4	-	50.0	36.0	40.5	34.2	47.2	35.7	41.5	47.3	
Net Yards Per Punt	41.0	41.5	57.0	47.5	34.5	36.8	-	44.0	36.0	36.5	31.0	45	34.7	41.5	47	
Inside 20	2	1	-	1	2	1	-	-	-	1	-	2	3	1	2	
50+ Yard Kicks	-	-	1	2	-	-	-	1	-	-	-	1	-	-	-	
Touchbacks	-	-	-	-	-	-	-	-	-	-	-	-	-	-	-	
Fair Catch	-	-	-	-	1	2	-	-	-	1	1	1	2	1	-	
Kickoffs-Yards	6-390	9-565	12-744	10-650	5-302	7-449	7-452	9-555	10-593	6-327	6-380	9-257	4-256	7-455	9-580	
Yards Per Kickoff	65.0	62.8	62.0	65.0	60.4	64.1	64.6	61.7	59.3	54.5	63.3	58.6	64.0	65.0	64.4	
Net Yards Per Kickoff	40.0	38.9	39.2	40.3	37	42.7	40.0	42	38.0	35.7	37.5	39.3	39.5	41.6	40.6	
Touchbacks	6	8	7	9	4	6	6	4	6	1	3	-	3	6	8	
Fair Catch Yards	-	-	-	-	-	-	22	-	-	5	-	4	-	-	-	
Punt Returns	3	1	7	3	-	1	1	2	-	-	2	-	-	2	2	
Yards	108	35	79	60	-	-	16	27	-	-	34	-	-	16	23	
Touchdowns	1	-	-	1	-	-	-	-	-	-	-	-	-	-	-	
Yards Per Return	36.0	35.0	11.3	20.0	-	-	16.0	13.5	-	-	17.0	-	-	8.0	11.5	
Kickoff Returns	1	1	1	-	-	-	1	1	3	1	-	1	-	-	-	
Yards	28	17	34	-	-	-	5	24	62	19	-	19	-	-	-	
Touchdowns	-	-	-	-	-	-	-	-	-	-	-	-	-	-	-	
Yards Per Return	28.0	17.0	34.0	-	-	-	5.0	24.0	20.7	19.0	-	19.0	-	-	-	
Interceptions	3	1	-	1	2	2	-	2	2	1	1	1	1	-	1	
Yards	33	24	-	-	1	-	-	25	-	2	-	-	12	-	-	
Touchdowns	-	-	-	-	-	-	-	1	-	-	-	-	-	-	1	
Fumble Recoveries	-	1	-	-	-	-	-	1	3	1	1	-	-	-	1	
Returns-Yards	-	-	-	-	-	-	-	-	32	-	-	-	-	-	4	
Touchdowns	-	-	-	-	-	-	-	-	1	-	-	-	-	-	-	
Miscellaneous Yards	-	-	-	-	-	-	-	-	-	-	-	-	-	-	-	
Possession Times	41:28	32:30	33:37	39:43	27:18	33:10	28:46	35:34	40:22	30:37	33:58	26:52	29:47	34:21	31:13	
1st Quarter	8:44	10:44	10:53	6:51	6:17	8:45	5:27	8:42	10:18	7:00	4:25	4:34	8:47	10:52	6:31	
2nd Quarter	8:30	4:53	6:58	9:16	5:31	4:01	4:22	6:48	11:20	9:09	8:23	7:44	9:15	6:02	8:24	
3rd Quarter	11:55	7:03	7:59	12:34	8:04	7:12	7:42	9:43	8:45	9:39	9:11	8:56	5:04	8:24	10:25	
4th Quarter	12:19	9:50	7:47	11:02	7:26	13:12	11:15	10:21	9:59	4:49	11:59	5:38	6:45	9:03	5:53	
3rd-Down Conversions	10-17	5-9	6-8	8-11	6-15	5-14	5-8	12-16	8-13	5-12	7-12	4-8	6-13	9-14	11-14	
4th-Down Conversions	0-2	1-2	-	1-1	0-3	0-1	1-2	2-2	1-1	1-1	-	-	1-1	-	-	
Red Zone Scoring	4-7	7-7	9-9	5-5	1-1	5-5	2-3	6-7	5-5	5-5	3-3	4-4	3-4	3-3	5-5	
Touchdowns	2	7	8	5	1	3	1	6	4	3	2	4	1	2	5	
Field Goals	2	-	1	-	-	2	1	-	1	2	1	-	2	1	-	
Sacks By-Yards	1-3	2-10	5-34	7-47	1-7	6-35	4-32	3-18	-	2-5	2-10	1-3	5-29	3-25	3-24	
PAT Kicks	3-3	8-8	10-10	9-9	2-2	3-3	5-5	8-8	7-7	3-3	4-4	8-8	1-1	5-5	8-8	
Field Goals	2-3	-	1-1	-	2-2	3-3	1-1	-	2-2	2-2	1-1	-	2-3	1-1	-	
Total Points	27	56	73	63	20	30	38	56	55	27	31	56	13	38	56	
Touchdowns Rushing	2	3	3	3	-	2	1	4	4	2	-	5	-	2	2	
Touchdowns Passing	-	5	7	5	2	1	4	3	2	1	4	3	1	3	5	
Touchdown Returns	1	-	-	-	-	-	-	1	2	-	-	-	-	-	1	
Other Touchdowns	-	-	-	1	-	-	-	-	-	-	-	-	-	3	5	
Safeties	-	-	-	-	1	-	-	-	-	-	-	-	-	-	-	
Kick PAT-Attempts	3-3	8-8	10-10	9-9	2-2	3-3	5-5	8-8	7-7	3-3	4-4	8-8	1-1	5-5	8-8	
2pt PAT-Attempts	-	-	-	-	-	-	-	-	-	-	-	-	-	-	-	
Field Goals-Attempts	2-3	-	1-1	-	2-2	3-3	1-1	-	2-2	2-2	1-1	-	2-3	1-1	-	
Points Off Turnovers	10	14	-	-	7	3	-	14	24	10	14	7	3	7	21	

OPPONENT GAME-BY-GAME

	ODU	KENN	INST	ILL	at IOWA	at ORE	MSU	UCLA	at UMD	at PSU	WIS	at PUR	vs. OSU	vs. ALA	vs. ORE	vs. MIA
First Downs	10	10	5	9	17	14	19	12	11	17	8	16	17	11	20	
Rushing	4	4	3	3	4	5	6	5	2	8	5	4	3	2	3	
Passing	6	5	2	6	13	8	13	5	9	9	3	12	11	9	15	
Penalty	-	1	-	-	-	1	-	2	-	-	-	-	3	-	2	
Net Yards Rushing	218	89	39	2	92	81	74	88	37	117	70	44	58	23	93	
Rushing Attempts	23	32	31	20	31	30	24	25	17	33	30	27	26	17	26	
Average Per Rush	9.5	2.8	1.3	0.1	3.0	2.7	3.1	3.5	2.2	3.5	2.3	1.6	2.2	1.4	3.6	
Rushing Touchdowns	2	-	-	-	1	-	-	-	-	2	-	-	-	-	1	
Yards Gained	222	113	90	51	105	119	117	112	40	138	91	72	91	49	132	
Yards Lost	4	24	51	49	13	38	43	24	3	21	21	28	33	26	39	
Net Yards Passing	96	182	38	159	192	186	293	113	256	219	98	238	264	170	285	
Completions	11	13	11	16	24	21	30	13	18	22	9	25	22	24	24	
Attempts	22	21	20	25	38	34	38	28	33	31	15	47	30	33	40	
Interceptions	3	1	-	1	2	2	-	2	2	1	1	1	1	-	1	
Yards Per Attempt	4.4	8.7	1.9	6.4	5.1	5.5	7.7	4.0	7.8	7.1	6.5	5.1	8.8	5.2	7.1	
Yards Per Completion	8.7	14.0	3.5	9.9	8.0	8.9	9.8	8.7	14.2	10.0	10.9	9.5	12.0	7.1	11.9	
Passing Touchdowns	-	-	-	1	-	1	1	-	1	1	1	-	1	-	2	
Total Offensive Yards	314	271	77	161	284	267	367	201	293	336	168	282	322	193	378	
Plays	45	53	51	45	69	64	62	53	50	64	45	74	56	50	66	
Yards Per Play	7.0	5.1	1.5	3.6	4.1	4.2	5.9	3.8	5.9	5.2	3.7	3.8	5.8	3.9	5.7	
Fumbles-Lost	-	1-1	-	-	1-0	-	1-0	1-1	3-3	2-1	1-1	1-1	-	2-1	3-2	
Penalties-Yards	9-65	3-34	-	4-23	2-25	7-64	6-46	8-82	2-15	5-37	1-5	3-35	2-20	1-5	5-43	
Punts-Yards	6-303	7-278	10-470	9-384	4-143	4-201	2-90	4-195	4-149	3-130	5-255	8-286	3-136	4-172	3-96	
Yards Per Punt	50.5	39.7	47.0	42.7	35.8	50.2	45.0	48.8	37.2	43.3	51.0	35.8	45.3	43.0	32.0	
Net Yards Per Punt	29.2	31.1	38.1	37.4	35.8	50.2	27.0	44.5	37.2	36.7	44.2	35.8	45.3	39	26.7	
Inside 20	2	3	1	1	3	2	-	1	2	1	3	4	3	1	1	
50+ Yard Kicks	4	1	3	2	-	2	1	1	-	1	3	-	1	1	1	
Touchbacks	1	-	1	1	-	-	1	-	-	1	-	-	-	-	-	
Fair Catch	2	2	-	4	2	2	-	1	2	1	1	2	2	-	-	
Kickoffs-Yards	3-193	4-250	1-65	2-130	4-252	5-325	4-257	3-192	3-165	5-319	2-130	2-127	3-195	2-130	4-260	
Yards Per Kickoff	64.3	62.5	65.0	65.0	63.0	65.0	64.2	64.0	55.0	63.8	65.0	63.5	65.0	65.0	65.0	
Net Yards Per Kickoff	38.3	39.5	31.0	40.0	40.0	40.0	44.2	40.0	34.3	40.8	40.0	37.0	40.0	40.0	40	
Touchbacks	2	3	-	2	3	5	3	1	-	3	2	-	3	2	4	
Fair Catch Yards	-	-	-	-	17	-	-	23	-	21	-	-	-	-	-	
Punt Returns	1	1	-	1	1	2	-	1	-	1	2	1	1	-	2	
Yards	3	6	-	9	17	8	-	6	-	16	13	9	3	-	11	
Touchdowns	-	-	-	-	-	-	-	-	-	-	-	-	-	-	-	
Yards Per Return	3.0	6.0	-	9.0	17.0	4.0	-	6.0	-	16.0	6.5	9.0	3.0	-	5.5	
Kickoff Returns	-	-	5	1	1	-	-	5	3	3	3	8	1	1	1	
Yards	-	-	99	22	17	-	-	77	63	50	80	169	23	14	15	
Touchdowns	-	-	-	-	-	-	-	-	-	-	-	-	-	-	-	
Yards Per Return	-	-	19.8	22.0	17.0	-	-	15.4	21.0	16.7	26.7	21.1	23.0	14.0	15.0	
Interceptions	-	-	-	-	1	1	-	2	1	1	-	-	1	-	-	
Yards	-	-	-	-	38	35	-	34	32	1	-	-	2	-	-	
Touchdowns	-	-	-	-	-	1	-	-	-	-	-	-	-	-	-	
Fumble Recoveries	1	-	-	-	-	-	-	-	-	-	-	-	-	-	-	
Returns-Yards	-	-	-	-	-	-	-	-	-	-	-	-	-	-	-	
Touchdowns	-	-	-	-	-	-	-	-	-	-	-	-	-	-	-	
Miscellaneous Yards	-	-	-	-	-	-	-	-	-	-	-	-	-	-	-	
Possession Times	18:32	27:30	26:08	20:17	32:42	26:50	31:14	24:26	19:38	29:23	26:02	33:08	30:13	25:39	28:47	
1st Quarter	6:16	4:16	4:07	8:09	8:43	6:15	9:33	6:18	4:42	8:00	10:35	10:26	6:17	4:08	8:29	
2nd Quarter	6:30	10:07	8:02	5:44	9:29	10:59	10:38	8:12	3:40	5:51	6:37	7:16	5:45	8:58	6:36	
3rd Quarter	3:05	7:57	6:46	2:26	6:56	7:48	7:18	5:17	6:15	5:21	5:49	6:04	9:56	6:36	4:35	
4th Quarter	2:41	5:10	7:13	3:58	7:34	1:48	3:45	4:39	5:01	10:11	3:01	9:22	8:15	5:57	9:07	
3rd-Down Conversions	4-10	2-13	2-14	1-10	6-16	3-14	5-14	1-11	3-12	8-15	2-11	7-19	4-12	3-11	8-13	
4th-Down Conversions	-	-	0-2	-	1-2	3-4	3-4	1-3	1-2	1-1	2-2	1-2	0-1	0-2	0-2	
Red Zone Scoring	-	2-2	-	-	1-1	2-3	3-4	1-1	1-2	4-4	-	1-1	2-4	1-1	3-3	
Touchdowns	-	-	-	-	1	-	1	-	-	3	-	-	1	-	3	
Field Goals	-	2	-	-	0	2	2	1	1	1	-	1	1	1	-	
Sacks By-Yards	1-4	-	-	2-14	2-12	1-9	-	-	1-8	3-17	5-29	-	3-10	3-22	1-16	
PAT Kicks	2-2	-	-	1-1	1-1	2-2	1-1	-	1-1	3-3	1-1	-	1-1	-	2-2	
Field Goals	-	3-3	-	1-1	2-3	2-3	2-3	-	1-1	1-1	0-1	1-2	1-2	1-1	0-1	
Total Points	14	9	-	10	15	20	13	6	10	24	7	3	10	3	22	
Touchdowns Rushing	2	-	-	-	1	-	-	-	-	2	-	-	-	-	1	
Touchdowns Passing	-	-	-	1	-	1	1	-	1	1	1	-	1	-	2	
Touchdown Returns	-	-	-	-	-	1	-	-	1	-	-	-	-	-	-	
Other Touchdowns	-	-	-	-	-	-	-	-	-	-	-	-	-	-	-	
Safeties	-	-	-	-	1	-	-	-	-	-	-	-	-	-	-	
Kick PAT-Attempts	2-2	-	-	1-1	1-1	2-2	1-1	-	1-1	3-3	1-1	-	1-1	-	2-2	
2pt PAT-Attempts	-	-	-	-	-	-	-	-	-	-	-	-	-	-	1-1	
Field Goals-Attempts	-	3-3	-	1-1	2-3	2-3	2-3	2-2	1-1	1-1	0-1	1-2	1-2	1-1	0-1	
Points Off Turnovers	-	-	-	-	-	7	-	-	3	7	-	-	7	-	-	

INDIANA GAME-BY-GAME

OFFENSE

Opponent	-----Rushing-----				-----Receiving-----				-----Passing-----				---Kick Return---				---Punt Return---				Total Offense		
	No.	Yds	TD	Lg	No.	Yds	TD	Lg	Cmp	Att	Int	Yds	TD	Lg	No	Yds	TD	Lg	No	Yds		TD	Lg
OLD DOMINION	57	309	2	36	18	193	-	46	18	32	0	193	-	46	1	28	-	28	3	108	1	91	502
KENNESAW STATE	39	313	3	75	21	280	5	40	21	28	0	280	5	40	1	17	-	17	1	35	-	35	593
INDIANA STATE	37	301	3	29	26	379	7	58	26	30	0	379	7	58	1	34	-	34	7	79	-	28	680
ILLINOIS	49	312	3	40	21	267	5	43	21	23	0	267	5	43	-	-	-	-	3	60	1	27	579
at Iowa	39	104	-	16	13	233	2	49	13	23	1	233	2	49	-	-	-	-	-	-	-	-	337
at Oregon	37	111	2	14	20	215	1	29	20	31	1	215	1	29	-	-	-	-	1	-	-	-	326
MICHIGAN STATE	28	132	1	29	24	332	4	48	24	28	0	332	4	48	1	5	-	5	1	16	-	16	464
UCLA	47	262	4	28	19	213	3	62	19	29	2	213	3	62	1	24	-	24	2	27	-	14	475
at Maryland	52	367	4	53	16	221	2	52	16	23	1	221	2	52	3	62	-	26	-	-	-	-	588
at Penn State	31	108	2	18	19	218	1	53	19	31	1	218	1	53	1	19	-	19	-	-	-	-	326
WISCONSIN	37	83	-	8	23	306	4	48	23	25	0	306	4	48	-	-	-	-	2	34	-	18	389
at Purdue	37	355	5	82	10	193	3	65	10	17	0	193	3	65	1	19	-	19	-	-	-	-	548
vs. Ohio State	34	118	-	37	15	222	1	51	15	23	1	222	1	51	-	-	-	-	-	-	-	-	340
vs. Alabama	50	215	2	25	14	192	3	38	14	16	0	192	3	38	-	-	-	-	2	16	-	17	407
vs. Oregon	40	185	2	26	17	177	5	36	17	20	0	177	5	36	-	-	-	-	2	23	-	16	362
vs. Miami (Fla.)																							
INDIANA	614	3,275	33	82	276	3,641	46	65	276	379	7	3,641	46	65	10	208	-	34	24	398	2	91	6,916
OPPONENT	392	1,129	6	78	283	2,790	9	59	283	455	18	2,790	9	59	32	629	-	39	14	101	-	17	3,919

DEFENSE

Opponent	Tackles					FF	FR-Yds	Int-Yds	qbh	Pass brup	Blkd kick	-FG- M-Att	Extra Points				saf	Off TO	Pts
	Solo	Ast	Total	TFL-Yds	Sacks-Yds								M-Att	rush	rcv				
OLD DOMINION	20	20	40	3.0-9	1.0-3	-	-	3-33	5	3	-	2-3	3-3	-	-	-	-	10	27
KENNESAW STATE	31	26	57	14.0-26	2.0-10	1	1-0	1-24	1	1	1	-	8-8	-	-	-	-	14	56
INDIANA STATE	31	26	57	16.0-58	5.0-34	-	-	-	2	3	-	1-1	10-10	-	-	-	-	73	
ILLINOIS	24	20	44	10.0-53	7.0-47	-	-	1-0	-	4	1	-	9-9	-	-	-	-	63	
at Iowa	41	24	65	6.0-16	1.0-7	-	-	2-1	4	3	1	2-2	2-2	-	-	-	-	7	20
at Oregon	21	52	73	8.0-38	6.0-35	-	-	2-0	4	2	-	3-3	3-3	-	-	-	-	3	30
MICHIGAN STATE	34	32	66	9.0-42	4.0-31	1	-	-	2	3	-	1-1	5-5	-	-	-	-	38	
UCLA	21	44	65	7.0-24	3.0-18	1	1-0	2-25	3	6	-	-	8-8	-	-	-	-	14	56
at Maryland	30	16	46	2.0-3	-	3	3-32	2-0	1	1	-	2-2	7-7	-	-	-	-	24	55
at Penn State	41	22	63	9.0-21	2.0-5	1	1-0	1-2	3	3	-	2-2	3-3	-	-	-	-	10	27
WISCONSIN	24	34	58	8.0-25	2.0-10	1	1-0	1-0	1	2	-	1-1	4-4	-	-	-	-	14	31
at Purdue	42	26	68	10.0-36	1.0-3	1	1-0	1-0	1	6	-	-	8-8	-	-	-	-	7	56
vs. Ohio State	32	28	60	9.0-38	5.0-29	-	-	1-12	2	2	-	2-3	1-1	-	-	-	-	3	13
vs. Alabama	31	10	41	6.0-32	3.0-25	2	1-0	-	5	3	-	1-1	5-5	-	-	-	-	7	38
vs. Oregon	30	30	60	10.0-35	3.0-25	1	2-0	1-25	-	1	1	1-1	8-8	-	-	-	-	21	56
vs. Miami (Fla.)																			
INDIANA	450	420	870	128.0-458	45.0-282	12	11-32	18-122	34	46	4	18-20	84-84	-	-	-	134	639	
OPPONENT	561	476	1,037	60.0-243	22.0-136	8	1-0	7-142	29	38	0	17-24	15-15	-	1	1	24	166	

INDIVIDUAL GAME-BY-GAME

RUSHING

(ATT-YDS/TD)	Total	ODU	KENN	INST	ILL	at IOWA	at ORE	MSU	UCLA	at UMD	at PSU	WIS	at PUR	vs. OSU	vs. ALA	vs. ORE	vs. MIA
Beebe Jr., Lee	27-209/1	11-73/0	11-90/1	5-46/0	INJ	INJ	INJ	INJ	INJ	INJ	INJ	INJ	INJ	INJ	INJ	INJ	
Black, Kaelon	169-961/10	17-92/1	10-57/0	7-68/0	10-89/1	11-38/0	7-31/0	10-64/1	10-70/0	14-110/1	12-32/1	6-12/0	12-67/2	16-69/0	15-99/1	12-63/2	
Cooper Jr., Omar	3-74/1	-	1-75/1	-	-	1-3/0	1-(-4)/0	-	-	-	-	-	-	-	-	-	
Cuono, Sean	2-17/0	DNP	DNP	2-17/0	DNP	DNP	DNP	DNP	DNP	DNP	DNP	DNP	DNP	DNP	DNP	DNP	
Hemby, Roman	211-1060/7	23-111/0	9-64/0	4-25/0	14-65/0	15-86/0	19-70/2	6-11/0	17-81/2	18-88/1	12-55/0	14-58/0	12-152/1	13-52/0	18-89/1	17-53/0	
Martin, Khobe	78-505/6	-	2-6/0	11-109/2	12-107/2	-	-	6-40/0	9-26/0	11-80/1	1-1/0	9-33/0	9-50/1	DNP	4-11/0	4-42/0	
Mendoza, Alberto	13-190/1	DNP	-	2-17/0	1-14/0	DNP	DNP	DNP	4-39/1	1-53/0	DNP	1-2/0	2-59/0	-	2-6/0	DNP	
Mendoza, Fernando	83-284/6	6-33/1	3-20/0	6-19/1	7-4/0	8-26/0	6-31/0	5-18/0	5-45/1	4-24/1	6-20/1	6--24/0	2-27/1	5--3/0	8-16/0	6-28/0	
Nowakowski, Riley	1-1/1	-	1-1/1	-	-	-	-	-	-	-	-	-	-	-	-	-	
TEAM	17-(-80)/0	-	1-(-3)/0	-	-	4-(-49)/0	4-(-17)/0	1-(-1)/0	1-(-1)/0	2-(-2)/0	-	-	-	-	3-(-6)/0	1-(-1)/0	
Vanhorse, Solomon	9-48/0	-	1-3/0	-	4-27/0	-	-	-	1-2/0	2-14/0	-	1-2/0	-	-	-	-	
Wilson, Grant	1-6/0	DNP	DNP	-	1-6/0	DNP	DNP	DNP	DNP	-	DNP	DNP	DNP	DNP	DNP	DNP	

RECEIVING

(REC-YDS/TD)	Total	ODU	KENN	INST	ILL	at IOWA	at ORE	MSU	UCLA	at UMD	at PSU	WIS	at PUR	vs. OSU	vs. ALA	vs. ORE	vs. MIA
Becker, Charlie	30-614/4	1-4/0	2-35/1	1-31/0	-	-	-	-	2-35/0	1-52/0	7-118/0	5-108/1	1-6/0	6-126/0	2-51/1	2-48/1	
Beebe Jr., Lee	1-7/0	-	-	1-7/0	INJ	INJ	INJ	INJ	INJ	INJ	INJ	INJ	INJ	INJ	INJ	INJ	
Black, Kaelon	4-36/0	-	-	-	-	-	-	-	1-10/0	-	-	1-9/0	1-6/0	-	1-11/0	-	
Bond, Lebron	5-49/0	1-12/0	1-6/0	1-11/0	DNP	-	-	DNP	-	1-14/0	-	1-6/0	-	-	-	-	
Brady, Jonathan	14-115/3	2-8/0	1-12/0	3-27/2	-	-	-	2-15/0	1-5/0	1-6/1	-	1-11/0	1-11/0	2-20/0	-	-	
Chandler, Davion	1-65/1	DNP	DNP	DNP	DNP	DNP	DNP	DNP	-	-	-	-	1-65/1	-	-	DNP	
Cooper Jr., Omar	64-866/13	2-52/0	1-40/0	10-207/4	6-78/1	3-31/1	7-58/0	8-115/1	2-2/0	7-86/1	6-32/1	3-39/1	3-64/1	-	3-45/1	3-17/1	
Hemby, Roman	15-160/0	1-9/0	1-25/0	-	2-37/0	1-5/0	2-25/0	2-19/0	1-11/0	1-13/0	1-1/0	1-8/0	-	1-7/0	-	1-0/0	
Martin, Khobe	1-14/0	-	-	-	-	-	-	-	1-14/0	-	-	-	-	DNP	-	-	
Nowakowski, Riley	30-370/2	2-15/0	1-14/0	-	1-43/1	1-4/0	3-11/0	3-54/0	3-17/0	2-22/0	3-51/0	4-65/1	-	2-20/0	3-36/0	2-18/0	
Ponds, D'Angelo	1-6/0	-	-	-	-	INJ	-	-	-	-	-	-	-	-	-	1-6/0	
Sarratt, Elijah	62-802/15	3-44/0	9-97/3	3-23/0	9-92/2	7-156/1	8-121/1	4-70/2	2-6/1	-	DNP	DNP	3-41/1	3-37/1	4-40/1	7-75/2	
Staes, Holden	7-62/2	1-4/0	1-7/0	2-31/1	-	-	-	-	-	1-13/0	-	2-7/1	-	-	-	-	
Wasserstrom, Jackson	2-21/0	DNP	1-17/0	-	-	DNP	DNP	-	1-4/0	-	DNP	-	DNP	DNP	DNP	DNP	
Williams Jr., E.J.	36-439/6	5-45/0	3-27/1	2-27/0	3-17/1	1-37/0	-	5-59/1	5-109/2	2-15/0	2-16/0	5-53/0	INJ	1-12/0	1-9/0	1-13/1	

PASSING

Mendoza, Fernando	C-A-I	Pct.	Yards	TD	Long	Sack-Yards	Efficiency
OLD DOMINION	18-31-0	58.1	193	0	46	1-4	110.36
KENNESAW STATE	18-25-0	72.0	245	4	40	0-0	207.12
INDIANA STATE	19-20-0	95.0	270	5	31	0-0	290.90
ILLINOIS	21-23-0	91.3	267	5	43	2-14	260.56
at Iowa	13-23-1	56.5	233	2	49	2-12	161.62
at Oregon	20-31-1	64.5	215	1	29	1-9	126.97
MICHIGAN STATE	24-28-0	85.7	332	4	48	0-0	232.46
UCLA	15-22-1	68.2	168	3	62	0-0	168.24
at Maryland	14-21-1	66.7	201	1	52	1-8	153.26
at Penn State	19-30-1	63.3	218	1	53	3-17	128.71
WISCONSIN	22-24-0	91.7	300	4	48	5-29	251.67
at Purdue	8-15-0	53.3	117	2	43	0-0	162.85
vs. Ohio State	15-23-1	65.2	222	1	51	3-10	151.95
vs. Alabama	14-16-0	87.5	192	3	38	3-22	250.17
vs. Oregon	17-20-0	85.0	177	5	36	1-11	241.84
vs. Miami (Fla.)							

Mendoza, Alberto	C-A-I	Pct.	Yards	TD	Long	Sack-Yards	Efficiency
OLD DOMINION	-	-	-	-	-	-	-
KENNESAW STATE	3-3-0	100.0	35	1	17	-	308.00
INDIANA STATE	6-9-0	66.7	104	2	58	-	237.00
ILLINOIS	-	-	-	-	-	-	-
at Iowa				-DNP-			
at Oregon				-DNP-			
MICHIGAN STATE				-DNP-			
UCLA	4-7-1	57.1	45	-	22	-	82.57
at Maryland	2-2-0	100.0	20	1	14	-	349.00
at Penn State				-DNP-			
WISCONSIN	1-1-0	100.0	6	0	6	-	150.40
at Purdue	2-2-0	100.0	76	1	65	0-0	584.20
vs. Ohio State	-	-	-	-	-	-	-
vs. Alabama	-	-	-	-	-	-	-
vs. Oregon				-DNP-			
vs. Miami (Fla.)							

INDIVIDUAL GAME-BY-GAME

TACKLES

(UT-AT)	UT-AT	Total	ODU	KENN	INST	ILL	at IOWA	at ORE	MSU	UCLA	at UMD	at PSU	WIS	at PUR	vs. OSU	vs. ALA	vs. ORE	vs. MIA
Baldwin Jr., Byron	4-5	9	INJ	INJ	INJ	INJ	INJ	INJ	INJ	2-1	0-1	-	-	0-1	0-2	1-0	1-0	
Becker, Charlie	5-2	7	1-0	-	2-0	-	1-0	0-1	-	-	-	-	-	-	0-1	-	1-0	
Bell, Jaylen	4-2	6	DNP	-	1-1	-	DNP	-	-	-	2-1	-	-	1-0	-	DNP	-	
Boykin, Devan	34-21	55	1-0	3-1	1-2	3-1	1-0	1-3	2-3	3-4	3-1	2-1	1-1	4-3	2-0	6-1	1-0	
Burrus Jr., Tyrone	0-1	1	DNP	DNP	DNP	DNP	DNP	DNP	DNP	DNP	DNP	DNP	DNP	0-1	DNP	DNP	-	
Chung, Anthony	4-2	6	-	0-1	1-0	-	-	-	-	-	-	-	1-0	2-1	-	-	-	
Clark, Quentin	2-2	4	DNP	DNP	-	1-0	-	-	-	0-1	-	-	0-1	1-0	-	-	-	
Conner, Clay	1-4	5	-	-	0-1	-	-	-	-	0-2	0-1	-	-	1-0	-	-	-	
Coogan, Pat	1-0	1	-	-	-	-	1-0	-	-	-	-	-	-	-	-	-	-	
Daley, Stephen	26-12	38	1-2	1-2	2-0	0-1	3-1	-	3-0	0-1	1-1	5-1	3-1	5-1	2-1	INJ	INJ	
Ferrell, Amare	25-22	47	0-2	1-0	2-1	1-2	4-1	3-4	1-2	0-3	2-0	2-1	1-1	3-1	3-2	1-0	1-2	
Fisher, Aiden	45-48	93	2-3	4-3	2-1	0-2	5-4	4-9	3-6	0-1	INJ	5-4	3-4	5-2	2-3	5-2	5-4	
Gandy, Ryland	11-1	12	-	1-0	1-0	1-0	4-0	-	-	1-1	-	-	1-0	2-0	-	-	-	
Hardy, Rolijah	46-52	98	3-1	0-3	0-2	1-1	3-1	4-9	5-3	0-6	3-3	7-5	4-2	5-5	6-4	4-2	1-5	
Jones, Isaiah	36-40	76	2-2	3-1	2-2	3-1	4-4	3-5	1-4	4-4	1-1	2-3	1-3	1-2	3-4	1-3	5-1	
Kamara, Mikail	7-23	30	0-1	3-2	-	-	0-2	0-2	1-1	0-2	0-2	0-3	2-2	0-1	1-0	1-0	0-3	
Landino, Mario	11-17	28	-	0-2	2-1	1-3	1-1	1-3	-	0-1	1-0	0-2	0-3	1-0	1-0	1-0	2-1	
Langston, Mark	1-0	1	-	-	-	-	-	-	-	-	-	-	1-0	-	-	-	-	
Mendoza, Fernando	1-0	1	-	-	-	-	-	-	-	1-0	-	-	-	-	-	-	-	
Monette, J'Mari	1-2	3	DNP	-	1-2	DNP	DNP	DNP	DNP	-	-	DNP	DNP	DNP	DNP	DNP	-	
Moore, Louis	42-40	82	4-3	5-2	1-2	5-1	4-2	0-8	6-5	4-3	2-0	3-1	0-6	2-0	3-3	1-1	2-3	
Ndukwe, Daniel	7-4	11	-	-	DNP	-	-	-	-	-	1-1	-	1-3	-	-	2-0	3-0	
Nelson, PJ	0-1	1	DNP	DNP	DNP	DNP	DNP	DNP	DNP	-	0-1	DNP	DNP	DNP	DNP	DNP	DNP	
Nowakowski, Riley	1-0	1	-	-	-	-	-	-	-	-	-	-	-	-	1-0	-	-	
Ponds, D'Angelo	39-17	56	4-0	3-1	2-0	1-0	INJ	2-2	5-4	0-2	2-1	5-0	2-0	0-2	6-3	3-0	4-2	
Ratcliff, Dominique	8-5	13	-	-	2-0	-	-	1-0	-	0-1	0-2	1-0	2-1	-	1-0	1-0	0-1	
Reese, Garrett	1-0	1	-	-	-	DNP	DNP	DNP	DNP	DNP	-	-	-	1-0	DNP	-	-	
Sharpe, Jamari	32-12	44	-	1-0	2-1	2-1	5-0	0-2	2-1	3-1	3-1	4-0	1-2	3-1	1-1	3-0	2-1	
Smith, Carter	1-0	1	-	-	-	-	-	-	-	-	1-0	-	-	-	-	-	-	
Tucker, Tyrique	16-22	38	-	2-2	1-1	2-2	3-4	0-1	1-1	2-2	1-0	1-2	1-0	-	1-2	-	1-5	
Turner, Kaiden	4-6	10	-	-	1-2	-	DNP	DNP	1-0	0-2	1-0	INJ	1-1	-	-	-	0-1	
Turvey, Andrew	1-4	5	DNP	DNP	1-1	0-2	DNP	-	DNP	DNP	DNP	DNP	DNP	DNP	DNP	DNP	0-1	
Utzing, Jeff	3-11	14	-	0-1	1-1	-	-	-	-	0-3	0-2	1-0	0-1	1-2	0-1	-	-	
Vanhorse, Solomon	0-1	1	-	-	-	-	-	0-1	-	-	-	-	-	-	-	-	-	
Wheeler, Hosea	10-21	31	1-4	-	0-3	1-1	1-0	1-2	1-2	1-0	1-1	1-4	0-1	1-2	-	1-1	-	
Wyatt, Kellan	12-15	27	1-2	4-5	1-0	2-2	1-4	1-2	2-0	INJ	INJ	INJ	INJ	INJ	INJ	INJ	INJ	

TFL & SACKS

TFL (Sacks)	ODU	KENN	INST	ILL	at IOWA	at ORE	MSU	UCLA	at UMD	at PSU	WIS	at PUR	vs. OSU	vs. ALA	vs. ORE	vs. MIA
Boykin, Devan	-	1.0 (-)	-	-	-	-	-	-	1.0 (-)	-	-	-	1.0 (-)	3.0 (1.0)	-	
Daley, Stephen	1.0 (-)	1.0 (-)	2.0 (1.0)	0.5 (0.5)	1.0 (-)	-	2.0 (2.0)	0.5 (-)	-	2.5 (-)	3.0 (-)	4.5 (1.0)	1.0 (1.0)	INJ	INJ	
Ferrell, Amare	-	-	1.0 (-)	-	-	-	-	-	-	-	-	1.0 (-)	-	-	-	
Fisher, Aiden	-	2.5 (1.0)	1.0 (-)	-	-	1.5 (1.5)	1.5 (-)	0.5 (-)	INJ	-	-	-	-	1.0 (1.0)	1.5 (-)	
Gandy, Ryland	-	-	-	-	1.0 (-)	-	-	-	-	-	-	-	-	-	-	
Hardy, Rolijah	-	0.5 (-)	-	1.0 (1.0)	1.0 (0.5)	2.0 (1.0)	2.5 (2.0)	1.0 (1.0)	0.5 (-)	1.0 (1.0)	1.0 (1.0)	1.0 (-)	1.5 (1.0)	1.0 (-)	1.0 (-)	
Jones, Isaiah	1.0 (-)	1.0 (-)	2.5 (1.0)	2.0 (1.0)	1.5 (0.5)	2.0 (1.0)	1.0 (-)	1.5 (0.5)	-	0.5 (-)	-	-	2.0 (2.0)	-	1.5 (-)	
Kamara, Mikail	-	2.0 (1.0)	-	-	-	-	0.5 (-)	0.5 (-)	-	0.5 (-)	-	1.0 (-)	0.5 (-)	1.0 (1.0)	1.0 (-)	
Landino, Mario	-	-	1.5 (1.0)	2.0 (2.0)	-	1.0 (1.0)	-	-	-	0.5 (-)	-	-	1.0 (1.0)	-	-	
Moore, Louis	-	1.5 (-)	-	-	-	-	0.5 (-)	-	-	-	-	-	0.5 (-)	-	-	
Ndukwe, Daniel	-	-	DNP	-	-	-	-	-	-	-	1.0 (-)	-	-	-	2.0 (2.0)	
Ponds, D'Angelo	1.0 (-)	1.0 (-)	1.0 (-)	-	INJ	-	0.5 (-)	-	-	-	-	-	-	-	0.5 (-)	
Ratcliff, Dominique	-	-	2.0 (-)	-	-	-	-	0.5 (-)	-	1.0 (-)	1.0 (-)	-	-	-	0.5 (0.5)	
Sharpe, Jamari	-	-	0.5 (-)	-	-	-	-	-	0.5 (-)	1.0 (-)	1.0 (-)	1.0 (-)	-	-	1.0 (-)	
Tucker, Tyrique	-	1.0 (-)	1.5 (1.0)	2.0 (2.0)	0.5 (-)	-	-	2.5 (2.5)	-	1.0 (1.0)	1.0 (-)	-	1.5 (-)	-	0.5 (0.5)	
Turner, Kaiden	-	-	-	-	DNP	DNP	-	0.5 (-)	-	INJ	-	-	-	-	-	
Turvey, Andrew	DNP	DNP	-	-	DNP	-	DNP	DNP	DNP	DNP	DNP	DNP	DNP	DNP	0.5 (-)	
Wheeler, Hosea	-	-	1.0 (-)	0.5 (-)	-	-	0.5 (-)	-	-	1.0 (-)	-	1.5 (-)	-	-	-	
Wyatt, Kellan	-	2.5 (-)	1.0 (-)	2.0 (0.5)	1.0 (0.5)	1.5 (1.5)	-	INJ	INJ	INJ	INJ	INJ	INJ	INJ	INJ	

INDIVIDUAL GAME-BY-GAME

ALL-PURPOSE YARDS

	Total	ODU	KENN	INST	ILL	at IOWA	at ORE	MSU	UCLA	at UMD	at PSU	WIS	at PUR	vs. OSU	vs. ALA	vs. ORE	vs. MIA
Becker, Charlie	614	4	35	31	-	-	-	-	35	52	118	108	6	126	51	48	
Beebe Jr., Lee	216	73	90	53	INJ	INJ	INJ	INJ	INJ	INJ	INJ	INJ	INJ	INJ	INJ	INJ	
Black, Kaelon	997	92	57	68	89	38	31	64	80	110	32	21	73	69	110	63	
Bond, Lebron	49	12	6	11	DNP	-	-	DNP	-	14	-	6	-	-	-	-	
Brady, Jonathan	462	116	47	95	27	-	-	31	32	6	-	45	11	20	16	16	
Chandler, Davion	65	DNP	DNP	DNP	DNP	DNP	DNP	DNP	-	-	-	-	65	-	-	DNP	
Cooper Jr., Omar	940	52	115	207	78	34	54	115	2	86	32	39	64	-	45	17	
Cuono, Sean	17	DNP	DNP	17	DNP	DNP	DNP	DNP	DNP	DNP	DNP	DNP	DNP	DNP	DNP	DNP	
Ferrell, Amare	17	16	-	-	-	1	-	-	-	-	-	-	-	-	-	-	
Fisher, Aiden	27	-	-	-	-	-	-	-	25	INJ	2	-	-	-	-	-	
Hemby, Roman	1423	148	106	59	102	91	95	30	116	163	75	66	171	59	89	53	
Martin, Khobe	519	-	6	109	107	-	-	40	40	80	1	33	50	DNP	11	42	
Mendoza, Alberto	190	DNP	-	17	14	DNP	DNP	DNP	39	53	DNP	2	59	-	6	DNP	
Mendoza, Fernando	284	33	20	19	4	26	31	18	45	24	20	(-24)	27	(-3)	16	28	
Moore, Louis	53	17	24	-	-	-	-	-	-	-	-	-	-	12	-	-	
Ndukwe, Daniel	3	-	-	DNP	-	-	-	-	-	-	-	-	-	-	-	3	
Nowakowski, Riley	371	15	15	-	43	4	11	54	17	22	51	65	-	20	36	18	
Ponds, D'Angelo	64	-	-	-	33	DNP	-	-	-	-	-	-	-	-	-	31	
Sarratt, Elijah	802	44	97	23	92	156	121	70	6	-	INJ	INJ	41	37	40	75	
Staes, Holden	62	4	7	31	-	-	-	-	-	13	-	7	-	-	-	-	
Turner, Kaiden	4	-	-	-	-	DNP	DNP	-	-	-	INJ	-	-	-	-	4	
Vanhorse, Solomon	53	-	3	-	27	-	-	5	2	14	-	2	-	-	-	-	
Wasserstrom, Jackson	21	DNP	17	-	-	DNP	DNP	-	4	-	DNP	-	DNP	DNP	DNP	DNP	
Williams Jr., E.J.	439	45	27	27	17	37	-	59	109	15	16	53	INJ	12	9	13	
Wilson, Grant	6	DNP	DNP	-	6	DNP	DNP	DNP	DNP	-	DNP	DNP	DNP	DNP	DNP	DNP	

KICKING & PUNTING

KICKOFFS		Total	Kick				Rtn.	Yds.
	KO	Yards	Avg.	TB	OB	Returns	Yds.	Rtn.
Franke, Brendan	51	3,273	64.2	46	-	3	56	18.7
Warren, Quinn	53	3,301	62.3	31	1	12	216	19.6
Placzek, Josh	5	289	57.8	-	-	5	99	19.8
Radacic, Nico	7	353	50.4	-	1	3	58	19.3
Season	KO	Total	Kick				Rtn.	Yds./
		Yards	Avg.	TB	OB	Returns	Yds.	Rtn.
OLD DOMINION	4	260	65.0	4	-	-	-	-
KENNESAW STATE	9	565	62.8	8	1	-	-	-
INDIANA STATE	12	744	62.0	7	-	5	99	19.8
ILLINOIS	10	650	65.0	9	-	1	22	22.0
at Iowa	5	302	60.4	4	-	1	17	17.0
at Oregon	7	449	64.1	6	-	-	-	-
MICHIGAN STATE	7	452	64.6	6	-	-	-	-
UCLA	9	555	61.7	4	-	5	77	15.4
at Maryland	10	593	56.2	6	-	3	63	21.0
at Penn State	6	327	54.5	1	1	3	50	16.7
WISCONSIN	6	380	63.3	3	-	3	80	26.7
at Purdue	9	527	58.6	-	-	1	19	19.0
vs. Ohio State	4	256	64.0	3	-	-	-	-
vs. Alabama	7	455	65.0	6	-	1	14	14.0
vs. Oregon	9	580	64.4	8	-	1	15	15.0
vs. Miami (Fla.)								

PUNTING		Total						
Season	No.	Yds	Avg.	Long	Blk	TB	FC	50+ I20
McCarthy, Mitch	32	1300	40.6	52	-	-	9	2 13
Warren, Quinn	6	288	48.0	57	-	-	-	3 3
Game	No.	Total						
		Yards	Avg.	Long	Blk	TB	FC	50+ I20
OLD DOMINION	1	47	47.0	47	-	-	-	- 2
KENNESAW STATE	2	89	44.5	49	-	-	-	- 1
INDIANA STATE	1	57	57.0	57	-	-	-	1 -
ILLINOIS	2	104	52.0	52	-	-	-	2 1
at Iowa	4	155	38.8	44	-	-	1	- 2
at Oregon	5	192	38.4	41	-	-	2	- 1
MICHIGAN STATE	-	-	-	-	-	-	-	- -
UCLA	1	50	50.0	50	-	-	-	1 -
at Maryland	1	36	36.0	36	-	-	-	- -
at Penn State	4	162	40.5	45	-	-	1	- 1
WISCONSIN	4	137	34.2	48	-	-	1	- -
at Purdue	4	189	47.2	52	-	-	1	1 2
vs. Ohio State	3	107	35.7	44	-	-	2	- 3
vs. Alabama	2	83	41.5	44	-	-	1	- 1
vs. Oregon	3	142	47.3	49	-	-	-	- 2
vs. Miami (Fla.)								

TAKEAWAYS BY GAME

INDIANA (29)

Type	Qtr	Player	Plays/ Yds	1st Downs	Result
OLD DOMINION (3)					
Interception	1	Ferrell of Joseph	8/51	3	Field Goal
Interception	2	Moore of Joseph	3/5	-	Touchdown
Interception	4	Ponds of Joseph	3/3	-	Punt
KENNESAW STATE (2)					
Fumble	3	Sharpe by Ravare (Sharpe recovered)	1/75	-	Touchdown
Interception	3	Moore of Odom	4/37	1	Touchdown
INDIANA STATE (--)					
--					
ILLINOIS (1)					
Interception	4	Ferrell of Hampton	7/45	3	End of Game
at Iowa (2)					
Interception	1	Ferrell of Gronowski	2/24	1	Touchdown
Interception	4	Moore of Brown	6/31	1	Interception
at Oregon (2)					
Interception	4	Moore of Moore	9/28	2	Field Goal
Interception	4	Jones of Moore	4/(-17)	-	Downs
MICHIGAN STATE (-)					
--					
UCLA (3)					
Interception	1	Fisher of lamaleava	--	--	Touchdown
Fumble	2	Wheeler by Berger (Jones forced)	3/29	1	Touchdown
Interception	4	Boykin of lamaleava	9/23	2	Interception
at Maryland (5)					
Interception	2	Turner of Washington	8/76	2	Field Goal
Interception	2	Moore of Washington	9/84	4	Touchdown
Fumble	3	Boykin by Washington (Boykin forced)	-	-	Touchdown
Fumble	3	Baldwin Jr. by Smith Jr. (Sharpe forced)	2/24	-	Touchdown
Fumble	4	Reese by Powell-Wonson (Boyd forced)	2/(-2)	-	End of Game
at Penn State (2)					
Fumble	2	Fisher by Allen (Sharpe forced)	2/22	1	Touchdown
Interception	3	Fisher of Grunkemeyer	11/37	3	Field Goal
WISCONSIN (2)					
Fumble	3	Wheeler by Smith (Daley forced)	1/21	-	Touchdown
Interception	4	Boykin of Smith	7/48	2	Touchdown
at Purdue (2)					
Interception	1	Ferrell of Browne	3/-	-	Punt
Fumble	3	Boykin of Browne (Daley forced)	2/42	-	Touchdown
vs. Ohio State (1)					
Interception	1	Moore of Sayin	6/12	1	Field Goal
vs. Alabama (1)					
Fumble	2	Jones of Simpson (Ponds forced)	11/58		Touchdown
vs. Oregon (3)					
Interception	1	Ponds of Moore	-	-	Touchdown
Fumble	2	Landino of Moore (no force)	3/3	-	Touchdown
Fumble	2	Landino of Moore (Ndukwe forced)	6/21	1	Touchdown

OPPONENT (8)

Type	Qtr	Player	Plays/ Yds	1st Downs	Result
OLD DOMINION (1)					
Fumble	1	Stinger by Beebe Jr. (Frink recoverd)	4/15	1	Punt
KENNESAW STATE (--)					
--					
INDIANA STATE (--)					
--					
ILLINOIS (--)					
--					
at Iowa (1)					
Interception	4	Lutmer of Mendoza, F.	4/5	-	Missed FG
at Oregon (1)					
Interception	4	Moore of Mendoza, F.	-	-	Touchdown
MICHIGAN STATE (-)					
--					
UCLA (2)					
Interception	1	Jackson of Mendoza, F.	6/15	1	Downs
Interception	4	Lawrence of Mendoza, A.	8/32	2	Downs
at Maryland (1)					
Interception	1	Glasker of Mendoza, F.	4/6	-	Field Goal
at Penn State (1)					
Interception	4	Mack of Mendoza, F.	7/44	2	Touchdown
WISCONSIN (-)					
-					
at Purdue (-)					
-					
vs. Ohio State (1)					
Interception	1	Igbinosun of Mendoza, F.	3/25	1	Touchdown
vs. Alabama (-)					
-					
vs. Oregon (-)					
-					

TAKEAWAYS BY PLAYER

FUMBLES

(#-Lost)	ODU	KENN	INST	ILL	at IOWA	at ORE	MSU	UCLA	at UMD	at PSU	WIS	at PUR	vs. OSU	vs. ALA	vs. ORE	vs. MIA
Beebe Jr., Lee	1-1	-	-	INJ	INJ	INJ	INJ	INJ	INJ	INJ	INJ	INJ	INJ	INJ	INJ	INJ
Black, Kaelon	-	-	1-0	-	-	1-0	-	-	-	-	-	-	-	-	-	-
Hemby, Roman	-	-	-	-	1-0	-	-	-	-	-	-	-	-	-	-	-
Mendoza, Fernando	-	-	-	-	1-0	-	-	-	1-0	-	-	-	-	-	-	2-0

FORCED FUMBLES

	ODU	KENN	INST	ILL	at IOWA	at ORE	MSU	UCLA	at UMD	at PSU	WIS	at PUR	vs. OSU	vs. ALA	vs. ORE	vs. MIA
Boyd, Jah Jah	DNP	-	-	DNP	DNP	DNP	DNP	-	1	DNP	DNP	-	DNP	DNP	-	-
Boykin, Devan	-	-	-	-	-	-	-	-	1	-	-	-	-	-	-	-
Daley, Stephen	-	-	-	-	-	-	-	-	-	1	1	-	-	INJ	INJ	-
Jones, Isaiah	-	-	-	-	-	-	-	1	-	-	-	-	-	-	-	-
Ndukwe, Daniel	-	-	DNP	-	-	-	-	-	-	-	-	-	-	-	1	-
Ponds, D'Angelo	-	-	-	-	INJ	-	-	-	-	-	-	-	-	1	-	-
Sharpe, Jamari	-	1	-	-	-	-	1	-	1	1	-	-	-	-	-	-

FUMBLES RECOVERED

(#-Yards)	ODU	KENN	INST	ILL	at IOWA	at ORE	MSU	UCLA	at UMD	at PSU	WIS	at PUR	vs. OSU	vs. ALA	vs. ORE	vs. MIA
Baldwin Jr., Byron	INJ	INJ	INJ	INJ	INJ	INJ	INJ	-	1-0	-	-	-	-	-	-	-
Boykin, Devan	-	-	-	-	-	-	-	-	1-32	-	-	1-0	-	-	-	-
Fisher, Aiden	-	-	-	-	-	-	-	-	INJ	1-0	-	-	-	-	-	-
Jones, Isaiah	-	-	-	-	-	-	-	-	-	-	-	-	-	1-0	-	-
Landino, Mario	-	-	-	-	-	-	-	-	-	-	-	-	-	-	2-0	-
Reese, Garrett	-	-	-	DNP	DNP	DNP	DNP	DNP	1-0	-	-	-	DNP	-	-	-
Sharpe, Jamari	-	1-0	-	-	-	-	-	-	-	-	-	-	-	-	-	-
Wheeler, Hosea	-	-	-	-	-	-	-	1-0	-	-	1-0	-	-	-	-	-

INTERCEPTIONS

(#-Yards)	ODU	KENN	INST	ILL	at IOWA	at ORE	MSU	UCLA	at UMD	at PSU	WIS	at PUR	vs. OSU	vs. ALA	vs. ORE	vs. MIA
Boykin, Devan	-	-	-	-	-	-	-	1-0	-	-	1-0	-	-	-	-	-
Ferrell, Amare	1-16	-	-	1-0	1-1	-	-	-	-	-	-	1-0	-	-	-	-
Fisher, Aiden	-	-	-	-	-	-	-	1-25	INJ	1-2	-	-	-	-	-	-
Jones, Isaiah	-	-	-	-	-	1-0	-	-	-	-	-	-	-	-	-	-
Moore, Louis	1-17	1-24	-	-	1-0	1-0	-	-	1-0	-	-	-	1-12	-	-	-
Ponds, D'Angelo	1-0	-	-	-	INJ	-	-	-	-	-	-	-	-	-	1-25	-
Turner, Kaiden	-	-	-	-	-	-	-	-	1-0	INJ	-	-	-	-	-	-

LONG PLAY BREAKDOWN

BY YARDAGE

Touchdowns in bold with asterisk (*)

OFFENSE (88)

Yards	Type	Player(s)	Opponent
82*	Rush	Hemby, Roman	Purdue
75*	Rush	Cooper Jr., Omar	Kennesaw State
65*	Pass	Chandler, Davion from Mendoza, Alberto	Purdue
62*	Pass	Williams Jr., E.J. from Mendoza, Fernando	UCLA
58*	Pass	Cooper Jr., Omar from Mendoza, Alberto	Indiana State
58	Rush	Mendoza, Alberto	Purdue
53	Rush	Mendoza, Alberto	Maryland
53	Pass	Becker, Charlie from Mendoza, Fernando	Penn State
52	Pass	Becker, Charlie from Mendoza, Fernando	Maryland
51	Pass	Becker, Charlie from Mendoza, Fernando	vs. Ohio State
49*	Pass	Sarratt, Elijah from Mendoza, Fernando	at Iowa
48*	Pass	Cooper Jr., Omar from Mendoza, Fernando	Michigan State
48	Pass	Becker, Charlie from Mendoza, Fernando	Wisconsin
46	Pass	Cooper Jr., Omar from Mendoza, Fernando	Old Dominion
43*	Pass	Nowakowski, Riley from Mendoza, Fernando	Illinois
43*	Pass	Cooper from Mendoza, Fernando	Purdue
40	Pass	Cooper Jr., Omar from Mendoza, Fernando	Kennesaw State
40*	Rush	Black, Kaelon	Illinois
39	Pass	Cooper Jr., Omar from Mendoza, Fernando	Illinois
39	Pass	Nowakowski, Riley from Mendoza, Fernando	Michigan State
38	Pass	Cooper Jr., Omar from Mendoza, Fernando	vs. Alabama
37	Pass	Williams Jr., E.J. from Mendoza, Fernando	at Iowa
37	Pass	Nowakowski, Riley from Mendoza, Fernando	Wisconsin
37	Rush	Black, Kaelon	vs. Ohio State
36	Rush	Black, Kaelon	Old Dominion
36	Rush	Martin, Khobie	Maryland
36	Pass	Becker, Charlie from Mendoza, Fernando	vs. Oregon
33	Pass	Becker, Charlie from Mendoza, Fernando	vs. Ohio State
31	Pass	Becker, Charlie from Mendoza, Fernando	Indiana State
31	Pass	Cooper Jr., Omar from Mendoza, Fernando	Indiana State
31*	Pass	Cooper Jr., Omar from Mendoza, Fernando	Indiana State
31*	Rush	Martin, Khobie	Illinois
31*	Rush	Black, Kaelon	Maryland
31*	Pass	Becker, Charlie from Mendoza, Fernando	Wisconsin
31	Pass	Nowakowski, Riley from Mendoza, Fernando	vs. Alabama
30	Rush	Hemby, Roman	Old Dominion
30	Pass	Williams Jr., E.J. from Mendoza, Fernando	UCLA
30	Pass	Becker, Charlie from Mendoza, Fernando	vs. Alabama
29	Pass	Becker, Charlie from Mendoza, Fernando	Kennesaw State
29	Rush	Black, Kaelon	Kennesaw State
29	Rush	Black, Kaelon	Indiana State
29	Pass	Sarratt, Elijah from Mendoza, Fernando	at Iowa
29	Pass	Sarratt, Elijah from Mendoza, Fernando	at Oregon
29*	Rush	Black, Kaelon	Michigan State
29	Pass	Nowakowski, Riley from Mendoza, Fernando	Penn State
29	Pass	Cooper Jr., Omar from Mendoza, Fernando	Wisconsin
28	Rush	Black, Kaelon	UCLA
27	Pass	Sarratt, Elijah from Mendoza, Fernando	Kennesaw State
27*	Pass	Sarratt, Elijah from Mendoza, Fernando	Michigan State
26	Pass	Hemby, Roman from Mendoza, Fernando	Illinois
26	Rush	Mendoza, Alberto	UCLA
26	Rush	Martin, Khobie	vs. Oregon
25	Pass	Hemby, Roman from Mendoza, Fernando	Kennesaw State
25	Pass	Sarratt, Elijah from Mendoza, Fernando	at Iowa
25*	Rush	Black, Kaelon	vs. Alabama
24	Rush	Beebe Jr., Lee	Kennesaw State
24	Pass	Sarratt, Elijah from Mendoza, Fernando	at Iowa
24	Pass	Sarratt, Elijah from Mendoza, Fernando	at Oregon
24*	Pass	Sarratt, Elijah from Mendoza, Fernando	Michigan State
24	Pass	Cooper Jr., Omar from Mendoza, Fernando	Michigan State
24*	Pass	Sarratt, Elijah from Mendoza, Fernando	vs. Alabama
23	Rush	Black, Kaelon	Illinois
23*	Rush	Black, Kaelon	vs. Oregon
23	Pass	Sarratt, Elijah from Mendoza, Fernando	vs. Oregon

OFFENSE (cont.)

Yards	Type	Player(s)	Opponent
22	Pass	Sarratt, Elijah from Mendoza, Fernando	Old Dominion
22	Pass	Williams Jr., E.J. from Mendoza, Fernando	Old Dominion
22	Rush	Martin, Khobie	Indiana State
22	Pass	Hemby, Roman from Mendoza, Fernando	at Oregon
22	Rush	Martin, Khobie	Michigan State
22	Pass	Becker, Charlie from Mendoza, Alberto	UCLA
22	Pass	Cooper Jr., Omar from Mendoza, Fernando	Maryland
22*	Pass	Cooper Jr., Omar from Mendoza, Fernando	Maryland
22	Pass	Cooper Jr., Omar from Mendoza, Fernando	Penn State
21	Rush	Hemby, Roman	Kennesaw State
21	Rush	Beebe Jr., Lee	Indiana State
21	Pass	Sarratt, Elijah from Mendoza, Fernando	Illinois
21	Pass	Hemby, Roman from Mendoza, Fernando	Michigan State
21*	Pass	Nowakowski, Riley from Mendoza, Fernando	Wisconsin
21*	Rush	Martin, Khobie	Purdue
21*	Pass	Becker, Charlie from Mendoza, Fernando	vs. Alabama
21	Rush	Hemby, Roman	vs. Alabama
21	Rush	Mendoza, Fernando	vs. Oregon
20*	Rush	Black, Kaelon	Old Dominion
20*	Pass	Sarratt, Elijah from Mendoza, Fernando	Kennesaw State
20*	Rush	Martin, Khobie	Indiana State
20	Rush	Black, Kaelon	UCLA
20*	Rush	Mendoza, Fernando	UCLA
20	Rush	Black, Kaelon	Maryland

DEFENSE (4)

Yards	Type	Player(s)	Opponent
32*	FR	Boykin, Devan	Maryland
25*	INT	Fisher, Aiden	UCLA
25*	INT	Ponds, D'Angelo	vs. Oregon
24	INT	Moore, Louis	Kennesaw State

SPECIAL TEAMS (10)

Yards	Type	Player(s)	Opponent
91*	PR	Brady, Jonathan	Old Dominion
35	PR	Brady, Jonathan	Kennesaw State
34	KR	Hemby, Roman	Indiana State
28	KR	Hemby, Roman	Old Dominion
28	PR	Brady, Jonathan	Indiana State
27	PR	Brady, Jonathan	Illinois
26	KR	Hemby, Roman	Maryland
24	KR	Hemby, Roman	UCLA
22	PR	Brady, Jonathan	Indiana State
21	KR	Hemby, Roman	Maryland

LONG PLAY BREAKDOWN

LONG PLAYS BY THE NUMBERS

BY YARDAGE

Yards	No.	TD
100+	-	-
90-99	1	1
80-89	1	1
70-79	1	1
60-69	2	2
50-59	6	1
40-49	8	5
30-39	23	6
20-29	60	15

BY TYPE

Type	No.	TD
Passing	55	17
Rushing	33	11
Punt returns	5	1
Kick returns	5	-
Interceptions	3	2
Fumble returns	1	1
TOTAL	102	32

20+ YARD PLAYS BY PLAYER

Player	No.	TD	Rush	Rec	KR	PR	IR	FR
Cooper Jr., Omar	15	6	1	14	-	-	-	-
Sarratt, Elijah	14	5	-	14	-	-	-	-
Hemby, Roman	13	1	4	4	5	-	-	-
Black, Kaelon	13	5	13	-	-	-	-	-
Becker, Charlie	12	3	-	12	-	-	-	-
Martin, Khobie	7	3	7	-	-	-	-	-
Nowakowski, Riley	6	2	-	6	-	-	-	-
Brady, Jonathan	5	1	-	-	-	5	-	-
Williams Jr., E.J.	4	1	-	4	-	-	-	-
Mendoza, Alberto	3	-	3	-	-	-	-	-
Mendoza, Fernando	3	1	3	-	-	-	-	-
Beebe Jr., Lee	2	-	2	-	-	-	-	-
Chandler, Davion	1	1	-	1	-	-	-	-
Fisher, Aiden	1	1	-	-	-	-	1	-
Boykin, Devan	1	1	-	-	-	-	-	1
Moore, Louis	1	-	-	-	-	-	1	-
Ponds, D'Angelo	1	1	-	-	-	-	1	-
TOTAL	102	32	33	55	5	5	3	1

LONGEST PLAYS OF THE YEAR

Rushing			
82	*	Hemby, Roman	at Purdue (11/28)
Rushing Touchdown			
82	*	Hemby, Roman	at Purdue (11/28)
Passing			
65	*	Chandler, Davion from Mendoza, Alberto	at Purdue (11/28)
Passing Touchdown			
65	*	Chandler, Davion from Mendoza, Alberto	at Purdue (11/28)
Punt Return			
91	*	Brady, Jonathan	Old Dominion (8/30)
Kick Return			
34		Hemby, Roman	Indiana State (9/12)
Interception Return			
25	*	Ponds, D'Angelo	vs. Oregon (1/9)
	*	Fisher, Aiden	UCLA (10/25)
Interception Touchdown			
25	*	Ponds, D'Angelo	vs. Oregon (1/9)
	*	Fisher, Aiden	UCLA (10/25)
Fumble Return			
32	*	Boykin, Devan	at Maryland (11/1)
Punt			
57		Warren, Quinn	Indiana State (9/12)
Field Goal			
58		Franke, Brendan	at Oregon (10/11)

INDIANA (102 PLAYS)

Play	#	Long	Play	Opponent
Passing	55	65*	Chandler, Davion from Mendoza, Alberto	at Purdue (11/28)
Rushing	33	82*	Hemby, Roman	at Purdue (11/28)
Punt Return	5	91*	Brady, Jonathan	Old Dominion (8/30)
Kickoff Return	5	34	Hemby, Roman	Indiana State (9/12)
Interception	3	25*	2x - Last: Ponds, D'Angelo	vs. Oregon (1/9)
Fumble Return	1	32*	Boykin, Devan	at Maryland (11/1)
Opp.	#	Long	Play	Type
OLD DOMINION	8	46	Cooper Jr., Omar from Mendoza, Fernando	Pass
KENNESAW STATE	11	75*	Cooper Jr., Omar	Rush
INDIANA STATE	11	58*	Cooper Jr., Omar from Mendoza, Alberto	Pass
ILLINOIS	8	43*	Nowakowski, Riley from Mendoza, Fernando	Pass
at Iowa	5	49*	Sarratt, Elijah from Mendoza, Fernando	Pass
at Oregon	3	29	Sarratt, Elijah from Mendoza, Fernando	Pass
MICHIGAN STATE	8	48*	Cooper Jr., Omar from Mendoza, Fernando	Pass
UCLA	9	62*	Williams Jr., E.J. from Mendoza, Fernando	Pass
at Maryland	10	53	Mendoza, Alberto	Rush
at Penn State	3	53	Becker, Charlie from Mendoza, Fernando	Pass
WISCONSIN	5	48	Becker, Charlie from Mendoza, Fernando	Pass
at Purdue	5	82*	Hemby, Roman	Rush
vs. Ohio State	3	51	Becker, Charlie from Mendoza, Fernando	Pass
vs. Alabama	7	38	Cooper Jr., Omar from Mendoza, Fernando	Pass
vs. Oregon	6	36*	Becker, Charlie from Mendoza, Fernando	Pass
vs. Miami (Fla.)				

OPPONENTS (68 PLAYS)

Play	#	Long	Play	Opponent
Passing	36	59*	Dixon, Collin from Altmyer, Luke	Illinois (9/20)
Rushing	12	78*	Joseph, Colton	Old Dominion (8/30)
Kickoff Return	16	39	Rochelle, Rashad	Indiana State (9/12)
Interception	4	38	Lutmer, Zach	at Iowa (9/27)
Opp.	#	Long	Play	Type
OLD DOMINION	2	78*	Joseph, Colton	Rush
KENNESAW STATE	7	38	Ravare, Lyndon from Odom, Amari	Pass
INDIANA STATE	2	39	Rochelle, Rashad	Kick Return
ILLINOIS	2	59*	Dixon, Collin from Altmyer, Luke	Pass
at Iowa	3	38	Lutmer, Zach	Interception
at Oregon	3	44*	Malik Benson from Dante Moore	Pass
MICHIGAN STATE	4	63	Chiles, Aiden	Rush
UCLA	1	27	Lawrence, Key	Interception
at Maryland	8	55*	Williams, DeJuan from Washington, Malik	Pass
at Penn State	7	59	Singleton, Nicholas	Rush
WISCONSIN	6	45*	Mason, Lance from Smith, Carter	Pass
at Purdue	10	28	Horton, EJ from Browne, Ryan	Pass
vs. Ohio State	6	52	Smith, Jeremiah from Sayin, Julian	Pass
vs. Alabama	2	34	Bernard, Germie from Mack, Austin	Pass
vs. Oregon	5	71	Hill Jr., Dierre	Rush
vs. Miami (Fla.)				

* - touchdown scored on play

STARTERS

OFFENSE

* - Started six offensive linemen | ^ - Started two tight ends

OPPONENT	LT	LG	C	RG	RT	QB	RB	WR	WR	WR	TE
OLD DOMINION	Smith, C.	Evans	Coogan	Lynch	Benson	Mendoza, F.	Hemby	Cooper Jr.	Sarratt	Williams Jr.	Nowakowski
KENNESAW STATE	Smith, C.	Evans	Coogan	Lynch	Benson	Mendoza, F.	Hemby	Cooper Jr.	Sarratt	Staes ^	Nowakowski
INDIANA STATE	Smith, C.	Evans	Coogan	Lynch	Michalski	Mendoza, F.	Hemby	Cooper Jr.	Sarratt	Williams Jr.	Nowakowski
ILLINOIS	Smith, C.	Evans	Coogan	Lynch	Benson	Mendoza, F.	Hemby	Cooper Jr.	Sarratt	Williams Jr.	Nowakowski
at Iowa	Smith, C.	Evans	Coogan	Lynch	Benson	Mendoza, F.	Hemby	Cooper Jr.	Sarratt	Williams Jr.	Nowakowski
at Oregon	Smith, C.	Evans	Coogan	Lynch	Benson	Mendoza, F.	Hemby	Cooper Jr.	Sarratt	Williams Jr.	Nowakowski
MICHIGAN STATE	Smith, C.	Evans	Coogan	Lynch	Benson	Mendoza, F.	Hemby	Cooper Jr.	Sarratt	Williams Jr.	Nowakowski
UCLA	Smith, C.	Evans	Coogan	Lynch	Benson	Mendoza, F.	Hemby	Cooper Jr.	Sarratt	Becker	Nowakowski
at Maryland	Smith, C.	Michalski	Coogan	Lynch	Benson	Mendoza, F.	Hemby	Cooper Jr.	Sarratt	Williams Jr.	Nowakowski
at Penn State	Smith, C.	Ajani	Coogan	Lynch	Benson	Mendoza, F.	Hemby	Cooper Jr.	Becker	Williams Jr.	Nowakowski
WISCONSIN	Smith, C.	Ajani	Coogan	Lynch	Benson	Mendoza, F.	Hemby	Cooper Jr.	Becker	Williams Jr.	Nowakowski
at Purdue	Smith, C.	Ajani	Coogan	Lynch	Michalski	Mendoza, F.	Hemby	Cooper Jr.	Becker	Staes ^	Nowakowski
vs. Ohio State	Smith, C.	Evans	Coogan	Lynch	Michalski	Mendoza, F.	Hemby	Cooper Jr.	Sarratt	Becker	Nowakowski
vs. Alabama	Smith, C.	Evans	Coogan	Lynch	Ajani	Mendoza, F.	Hemby	Becker	Sarratt	Williams Jr.	Nowakowski
vs. Oregon	Smith, C.	Evans	Coogan	Lynch	Benson	Mendoza, F.	Hemby	Michalski *	Sarratt	Becker	Nowakowski
vs. Miami (Fla.)											

DEFENSE

% - Started three Linebackers

OPPONENT	DE	NG	DT	STUD	MLB	WLB	CB	S	Rover	S	CB
OLD DOMINION	Kamara, M.	Wheeler	Tucker	Wyatt	Fisher	Hardy	Ponds	Ferrell	Boykin	Moore	Sharpe
KENNESAW STATE	Kamara, M.	Wheeler	Tucker	Wyatt	Fisher	Hardy	Ponds	Ferrell	Boykin	Moore	Sharpe
INDIANA STATE	Kamara, M.	Wheeler	Tucker	Wyatt	Fisher	Hardy	Ponds	Ferrell	Boykin	Moore	Sharpe
ILLINOIS	Kamara, M.	Wheeler	Tucker	Wyatt	Fisher	Hardy	Ponds	Ferrell	Boykin	Moore	Sharpe
at Iowa	Kamara, M.	Wheeler	Tucker	Wyatt	Fisher	Hardy	Gandy	Ferrell	Boykin	Moore	Sharpe
at Oregon	Kamara, M.	Landino	Tucker	Wyatt	Fisher	Hardy	Ponds	Ferrell	Jones%	Moore	Sharpe
MICHIGAN STATE	Kamara, M.	Landino	Tucker	Wyatt	Fisher	Hardy	Ponds	Ferrell	Boykin	Moore	Sharpe
UCLA	Kamara, M.	Landino	Tucker	Daley	Fisher	Hardy	Ponds	Ferrell	Boykin	Moore	Sharpe
at Maryland	Kamara, M.	Landino	Tucker	Daley	Jones	Hardy	Ponds	Ferrell	Turner%	Moore	Sharpe
at Penn State	Kamara, M.	Landino	Tucker	Daley	Fisher	Hardy	Ponds	Ferrell	Jones%	Moore	Sharpe
WISCONSIN	Kamara, M.	Landino	Tucker	Daley	Fisher	Hardy	Ponds	Ferrell	Boykin	Moore	Sharpe
at Purdue	Kamara, M.	Landino	Tucker	Daley	Fisher	Hardy	Ponds	Ferrell	Boykin	Moore	Sharpe
vs. Ohio State	Kamara, M.	Landino	Tucker	Daley	Fisher	Hardy	Ponds	Ferrell	Jones%	Moore	Sharpe
vs. Alabama	Kamara, M.	Landino	Tucker	Ratcliff	Fisher	Hardy	Ponds	Ferrell	Jones%	Moore	Sharpe
vs. Oregon	Kamara, M.	Landino	Tucker	Ratcliff	Fisher	Hardy	Ponds	Boykin	Jones%	Moore	Sharpe
vs. Miami (Fla.)											

GAME LEADERS

Opponent	Rushing Attempts	Rushing Yards	Receptions	Receiving Yards	All-Purpose Yards	Tackles
OLD DOMINION	Hemby, Roman - 23	Hamby, Roman - 111	Williams Jr., E.J. - 5	Cooper Jr., Omar - 52	Hemby, Roman - 148	Moore, Louis - 7
KENNESAW STATE	Beebe Jr., Lee - 11	Beebe Jr., Lee - 90	Sarratt, Elijah - 9	Sarratt, Elijah - 97	Cooper Jr., Omar - 115	Wyatt, Kellan - 9
INDIANA STATE	Martin, Khobie - 11	Martin, Khobie - 109	Cooper Jr., Omar - 10	Cooper Jr., Omar - 207	Cooper Jr., Omar - 207	Jones, Isaiah - 4
ILLINOIS	Hemby, Roman - 14	Martin, Khobie - 107	Sarratt, Elijah - 9	Sarratt, Elijah - 92	Martin, Khobie - 107	Moore, Louis - 6
at Iowa	Hemby, Roman - 15	Hemby, Roman - 86	Sarratt, Elijah - 7	Sarratt, Elijah - 156	Sarratt, Elijah - 156	Fisher, Aiden - 9
at Oregon	Hemby, Roman - 19	Hemby, Roman - 70	Sarratt, Elijah - 8	Sarratt, Elijah - 121	Sarratt, Elijah - 121	Two Tied - 13
MICHIGAN STATE	Black, Kaelon - 10	Black, Kaelon - 64	Cooper Jr., Omar - 8	Cooper Jr., Omar - 115	Cooper Jr., Omar - 115	Moore, Louis - 11
UCLA	Hemby, Roman - 17	Hemby, Roman - 81	Williams Jr., E.J. - 5	Williams Jr., E.J. - 109	Hemby, Roman - 116	Jones, Isaiah - 8
at Maryland	Hemby, Roman - 18	Black, Kaelon - 110	Cooper Jr., Omar - 7	Cooper Jr., Omar - 86	Hemby, Roman - 163	Hardy, Rolijah - 6
at Penn State	Two Tied - 12	Hemby, Roman - 55	Becker, Charlie - 7	Becker, Charlie - 118	Becker, Charlie - 118	Hardy, Rolijah - 12
WISCONSIN	Hemby, Roman - 14	Hemby, Roman - 58	Two Tied - 5	Becker, Charlie - 108	Becker, Charlie - 108	Fisher, Aiden - 7
at Purdue	Black, Kaelon - 13	Hemby, Roman - 156	Two Tied - 3	Chandler, Davion - 65	Hemby, Roman - 171	Hardy, Rolijah - 10
vs. Ohio State	Black, Kaelon - 16	Black, Kaelon - 70	Becker, Charlie - 6	Becker, Charlie - 126	Becker, Charlie - 126	Hardy, Rolijah - 10
vs. Alabama	Hemby, Roman - 18	Black, Kaelon - 99	Sarratt, Elijah - 4	Becker, Charlie - 51	Becker, Charlie - 51	Two Tied - 7
vs. Oregon	Hemby, Roman - 17	Black, Kaelon - 63	Sarratt, Elijah - 7	Sarratt, Elijah - 75	Sarratt, Elijah - 75	Fisher, Aiden - 9
vs. Miami (Fla.)						

PARTICIPATION CHART

ST - Starter | P - Participated

	Total	ODU	KENN	INST	ILL	at IOWA	at ORE	MSU	UCLA	at UMD	at PSU	WIS	at PUR	vs. OSU	vs. ALA	vs. ORE	vs. MIA
Ajani, Adedamola	11/4	-	P	P	P	-	-	-	P	P	ST	ST	ST	P	ST	P	
Baldwin Jr., Byron	8/-	INJ	INJ	INJ	INJ	INJ	INJ	INJ	P	P	P	P	P	P	P	P	
Barker, Andrew	1/-	-	P	-	-	-	-	-	-	-	-	-	-	-	-	-	
Becker, Charlie	15/7	P	P	P	P	P	P	P	ST	P	ST	ST	ST	ST	ST	ST	
Beebe Jr., Lee	3/-	P	P	P	INJ	INJ	INJ	INJ	INJ	INJ	INJ	INJ	INJ	INJ	INJ	INJ	
Bell, Jaylen	12/-	-	P	P	P	-	P	P	P	P	P	P	P	P	-	P	
Benson, Kahlil	15/11	ST	ST	P	ST	ST	ST	ST	ST	ST	ST	ST	P	P	P	ST	
Black, Kaelon	15/-	P	P	P	P	P	P	P	P	P	P	P	P	P	P	P	
Bomba, James	15/-	P	P	P	P	P	P	P	P	P	P	P	P	P	P	P	
Bond, Lebron	13/-	P	P	P	-	P	P	-	P	P	P	P	P	P	P	P	
Bonds, Bryson	1/-	P	INJ	INJ	INJ	INJ	INJ	INJ	INJ	INJ	INJ	INJ	INJ	INJ	INJ	INJ	
Boykin, Devan	15/10	ST	ST	ST	ST	ST	P	ST	ST	P	ST	ST	ST	P	P	ST	
Brady, Jonathan	15/-	P	P	P	P	P	P	P	P	P	P	P	P	P	P	P	
Burrus Jr., Tyrone	2/-	-	-	-	-	-	-	-	-	-	-	-	P	-	-	P	
Chandler, Davion	7/-	-	-	-	-	-	-	-	P	P	P	P	P	P	P	-	
Chung, Anthony	15/-	P	P	P	P	P	P	P	P	P	P	P	P	P	P	P	
Clark, Quentin	13/-	-	-	P	P	P	P	P	P	P	P	P	P	P	P	P	
Conner, Clay	15/-	P	P	P	P	P	P	P	P	P	P	P	P	P	P	P	
Coogan, Pat	15/15	ST	ST	ST	ST	ST	ST	ST	ST	ST	ST	ST	ST	ST	ST	ST	
Cooper Jr., Omar	15/13	ST	ST	ST	ST	ST	ST	ST	ST	ST	ST	ST	ST	ST	ST	P	
Cuono, Sean	1/-	-	-	P	-	-	-	-	-	-	-	-	-	-	-	-	
Daley, Stephen	13/6	P	P	P	P	P	P	P	ST	ST	ST	ST	ST	ST	INJ	INJ	
Evans, Drew	11/11	ST	ST	ST	ST	ST	ST	ST	ST	INJ	INJ	INJ	INJ	ST	ST	ST	
Ferrell, Amare	15/14	ST	ST	ST	ST	ST	ST	ST	ST	ST	ST	ST	ST	ST	ST	ST	
Fisher, Aiden	14/14	ST	ST	ST	ST	ST	ST	ST	ST	INJ	ST	ST	ST	ST	ST	ST	
Franke, Brendan	8/-	P	P	P	P	P	P	P	P	INJ	INJ	INJ	INJ	INJ	INJ	INJ	
Gandy, Ryland	15/1	P	P	P	P	ST	P	P	P	P	P	P	P	P	P	P	
Garcia, Kyler	1/-	-	-	P	-	-	-	-	-	-	-	-	-	-	-	-	
Hardy, Rolijah	15/15	ST	ST	ST	ST	ST	ST	ST	ST	ST	ST	ST	ST	ST	ST	ST	
Hemby, Roman	15/15	ST	ST	ST	ST	ST	ST	ST	ST	ST	ST	ST	ST	ST	ST	ST	
Jones, Isaiah	15/6	P	P	P	P	P	ST	P	P	ST	ST	P	P	ST	ST	ST	
Jordan, Camden	5/-	-	P	P	P	-	-	-	P	-	-	P	-	-	-	-	
Kamara, Mikail	15/15	ST	ST	ST	ST	ST	ST	ST	ST	ST	ST	ST	ST	ST	ST	ST	
Landino, Mario	15/10	P	P	P	P	P	ST	ST	ST	ST	ST	ST	ST	ST	ST	ST	
Langston, Mark	15/-	P	P	P	P	P	P	P	P	P	P	P	P	P	P	P	
Lawrence, Evan	7/-	-	P	P	P	-	-	-	P	P	-	P	P	-	-	-	
Leibfried, Austin	9/-	-	P	P	P	P	-	-	P	P	P	P	P	-	-	-	
Lynch, Bray	15/15	ST	ST	ST	ST	ST	ST	ST	ST	ST	ST	ST	ST	ST	ST	ST	
Marek, Matt	3/-	-	-	-	-	-	-	-	P	P	-	-	P	-	-	-	
Martin, Khobe	14/-	P	P	P	P	P	P	P	P	P	P	P	P	-	P	P	
McCarthy, Mitch	13/-	P	INJ	INJ	P	P	P	P	P	P	P	P	P	P	P	P	
McConnell, Kaden	3/-	-	-	-	-	-	-	P	P	P	-	-	-	-	-	-	
Mendoza, Alberto	9/-	-	P	P	P	-	-	-	P	P	-	P	P	P	P	-	
Mendoza, Fernando	15/15	ST	ST	ST	ST	ST	ST	ST	ST	ST	ST	ST	ST	ST	ST	ST	
Michalski, Zen	15/5	P	P	ST	P	P	P	P	P	ST	P	P	ST	ST	P	ST	
Monette, J'Mari	5/-	-	P	P	-	-	-	-	P	P	-	-	-	-	-	P	
Moore, Louis	15/15	ST	ST	ST	ST	ST	ST	ST	ST	ST	ST	ST	ST	ST	ST	ST	
Ndukwe, Daniel	14/-	P	P	-	P	P	P	P	P	P	P	P	P	P	P	P	
Nelson, PJ	2/-	-	-	-	-	-	-	-	P	P	-	-	-	-	-	-	
Nowakowski, Riley	15/15	ST	ST	ST	ST	ST	ST	ST	ST	ST	ST	ST	ST	ST	ST	ST	
Placzek, Josh	1/-	-	-	P	-	-	-	-	-	-	-	-	-	-	-	-	
Ponds, D'Angelo	14/14	ST	ST	ST	ST	INJ	ST	ST	ST	ST	ST	ST	ST	ST	ST	ST	
Radicic, Nico	15/-	P	P	P	P	P	P	P	P	P	P	P	P	P	P	P	
Ratcliff, Dominique	15/2	P	P	P	P	P	P	P	P	P	P	P	P	P	ST	ST	
Reese, Garrett	9/-	P	P	P	-	-	-	-	-	P	P	P	P	-	P	P	
Sarratt, Elijah	13/12	ST	ST	ST	ST	ST	ST	ST	ST	ST	INJ	INJ	P	ST	ST	ST	
Sharpe, Jamari	15/15	ST	ST	ST	ST	ST	ST	ST	ST	ST	ST	ST	ST	ST	ST	ST	
Smith, Carter	15/15	ST	ST	ST	ST	ST	ST	ST	ST	ST	ST	ST	ST	ST	ST	ST	
Staes, Holden	15/2	P	ST	P	P	P	P	P	P	P	P	P	ST	P	P	P	
Tucker, Tyrique	15/15	ST	ST	ST	ST	ST	ST	ST	ST	ST	ST	ST	ST	ST	ST	ST	
Turner, Kaiden	12/1	P	P	P	P	-	-	P	P	ST	INJ	P	P	P	P	P	
Turvy, Andrew	4/-	-	-	P	P	-	P	-	-	-	-	-	-	-	-	P	
Utzinger, Jeff	15/-	P	P	P	P	P	P	P	P	P	P	P	P	P	P	P	
Vanhorse, Solomon	15/-	P	P	P	P	P	P	P	P	P	P	P	P	P	P	P	
Warren, Quinn	12/-	P	P	P	P	-	-	-	P	P	P	P	P	P	P	P	
Wasserstrom, Jackson	7/-	-	P	P	P	-	-	P	P	P	-	P	-	-	-	-	
Wheeler, Hosea	15/5	ST	ST	ST	ST	ST	P	P	P	P	P	P	P	P	P	P	
Wilkin, Baylor	4/-	-	P	-	P	-	-	-	-	P	-	-	P	-	-	-	
Williams Jr., E.J.	14/10	ST	P	ST	ST	ST	ST	ST	P	ST	ST	ST	INJ	P	ST	P	
Wilson, Grant	3/-	-	-	P	P	-	-	-	-	P	-	-	-	-	-	-	
Wyatt, Kellan	7/7	ST	ST	ST	ST	ST	ST	ST	INJ	INJ	INJ	INJ	INJ	INJ	INJ	INJ	

50 60 65 57 45 47 48 61 60 48 53 59 49 50 52

CAREER PARTICIPATION

x - prior to college enrollment | -- no games played | JC - Junior College | ^ includes prior school | \$ - includes 14/6 in 2019

Games/Starts	'20	'21	'22	'23	'24	'25	Career
Abram, Triston	x	x	x	x	x	--	--
Ajani, Adedamola	x	x	x	x	3/-	11/4	14/4
Allen, Clayton	x	x	x	--	--	--	--
Baker, Olubade^	x	--	10/-	x	x	--	10/-
Baldwin Jr., Byron	x	x	x	x	x	8/-	8/-
Barker, Andrew	x	x	x	x	x	1/-	1/-
Becker, Charlie	--	--	--	--	12/-	15/7	27/7
Beebe Jr., Lee^	x	x	1/-	11/-	12/1-	3/-	27/10
Bell, Jacob	x	x	x	x	x	--	--
Bell, Jaylen	x	x	x	x	x	13/-	13/-
Bellin, Reece	--	--	--	--	--	--	--
Benson, Kahlil^	INJ	--	12/5	12/12	9/4	15/11	48/32
Black, Kaelon^	2/-	3/3	9/1	13/12	13/-	15/-	55/16
Bomba, James	--	--	9/3	11/7	9/-	15/-	44/10
Bond, Lebron	x	x	x	x	x	13/-	13/-
Bonds, Bryson	8/-	3/-	12/-	11/-	12/1	1/-	47/1
Boykin, Devan^	x	12/2	11/5	11/3	11/10	15/10	60/30
Brady, Jonathan^	x	x	13/9	15/12	13/12	15/-	56/33
Burrus Jr., Tyrone	x	x	x	x	x	2/-	2/-
Calhoun, Keishaun	x	x	x	x	x	--	--
Cannon, Aden	x	x	--	--	--	--	--
Chandler, Davion	x	x	x	x	x	7/-	7/-
Chung, Anthony	x	x	x	--	--	15/-	15/-
Ciongoli, Ace	x	x	x	x	x	--	--
Clark, Quentin	x	x	x	x	1/-	13/-	14/-
Conner, Clay	x	x	x	--	1/-	15/-	16/-
Coogan, Pat	x	--	1/-	13/13	16/13	15/15	45/41
Cooper Jr., Omar	x	x	4/-	9/2	13/4	15/13	41/19
Cuono, Sean	x	x	x	x	x	1/-	1/-
Daley, Stephen	x	x	10/-	12/12	12/12	13/6	47/30
Evans, Drew	x	x	--	--	9/9	11/11	20/20
Ferrell, Amare	--	--	--	12/-	13/13	15/14	40/27
Fisher, Aiden^	x	x	10/-	13/11	13/13	14/14	50/38
Franke, Brendan	9/-	12/-	12/-	4/-	12/-	9/-	58/-
Gandy, Ryland	x	x	4/-	12/-	13/13	15/1	44/14
Garcia, Kyler	x	x	x	x	x	1/-	1/-
Geske, Maverick	x	x	x	x	x	--	--
Greer, Jack	x	x	--	--	4/-	--	4/-
Hall, Jhrevious	x	x	x	x	x	--	--
Hardy, Rolijah	x	x	x	x	13/4	15/15	28/19
Hemby, Roman	x	3/-	13/13	13/13	12/12	15/15	56/53
Henderson, Dontrae	x	x	x	x	1/-	--	1/-
Johnson, Chance	x	x	x	x	x	--	--
Jones, Isaiah	x	x	2/-	2/-	13/2	15/6	32/8
Jordan, Camden	x	--	--	4/-	1/-	5/-	10/-
Kaiser, Cade	x	x	x	x	x	--	--
Kamara, Amari	x	x	x	x	x	--	--
Kamara, Mikail^	6/6	INJ	5/4	12/12	13/13	15/15	51/50
Kendrick, Myles	x	x	x	x	x	--	--
Kizer, Heath	x	x	x	x	--	--	--
Kropp, Kyler	x	x	x	x	--	--	--
Landino, Mario	--	--	--	--	12/-	15/10	27/10
Langston, Mark^	--	12/-	10/-	INJ	13/-	15/-	50/-
Lawrence, Evan	x	x	x	x	--	7/-	7/-
Leibfried, Austin	x	x	x	x	4/-	9/-	13/-
Lindsey, Sam	x	x	x	--	11/-	--	11/-
Lynch, Bray	--	--	4/-	5/-	13/13	15/15	37/28
Marek, Matt	x	x	x	x	x	3/-	3/-
Martin, Khobie	--	--	--	--	2/-	14/-	16/-
Massel IV, Bruno	x	x	x	x	x	--	--
McCarthy, Mitch	x	x	12/-	13/-	12/-	13/-	50/-
McConnell, Kaden	x	x	x	x	--	3/-	3/-
Mendoza, Alberto	--	--	--	--	1/-	9/-	10/-
Mendoza, Fernando	x	x	--	9/8	11/11	15/15	35/34
Michalski, Zen	x	1/-	10/-	11/-	7/1	15/5	44/6
Monette, J'mari	--	--	--	--	4/-	6/-	10/-
Moore, Louis	JC	JC	12/-	12/10	11/2	15/15	50/27
Morris, Tyler	x	x	8/-	15/4	11/10	INJ	34/14

Games/Starts	'20	'21	'22	'23	'24	'25	Career
Murff, Lincoln	x	x	x	--	--	--	--
Ndukwe, Daniel	--	--	--	--	12/-	14/-	26/-
Nelson, PJ	x	x	x	x	x	2/-	2/-
Nowakowski, Riley	4/-	2/-	13/-	9/1	12/9	15/15	55/25
Parker, Evan	x	x	x	x	x	--	--
Placzek, Josh	x	x	x	x	--	1/-	1/-
Ponds, D'Angelo^	x	x	x	13/10	13/12	14/14	40/36
Radacic, Nicolas	x	x	x	1/-	13/-	15/-	29/-
Ratcliff, Dominique	x	1/-	12/1	13/3	12/-	15/2	53/6
Reese, Garrett	x	x	x	x	x	9/-	9/-
Sarratt, Elijah^	--	--	12/4	13/10	13/13	13/12	51/39
Sharpe, Jamari	--	--	3/-	12/9	9/3	15/15	39/27
Smith, Carter	--	--	2/-	12/12	13/13	15/15	42/40
Smith, Zacharey	x	x	x	x	x	--	--
Staes, Holden	x	x	11/1	11/8	13/3	15/2	50/14
Stewart Jr., Seaonta	x	x	x	x	x	--	--
Stroud, Hunter	x	x	x	x	x	--	--
Taylor, Bryce	x	x	x	x	x	--	--
Thiry, Blake	x	x	x	x	x	--	--
Tucker, Tyrique^	--	--	--	13/5	13/-	15/15	41/20
Turner, Kaiden	x	x	4/1	6/-	2/-	12/1	24/2
Turvy, Andrew	x	--	5/-	7/-	4/-	5/-	21/-
Utzinger, Jeff	x	x	--	--	13/-	15/-	28/-
Vanhorse, Solomon^\$	7/-	12/3	3/-	1/-	13/-	15/-	65/9
Walters, Finn	x	x	x	--	--	--	--
Warren, Quinn	x	x	x	x	7/-	12/-	19/-
Wasserstrom, Jackson	x	x	--	1/-	1/-	8/-	10/-
Wheeler, Hosea	x	JC	4/-	13/11	14/14	15/5	46/30
Wilkin, Baylor	x	x	x	x	x	4/-	4/-
Williams Jr., E.J.	12/4	8/2	13/-	8/3	4/-	14/10	59/19
Wilson, Grant	--	3/-	4/-	12/11	3/3	3/-	25/14
Wyatt, Kellan	x	x	11/5	13/13	11/10	7/7	42/35

SEASON SUPERLATIVES

INDIANA INDIVIDUAL

Rushes	23	Hemby, Roman; Old Dominion (8/30)
Yards Rushing	152	Hemby, Roman; at Purdue (11/28)
TD Rushes	2 (6x)	Last: Black, Kaelon; vs. Oregon (1/9)
Long Rush	82	Hemby, Roman; at Purdue (11/28)
Pass attempts	31 (2x)	Last: Mendoza, Fernando; at Oregon (10/11)
Pass Completions	24	Mendoza, Fernando; Michigan State (10/18)
Yards Passing	332	Mendoza, Fernando; Michigan State (10/18)
TD Passes	5 (3x)	Last: Mendoza, Fernando; vs. Oregon (1/9)
Long Pass	65	Mendoza, Alberto; at Purdue (11/28)
Receptions	10	Cooper Jr., Omar; Indiana State (9/12)
Yards Receiving	207	Cooper Jr., Omar; Indiana State (9/12)
TD Receptions	4	Cooper Jr., Omar; Indiana State (9/12)
Long Reception	65	Chandler, Davion; at Purdue (11/28)
Field Goals	2 (5x)	Last: Radicic, Nico; vs. Ohio State (12/6)
Long Field Goal	58	Franke, Brendan; at Oregon (10/11)
Punts	5	McCarthy, Mitch; at Oregon (10/11)
Punting Avg.	57.0	Warren, Quinn; Indiana State (9/12)
Long Punt	57	Warren, Quinn; Indiana State (9/12)
Punts Inside 20	3	McCarthy, Mitch; at Purdue (11/28)
Long Punt Return	91	Brady, Jonathan; Old Dominion (8/30)
Long Kickoff Return	34	Hemby, Roman; Indiana State (9/12)
Tackles	13	Fisher, Aiden & Hardy, Rolijah; at Oregon (10/11)
Sacks	2.0 (6x)	Last: Ndukwe, Daniel; vs. Oregon (1/9)
Tackles For Loss	4.5	Daley, Stephen; at Purdue (11/28)
Interceptions	1 (18x)	Last: Ponds, D'Angelo; vs. Oregon (1/9)

OPPONENT INDIVIDUAL

Rushes	19	Allen, Kaytron; at Penn State (11/8)
Yards Rushing	179	Joseph, Colton; Old Dominion (8/30)
TD Rushes	2 (2x)	Last: Singleton, Nicholas; at Penn State (11/8)
Long Rush	78	Joseph, Colton; Old Dominion (8/30)
Pass attempts	47	Browne, Ryan; at Purdue (11/28)
Pass Completions	27	Chiles, Aiden; Michigan State (10/18)
Yards Passing	285	Moore, Dante; vs. Oregon (1/9)
TD Passes	2	Moore, Dante; vs. Oregon (1/9)
Long Pass	59	Altmyer, Luke; Illinois (9/20)
Receptions	8	Smith, Jeremiah; vs. Ohio State (12/6)
Yards Receiving	144	Smith, Jeremiah; vs. Ohio State (12/6)
TD Receptions	1 (9x)	Last: Johnson, Jamari & Salepaga, Roger; vs. Oregon (1/9)
Long Reception	59	Dixon, Collin; Illinois (9/20)
Field Goals	3	Kinney, Daniel; Kennesaw State (9/06)
Long Field Goal	54	Stevens, Drew; at Iowa (9/27)
Punts	8 (2x)	Last: Jack McCallister; at Purdue (11/28)
Punting Avg.	51.5	Conrad, Spencer; Indiana State (9/12)
Long Punt	63 (2x)	Nwosu, Gabe; at Penn State (11/8)
Punts Inside 20	4	McCallister, Jack; at Purdue (11/28)
Long Punt Return	17	Wetjen, Kaden; at Iowa (9/27)
Long Kickoff Return	39	Rochelle, Rashad; Indiana State (9/12)
Tackles	13 (2x)	Last: Vaughns, JonJon; at Oregon (10/11)
Sacks	2.5	Peterson, Darryl; Wisconsin (11/15)
Tackles For Loss	3.0	Curry, Caden; vs. Ohio State (12/6)
Interceptions	1 (7x)	Last: Igbinosun, Davison; vs. Ohio State (12/6)

INDIANA TEAM

	Highs	Lows
Points	73 Indiana State (9/12)	13 vs. Ohio State (12/6)
First Downs	33 Indiana State (9/12)	17 vs. Ohio State (12/6)
Yards Rushing	367 at Maryland (11/1)	83 Wisconsin (11/15)
Rushes	57 Old Dominion (8/30)	28 Michigan State (11/18)
Yards Per Rush	9.6 at Purdue (11/28)	2.2 Wisconsin (11/15)
TD Rushes	5 at Purdue (11/28)	0 (3x) Last: vs. Ohio State (12/6)
Yards Passing	379 Indiana State (9/12)	177 vs. Oregon (1/9)
Pass Attempts	32 Old Dominion (8/30)	16 vs. Alabama (1/1)
Pass Completions	26 Indiana State (9/12)	10 at Purdue (11/28)
Yards Per Attempt	12.6 Indiana State (9/12)	6.0 Old Dominion (8/30)
TD Passes	7 Indiana State (9/12)	0 Old Dominion (8/30)
Total Offense	680 Indiana State (9/12)	326 (2x) Last: at Penn State (11/8)
Total Plays	89 Old Dominion (8/30)	54 at Purdue (11/28)
Yards Per Play	10.1 (2x) Last: at Purdue (11/28)	4.8 at Oregon (10/11)
Penalties	8 at Oregon (10/11)	1 (3x) Last: vs. Alabama (1/1)
Penalty Yards	49 vs. Ohio State (12/6)	5 Michigan State (11/18)
Punts	5 at Oregon (9/27)	0 Michigan State (11/18)
Punting Avg	57.0 Indiana State (9/12)	-
Long Punt	57 Indiana State (9/12)	-
Punts Inside 20	3 vs. Ohio State (12/6)	0 (5x) Last: Wisconsin (11/15)
Sacks By	7 Illinois (9/20)	0 at Maryland (11/1)
Interceptions By	3 Old Dominion (8/30)	0 (3x) Last: vs. Alabama (1/1)
Long Punt Return	91 Old Dominion (8/30)	-

OPPONENT TEAM

	Highs	Lows
Points	24 at Penn State (11/8)	0 Indiana State (9/12)
First Downs	20 vs. Oregon (1/9)	5 Indiana State (9/12)
Yards Rushing	218 Old Dominion (8/30)	2 Illinois (9/20)
Rushes	33 at Penn State (11/8)	17 (2x) Last: vs. Alabama (1/1)
Yards Per Rush	9.5 Old Dominion (8/30)	0.1 Illinois (9/20)
TD Rushes	2 (2x) Last: Penn State (11/8)	0 (11x) Last: vs. Alabama (1/1)
Yards Passing	293 Michigan State (10/18)	38 Indiana State (9/12)
Pass Attempts	47 at Purdue (11/28)	15 Wisconsin (11/15)
Pass Completions	30 Michigan State (10/18)	9 Wisconsin (11/15)
Yards Per Attempt	8.8 vs. Ohio State (12/6)	1.9 Indiana State (9/12)
TD Passes	2 vs. Oregon (1/9)	0 (7x) Last: vs. Alabama (1/1)
Total Offense	378 vs. Oregon (1/9)	77 Indiana State (9/12)
Total Plays	74 at Purdue (11/28)	45 (3x) Last: Wisconsin (11/15)
Yards Per Play	7.0 Old Dominion (8/30)	1.5 Indiana State (9/12)
Penalties	9 Old Dominion (8/30)	0 Indiana State (9/12)
Penalty Yards	82 UCLA (10/25)	0 Indiana State (9/12)
Punts	10 Indiana State (9/12)	2 Michigan State (10/18)
Punting Avg	51.0 Wisconsin (11/15)	-
Long Punt	63 UCLA (10/25)	-
Punts inside 20	4 at Purdue (11/28)	0 Michigan State (10/18)
Sacks By	5 Wisconsin (11/15)	0 (5x) Last: at Purdue (11/28)
Interceptions By	2 UCLA (10/25)	0 (9x) Last: vs. Oregon (1/9)
Long Punt Return	17 at Iowa (9/27)	-

MISCELLANEOUS STATISTICS

OPENING POSSESSIONS

Bolded total means received kickoff that half

FIRST HALF

Opponent	Plays	Yds.	Indiana TOP	FD	Result
OLD DOMINION	11	69	4:57	4	Downs
KENNESAW STATE	3	7	1:19	-	Punt
INDIANA STATE	7	66	3:30	-	Touchdown
ILLINOIS	3	2	2:03	-	Punt
at Iowa	2	24	0:43	1	Touchdown
at Oregon	5	22	1:27	1	Field Goal
MICHIGAN STATE	11	75	5:27	4	Touchdown
UCLA	7	35	2:12	2	Interception
at Maryland	3	5	1:20	-	Interception
at Penn State	3	8	2:06	-	Punt
WISCONSIN	9	72	4:25	3	Touchdown
at Purdue	3	-	0:58	-	Punt
vs. Ohio State	8	24	4:25	2	Punt
vs. Alabama	3	(-5)	2:00	-	Punt
vs. Oregon	11	75	6:31	4	Touchdown
vs. Miami (Fla.)					

SECOND HALF

Opponent	Plays	Yds.	Indiana TOP	FD	Result
OLD DOMINION	8	75	3:51	2	Touchdown
KENNESAW STATE	8	73	3:52	3	Touchdown
INDIANA STATE	4	72	1:22	1	Touchdown
ILLINOIS	7	75	3:22	2	Touchdown
at Iowa	7	27	3:33	2	Punt
at Oregon	3	(-1)	1:22	-	Punt
MICHIGAN STATE	4	75	1:51	2	Touchdown
UCLA	10	75	5:45	2	Touchdown
at Maryland	6	63	3:07	2	Touchdown
at Penn State	11	37	6:03	3	Field Goal
WISCONSIN	6	27	3:36	1	Punt
at Purdue	11	89	7:17	4	Touchdown
vs. Ohio State	7	88	3:30	2	Touchdown
vs. Alabama	10	79	5:40	3	Touchdown
vs. Oregon	11	75	6:08	4	Touchdown
vs. Miami (Fla.)					

Opponent	Plays	Yds.	TOP	FD	Result
	1	75	0:11	-	Touchdown
	3	7	1:38	-	Punt
	3	(-1)	1:27	-	Punt
	5	13	2:14	1	Punt
	2	1	0:44	-	Interception
	7	21	3:51	1	Downs
	13	55	6:53	3	Field Goal
	2	(-2)	0:51	-	Interception
	4	6	1:39	-	Field Goal
	9	18	4:35	2	Punt
	13	48	7:39	3	Missed Field Goal
	2	-	0:42	-	Interception
	4	17	1:38	1	Interception
	8	18	4:08	2	Punt
	1	-	0:08	-	Interception

Opponent	Plays	Yds.	TOP	FD	Result
	4	14	1:09	1	Punt
	6	44	2:21	2	Field Goal
	3	2	1:42	-	Punt
	3	(-6)	1:39	-	Punt
	5	19	2:22	1	Punt
	5	15	2:13	1	Punt
	10	43	5:13	2	Missed Field Goal
	4	16	1:27	1	Punt
	4	75	2:06	1	Touchdown
	2	0	0:16	-	Interception
	3	4	1:38	-	Punt
	5	15	2:51	1	Fumble
	5	11	3:23	1	Punt
	3	3	1:34	-	Punt
	2	75	1:02	1	Touchdown

EFFICIENCY CHARTS

Opponent	Third Down and...										Total	4th Down	Red Zone
	1	2	3	4	5	6	7	8	9	10+			
OLD DOMINION	3-5	3-4	2-4	1-1	0-2	-	1-1	-	-	-	10-17	0-2	4-7
KENNESAW STATE	-	2-2	0-1	0-1	1-1	-	1-2	0-1	-	1-1	5-9	1-2	7-7
INDIANA STATE	2-2	1-1	-	1-1	-	0-2	-	-	-	2-2	6-8	-	9-9
ILLINOIS	-	2-2	0-1	3-3	1-1	-	-	-	1-1	1-3	8-11	1-1	5-5
at Iowa	0-1	3-6	-	1-2	-	1-1	0-1	-	-	1-4	6-15	0-3	1-1
at Oregon	0-1	0-1	1-1	2-2	-	1-2	0-1	1-4	-	0-2	5-14	0-1	5-5
MICHIGAN STATE	2-2	1-3	-	1-1	-	-	-	-	-	1-2	5-8	1-2	2-3
UCLA	2-2	1-2	1-1	1-3	3-3	-	1-1	1-1	2-2	0-1	12-16	2-2	6-7
at Maryland	0-1	3-3	1-2	-	0-2	-	2-2	1-1	-	1-2	8-13	1-1	5-5
at Penn State	0-1	-	0-1	1-2	1-1	1-1	1-1	-	0-2	1-3	5-12	1-1	5-5
WISCONSIN	5-5	0-2	-	-	1-1	-	0-1	1-1	-	0-2	7-12	-	3-3
at Purdue	2-2	-	-	0-1	1-1	-	0-1	-	-	1-3	4-8	-	4-4
vs. Ohio State	-	2-3	-	1-2	-	2-3	0-2	1-1	-	0-2	6-13	1-1	3-4
vs. Alabama	2-2	1-1	2-2	1-2	0-1	-	-	3-3	0-1	0-2	9-14	-	3-3
vs. Oregon	1-1	1-1	2-3	4-4	1-2	-	1-2	1-1	-	-	11-14	-	5-5
vs. Miami (Fla.)													
TOTALS	----- 48-72 ----- 3rd-and-Short: 67%				----- 38-64 ----- 3rd-and-Medium: 59%				----- 21-48 ----- 3rd-and-Long: 44%		107-184 58%	8-16 50%	67-73 92%

MISCELLANEOUS STATISTICS

TIME OF POSSESSION

Opponent	Score	1st Qtr	2nd Qtr	3rd Qtr	4th Qtr	1st Half	2nd Half	Overall
OLD DOMINION	27-14	8:44	8:30	11:55	12:19	17:14	24:14	41:28
KENNESAW STATE	56-9	10:44	4:53	7:03	9:50	15:37	16:53	32:30
INDIANA STATE	73-0	10:53	6:58	7:59	7:47	17:51	15:46	33:37
ILLINOIS	63-10	6:51	9:16	12:34	11:02	16:07	23:36	39:43
at Iowa	20-15	6:17	5:31	8:04	7:26	11:48	15:30	27:18
at Oregon	30-20	8:45	4:01	7:12	13:12	12:46	20:24	33:10
MICHIGAN STATE	38-13	5:27	4:22	7:42	11:15	9:49	18:57	28:46
UCLA	56-6	8:42	6:48	9:43	10:21	15:30	20:04	35:34
at Maryland	55-10	10:18	11:20	8:45	9:59	21:38	18:44	40:22
at Penn State	27-24	7:00	9:09	9:39	4:49	16:09	14:28	30:37
WISCONSIN	31-7	4:25	8:23	9:11	11:59	12:48	21:10	33:58
at Purdue	56-3	4:34	7:44	8:56	5:38	12:18	14:34	26:52
vs. Ohio State	13-10	8:43	9:15	5:04	6:45	17:58	11:49	29:47
vs. Alabama	38-3	10:52	6:02	8:24	9:03	16:54	17:27	34:21
vs. Oregon	56-22	6:31	8:24	10:25	5:53	14:55	16:18	31:13
vs. Miami (Fla.)								

RED ZONE RECAP

INDIANA			
Opponent	Scores/Chances	Result	Pct.
OLD DOMINION	4/7	2 TD, 2 FG, 2 Downs, 1 End of Game	57%
KENNESAW STATE	7/7	7 TD	100%
INDIANA STATE	9/9	8 TD, 1 FG	100%
ILLINOIS	5/5	5 TD	100%
at Iowa	1/1	1 TD	100%
at Oregon	5/5	3 TD, 2 FG	100%
MICHIGAN STATE	2/3	1 TD, 1 FG, 1 Downs	67%
UCLA	6/7	6 TD, INT	86%
at Maryland	5/5	4 TD, 1 FG	100%
at Penn State	5/5	3 TD, 2 FG	100%
WISCONSIN	3/3	2 TD, 1 FG	100%
at Purdue	4/4	4 TD	100%
vs. Ohio State	3/4	1 TD, 2 FG, 1 Missed FG	75%
vs. Alabama	3/3	2 TD, 1 FG	100%
vs. Oregon	5/5	5 TD	100%
vs. Miami (Fla.)			
TOTAL	67/73	54 TD, 13 FG	92%
3 Downs, 1 End of Game, 1 INT, 1 Missed FG			

OPPONENT			
Opponent	Scores/Chances	Result	Pct.
OLD DOMINION	-/-	-	-
KENNESAW STATE	2/2	2 FG	100%
INDIANA STATE	-/-	-	-
ILLINOIS	-/-	-	-
at Iowa	1/1	1 TD	100%
at Oregon	2/3	2 FG, 1 Missed FG	67%
MICHIGAN STATE	3/3	1 TD, 2 FG, 1 Downs	100%
UCLA	1/1	1 FG	100%
at Maryland	1/2	1 FG, 1 Downs	50%
at Penn State	4/4	3 TD, 1 FG	100%
WISCONSIN	-	-	-
at Purdue	1/1	1 FG	100%
vs. Ohio State	2/4	1 TD, 1 FG, 1 Downs, 1 Missed FG	50%
vs. Alabama	1/1	1 FG	100%
vs. Oregon	3/3	3 TD	100%
vs. Miami (Fla.)			
TOTAL	21/26	9 TD, 12 FG	81%
2 Missed FG, 3 Downs			