



INDIANA

2025 FOOTBALL GAME NOTES



GAME CENTER

GAME FIFTEEN // FRIDAY, JANUARY 9, 2026 // ESPN // 7:30 PM ET
MERCEDES-BENZ STADIUM (71,000) // ATLANTA, GEORGIA



TELEVISION: ESPN
Sean McDonough (pbp), Greg McElroy (analyst),
Laura Rutledge & Molly McGrath (sideline)



RADIO: INDIANA HOOSIER SPORTS NETWORK
Don Fischer (pbp), Buck Suhr (analyst), John Herrick



SIRIUSXM: CHANNEL 84

2025 SCHEDULE



A30 // OLD DOMINION // W, 27-14 // 47,109
Memorial Stadium // Bloomington, Indiana



S6 // KENNESAW STATE // W, 56-9 // 43,801
Memorial Stadium // Bloomington, Indiana



S12 // INDIANA STATE // W, 73-0 // 46,219
Memorial Stadium // Bloomington, Indiana



S20 // ILLINOIS // W, 63-10 // 56,088
Memorial Stadium // Bloomington, Indiana



S27 // at Iowa // W, 20-15 // 69,251
Kinnick Stadium // Iowa City, Iowa



O11 // at Oregon // W, 30-20 // 59,625
Autzen Stadium // Eugene, Oregon



O18 // MICHIGAN STATE // W, 38-13 // 55,165
Memorial Stadium // Bloomington, Indiana



O25 // UCLA // W, 56-6 // 54,867
Memorial Stadium // Bloomington, Indiana



N1 // at Maryland // W, 55-10 // 46,185
SECU Stadium // College Park, Maryland



N8 // at Penn State // W, 27-24 // 105,231
Beaver Stadium // University Park, Pennsylvania



N15 // WISCONSIN // W, 31-7 // 55,042
Memorial Stadium // Bloomington, Indiana



N28 // at Purdue // W, 56-3 // 59,807
Ross-Ade Stadium // West Lafayette, Ind.



D6 // vs. Ohio State // W, 13-10 // 68,241
Lucas Oil Stadium // Indianapolis, Ind.



J1 // vs. Alabama // W, 38-3 // 90,278
Rose Bowl Stadium // Pasadena, Calif.



J9 // vs. Oregon // 7:30 p.m. // ESPN
Mercedes-Benz Stadium // Atlanta, Georgia

BY THE NUMBERS

1

Indiana is the first top-four seed in the 12-team College Football Playoff era (2024-present) to win a game in the tournament.

3

Indiana will make its third appearance in the Peach Bowl and its first since 1990.

25

IU has 25 victories since the start of the 2024 season, which ranks No. 3 nationally and is the most in any two-year stretch in program history.

OREGON DUCKS

Ranking (AP/Coaches/CFP) 5/5/5
Last Game W, 23-0 vs. No. 4/4/4 Texas Tech
Head Coach Dan Lanning
Record at Oregon (Year) 48-7 (4th)
Career Record (Year) Same



13-1, 8-1 BIG
1-0 AT NEUTRAL SITE

VS.



14-0, 9-0 BIG
2-0 AT NEUTRAL SITE

INDIANA HOOSIERS

Ranking (AP/Coaches/CFP) 1/1/1
Last Game W, 38-3 vs. No. 11/11/9 Alabama
Head Coach Curt Cignetti
Record at IU (Year) 25-2 (2nd)
Career Record (Year) 144-37 (15th)

SETTING THE SCENE

- No. 1/1/1 Indiana will face No. 5/5/5 Oregon in the Chick-fil-A Peach Bowl as part of the College Football Playoff Semifinals on Friday (Jan. 9) at 7:30 p.m. inside Mercedes-Benz Stadium in Atlanta, Georgia, on ESPN.
- The game marks Indiana's third appearance in the Peach Bowl and first since 1990. Indiana is 0-2 in the game, losing to Auburn (1990) and Tennessee (1988).
- The matchup between the Hoosiers and the Ducks marks the fifth game in the series history with a 2-2 record between the programs. The two teams met earlier this season when Indiana won 30-20 at Oregon (10/11).

NEWS & NOTES

- Indiana won its first ever Rose Bowl Game when it defeated No. 11/11/9 Alabama, 38-3, in the first meeting between the two programs. It was Indiana's second ever Rose Bowl Game appearance and first since 1968.
- Indiana handed Alabama its first 30-point loss of the 21st century in the 112th Rose Bowl Game. The Crimson Tide were the only FBS team not to lose by 30-plus points in the FBS entering the game.
- The Offensive MVP of the game was the Indiana offensive lineman **Pat Coogan** and the Defensive MVP was defensive back **D'Angelo Ponds**.
- Indiana is the first top-four seed in the 12-team College Football Playoff era (2024-present) to win a game in the tournament.
- Since 2024, Indiana has multiple rushing touchdowns in 21 of 26 games and owns a 20-1 record in those contests. IU has multiple scores on the ground in 10 of 14 games in 2025. **MORE ON PAGE 8**
- IU moved its season yards rushing total to 3,090 for its second-ever 3,000-yard rushing season in program history. The only other 3,000-yard season was in 2014 when it finished with 3,163 yards behind **Tevin Coleman**'s 2,036-yard season.
- With 3.0 sacks in the game, IU moved its season total to 41.0 and produced just the second 40-sack season in IU history.
- The 25 victories since the beginning of the 2024 season are the most in any two-year span in program history and rank No. 3 nationally in that time. The 17 Big Ten wins during that span are also the most in a two-year stretch in IU history. **MORE ON PAGE 4**
- Indiana's first scoring drive was the longest of the season in terms of plays (16) and time of possession (8:55). The previous long was a 15-play drive lasting 8:38 at Penn State that also ended in a second-quarter field goal by **Nico Radicic**.
- Indiana postseason offensive record books added the following records: Completion Percentage - .875 (14-of-16) and Touchdown Passes - 3 (Tied; Duke, 2015 Pinstripe Bowl).
- With 38 points, Indiana scored the second-most points in a postseason game in program history, just behind the 41 points against Duke in the 2015 Pinstripe Bowl.
- The Indiana postseason defensive record books added the following records: Fewest First Downs Allowed - 11 and Fewest Rushing Attempts - 17.
- The three points allowed are the second-fewest points allowed by an IU team in a postseason game, behind the 1991 Cooper Bowl shutout of Baylor.
- Alabama's 193 yards of total offense are the second-fewest allowed in a postseason game by Indiana and the fewest since the 1988 Liberty Bowl versus South Carolina (153).
- **Curt Cignetti**'s 25 victories in his first two seasons at Indiana are the most in Big Ten history by a coach in his first two seasons at a school. He passed Urban Meyer (24, 2012-13; Ohio State) to set the record.
- Indiana had its first perfect regular season in program history with a 12-0 record and is 14-0 for the first time after the Rose Bowl Game. The only other IU team to finish without a loss is the 1945 team at 9-0-1. The 14 victories are the most in a single season.
- The Hoosiers are 45-27-1 all-time as a ranked team, which includes a 2-3 record on a neutral site.
- Head coach **Curt Cignetti** started a season at least 10-0 for the third-straight season, after he started back-to-back seasons at 10-0 (Indiana, 2024; James Madison, 2023) and has at IU at 14-0 entering the Peach Bowl Game.

WHAT'S INSIDE

P1 Setting the Scene/News & Notes
P2 Media Information/Quick Facts
P3 Oregon: Past & Present
P4-6 Team Notes
4 Win Streaking
P7-16 Positional Notes
7 Quarterbacks
8 Running Backs
9 Wide Receivers
10 Tight Ends

11 Offensive Line
12 Linebackers
13 Defensive Line
14 Cornerbacks
15 Safeties/Rovers
16 Specialists
P17 Head Coach Curt Cignetti
P18 Coaching Staff
P19-21 2025 Roster

P22-40 Statistics
22 BIG Standings/NCAA Rankings
23 The Last Time
24 Scoring Drives
25-27 Team Stats
28-30 Individual Game-by-Game
31-32 Turnover Tracker
33-34 Long Plays
35-37 Participation/Starters
38-40 Superlatives/Misc. Stats
P40-75 Student-Athlete Bios





GAME WEEK MEDIA SCHEDULE

MONDAY	TUESDAY	WEDNESDAY	THURSDAY	FRIDAY	SATURDAY
5:10 p.m. ET Open Practice (15 minutes)	7 p.m. ET Four Defensive Players Zoom	~ 9 p.m. ET Coordinators & Select Players	9:30 a.m. ET Head Coaches Press Conference	7:30 p.m. ET Indiana vs. Oregon Mercedes-Benz Stadium TV: ESPN	No media availability
7 p.m. ET Four Offensive Players Zoom				Head coach Curt Cignetti and selected student-athletes available following the game.	

MEDIA INFORMATION

STRATEGIC COMMUNICATIONS CONTACTS

Associate athletic director for strategic communications and football contact **Jeff Keag** (812-219-2925 cell, jkeag@iu.edu) and assistant athletic director for strategic communications **Greg Campbell** (814-876-0824 cell, campbeg@iu.edu) handle all media requests for the Indiana football program.

WEEKLY PRESS CONFERENCE

Indiana head coach **Curt Cignetti** will hold his weekly press conference every Monday during the regular season at 12 p.m. ET in the Don Croftcheck Team Room. Lunch will be provided. Live streaming will be made available on IUHoosiers.com and a transcript will be provided by ASAP Sports.

PRACTICE SCHEDULE

Practices are closed to the media. Selected student-athletes will be made available in the Don Croftcheck Team Room in the North End Zone complex on Tuesdays.

INTERVIEW REQUESTS

All requests for head and assistant coaches should be directed to **Jeff Keag**. Student-athlete requests can be made to **Greg Campbell**. Personal phone numbers will not be made available to media. Student-athletes have been instructed not to conduct interviews when contacted without prior approval from the strategic communications staff. Please contact Campbell if you would like to contact student-athlete family members.

POSTGAME INTERVIEW POLICY

The Indiana locker room is closed at all times. A strategic communications staff member will collect student-athlete requests in the press box midway through the fourth quarter. Requested student-athletes will be available in the weight room of the North End Zone Complex immediately following head coach **Curt Cignetti's** post-game press conference. Cignetti will be available in the Football Team Room of the North End Zone Complex following his post-game radio duties. Post-game interviews on the road will be held in accordance with the host school's procedures.

CREDENTIALS

Working credentials for the 2025 Indiana football season must be requested at iuhoosiers.com/FBCredentials. All requests will be held at media will call, which is located at ticket booth No. 3 on the west side of Memorial Stadium and opens three hours prior to kickoff.

IUHOOSIERS.COM

IUHoosiers.com is the official website of the Indiana football program. This is the best and most efficient way for media wishing to receive updated information on Indiana football.

SOCIAL MEDIA

Follow Indiana Football on Twitter and Instagram (@IndianaFootball) and Facebook (facebook.com/IndianaFootball). Head coach **Curt Cignetti** is on Twitter (@CCignettiIU).

QUICK FACTS

UNIVERSITY FACTS

Location	Bloomington, Ind.
Population	79,986
Founded	1820
Joined Big Ten	1899
First Year of Big Ten Football	1900
Enrollment	48,952
Nickname	Hoosiers
Colors	Cream and Crimson
Marching Band	Marching Hundred
President	Pamela Whitten
Director of Athletics	Scott Dolson
Faculty Representative	Dr. Kurt Zorn
Ticket Office Phone	866-IUSPORTS
Website	IUHoosiers.com
Twitter	@IndianaFootball, @CCignettiIU
Facebook/Instagram	@IndianaFootball

HEAD COACH

Head Coach	Curt Cignetti
Alma Mater	(West Virginia '82; Pittsburgh '84)
Career Record (Yrs)	144-37 (15th Season)
Record at Indiana (Yrs)	25-2 (2nd)

COACHING STAFF

Bryant Haines - Defensive Coordinator/Linebackers
Mike Shanahan - Offensive Coordinator/Wide Receivers
Grant Cain - Special Teams Coordinator/Tight Ends
Ola Adams - Safeties/Defensive Backs
Bob Bostad - Offensive Line/Run Game Coordinator
Pat Kuntz - Defensive Tackles
John Miller - Running Backs
Rod Ojong - Cornerbacks
Chandler Whitmer - Quarterbacks/Co-Offensive Coordinator
Buddha Williams - Defensive Ends
Derek Owings - Director of Athletic Performance

STRATEGIC COMMUNICATIONS

Football Contact/Curt Cignetti	Jeff Keag
Cell Phone	812-219-2925
Email	jkeag@iu.edu
Primary Contact/Student-Athletes	Greg Campbell
Cell Phone	814-876-0824
Email	campbeg@iu.edu
Secondary Contact	Jackson Yeary
Cell Phone	317-370-6557
Email	jbyeary@iu.edu
Fax	812-855-9401
Press Box Phone	812-855-2754

TEAM INFORMATION

Offensive Formation	Multiple
Defensive Formation	Multiple
Letterwinners Returning/Lost	38/48
Offense	18/25
Defense	17/19
Special Teams	3/4
Starters Returning/Lost	11/11
2024 Overall Record	11-2
2024 Big Ten Record/Finish	8-1/2nd

PRONUNCIATION GUIDE

Ajani, Adedamola . . . uh-john-knee, add-E-duh-mole-uh
Ciongoli, Ace . . . see-in-goalie
Benson, Khalil . . . kuh-leal
Black, Kaelon . . . kay-lawn
Calhoun, Keishaun . . . key-shaun
Cuono, Sean . . . Coo-no
Ferrell, Amare . . . Uh-marr-ee Fair-ul
Franke, Brendan . . . frank-E
Hall, Jhrevious . . . juh-ray-V-us
Hardy, Rolijah . . . row-lie-juh
Hemby, Roman . . . Him-bee
Kamara, Mikail . . . muh-kyle kuh-marr-uh
Leibfried, Austin . . . lieb-freed

Marek, Matt . . . mare-ick
Massel IV, Bruno . . . mass-ull
Michalski, Zen . . . muh-hall-ski
Monette, Jamari . . . moe-nay
Ndukwe, Daniel . . . N-duke-way
Nowakowski, Riley . . . No-uh-cow-ski
Placzek, Joshua . . . plah-check
Radacic, Nico . . . rad-uh-chich, knee-ko
Sarratt, Elijah . . . suh-rat
Staes, Holden . . . stays
Stewart Jr., Seaonta . . . see-on-tay
Tucker, Tyrique . . . tie-reek
Wheeler, Hosea . . . Ho-zay-uh

OREGON: PAST AND PRESENT



INDIANA HOOSIERS

14-0, 9-0 Big Ten

2025 STATISTICAL LEADERS

Passing	Fernando Mendoza	240-of-332, 3,172 yds, 36 TD, 6 INT
	Alberto Mendoza	18-of-24, 286 yds, 5 TD, 1 INT
Rushing	Roman Hemby	194 for 1,007 yds, 7 TD
	Kaelon Black	157 for 898 yds, 8 TD
Receiving	Omar Cooper Jr.	61 for 849 yds, 12 TD
	Elijah Sarratt	55 for 727 yds, 13 TD
Tackles	Charlie Becker	28 for 566 yds, 3 TD
	Rolijah Hardy, LB	92 tkls, 14.0 TFL, 8.0 sacks
Sacks	Aiden Fisher, LB	84 tkls, 8.0 TFL, 3.5 sacks, 2 INT, 1 FF, 1 FR
	Louis Moore, DB	76 tkls, 2.5 TFL, 6 INT
Interceptions	Rolijah Hardy, LB	8.0
	Isaiah Jones, LB	7.0
Scoring	Stephen Daley, DL	5.5
	Tyrique Tucker, DL	5.5
Sacks	Louis Moore, DB	6
	Amare Ferrell, DB	4
Interceptions	Devan Boykin, DB	2
	Aiden Fisher, LB	2
Scoring	Nico Radacic, K	124 pts
	Omar Cooper Jr., WR	78 pts
Sacks	Elijah Sarratt, WR	78 pts



OREGON DUCKS

13-1, 8-1 Big

2025 STATISTICAL LEADERS

Passing	Dante Moore	272-of-373, 3,280 yds, 28 TD, 9 INT
	Brock Thomas	12-of-16, 130 yds, 1 TD
Rushing	Noah Whittington	129 for 829 yds, 6 TD
	Jordan Davison	113 for 667 yds, 15 TD
Receiving	Kenyon Sadiq	46 for 531 yds, 8 TD
	Malik Benson	41 for 696 yds, 6 TD
Tackles	Jeremiah McClellan	33 for 493 yds, 3 TD
	Bryce Boettcher, LB	125 tkls, 4.5 TFL, 1.0 sacks, 1 INT, 2 FF
Sacks	Dillon Thieneman, DB	86 tkls, 3.5 TFL, 1.0 sacks, 2 INT
	Teitum Tuioti, LB	66 tkls, 16.0 TFL, 9.5 sacks, 2 FF
Interceptions	Teitum Tuioti, LB	9.5
	Matayo Uiagalelei, LB	6.0
Scoring	Blake Purchase, LB	2
	Nasir Wyatt, LB	2
Sacks	Brandon Finney, DB	3
	Three players tied	2
Interceptions	Atticus Sappington, K	106 pts
	Jordan Davison, RB	90 pts
Scoring	Kenyon Sadiq, TE	48 pts



NATIONAL RANKINGS

Indiana	Category	Oregon
Avg.	NCAA Rank	NCAA Rank
468.1	7	14
220.7	11	15
226.6	46	38
41.6	3	9
252.6	2	6
73.7	2	19
178.9	18	4
10.3	2	6
1.29	2	16
.565	1	27
.500	88	35
.912	17	68
.783	29	100
342	3	12
176	1	16
3.57	3	29
33:26	5	37
95.8	1	4
94.4	2	8
86.2	12	15

LAST MEETING

	1Q	2Q	3Q	4Q	F
	10	3	7	10	30
	7	3	3	7	20

GAME SIX \ OCTOBER 11, 2025
AUTZEN STADIUM \ EUGENE, OREGON

1st	09:42	IND	Radacic 42 yd field goal	3-0
	05:15	ORE	Benson 44 yd pass from Moore (Sappington kick) 3-7	
	00:15	IND	Hemby 3 yd run (Radacic kick) 9 plays, 75 yards, TOP 5:00	10-7
2nd	09:18	ORE	Sappington 40 yd field goal 12 plays, 53 yards, TOP 5:57	10-10
	00:01	IND	Franke 58 yd field goal 3 plays, 40 yards, TOP 0:23	13-10
3rd	07:10	ORE	Jackson 33 yd field goal 8 plays, 22 yards, TOP 3:19	13-13
	02:16	IND	Hemby 2 yd run (Radacic kick) 9 plays, 75 yards, TOP 4:54	20-13
4th	12:42	ORE	Finney 35 yd interception return (Sappington kick) 20-20	
	06:23	IND	Sarratt 8 yd pass from Mendoza (Radacic kick) 12 plays, 75 yards, TOP 6:19	27-20
	02:06	IND	Radacic 22 yd field goal 9 plays, 28 yards, TOP 3:57	30-20

	IND	ORE
First Down	22	14
Rushing Yards	111	81
Passing Yards	215	186
Comp-Att-Int	20-31-1	21-34-2
Total Offense	326	267
Fumble Returns: Number-Yds	--	--
Punt Returns-Yards	1-0	2-8
Kickoff Returns-Yards	--	--
Interceptions: Number-Yds	2-0	1-35
Punt	5-192	4-201
Fumbles-Lost	1-0	--
Penalties-Yards	8-45	7-64
Possession Time	33:10	26:50
Third-Down Conversions	5 of 14	3 of 14
Fourth-Down Conversions	0 of 1	3 of 4
Red-Zone Scores-Chances	5-5	2-3
Sacks By: Number-Yards	6-35	1-9

ROSE BOWL HISTORY

All-Time	.Tied, 2-2
In Bloomington	Oregon leads, 1-0
In Eugene	Indiana leads, 2-0
Neutral Site	Oregon leads, 1-0

Longest Indiana Win Streak	2 (2004-)
Longest Oregon Win Streak	2 (1963-64)

Largest Margin of Victory	10 (30-20) - 2025
Largest Margin of Defeat	8 (29-21) - 1964

Most Points Scored	30 (2004 & 2025)
Most Points Allowed	29 (1964)

Date	Winner - Score	Site
10/11/2025	Indiana - 30-20	A
9/11/2004	Indiana - 30-24	A
11/14/1964	Oregon - 29-21	H
11/16/1963	Oregon - 28-22	N

RUSHING (Att-Yards): Indiana- Hemby, Roman 19-70, Black, Kaelon 7-31, Mendoza, Fernando 6-31, Cooper Jr., Omar 1-minus 4; TEAM 4-minus 17. Oregon- Davison, Jordan 8-59, Whittington, Noah 5-27, Limar, Jayden 3-17, Moore, Dakorien 1-7, Canady, Jadon 1-1, Hill Jr., Dierre 3-minus 3, Moore, Dante 9-minus 27.

PASSING (Comp-Att-TD-Yards): Indiana- Mendoza, Fernando 20-31-1-215. Oregon- Moore, Dante 21-34-2-186.

RECEIVING (Rec-Yards): Indiana- Sarratt, Elijah 8-121, Cooper Jr., Omar 7-58, Nowakowski, Riley 3-11, Hemby, Roman 2-25. Oregon- Moore, Dakorien 4-39, Bryant Jr., Gary 4-37, Davison, Jordan 4-9, Whittington, Noah 3-15, Sadiq, Kenyon 2-21, Benson, Malik 1-44, McClellan, Jeremy 1-13, Limar, Jayden 1-5, Johnson, Jamari 1-3.

INTERCEPTIONS (INT-Yards): Indiana- Jones, Isaiah 1-0, Moore, Louis 1-0. Oregon- Finney, Brandon 1-35.

FUMBLES (FR-Yards): Indiana- Black, Kaelon 1-0. Oregon- None.

SACKS (UA-A): Indiana- Wyatt, Kellan 1-1, Fisher, Aiden 1-1, Landino, Mario 0-2, Jones, Isaiah 1-0, Hardy, Rolijah 1-0. Oregon- Washington, A'Mauri 1-0.

TACKLES (UA-A): Indiana- Hardy, Rolijah 4-9, Fisher, Aiden 4-9, Jones, Isaiah 3-5, Moore, Louis 0-8, Ferrell, Amare 3-4, Ponds, D'Angelo 2-2, Boykin, Devan 1-3, Landino, Mario 1-3, Wheeler, Hosea 1-2, Wyatt, Kellan 1-2, Sharpe, Jamari 0-2, Kamara, Mikail 0-2, Ratcliff, Dominique 1-0, Tucker, Tyrique 0-1, Becker, Charlie 0-1, Vanhorne, Solomon 0-1. Oregon- Boettcher, Bryce 5-6, Flowers, Aaron 5-3, Thieneman, Dillon 5-3, Alexander, Bear 4-2, Finney, Brandon 4-0, Canady, Jadon 2-2, Tuioti, Teitum 2-2, Washington, A'Mauri 3-0, Jackson, Devon 0-3, Mixon, Jerry 2-0, Purchase, Blake 2-0, Obidegwu, Ify 1-0, Laulea, Sione 0-1, Gray, Tionne 0-1, Uiagalelei, Matayo 0-1.

TEAM NOTES

NUMBERS DON'T LIE

Head coach **Curt Cignetti** brought a winning pedigree to Bloomington and has only continued that since, sporting a 144-37 career record over 15 years as a head coach. His stout record stands for an .863 winning percentage, for the third-best of all active FBS head coaches. *Research by College Football Network.*

Active FBS Head Coaches by Winning Percentages

Coach	School	Pct.
1. Ryan Day	Ohio State	.880
2. Dan Lanning	Oregon	.873
3. Curt Cignetti	Indiana	.863
4. Kirby Smart	Georgia	.844
5. Dabo Swinney	Clemson	.782
6. Jon Sumrall	Tulane	.778
7. Kalen DeBoer	Alabama	.763
8. Spencer Danielson	Boise State	.750
9. Lincoln Riley	USC	.723
10. Jeff Taylor	UTSA	.663

PACKING & DEFENDING THE ROCK

In just his second year at the helm of the Indiana program, head coach **Curt Cignetti** has made Merchants Bank Field at Memorial Stadium a daunting place for opposing teams to play.

The Hoosiers are 15-0 in home games on Merchants Bank Field at Memorial Stadium under Cignetti. The 15-straight home wins is also a program record and leads the nation in active home-winning streak.

Starting with the Nebraska game on Oct. 19, 2024, Indiana sold out its final four home contests of the 2024 season. The Nebraska sellout was the program's first since 2021. Indiana did the same thing in 2025, selling out its last four home games in 2025 (Illinois, Michigan State, UCLA, Wisconsin).

In 2024, Indiana defeated seven of their eight home opponents by double digits and won on average by 35.5 points at home.

In 2025, Indiana improved upon that, winning all seven of its home games by double digits, with an average margin of victory of 40.7 points. Six of those wins came by at least 24 points and three were by 50-plus.

Across both seasons, Indiana has defeated its home opponents by an average of 37.9 points.

#PROIU

Indiana is represented by 13 alums in the National Football League to start the 2025 season, which includes eight offensive players and five defensive players.

The longest tenured Hoosiers in the NFL are **Dan Feeney** (9th), **Nate Sudfeld** (9th), **Ian Thomas** (8th) and **Nick Westbrook-Ikhine** (7th), who have all spent at least five seasons in the league.

Of the 13, five of the Hoosiers in the league are rookies who played for **Curt Cignetti** in 2024.

Dan Feeney	Tampa Bay Buccaneers
Luke Haggard	Tampa Bay Buccaneers
Zach Horton	Detroit Lions
Cam Jones	New York Jets
Raheem Layne*	New York Giants
Marcelino McCrary-Ball	New York Jets
Micah McFadden^	New York Giants
Myles Price	Minnesota Vikings
Kurtis Rourke^	San Francisco 49ers
Ian Thomas	Las Vegas Raiders
CJ West	San Francisco 49ers
Nick Westbrook-Ikhine	Miami Dolphins
Ke'Shawn Williams	Pittsburgh Steelers

* - Practice Squad | ^ - Injured Reserve

CHANGING THE CULTURE

When he arrived in Bloomington, head coach Curt Cignetti talked about injecting life into the fan base, and with a 15-0 record on Merchants Bank Field at Memorial Stadium, he has done just that.

Since the stadium capacity expanded to 50,000-plus in 1970, Indiana has sold out 18 home games. Of those 18, eight have come under Cignetti's watch. Since 1970, only six seasons have featured multiple sellouts, with 2024 and 2025 among those.

The four sellouts in both 2024 and 2025 mark the second-most in a single season in program history, with the 1969 team selling out all five home games.

Single Season Sellouts

- 1969 (5) - Cal, Minnesota, Illinois, Iowa, Purdue*
- 2025 (4) - Illinois, Michigan State, UCLA, Wisconsin
- 2024 (4) - Nebraska, Washington, Michigan, Purdue
- 1968 (3) - Illinois, Michigan, Minnesota
- 2021 (2) - Cincinnati, Ohio State
- 2017 (2) - Ohio State, Michigan
- * - All five home games sold out.

PORTAL POWER

For a second consecutive year, Indiana's roster features plenty of transfer portal flavor. In **Curt Cignetti's** first season, he brought in 30 transfers ahead of the 2024 campaign.

In 2025, the Hoosiers welcome 23 transfers to Bloomington. That list includes 11 offensive players, eight defensive players and four specialists.

There are 22 players from Division I, including 14 Power 4 transfers and one from Division II at their previous schools.

- Name, Pos. (Previous School)
- Oladube Baker, K (Morehouse)
- Kahlil Benson, OL (Colorado)***
- Lee Beebe Jr., RB (UAB)**
- Devan Boykin, DB (NC State)***
- Jonathan Brady, WR (California)**
- Pat Coogan, OL (Notre Dame)***
- Stephen Daley, DL (Kent State)**
- Brendan Franke, K (Texas State)**
- Ryland Gandy, DB (Pittsburgh)***
- Roman Hemby, RB (Maryland)***
- Amariyun Knighten, DB (Northern Illinois)**
- Sam Lindsey, LS (Georgia State)
- Mitch McCarthy, P (UCF)**
- Fernando Mendoza, QB (California)***
- Zen Michalski, OL (Ohio State)***
- Louis Moore, DB (Ole Miss)***
- Tyler Morris, WR (Michigan)
- Riley Nowakowski, TE (Wisconsin)***
- Dominique Ratcliff, DL (Texas State)**
- Holden Staes, TE (Tennessee)***
- Hosea Wheeler, DL (Western Kentucky)***
- Grant Wilson, QB (Old Dominion)**
- Kellan Wyatt, DL (Maryland)***
- Bold - Appeared in 2025 | * - Started in 2025***

WIN STREAKING

Indiana enters the week with a number of streaks that rank among the nation's best and continue to rewrite the program record book. From its rank among active leaders in victories over the past two seasons to a program-best home winning streak, Indiana is among the best teams in the FBS in the win column.

FBS Victories since 2024

Indiana's 25 victories since the start of 2024 and are good for No. 3 nationally. Its two losses are tied for the fewest during that span with two others.

1.	26	Ohio State	26-2
	26	Oregon	26-2
3.	25	Indiana	25-2
4.	24	Notre Dame	24-4
5.	23	BYU	23-4
	23	Georgia	23-4
	23	Texas	23-6

Program Wins in a Two-Year Stretch

Indiana has won 25 games over the past two seasons, which are the most in a two-year span in program history.

1.	25	2024 (11)	2025 (14)
2.	16	1987 (8)	1988 (8)
	16	1944 (7)	1945 (9)
4.	15	1993 (8)	1994 (7)
	15	1967 (9)	1968 (6)
	15	1945 (9)	1946 (6)

Program Big Ten Wins in a Two-Year Stretch

The Indiana win total from the past two seasons stretches further than overall victories, as the 17 victories in Big Ten play are the most all-time at IU.

1.	17	2024 (8)	2025 (9)
2.	11	2019 (5)	2020 (6)
	11	1987 (6)	1988 (5)
4.	10	1967 (6)	1968 (4)
5.	9	2023 (1)	2024 (8)
	9	1993 (5)	1994 (4)
	9	1986 (3)	1987 (6)
	9	1945 (5)	1946 (4)
	9	1944 (4)	1945 (5)

Active FBS Home Winning Streak

One of just three active home winning streaks of 11-or-more games, Indiana enters the week with the longest active home winning streak in the FBS.

1.	15	Indiana	2024-
2.	13	Ohio	2023-
3.	11	Ole Miss	2024-

Program Home Winning Streaks

The 15-game home winning streak is the longest in program history and just the second double-digit win streak all-time.

1.	15	2024-
2.	10	1987-88
3.	7	1991-92
	7	1967-68

AT THE START

Opponent	Coin Toss	Choice	IU 1st Drive	Opponent 1st Drive	Game Captains
OLD DOMINION	Indiana	Deferred - ODU Received	Turnover on Downs	Touchdown	Kaelon Black, Pat Coogan, Aiden Fisher
KENNESAW STATE	Kennesaw State	Deferred - IU Received	Punt	Punt	Pat Coogan, Aiden Fisher, D'Angelo Ponds & Elijah Sarratt
INDIANA STATE	Indiana State	Deferred - IU Received	Touchdown	Punt	Pat Coogan, Aiden Fisher, Riley Nowakowski & Elijah Sarratt
No. 9/8 ILLINOIS	Indiana	Deferred - ILL Received	Punt	Punt	Pat Coogan, Aiden Fisher, Riley Nowakowski & Elijah Sarratt
at Iowa	Indiana	Deferred - IOWA Received	Touchdown	Interception	Pat Coogan, Aiden Fisher, Riley Nowakowski & Elijah Sarratt
at No. 3/2 Oregon	Indiana	Deferred - ORE Received	Field Goal	Turnover on Downs	Pat Coogan, Aiden Fisher, Riley Nowakowski & Elijah Sarratt
MICHIGAN STATE	Indiana	Deferred - MSU Received	Touchdown	Field Goal	Pat Coogan, Aiden Fisher, Roman Hemby & Elijah Sarratt
UCLA	Indiana	Deferred - UCLA Received	Interception	Interception	Pat Coogan, Aiden Fisher, Riley Nowakowski & Elijah Sarratt
at Maryland	Maryland	Deferred - IU Received	Interception	Field Goal	Pat Coogan, Aiden Fisher, Roman Hemby & Elijah Sarratt
at Penn State	Penn State	Deferred - IU Received	Punt	Punt	Kaelon Black, Pat Coogan, Aiden Fisher & Riley Nowakowski
WISCONSIN	Indiana	Deferred - UW Received	Punt	Missed Field Goal	Pat Coogan, Aiden Fisher, Riley Nowakowski & D'Angelo Ponds
at Purdue	Indiana	Deferred - PU Received	Punt	Interception	Pat Coogan, Aiden Fisher, Riley Nowakowski, & Elijah Sarratt
vs. No. 1/1/1 Ohio State	Ohio State	Deferred - IU Received	Punt	Interception	Pat Coogan, Aiden Fisher, Riley Nowakowski, & Elijah Sarratt
vs. No. 11/11/9 Alabama	Alabama	Deferred - IU Received	Punt	Punt	Pat Coogan, Aiden Fisher, Riley Nowakowski & Elijah Sarratt
vs. No. 5/5/5 Oregon					



FAMILY REUNION

When redshirt junior quarterback **Fernando Mendoza** elected to transfer to Indiana after spending three years at California, he reunited with his brother and fellow quarterback, **Alberto Mendoza**, to become teammates for the first time since 2022 when they attended Christopher Columbus High School in Miami together. They are the only active set of brothers to share the same quarterback room in FBS Football.

In the Week 2 win over Kennesaw State, they become the first set of brothers to throw a touchdown pass in the same game of the same team since 2015 when Arkansas' Brandon Allen and Austin Allen did so against UT Martin (10/31/2015).

The brothers followed up with more touchdowns in Week 3 against Indiana State. Fernando accounted for six total scores, including five passing touchdowns, while Alberto threw two touchdowns.

In Week 9 against UCLA, Fernando totaled four touchdowns (3 passing; 1 rushing) and Alberto had one rushing score.

The Mendozas continued their scoring attack in Week 10 at Maryland when Fernando and Alberto each threw for a touchdown.

To cap the regular season, Fernando had two passing touchdowns and one rushing while Alberto threw for one in Week 14 at Purdue.

FRIDAY NIGHT LIGHTS

The 2025 season marks the fourth consecutive year that Indiana plays in a Friday night game.

It is also the first time that the Hoosiers play in two regular season Friday night contests in one season. Indiana defeated Indiana State, 73-0, in Week 3, and won at Purdue, 56-3, in Week 14.

The first Friday game at Merchants Bank Field at Memorial Stadium came at noon in 1995 in a battle for the Old Oaken Bucket and was the only Friday game on IU's campus until 2022 versus Illinois.

Date	Opponent	Score
Nov. 28, 2025	at Purdue	W, 56-3
Sept. 12, 2025	Indiana State	W, 73-0
Dec. 20, 2024	at Notre Dame	L, 17-27
Sept. 6, 2024	Western Illinois	W, 77-3
Sept. 8, 2023	Indiana State	W, 41-7
Sept. 2, 2022	Illinois	W, 23-20
Oct. 26, 2018	at Minnesota	L, 31-38
Sept. 2, 2005	at Central Michigan	W, 20-13
Nov. 24, 1995	Purdue	L, 14-51
Oct. 16, 1987	at Minnesota	W, 18-17
Oct. 21, 1966	at Miami (Fla.)	L, 7-14
Oct. 23, 1964	at Miami (Fla.)	W, 28-14
Oct. 2, 1953	at USC	L, 14-17

The first non-Saturday contest in IU history was against border rival Kentucky on Thursday, November 30, 1893. The two teams played to a 24-24 tie in Lexington.

In all, Indiana holds a 15-6-1 mark in non-Saturday games in program history with an 8-5 mark on Fridays.

WISE BEYOND HIS YEARS

Indiana punter and newcomer **Mitch McCarthy** ranks as the fourth oldest player in FBS football this season. McCarthy is one of seven 27-year-olds in college football, the oldest Big Ten player and the second oldest player in the Power 4. *Research by University of Hawaii Athletics Communications.*

McCarthy, 27, spent three seasons at UCF (2022-24) before coming to IU. He did not begin playing American football until 2022. He spent one year at Village Christian High School in California and participated in basketball before he was selected as the No. 7 overall pick in the 2016 Australian Rules Football Rookie Draft by Collingwood and then trained with ProKick Australia in the fall of 2021.

Age	Name	School	Class	Position
30	Jack Murley	Southern Miss	Fr.	Punter
30	Monte Harrison	Arkansas	So.	Wide Receiver
29	Billy Gowers	Hawaii	Fr.	Punter
27	Mitch McCarthy	Indiana	Sr.	Punter
27	Daniel Hughes	New Mexico	So.	Punter
27	Wilson Berry	Kentucky	Sr.	Punter
27	Bubba Thompson	New Mexico	Fr.	Quarterback
27	Bailey Ettridge	Nevada	Fr.	Punter
27	Nate Torney	Louisiana	Sr.	Punter
27	Aliki Vihami	Utah	Gr.	Defensive Tackle
26	Cory Godinet	UTSA	Sr.	Offensive Line
26	Nathan Tiyce	Mississippi State	Fr.	Punter
26	Jackson Ross	Tennessee	Jr.	Punter

GET OLD, STAY OLD

Since **Curt Cignetti** has took over as Indiana head coach, he has made it a priority to acquire players with vast experience and proven levels of production over potential.

The Hoosiers have 28 players on the roster this year that are in their final year of eligibility in 2025, which ties for the fourth-most of all FBS teams with Hawaii and Navy. Indiana has the second most in the Big Ten. Colorado leads the list with 38 players in their final year. *Research by Georgia Tech Athletic Communications.*

Number of Players in Final Year of Eligibility

38 - Colorado
30 - Mississippi State
30 - Oklahoma State
29 - Illinois
29 - UAB
28 - INDIANA
28 - Hawaii
28 - Navy
27 - Texas Tech
27 - Troy
26 - San Diego State
26 - UTSA
26 - East Carolina
25 - Georgia Tech
25 - Ball State
25 - North Texas
24 - Louisville
24 - Notre Dame
23 - Clemson
23 - Arizona State

BIG RECOGNITION

Indiana had 17 different Hoosiers recognized on the All-Big Ten Teams (including both the Coaches & Media) and seven individual awards won.

Honoree	Pos.	Team
Fernando Mendoza	QB	First Team (coaches & media)
Roman Hemby	RB	Third Team (media)
Omar Cooper Jr.	WR	Second Team (coaches & media)
Elijah Sarratt	WR	Second Team (coaches & media)
Pat Coogan	OL	Second Team (media) & Third Team (coaches)
Carter Smith	OL	First Team (coaches & media)
Riley Nowakowski	TE	Second Team (media) & Third Team (coaches)
Tyrique Tucker	DL	First Team (coaches & media)
Aiden Fisher	LB	First Team (coaches & media)
Rolijah Hardy	LB	Second Team (coaches & media)
Isaiah Jones	LB	Third Team (media)
Louis Moore	DB	First Team (coaches) & Second Team (media)
Amare Ferrell	DB	Second Team (media)
D'Angelo Ponds	DB	First Team (coaches & media)
Nico Radicic	K	First Team (coaches) & Second Team (media)
Jonathan Brady	RS	Second Team (coaches) & Third Team (media)
Mark Langston	LS	First Team (coaches & media)

Honoree	Individual Award
Curt Cignetti	Hayes-Schembechler Coach of the Year (Coaches) Dave McClain Coach of the Year (Media)
Fernando Mendoza	Graham-George Offensive Player of the Year Griese-Brees Quarterback of the Year
Carter Smith	Rimington-Pace Offensive Lineman of the Year
Nico Radicic	Bakken-Andersen Kicker of the Year
James Bomba	Big Ten Sportsmanship Award

ONE-SCORE SQUAD

Indiana head coach **Curt Cignetti** has compiled an impressive 143-37 record across his 15 years as a head coach, including stops at Indiana University of Pennsylvania (2011-16), Elon (2017-18) or James Madison (2019-23).

No matter if he was coaching in the Division II ranks, the FCS level or in the FBS, winning close games is a difference-making part of Cignetti's success with a 30-18 record in games decided by one score.

After going 6-9 in one-score games at IUP, Cignetti has a combined 24-9 record in one-score contests from 2017-25. He went 10-2 in such games at Elon and 10-7 while at James Madison. At Indiana, he is 4-0 in one-score contests. In 2025, Indiana won in Week 5 at Iowa, 20-15, in Week 11 at Penn State, 27-24, and in the Big Ten Championship Game against Ohio State, 13-10. Last season, Indiana defeated Michigan, 20-15, on Nov. 9 on Merchants Bank Field at Memorial Stadium.

Cignetti has never had a losing season as a head coach.

HONORS TRACKER (INDIVIDUAL)

OMAR COOPER JR.

- Biletnikoff Award Semifinalist
- FWAA Second-Team All-America

STEPHEN DALEY

- CBS Sports Second-Team All-America
- On3 Second-Team All-America

AIDEN FISHER

- Bednarik Award Semifinalist
- Lombardi Award Semifinalist
- Dick Butkus Award Semifinalist
- Jason Witten Man of the Year Finalist
- Chuck Bednarik National Defensive Player of the Week (Week 7)
- Walter Camp National Defensive Player of the Week (Week 7)
- CBS Sports First-Team All-America
- The Athletic Second-Team All-America
- On3 Second-Team All-America
- Sports Illustrated First-Team All-America
- AP Third Team All-America
- AFCA First Team All-America
- The Sporting News Second-Team All-America
- FWAA First-Team All-America

ROMAN HEMBY

- William V. Campbell Trophy Semifinalist
- Paul Hornung Award Honor Roll

MIKAIL KAMARA

- LOTT Impact Trophy Quarterfinalist

FERNANDO MENDOZA

- Maxwell Award Winner
- Davey O'Brien Award Winner
- Johnny Unitas Golden Arm Award Top 10
- Walter Camp Award Player of the Year
- The Manning Award Finalist
- Heisman Trophy Winner
- The Athletic First-Team All-America
- Pro Football Focus First-Team All-America
- Sports Illustrated First-Team All-America
- CBS Sports Second-Team All-America
- On3 Second-Team All-America
- Associated Press College Football National Player of the Year
- Walter Camp Football Foundation First Team All-America
- AP First-Team All-America
- AFCA First-Team All-America
- The Sporting News Second-Team All-America
- FWAA First-Team All-America
- Hispanic Football Hall of Fame College Player of the Year

LOUIS MOORE

- CBS Sports First-Team All-America
- On3 First-Team All-America
- Sports Illustrated First-Team All-America
- AP Second-Team All-America

D'ANGELO PONDS

- Paycom Jim Thorpe Award Watch Semifinalist
- Sports Illustrated First-Team All-America
- The Athletic Second-Team All-America
- CBS Sports Second-Team All-America
- On3 Second-Team All-America
- Walter Camp Football Foundation Second Team All-America
- AP Second-Team All-America
- AFCA Second Team All-America
- The Sporting News First-Team All-America

NICO RADICIC

- Lou Groza Award Semifinalist

ELIJAH SARRATT

- Biletnikoff Award Semifinalist

CARTER SMITH

- Outland Trophy Semifinalist
- The Athletic First Team All-America
- Pro Football Focus First-Team All-America
- CBS Sports Second-Team All-America
- On3 Second-Team All-America
- Sports Illustrated Second-Team All-America
- Walter Camp Football Foundation First Team All-America
- AP Second-Team All-America
- AP First Team All-America
- The Sporting News Second Team All-America
- FWAA First-Team All-America

TYRIQUE TUCKER

- On3 First-Team All-America
- The Athletic Second-Team All-America
- AP Third Team All-America

HONORS TRACKER (STAFF & TEAM)

CURT CIGNETTI

- Bear Bryant National Coach of the Week (Week 7)
- AFCA Region 3 Coach of the Year
- Walter Camp National Coach of the Year
- Eddie Robinson Coach of the Year Finalist
- AFCA National Coach of the Year
- AP National Coach of the Year
- The Sporting News Coach of the Year
- George Munger National Coach of the Year

BRYANT HAINES

- AFCA FBS Assistant Coach of the Year
- Broyles Award Finalist

INDIANA OFFENSIVE LINE

- Joe Moore Award Finalist



BEEN AROUND THE BLOCK

There are 35 players in FBS Football that are on the seventh year or more of eligibility. Indiana running back **Solomon Vanhorne** is one of only three players on that list who are in their eighth year of college football. Vanhorne, Brandon Harris (MTSU) and David Reese (Syracuse) are all tied for the longest active tenured players in FBS football. Each member of the trio started their college football journey in the fall of 2018.

Hoosier long snapper **Mark Langston** is one of the 32 seventh-year players in the sport. Indiana is one of eight schools on the list with at least two players and is tied with Minnesota for the most in the Big Ten. Colorado leads the entire country with three seventh year players. *Research by Middle Tennessee State University Athletics Communications.*

Year	Name	School	Position
8th	Solomon Vanhorne	Indiana	Running Back
8th	Brandon Harris	North Carolina	Quarterback
8th	David Reese	Syracuse	Defensive Line
7th	Mark Langston	Indiana	Long Snapper

32 total seventh year players.

BIG GRADS

Indiana's roster features 33 student-athletes that have already earned their degrees. Of the 33 graduates, 17 of them own degrees from Indiana (*), while 16 of them transferred to Indiana with degrees already in hand.

Kahlil Benson
Kaelon Black*
James Bomba*
Bryson Bonds*
Devan Boykin
Aden Cannon*
Pat Coogan
Omar Cooper Jr.*
Stephen Daley
Brendan Franke
Ryland Gandy
Roman Hemby
Isaiah Jones*
Camden Jordan*
Mikail Kamara*
Mark Langston
Bray Lynch*
Fernando Mendoza
Zen Michalski
Louis Moore
J'mari Monette*
Tyler Morris*
Riley Nowakowski
Carter Smith*
Holden Staes*
Dominique Ratcliff
Tyrique Tucker*
Kaiden Turner*
Andrew Turvy*
Solomon Vanhorne
EJ Williams Jr.*
Grant Wilson
Hosea Wheeler

THE BISON IS BACK

Indiana University's official mascot – Hoosier The Bison – has returned to the IU-Bloomington campus after a nearly 60-year hiatus. The mascot's homecoming is a result of the 'Bring Back the Bison Act' passed by the Indiana University Student Body Congress on Dec. 16, 2024. In response to the student government vote to re-adopt the Bison as the official IU-Bloomington mascot, IU Athletics moved forward with embracing it as a symbol of both the department and campus' spirit, passion, tradition, unity, and success. Hoosier The Bison made its first public debut at the against Old Dominion on Aug. 30 at Merchants Bank Field at Memorial Stadium.

The state of Indiana and the bison have been linked for more than two centuries. The bison has been used as an Indiana symbol longer than Indiana has been a U.S. state. The bison first appeared on official court documents signed by then Indiana Territory Governor and future U.S. President William Henry Harrison in 1801, a full 15 years before Indiana became the country's 19th state in 1816. The Indiana Territory seal depicted a woodsman chopping trees while a bison runs in the foreground, symbolizing the country's expansion on the Indiana frontier (at the time, the western boundary of the United States). The bison has been part of the Indiana state seal ever since.

At the recommendation of the IU Student Athletic Board and confirmed by the Indiana University Student Senate, the bison mascot was officially adopted and brought to life on October 14, 1965. While the original intent was to have a live bison, that never came to fruition, so the first bison mascot debuted just in time for the final home football game that year – the Old Oaken Bucket game on November 20, 1965.

The 1966 Indiana Football season featured a new costume that was focused on a more realistic look with a very large, authentic-looking bison head. This look lasted through the 1967 season before moving on to a costume more catered to the performer inside with an emphasis on an ease of mobility.

The new bison mascot costume debuted just in time for the January 1, 1968, Rose Bowl matchup with USC. The updated bison costume returned for the 1968 and 1969 seasons but fan support for the bison mascot began to wane and ultimately led to a hiatus from campus.

STAFF UPDATE

After an outstanding 2024 season, Indiana head coach **Curt Cignetti** retained nearly the entire coaching staff from the previous campaign.

The only countable on-field assistant to leave was quarterbacks/co-offensive coordinator Tino Sunseri, who took the same position at UCLA.

Chandler Whitmer replaced Sunseri as the new head of the quarterbacks for Indiana in December 2024. Whitmer came to Bloomington after serving as a pass game specialist for the Atlanta Falcons in 2024.

Five of Cignetti's staff members were with him at James Madison, including: defensive coordinator/linebackers **Bryant Haines**, offensive coordinator/wide receivers **Mike Shanahan**, special teams coordinator/tight ends **Grant Cain**, defensive tackles **Pat Kuntz** and running backs **John Miller**.

A NEW & HISTORIC PARTNERSHIP

Just over a week before the start of the 2025 season, Indiana announced that IU Athletics and Merchants Bank formed a new partnership in support of the University's Department of Intercollegiate Athletics.

The agreement includes a \$50 million commitment over 20 years. As part of the agreement with Indiana Athletics and Learfield's IU Sports Properties, Memorial Stadium's playing surface has been named renamed Merchants Bank Field at Memorial Stadium, effectively immediately.

While the new branding is the biggest change that IU fans will see, what separates this agreement from many others is that it extends well beyond naming rights. An exciting part of the partnership for IU student-athletes – both present and future – is that Merchants Bank will provide them with comprehensive financial literacy training. This training will be at no cost to the student-athletes and will help ensure that they have the tools to maximize their opportunities in a new intercollegiate athletics landscape that includes, among other things, revenue sharing and NIL.

"Merchants Bank Field at Memorial Stadium" is prominently displayed in multiple locations on the stadium's playing surface. New interior, exterior and directional signage debuted during the team's Week 1 opener against Old Dominion (Aug. 30).

This is the first time in program history that Memorial Stadium's field will have its own distinct name.

TWO HOOSIERS ON COLLEGE FOOTBALL HALL OF FAME BALLOT

A pair of Indiana All-Americans in running back **Vaughn Dunbar** (1990-91) and quarterback **Antwaan Randle El** (1998-2001) are on the ballot for the College Football Hall of Fame in 2025.

Randle El earned All-Big Ten distinction in 1999, 2000 and 2001, and was named Big Ten Freshman of the Year in 1998. The Big Ten MVP, and first-team All-American in 2001, Randle El finished sixth in the Heisman Trophy balloting that season.

The Riverdale, Illinois, native was the first in NCAA history to score 40 career touchdowns (45) and throw 40 career touchdown passes (42). He was also the first to record over 2,500 total yards in four seasons, and the first to both pass for over 6,000 and rush for over 3,000 career yards.

Dunbar was a first-team All-B1G pick and unanimous first-team All-American in 1991 when he led the nation in rushing (1,805) and finished sixth in Heisman voting.

The Fort Wayne, Indiana, native posted consecutive 1,000-yard seasons and finished his career No. 3 on the career rushing charts at IU with 3,029 yards, a total that currently sits No. 7 all-time in program history. He led IU to a pair of bowl appearances and a win in the 1991 Copper Bowl as the game's offensive MVP.

Six Indiana football student-athletes are already among the less than one percent enshrined in the CFB Hall of Fame: **Zora Clevenger** (HB; 190–3), **Alvin "Bo" McMillin** (Coach; 1934-47), **Pete Pihos** (End/FB' 1942-43, 45-47), **George Taliaferro** (HB; 1945, 47-48), **Anthony Thompson** (RB; 1986-89) and **John Tavenner** (1941-44).

FISCHER AMONG ICONIC VOICES IN COLLEGE FOOTBALL

In his 53rd season with the Indiana football program, the legendary voice of the Hoosiers, Don Fischer, is among the longest tenured play-by-play voices in the sport.

The 2022 recipient of the National Football Foundation and College Hall of Fame's Chris Schenkel Award and IU Hall of Fame Class of 2022, Fischer is the longest tenured radio play-by-play announcer in college football, tied with Tommy Suggs of South Carolina.

Announcer	School	Year in 2025
Don Fischer	Indiana	53
Tommy Suggs	South Carolina	53
Bill Hillgrove	Pittsburgh	52
John Cox	Southern Miss	48
George Blaha	Michigan State	48
Johnny Holliday	Maryland	46
Jon Teicher	UTEP	45

ASSOCIATED PRESS TOP 25

Rk	Team (1st Place Votes)	Record	Pts.	Prev.
1.	INDIANA (66)	13-0	1,650	2
2.	Georgia	12-1	1,550	3
3.	Ohio State	12-1	1,538	1
4.	Texas Tech	12-1	1,452	5
5.	Oregon	11-1	1,358	4
6.	Ole Miss	11-1	1,323	6
7.	Texas A&M	11-1	1,278	7
8.	Oklahoma	10-2	1,154	8
9.	Notre Dame	10-2	1,094	9
10.	Miami (Fla.)	10-2	1,017	12
11.	Alabama	10-3	973	10
12.	BYU	11-2	899	11
13.	Vanderbilt	10-2	880	13
14.	Texas	9-3	872	14
15.	Utah	10-2	748	15
16.	USC	9-3	609	17
17.	Tulane	11-2	521	21
18.	Michigan	9-3	503	18
19.	James Madison	12-1	490	19
20.	Virginia	10-3	323	16
21.	Arizona	9-3	322	22
22.	Navy	10-2	173	23
23.	North Texas	11-2	151	20
24.	Georgia Tech	9-3	147	24
25.	Missouri	8-4	92	25

Receiving Votes: Houston 82, Iowa 74, Tennessee 61, New Mexico 21, Duke 18, Boise State 16, UNLV 10, USF 10, SMU 8, Arizona State 6, Louisville 6, UConn 5, Washington 4, Pittsburgh 3, **Kennesaw State 3**, **Illinois 2**, Iowa State 2, Western Michigan 1, TCU 1.

USA TODAY/US LBM COACHES POLL

Rk	Team (1st Place Votes)	Record	Pts.	Prev.
1.	INDIANA (61)	13-0	1,549	2
2.	Georgia (1)	12-1	1,461	3
3.	Ohio State	12-1	1,433	1
4.	Texas Tech	12-1	1,339	6
5.	Oregon	11-1	1,317	4
6.	Ole Miss	11-1	1,240	5
7.	Texas A&M	11-1	1,169	7
8.	Oklahoma	10-2	1,093	8
9.	Notre Dame	10-2	1,037	9
10.	Miami (Fla.)	10-2	941	13
11.	Alabama	10-3	913	10
12.	Vanderbilt	10-2	867	12
13.	BYU	11-2	790	11
14.	Texas	9-3	788	14
15.	Utah	10-2	719	15
16.	USC	9-3	558	17
17.	Michigan	9-3	479	18
18.	Tulane	11-2	448	21
19.	James Madison	12-1	389	19
20.	Arizona	9-3	326	22
21.	Virginia	10-3	288	16
22.	Georgia Tech	9-3	223	23
23.	Tennessee	8-4	123	24
24.	Houston	9-3	119	NR
25.	Navy	9-2	118	25

Receiving Votes: Iowa 102, North Texas 89, Missouri 51, Duke 43, SMU 32, Washington 24, **Illinois 10**, Boise State 10, TCU 9, Pittsburgh 9, Arizona State 8, USF 7, Louisville 7, Connecticut 7, **Penn State 6**, **Kennesaw State 3**, UNLV 2, **Old Dominion 2**, Western Michigan 1, San Diego State 1.

COLLEGE FOOTBALL PLAYOFF RANKINGS

1.	INDIANA (13-0)	14.	Vanderbilt (10-2)
2.	Ohio State (12-1)	15.	Utah (10-2)
3.	Georgia (12-1)	16.	USC (9-3)
4.	Texas Tech (12-1)	17.	Arizona (9-3)
5.	Oregon (11-1)	18.	Michigan (9-3)
6.	Ole Miss (11-1)	19.	Virginia (10-3)
7.	Texas A&M (11-1)	20.	Tulane (11-2)
8.	Oklahoma (10-2)	21.	Houston (9-3)
9.	Alabama (10-3)	22.	Georgia Tech (9-3)
10.	Miami (Fla.) (10-2)	23.	Iowa (8-4)
11.	Notre Dame (10-2)	24.	James Madison (12-1)
12.	BYU (11-2)	25.	North Texas (11-2)
13.	Texas (9-3)		

(*As of December 7)



QUARTERBACKS

QUARTERBACKS (5)

No.	Name	Ht.	Wt.	Yr.	State
12	Bell, Jacob	6-2	213	Fr.	Ill.
14	Geske, Maverick	6-0	192	Fr.	Ind.
16	Mendoza, Alberto *	6-2	207	R-Fr.	Fla.
15	Mendoza, Fernando	6-5	225	R-Jr.	Fla.
2	Wilson, Grant	6-3	220	R-Sr.+	Va.

* - Varsity letter earned

- **Chandler Whitmer** leads the revamped quarterback room and serves as co-offensive coordinator. The only new on-field coaching staff member comes to IU by way of the Atlanta Falcons where he was a pass game specialist in 2024.
- Redshirt junior **Fernando Mendoza** transferred to IU after three seasons at California (2022-24) and was named Indiana's first Heisman Trophy winner as well as the Big Ten's first since Ohio State quarterback Troy Smith in 2006.
- Mendoza garnered other national honors as the AP National Player of the Year, the Davey O'Brien Award, Maxwell Award and Walter Camp Player of the Year. He also earned first-team All-America (AFCA, AP, PFF, Sports Illustrated, The Athletic, Walter Camp Football Foundation).
- In the conference, he was named the Graham-George Offensive Player of the Year and Griese-Brees Quarterback of the Year while being selected for All-Big Ten first team (coaches & media) honors.
- He is the older brother of fellow Indiana quarterback **Alberto Mendoza**. They are reunited for the first time since being teammates in 2022 at Christopher Columbus High School in Miami, Florida.
- The brothers each tossed a touchdown pass in Week 2, to become the first set of brothers to throw a touchdown pass in the same FBS game for the same team since 2015 when Arkansas' Brandon Allen and Austin Allen did so against UT Martin (10/31/2015).
- Since Week 2, the brothers have each accounted for a touchdown in the same game five other times.
 - Kennesaw State (Week 2)
 - Fernando Mendoza (4 pass) | Alberto Mendoza (1 pass)
 - Indiana State (Week 3)
 - Fernando Mendoza (1 rush, 5 pass) | Alberto Mendoza (2 pass)
 - UCLA (Week 9)
 - Fernando Mendoza (1 rush, 3 pass) | Alberto Mendoza (1 rush)
 - at Maryland (Week 10)
 - Fernando Mendoza (1 rush, 1 pass) | Alberto Mendoza (1 pass)
 - at Purdue (Week 14)
 - Fernando Mendoza (1 rush, 2 pass) | Alberto Mendoza (1 pass)
- **Fernando Mendoza** has more touchdowns passes in a single season than any Hoosier (36). His three touchdown passes in the Rose Bowl Game against Alabama (1/1) moved him into No. 6 on the program's career list.
- His 36 touchdown passes rank No. 1 in the FBS and the Big Ten, as do his 42 touchdowns accounted for (36 pass, 6 rush). The 36 passing touchdowns on the season are now No. 6 on the Big Ten single-season charts, one behind *C.J. Stroud* of Ohio State for No. 5. (37; 2022).
- Mendoza set Rose Bowl Game records for his 87.5% completion percentage (min. 10 attempts) and a 250.2 passer rating as part of a 14-of-16 passing day with 192 yards with three touchdowns.
- Mendoza's 192 yards passing against Alabama pushed his season total to 3,171 and to No. 4 on the single-season charts. He trails **Ben Chappell** (3,295; 2010) for No. 3.
- His four touchdowns in Week 12 against Wisconsin (11/15) marked his fifth in 2025 with at least four touchdown passes, the most by a Hoosier quarterback in a single season in program history.
- Mendoza is the third Big Ten quarterback since 2000 with three-straight games of at least four passing touchdowns and zero interceptions - *C.J. Stroud* (Ohio State; 2021) and *Kyle Orton* (Purdue; 2004, four straight since he did so in Weeks 2-4 against Kennesaw State, Indiana State and Illinois).

• Mendoza has passed for over 200 yards in 10 games as a Hoosier, which is tied for No. 1 in single-season history with **Nate Sudfeld** (2015) and **Kellen Lewis** (2007).

Week	Opponent	Yds	TD
Week 2	Kennesaw State	245	4
Week 3	Indiana State	270	5
Week 4	No. 9/8 Illinois	267	5
Week 5	at Iowa	233	2
Week 7	at No. 3/2 Oregon	215	1
Week 8	Michigan State	332	4
Week 10	at Maryland	201	1
Week 11	at Penn State	218	1
Week 12	Wisconsin	299	4
Week 15	No. 1/1/1 Ohio State	222	1

• Mendoza is the only FBS quarterback since at least 1996 with three-or-more games of four touchdowns and a completion percentage better than .900 in a single season or career. Bryce Young of Alabama is the only other FBS quarterback with multiple occurrences in the same season (2021; vs. New Mexico State & Southern Miss), while Cade Klubnik of Clemson is the only other with multiple games in a career (1; 2024 & 2025).

• His 91.7% completion percentage in Week 12 against Wisconsin (11/15) is good for No. 3 on the game completion percentage charts, giving him the top three games in program history (min. 20 attempts).

% (C-A)	Player & Opponent	Date
.950 (19-20)	Fernando Mendoza vs. Indiana State	9/12/25
.917 (22-24)	Fernando Mendoza vs. Wisconsin	11/15/25
.913 (21-23)	Fernando Mendoza vs. Illinois	9/20/25

• In Week 11 at Penn State (11/8), Mendoza scored a rushing touchdown for the third consecutive week and threw the go-ahead touchdown pass to **Omar Cooper Jr.** with 36 seconds remaining.

• His first 300-yard passing day at Indiana and fourth of his career came in Week 8 versus Michigan State (10/18) when he went for 332 yards and four touchdowns on 24-of-28 passing.

• Mendoza connected with **Elijah Sarratt** for an 8-yard touchdown and a 27-20 Indiana lead with 6:23 remaining in Week 7 at No. 3/2 Oregon (10/11).

• He had 233 yards passing on 13-of-23 passing and two touchdowns, including the game-winning touchdown pass to Sarratt on a 49-yard connection with 1:28 left in the fourth quarter in Week 5 at Iowa (9/27).

• In Week 4 against No. 9/8 Illinois (9/20), Mendoza had a 21-for-23 passing day with 267 yards and five passing touchdowns. His .910 (21-for-23) completion percentage put him at No. 3 on the game completion percentage charts just a week after setting the program record.

• Mendoza went 19-of-20 passing for 270 yards and five touchdowns to go along with a rushing score in Week 3 against Indiana State (9/12). His .950 (19-for-20) completion percentage set the program's single-game record, topping **Peyton Ramsey's** mark against Eastern Illinois (13-14; .929) in 2019.

• Mendoza's six touchdowns accounted for are tied for the most in a single-game in program history with **Rourke** (2024, Purdue), **Tre Roberson** (2013, Purdue) **Levron Williams** (2001, at Wisconsin), and **Bob Hoernschemeyer** (1943; Nebraska).

• In Fernando's Indiana debut in Week 1 against Old Dominion (8/30), he threw for 193 yards on 18-of-31 passing and had yards rushing yards with a rushing touchdown.

• In 2024, he completed 265-of-386 of his passes for 3,004 yards, 16 touchdowns with 87 rushes for 105 yards and two rushing scores over the course of his 11 starts before missing the last week due to illness.

• It was just the ninth 3,000-yard passing season in Cal history. He finished top-10 on Cal's single-season passing charts in total offense (No. 7; 3,109 yards), passing efficiency (No. 8; 144.59) and yards passing (No. 9; 3,004 yards).

• Mendoza finished his Cal career as the all-time leader in completion percentage (.664) and tied for No. 7 in 250-yard passing games (10), equaling the marks of Gale Gilbert (10; 1980-84) and Aaron Rodgers (10; 2003-04) in career 250-yard passing games at Cal.

• The 2023 season featured Mendoza earning the starting gig in the final eight games of the season. He threw for 1,708 yards on 153-of-243 passing attempts with 14 touchdowns and 10 interceptions. Mendoza also charted 48 rushes for 92 yards and two touchdowns.

• In Mendoza's career, he has completed 658-of-969 passing attempts for 7,884 yards with 66 touchdowns. Additionally, he has run for 453 career yards and 10 rushing scores while also catching one pass for a 15-yard touchdown.

• **Alberto Mendoza** had a 58-yard rush and threw a 65-yard touchdown pass to **Davion Chandler** in Week 14 at Purdue (11/28).

• He had his first career rushing touchdown on a 4-yard score in Week 9 against UCLA (10/25).

• Mendoza charted 104 yards passing and two touchdowns in Week 3 against Indiana State (9/12).

• He threw his first career touchdown pass on a 6-yard connection to **Charlie Becker** in Week 2 against Kennesaw State (9/6).

• He served as the No. 3 quarterback for Indiana in 2024 and made his collegiate debut against Western Illinois in Week 2 (9/6).



RUNNING BACKS

RUNNING BACKS (7)

No.	Name	Ht.	Wt.	Yr.	State
29	Beebe Jr., Lee	5-10	218	R-Jr.	Ala.
8	Black, Kaelon *	5-10	211	R-Sr.	Va.
20	Cuono, Sean	5-10	198	Fr.	Fla.
1	Hemby, Roman	6-0	210	R-Sr.	Md.
30	Kropp, Kyler	6-2	209	R-Fr.	Ind.
28	Martin, Khobie *	6-0	208	R-Fr.	Ind.
18	Vanhorse, Solomon *	5-8	185	Gr.+	Ga.

* - Varsity letter earned

• **John Miller** is in his second season coaching the Indiana running backs in 2025. Prior to Indiana, he coached the same position at James Madison for three seasons (2021-23).

• Miller's work with the running backs in 2024 made for an instant success. The Indiana running backs combined for 37 rushing scores which tied for the most in a season in program history. IU's 31 total rushing scores in 2025 marks just the seventh season of eclipsing 30 total scores on the ground (1988-90, 2000-01, 2024-25).

• Indiana has produced just the second 3,000-yard rushing season in program history and back-to-back 2,000-yard rushing seasons for the first time since 2013-15.

• Indiana's 312 yards rushing in Week 4 against No. 9/8 Illinois (9/20) marked four-straight 300-yard rushing efforts for the first time in program history. It marked the longest Power 4 stretch since Baylor in 2017.

• In addition to the four-straight games to begin the season, Indiana recorded 300-yard rushing efforts in Week 10 at Maryland (367) and in Week 14 at Purdue (355). IU has rushed for a program-record six 300-yard rushing games in 2025.

• With two rushing scores in the Rose Bowl Game against Alabama (1/1), Indiana has recorded multiple rushing scores in 22 of 27 games since the start of 2024.

• The 309 yards rushing in Week 1 against Old Dominion (8/30) was the team's first 300-yard effort against an FBS team since 2016 (411 yards vs. Maryland).

• **Kaelon Black** ran for 99 yards and a touchdown in the Rose Bowl Game against Alabama (1/1). Black has scored a touchdown in four out of the last six games.

• He had his first career multi-rushing touchdown game when he ran for two scores in Week 14 at Purdue (11/28).

• He scored a 31-yard rushing touchdown as part of his first 100-yard rushing game as a Hoosier with 110 yards on 14 carries in Week 10 at Maryland (11/1).

• He went for 64 yards rushing on 10 carries and had a 29-yard touchdown in Week 8 against Michigan State (10/18).

• Black had a 40-yard rushing touchdown in the third quarter of Week 4 against No. 9/8 Illinois (9/20). He totaled 89 yards rushing on 10 carries.

• In Week 1 against Old Dominion (8/30), Black had 92 yards rushing and a touchdown.

• Black joined IU in 2024 after four years at James Madison (2020-23). He has registered 53 appearances with 17 starts over the course of his career.

• In 2024, Black appeared in all 13 games and logged 251 yards rushing on 46 attempts with two touchdowns. He recorded his first touchdown as a Hoosier in Week 4 against Charlotte (9/21).

• In 2023, Black made 12 starts and appeared in all 13 games at James Madison, logging 637 yards rushing with one touchdown and 254 receiving yards and four touchdown receptions.

• He owns four career 100-yard rushing games and has produced 3,060 career all-purpose yards and 21 touchdowns (15 rushing, 6 receiving).

• **Roman Hemby** is the one of two active FBS players with 3,000 yards rushing and 1,000-yards receiving in his career. He owns 4,722 all-purpose yards (3,714 rushing, 1,081 receiving, 287 kickoff return) and has scored 34 career touchdowns (29 rushing, 5 receiving).

• Hemby became the 20th Hoosier running back with 1,000 yards rushing in a season with his 89 yards on the ground in the Rose Bowl Game against Alabama (1/1). He now has 1,007 yards on the season to sit No. 19 on the list, as he passed **Mike Harkrader** (1,003; 1976). He is the first 1,000-yard rusher since **Stevie Scott III** in 2018 (1,137).

• His 82-yard rushing score in Week 14 at Purdue (11/28) was the longest by a Hoosier since **Tevin Coleman** vs. Ohio State in 2014 and ties for the 10th longest rush in program history. Hemby totaled 152 yards on the ground against Purdue.

• The All-Big Ten third team (media) selection had 88 yards rushing and a touchdown in a return to his alma mater in Week 10 at Maryland (11/1).

• He logged his sixth multi-rushing touchdown game and seventh multi-touchdown game of his career when he rushed for two scores in Week 9 against UCLA (10/25).

• Hemby ran for two touchdowns in Week 7 at No. 3/2 Oregon (10/11).

• He logged 86 yards rushing and one reception for 5 yards in Week 5 at Iowa (9/27) after 102 all-purpose yards (65 rushing; 37 receiving) in Week 4 against No. 9/8 Illinois (9/20).

• He totaled 111 yards on the ground in his IU debut in Week 1 against Old Dominion (8/30).

• Hemby is the first IU running back to top the 100-yard mark in their IU debut since **Jordan Howard** ran for 145 yards against Southern Illinois to open the 2015 season.

• In 2024, at Maryland he started in all 12 games and totaled 607 yards rushing on 134 attempts and six touchdowns. He also logged 273 yards receiving on 40 receptions with one touchdown.

• Notched his first career game with both a rushing and receiving touchdown in Week 5 at Indiana (9/28).

• Hemby is a two-time honorable mention All-Big Ten (2022 & 2023).

• Redshirt freshman **Khobie Martin** has appeared in 13 games in 2025 with two 100-yard rushing games and six touchdowns.

• He posted 80 yards rushing on 11 carries with a 6-yard touchdown run in Week 10 at Maryland (11/1).

• Martin logged back-to-back weeks with over 100 yards rushing and multiple scores when he logged 107 yards and two touchdowns in Week 4 against No. 9/8 Illinois (9/20).

• In Week 3 against Indiana State (9/12), Martin had his first 100-yard rushing game and multi-touchdown game when he charted 109 yards on 11 carries and two scores.

• Martin appeared in two games of the 2024 season and logged 14 carries for 73 yards on the ground. In his Hoosier debut in Week 2 of 2024 against Western Illinois (9/6), he had a 31-yard rush.

• UAB transfer **Lee Beebe Jr.** posted 90 yards rushing with a touchdown in Week 2 against Kennesaw State (9/6), before he suffered a season-ending injury in Week 3 against Indiana State (9/12).

• He made his Indiana debut in Week 1 against Old Dominion (8/30) and had 73 yards rushing on 11 attempts.

• Beebe Jr. spent the first three years of his career at UAB (2022-24) with 24 games played and 10 starts.

• In 2024, Beebe Jr. appeared in all 12 games and made 10 starts en route to being named third-team All-American Athletic Conference.

• Beebe Jr. has accumulated 1,844 career all-purpose yards (1,485 rushing, 324 receiving, 34 kickoff return, 1 fumble return) and totaled 13 career touchdowns (12 rushing, 1 receiving).

• **Solomon Vanhorse** is in his eighth season of college football, beginning his career back in 2018. He is one of three eighth-year players in the FBS in 2025. Vanhorse has made 64 career appearances with nine starts.

• In Week 4 against No. 9/8 Illinois, Vanhorse registered his first rushing attempts of the season, charting 27 yards rushing on four carries.

• In his first year at Indiana in 2024, Vanhorse appeared in all 13 games, primarily on special teams where he served as a primary kick returner. He returned five kickoffs for a total of 102 yards.

• Prior to Indiana, he spent six seasons at James Madison (2018-23) and played in 37 games with nine starts. He redshirted his initial college season and missed much of 2022 and 2023 due to injuries.

• In 2021, he became the 39th player in FBS or FCS since 1996 to return a kickoff for a touchdown, score a rushing touchdown and have a receiving touchdown in the same game (Towson, 11/20).

• True freshman **Sean Cuono** made his Hoosier debut in Week 3 against Indiana State (9/12) with two carries for 17 yards.



WIDE RECEIVERS

WIDE RECEIVERS (15)

No.	Name	Ht.	Wt.	Yr.	State
80	Becker, Charlie *	6-4	209	So.	Tenn.
6	Bond, Lebron	5-9	173	Fr.	Va.
0	Brady, Jonathan	5-10	183	Sr.	Calif.
4	Chandler, Davion	5-11	180	Fr.	Ind.
22	Ciongoli, Ace	5-11	169	Fr.	Mass.
3	Cooper Jr., Omar ***	6-0	204	R-Jr.	Ind.
89	Jordan, Camden **	6-0	180	R-Sr.	Ind.
26	Kaiser, Cade	6-5	207	Fr.	Ind.
82	Kendrick, Myles	6-0	1900	Fr.	Fla.
86	Massel IV, Bruno	5-11	193	Fr.	Ill.
9	Morris, Tyler	5-11	183	Sr.	Ill.
13	Sarratt, Elijah *	6-2	213	Sr.	Va.
83	Hunter Stroud	6-0	178	Fr.	Ind.
17	Wasserstrom, Jackson **	5-11	175	R-Jr.	Ind.
7	Williams Jr., E.J. **	6-3	205	Sr.+	Ala.

* - Varsity letter earned

• In his second year as Indiana's offensive coordinator and wide receivers coach, **Mike Shanahan** is building upon a productive 2024 season.

• Since Shanahan took over the offense, it has ranked amongst the nation's best. IU on pace to be the only offense to average 40-plus points per game in 2024 and 2025.

FBS Rank	Category (Total or Average)	Year
3	Points Per Game (41.6)	2025
2	Points Per Game (41.3)	2024
2	Touchdowns (76)	2025
4	Touchdowns (72)	2024
2	Points Scored (583)	2025
4	Points Scored (537)	2024

• **Elijah Sarratt** and **Omar Cooper Jr.** were both Biletnikoff Award semifinalists. Sarratt is No. 1 (13) and Cooper Jr. (12) is tied for No. 2 in the Big Ten for touchdown receptions. They are also the only Hoosier teammates with 10-plus receiving touchdowns in the same season in program history.

• The duo is one of two active FBS pairs with 20-plus career receiving touchdowns (Houston) and are firmly in the top 5 of the program's career receiving touchdowns charts.

Rank	TD	Name	Years
1.	36	James Hardy	2005-07
2.	30	Jade Butcher	1967-69
3.	21	Omar Cooper Jr.	2022-
	21	Elijah Sarratt	2024-
5.	20	Ernie Jones	1984-87
	20	Shane Wynn	2011-14

• Sarratt's 24-yard touchdown in the Rose Bowl Game against Alabama (1/1) pushed him to 13 receiving scores on the season and into a tie with **Ernie Jones** (13; 1987) for No. 2 on the single-season charts.

• He had the go-ahead touchdown on a 17-yard score in the Big Ten Championship Game against Ohio State (12/6) to put Indiana up 13-10 in the third quarter.

• The All-Big Ten second team (coaches & media) pick made his first appearance back from injury in Week 14 at Purdue (11/28) after getting injured in Week 10 at Maryland (11/1). He had a 17-yard touchdown reception against Purdue.

• In Week 7 at No. 3/2 Oregon (10/11), Sarratt caught the go-ahead touchdown to put Indiana up 27-20 with 6:23 remaining in the game and registered his 13th career 100-yard receiving game with 121 yards on eight catches.

• In Week 5 at Iowa (9/27), Sarratt pulled in the game-winning touchdown reception on a 49-yard connection with **Fernando Mendoza** with 1:28 left in the fourth quarter. He logged 156 yards receiving on seven catches.

• The Week 4 win over No. 9/8 Illinois (9/20) featured Sarratt going for two touchdowns with 92 yards on nine receptions.

• In Week 2 against Kennesaw State (9/6), Sarratt posted a career-high tying three receiving touchdowns for the first time since 2023 (at Coastal Carolina). He had nine catches for 97 yards in the win.

• In 2024, Sarratt started all 13 games with 957 yards receiving on 53 receptions and eight touchdowns. His performance earned him third-team All-Big Ten from the conference coaches and media and second-team All-Big Ten by the Associated Press.

• Sarratt owns 13 career 100-yard receiving games (6 at Indiana; 6 at JMU; 1 at SFU) and has posted multiple receiving touchdowns in 10 games (5 at Indiana; 5 at JMU).

• After starting his tenure at JMU on the third unit, Sarratt had a breakout sophomore season in 2023 to earn first-team All-Sun Belt. Sarratt played at Saint Francis (Pa.) as a true freshman in 2022 and was tabbed as a FCS Freshman All-America and first-team All-Northeast Conference.

• **Omar Cooper Jr.**'s 1-yard touchdown reception in the Rose Bowl Game against Alabama (1/1) put him at 12 season scores and into sole possession for No. 4 on the program's season charts. His touchdown in Week 12 against Wisconsin (11/15) gave him the 10th double-digit touchdown season by a Hoosier wide receiver.

• In Week 11 at Penn State (11/8), Cooper Jr. caught the game-winning touchdown reception on a 7-yard throw from **Fernando Mendoza** with 36 seconds remaining to put Indiana up 27-24.

• The All-Big Ten second team (coaches & media) charted his fourth 100-yard receiving game with 115 on eight catches and a 48-yard touchdown in Week 8 against Michigan State (10/18).

• Cooper Jr.'s 14-yard touchdown reception in Week 5 at Iowa (9/27) marked three consecutive weeks (Week 3-5) with a receiving touchdown and four-straight weeks with a score (Week 2-5).

• Cooper Jr. went for 10 catches, 207 yards receiving and four touchdowns in Week 3 against Indiana State (9/12). It was the first multi-touchdown game of his career and tied the school record for most receiving scores in a single game (4) with **James Hardy** (Michigan State, 2006).

• The 24 points scored tied for No. 3 on the single-game scoring charts and tied for the most points scored since **Anthony Thompson** posted 32 against Northwestern in 1989.

• His performance marked the ninth 200-yard receiving game in program history and sit No. 7 on the single-game charts. The 207 yards are the most in a game since **Ty Fryfogle** (218) at Ohio State in 2020. His 10-catch effort is the first double-digit catch game since Jaylin Lucas (10) in 2023 versus Louisville.

• He had a 75-yard rush for a touchdown in Week 2 against Kennesaw State (9/6). It tied for the longest touchdown run by an IU wide receiver since at least 1996 (**Shane Wynn**; Michigan State, 2014) and was the longest rushing touchdown by a non-running back since 2014 (**Zander Diamont**; Ohio State).

• Senior **E.J. Williams Jr.** had his first-career multi-touchdown game with two scores on five catches and 109 yards receiving in Week 9 against UCLA (10/25). His second touchdown was a 62-yard catch and run.

• He scored on an 8-yard touchdown in Week 2 against Kennesaw State (9/6) for his first score as a Hoosier and his first since 2020 (vs. Notre Dame) while at Clemson.

• Williams Jr. is in his third year in Bloomington (2023-25) after spending the first three at Clemson (2020-22). He initially entered the transfer portal after four appearances in 2024 before electing to come back to IU.

• **Charlie Becker** scored the first touchdown in IU history in the Rose Bowl Game against Alabama (1/1) on his 21-yard reception in the second quarter.

• He posted 126 yards receiving on six receptions in the Big Ten Championship Game against Ohio State (12/6).

• Becker logged 100-plus yards receiving in back-to-back weeks in Week 12 against Wisconsin when he went for 108 yards and a 31-yard touchdown. Becker had 118 yards receiving on seven receptions in Week 11 at Penn State (11/8).

• He hauled in a 52-yard reception in Week 10 at Maryland (11/1), after he had two catches for 35 yards in his first career start in Week 9 against UCLA (10/25).

• Becker had a 6-yard touchdown reception from **Alberto Mendoza** for his first career receiving touchdown in Week 2 against Kennesaw State (9/6).

• Becker appeared in 12 games as a true freshman in 2024, seeing time mostly on special teams. He logged 123 special teams snaps (46 kickoff return, 21 kickoff coverage, 53 punt return).

• In his collegiate debut in Week 2 against Western Illinois (9/6), he scored his first career touchdown on a 3-yard rush in the fourth quarter.

• Indiana added transfer receiver **Jonathan Brady** in the spring window from California where he teamed with **Fernando Mendoza**.

• Brady ranks No. 6 on the program's single-season punt return yards charts with 331. He trails **Thomas Lewis** (342; 1993) for a spot in the top 5.

• Brady had a 6-yard touchdown reception from **Alberto Mendoza** in Week 10 at Maryland (11/1). He went for two receiving touchdowns on three catches for 27 yards in Week 3 against Indiana State (9/12).

• He scored IU's first touchdown of the season on a 91-yard punt return in the first quarter in Week 1 against Old Dominion (8/30), which is tied for the fourth-longest punt return in program history and the longest since **Lance Bennett**'s program-record 94-yarder 2004 against Michigan State.

• The punt return touchdown was the first for IU since **D.J. Matthews Jr.** returned one 81 yards against Idaho (9/11/21).

• With 108 total punt return yards, Brady moved into No. 6 on the single-game charts and the most since **J-Shun Harris** (100) in 2018.

• In 2024, Brady appeared in all 13 games for Cal with 24 starts and caught 36 passes for 386 yards and three touchdowns. Prior to Cal, Brady spent his first two years (2022-23) at New Mexico where he saw time in 28 games with 21 starts.

• Freshman **Davion Chandler** had his first catch on a 65-yard touchdown connection from **Alberto Mendoza** in Week 14 at Purdue (11/28).



TIGHT ENDS

TIGHT ENDS (5)

No.	Name	Ht.	Wt.	Yr.	State
85	Barker, Andrew	6-4	246	Fr.	Ind.
48	Bomba, James ***	6-6	253	R-Jr.	Ind.
37	Nowakowski, Riley	6-1	249	R-Sr.+	Wis.
19	Staes, Holden	6-4	250	Sr.	Ga.
84	Thiry, Blake	6-4	224	Fr.	Wis.

* - Varsity letter earned

- In addition to serving his second season as Indiana's special teams coordinator, **Grant Cain** continues his role with Indiana's tight ends unit.
- This is Cain's seventh year coaching the position group as he has done so every year in his time under **Curt Cignetti** (2019-present).
- Sixth-year senior **Riley Nowakowski** owns a catch in 12 of 14 games and has caught a touchdown in two games.
- The All-Big Ten second team (media) honoree charted 65 yards receiving and a 21-yard touchdown in Week 12 against Wisconsin (11/15).
- Nowakowski had a 29-yard reception in the fourth quarter on the game-winning touchdown drive in Week 11 at Penn State (11/8).
- He went for 54 yards receiving on three grabs in Week 8 against Michigan State (10/18).
- Lone catch was a 43-yard touchdown reception in Week 4 against No. 9/8 Illinois (9/20) on a second quarter tight end screen.
- He scored his first touchdown as a Hoosier on a 1-yard rush in Week 2 against Kennesaw State (9/6). It was his first career rushing attempt.
- He caught two passes for 15 yards in his Hoosier debut in in Week 1 against Old Dominion (8/30).
- Including his time at IU and his five years at Wisconsin (2020-24), Nowakowski has appeared in 54 career games with 25 starts.
- He started in nine of 12 games at Wisconsin in 2024 and caught 11 passes for 73 yards.
- In 2023, he made his first collegiate start against Ohio State (10/28) and caught his first career touchdown pass at Minnesota (11/25).
- He joined Wisconsin as a linebacker and went on to play that position and fullback before moving to tight end in 2023.

- **Holden Staes** joined IU for his senior season after spending 2024 at Tennessee and his first two collegiate seasons at Notre Dame (2022-23). Over the course of his career, Staes has appeared in 49 games with 14 starts.
- Staes scored on a 2-yard touchdown reception in Week 12 against Wisconsin (11/15).
- He caught his first touchdown as a Hoosier on an 18-yard reception in Week 3 against Indiana State (9/12).
- Staes made one catch for 4 yards in his Hoosier debut in Week 1 against Old Dominion (8/30)
- In his lone season at Tennessee, Staes appeared in all 13 games with three starts and caught 15 passes for 131 receiving yards.
- **James Bomba** is the lone returner from the tight end unit and is in his fifth and final season in Bloomington. He has appeared in 43 games with 10 starts.
- He caught his first career touchdown pass in Week 12 of the 2023 season versus Michigan State. He hauled in a 3-yard pass in the third quarter.
- Bomba is an Indiana legacy, as his father, **Matt Bomba** (1990-92), and grandfathers, **Brad Bomba** (1954-56) and **Bob Van Pelt** (1964-66), all lettered in football at IU. His mother, Kelly, is an executive associate athletic director for the Hoosiers.
- Bomba was put on scholarship in 2022 after joining the team as a walk-on in 2021.



OFFENSIVE LINE

OFFENSIVE LINE (15)

No.	Name	Ht.	Wt.	Yr.	State
72	Ajani, Adedamola *	6-4	308	R-Fr.	Ind.
67	Benson, Kahlil **	6-6	319	R-Sr.+	Miss.
78	Coogan, Pat	6-5	311	R-Sr.	Ill.
62	Evans, Drew *	6-4	309	R-Jr.	Wis.
54	Greer, Jack *	6-3	313	R-Jr.	Ind.
56	Johnson, Chance	6-5	300	Fr.	Ind.
71	Lawrence, Evan	6-6	306	R-Fr.	Ind.
70	Leibfried, Austin	6-6	306	R-Fr.	Wis.
74	Lynch, Bray ***	6-5	312	R-Jr.	Texas
77	Marek, Matt	6-3	308	Fr.	Ill.
65	Michalski, Zen	6-6	310	R-Sr.	Ind.
66	Parker, Evan	6-4	308	Fr.	Ind.
65	Smith, Carter ***	6-5	313	R-Jr.	Ohio
61	Wilkin, Baylor	6-5	290	Fr.	Ohio

- Back for year three to lead the offensive line in Bloomington, **Bob Bostad** is continuing his progress with the unit as the lone holdover from Indiana's coaching staff in 2023.
- Bostad tutored 11 All-Americans over two stints at Wisconsin. That included eight on the offensive line, one tight end and two linebackers to earn All-America honors.
- The Indiana offensive line has been named a semifinalist for the Joe Moore Award in back-to-back seasons (2024 & 2025) and was a finalist in 2025.
- With 355 yards rushing in Week 14 at Purdue (11/28), Indiana posted its program-record sixth game of the season with 300-plus yards rushing.
- The Hoosiers totaled 312 yards rushing in Week 4 against No. 9/8 Illinois (9/20) to mark four-straight 300-yard rushing games for the first time in program history. It marked the longest Power 4 stretch since Baylor in 2017.
- In Week 3 against Indiana State (9/12), the offensive line protected for 680 yards of total offense, good for No. 3 in a single game since at least 1950 and marked the eighth game of the **Curt Cignetti** era with 500-plus yards of total offense. It is the second-most yards Indiana has gained under Cignetti.
- The Rimington-Pace Offensive Lineman of the Year and All-Big Ten first team honoree **Carter Smith** has started 39-straight games at left tackle since Week 1 of 2023.
- Smith's stellar play has earned him All-America honors (The Athletic, PFF, Walter Camp Football Foundation). He ranks as the No. 2-graded offensive lineman in the Power 4 per Pro Football Focus (89.7).
- **Pat Coogan** became Indiana's starting center after transferring from Notre Dame and made his IU debut in Week 1 against Old Dominion (8/30). Coogan was named to the All-Big Ten second team (coaches).
- Coogan was named the Offensive MVP of the Rose Bowl Game against Alabama (1/1).
- Dating back to his time at Notre Dame (2021-24), Coogan has appeared in 44 career games with 40 starts.
- He helped lead Notre Dame to a national championship game appearance in 2024 as the team's starting center in the final 13 games of the season after an injury to Ashton Craig versus Purdue (9/14) in Week 3.
- He started all 13 games at left guard in 2023 and made his first collegiate appearance against Boston College in 2022.

- **Bray Lynch** is the second returning starter from the 2024 Indiana offensive line that earned semifinalist honors for the Joe Moore Award. Since becoming the team's starter at right guard at the start of 2024, Lynch has started every game at the position since (27 games).
- **Kahlil Benson** returns to Indiana after one season at Colorado in 2024. Benson spent the previous four seasons at IU (2020-23) where he played in 25 games with 17 starts.
- Benson has started at right tackle in 10 of 14 games since returning to Bloomington.
- During his lone season in Boulder, Benson made nine appearances with four starts while battling injury and missing three games.
- **Drew Evans** is the third returner from Indiana's stellar 2024 offensive line. Evans started at left guard for the first eight games of 2025 before missing four-straight games in Weeks 10-14. He returned from injury in the Big Ten Championship game against Ohio State (12/6) and has started again since then.
- Evans had nine starts in 2024 before suffering a season-ending injury prior to Week 11 against Michigan (11/9). He returned for his first game back in Week 1 of 2025 against Old Dominion (8/30).
- Prior to nine starts in 2024, Evans did not see any game action in 2022 at Wisconsin or 2023 after transferring to at Indiana.
- **Zen Michalski** made his Hoosier debut in Week 1 against Old Dominion (8/30) and made his first start as a Hoosier at right tackle in Week 3 against Indiana State (9/12).
- After spending much of the season on special teams, Michalski started at left guard in Week 10 at Maryland (11/1) to relieve an injured Drew Evans and has started at right tackle in two consecutive games (Weeks 14-15).
- Michalski, an Indiana native, returned to his home state after spending the first four years of his career at Ohio State (2021-24). He appeared in 29 career games with one start during his time in Columbus.
- Michalski made his first collegiate start against Nebraska (10/26) in 2024 before getting injured and missing the final nine games of the season.
- Coogan (Notre Dame) and Michalski (Ohio State) faced off in the 2025 College Football Playoff National Championship.
- **Adedamola Ajani** made his first three career starts at left guard filling in for an injured Drew Evans in Weeks 11-14. He also got snaps at right guard in the Big Ten Championship Game against Ohio State (12/6).
- Ajani started at right tackle in the Rose Bowl Game against Alabama (1/1).

* - Varsity letter earned



LINEBACKERS

LINEBACKERS (9)

No.	Name	Ht.	Wt.	Yr.	State
52	Allen, Clayton	6-2	219	R-So.	Ind.
4	Fisher, Aiden *	6-1	231	Sr.	Va.
21	Hardy, Rolijah *	5-11	229	So.	Fla.
46	Jones, Isaiah ***	6-2	230	R-Jr.	Ohio
44	Kamara, Amari	5-11	202	Fr.	Va.
38	McConnell, Kaden	6-2	229	R-Fr.	Ind.
30	Nelson, PJ	6-1	219	Fr.	Ohio
14	Turner, Kaiden ***	6-0	229	R-Jr.	Ark.
34	Utzing, Jeff *	6-3	232	R-Jr.	Ind.

* - Varsity letter earned

- Defensive coordinator **Bryant Haines** is in his second season serving in the role and as linebackers coach after a fantastic first year with the Hoosiers.
- A three-time finalist for the Broyles Award, Haines' defense ranked No. 2 in total defense (256.3 YPG) in the FBS last season, with the No. 1 rushing defense (80.2 YPG).
- Senior **Aiden Fisher** has a career-high 8.0 tackles for loss in 2025, despite missing nearly two full games due to injury in the first quarter of Week 9 versus UCLA (10/25) and was out for Week 10 at Maryland (11/1).

Week	Opponent	TFL
Week 2	Kennesaw State	2.5
Week 3	Indiana State	1.0
Week 7	at No. 3/2 Oregon	1.5
Week 8	Michigan State	1.5
Week 9	UCLA	0.5
Rose Bowl	Alabama	1.0

- For the second-straight season, Fisher was named a first-team All-American (AFCA, CBS Sports) and an All-Big Ten first team (coaches & media) pick.
- He had a forced fumble, 1.0 sack and seven tackles in the Rose Bowl Game against Alabama (1/1).
- Fisher had nine tackles and became the first Hoosier since 2022 to record an interception and fumble recovery in the same game in Week 11 at Penn State (11/8). His fumble recovery was the first of his career.
- He posted his first career pick-6 on his first interception as a Hoosier and second of his career in against UCLA. He picked off Nico Iamaleava on the game's second play and returned it 25 yards to open the scoring.
- Fisher logged nine tackles and 1.5 tackles for loss in Week 8 against Michigan State (10/18).
- He was the Hoosiers' top tackler again in Week 7 at No. 3/2 Oregon (10/11) with 13 stops and 1.5 sacks.
- Fisher led the team with nine stops in Week 5 at Iowa (9/27).
- He notched seven stops with 2.5 tackles for loss and 1.0 sacks in Week 2 against Kennesaw State (9/6).
- He led the Big Ten in tackles a year ago with 118 stops, the most by a Hoosier in a single season since **TeGray Scales** (126) in 2016.
- Fisher became Indiana's first-ever first-team All-America linebacker in 2024 (FWAA, Phil Steele). He also was an All-conference performer in back-to-back seasons (2023, third-team All-Sun Belt; 2024, first-team All-Big Ten).
- The senior owns 10 career double-digit tackle games (6 at IU; 4 at JMU), which includes a 12-tackle effort in his Indiana debut against FIU (8/31) to open the 2024 season.
- He has played in 49 career games with 37 starts, including starting in 26 games of his 27 games at Indiana, missing just one game due to injury.

- Rolijah Hardy** emerged as the Hoosiers' second starting linebacker in 2025 after a breakout 2024 season where he played in all 13 games with four starts as a true freshman.
- The All-Big Ten second team (coaches & media) pick ranks No. 7 in the Big Ten in sacks (8.0).
- Hardy logged back-to-back weeks with 10 tackles in Week 14-15 at Purdue (11/28) and in the Big Ten Championship Game against Ohio State (12/6). He also had 1.0 tackle for loss against Purdue and 1.0 sack and 1.5 tackles for loss against Ohio State
- Hardy's 1.0 sack in Week 12 against Wisconsin (11/15) marked back-to-back weeks with a sack.
- He had 12 tackles and 1.0 sack in Week 11 at Penn State (11/8).
- In Week 9 against UCLA (10/25), Hardy had 1.0 sack and six tackles.
- Hardy charted 2.5 tackles for loss and 2.0 sacks with eight total tackles in Week 8 against Michigan State (10/18).
- He had his first career double-digit tackle game (13) to go along with 2.0 tackles for loss and a sack in Week 7 at No. 3/2 Oregon (10/11).
- Hardy had one of seven Hoosier sacks in Week 4 against No. 9/8 Illinois (9/20) to force a punt on the opening drive of the game.
- In Week 2 of 2024 against Western Illinois (9/7), Hardy etched his name into the record book. He returned his first career interception for a touchdown and was the first true freshman with an interception return for the touchdown since **Jameel Cook Jr.** versus FIU in 2015.
- He made his first collegiate start in Week 8 against Nebraska (10/19) when he grabbed his second interception of the season.
- Hardy attended Lakeland (Fla.) High School before spending one year at the Naval Academy Preparatory School in 2023. His sister, Trinity Hardy, was a basketball standout at Army (2022-25).
- Isaiah Jones** has logged at least 0.5 tackle for loss in 10 games in 2025 and is tied for No. 5 in the Big Ten with 14.0 tackles for loss on the year.
- The All-Big Ten third team pick (media) had his first career fumble recovery in the Rose Bowl Game against Alabama (1/1) after **D'Angelo Ponds** stripped Ty Simpson.
- He had 2.0 sacks and seven tackles in the Big Ten Championship Game against Ohio State (12/6).
- In Week 9 against UCLA (10/25), he had his first career forced fumble and notched eight stops with 0.5 sack.

- Jones had his first career interception to go along with eight tackles, 1.0 sacks and 2.0 tackles for loss in Week 7 at No. 3/2 Oregon (10/11).
- He posted eight stops and 0.5 sack in Week 5 at Iowa (9/27). Jones added his first career blocked kick when he tipped Rhys Dakin's punt in the third quarter.
- He had 1.0 sacks and 2.0 tackles for loss in Week 4 against No. 9/8 Illinois (9/20), as part of a four-tackle game.
- Jones led the Hoosiers in tackles (4) and tackles for loss (2.5) while adding a solo sack in Week 3 against Indiana State (9/12).
- He logged his first career solo sack in Week 1 against Old Dominion (8/30).
- Jones has made 31 appearances with seven starts at Indiana over four seasons and registered snaps in every game the past two years (27 games).
- In 2024, tied for the Big Ten lead with teammate **Bryson Bonds** and tied for No. 2 in Power 4 in special teams tackles (9).
- He made his first collegiate start in Week 6 at Northwestern (10/5).
- His father, D.J., lettered in football at Ohio State (1992-94, 96). D.J. was part of the 1992 Big Ten co-championship team and the 1996 Big Ten and Rose Bowl championship team.
- After not playing in his first two seasons at Indiana (2022-23), **Jeff Utzinger** has registered snaps in every game of 2024 and 2025.
- In his appearances, he has seen time on special teams and racked up five tackles in 2024. Utzinger collected his first career tackle on the final play of the game in Week 1 against FIU (8/31).
- Kaiden Turner** has made 23 career appearances with two starts across his four years on campus.
- In Week 10 at Maryland (11/1), Turner had his first career interception on his second quarter pick of Malik Washington.
- In Week 3 against Indiana State (9/12), Turner notched three stops.
- His first start came during his redshirt year against Purdue in the final week of the 2022 season with a game-high nine tackles.



DEFENSIVE LINE

DEFENSIVE LINE (18)

No.	Name	Ht.	Wt.	Yr.	State
96	Abram, Triston	6-3	228	Fr.	Mo.
99	Burrus Jr., Tyrone	6-4	236	Fr.	Ind.
41	Calhoun, Keishaun	6-2	267	Fr.	Ohio
58	Cannon, Aden	6-6	268	R-Jr.	Ind.
40	Clark, Quentin *	6-1	227	R-Fr.	Ga.
8	Daley, Stephen	6-1	273	Sr.	Va.
94	Garcia, Kyler	6-4	291	Fr.	Tenn.
50	Hall, Jhrevious	6-2	306	Fr.	Tenn.
97	Landino, Mario *	6-4	284	So.	Pa.
6	Kamara, Mikail *	6-1	262	R-Sr.	Va.
90	Monette, J'Mari *	6-3	286	R-Sr.	La.
17	Ndukwe, Daniel *	6-3	244	So.	Ga.
91	Ratcliff, Dominique	6-3	296	R-Sr.+	Texas
95	Tucker, Tyrique *	6-0	302	R-Jr.	Va.
18	Turvy, Andrew ***	6-2	253	R-Sr.	Ind.
47	Walters, Finn	6-4	250	R-So.	Ind.
0	Wheeler, Hosea	6-3	298	R-Sr.	Calif.
13	Wyatt, Kellan	6-2	257	Sr.	Md.

* - Varsity letter earned

- Defensive tackles coach **Pat Kuntz** and defensive ends coach **Buddha Williams** are in their second seasons leading the defensive line for IU.
- Redshirt senior **Mikail Kamara** returned to Bloomington after leading all of FBS in total pressures (73) in 2024. Kamara owns at least one tackle in 49 of 51 career games and at least 0.5 tackle for loss in 37 games.
- Kamara is tied for No. 1 in the Big Ten and ranks tied for No. 10 in the Power 4 in total pressures (55) in 2025 (min. 400 snaps).
- In his first season as a Hoosier in 2024, Kamara had 15.0 tackles for loss and 10.0 sacks. His sack total ranks tied for No. 5 on the single season list at IU.
- In 2024, he garnered second-team All-America from The Athletic, third-team All-America per the Association Press, named a finalist for the Lott IMPACT Trophy and tabbed a semifinalist for the Bednarik Award.
- Kamara was also a consensus first-team All-Big Ten pick by the conference's coaches, media and Associated Press.
- He was named the Bednarik National Defensive Player of the Week and Walter Camp National Defensive Player of the Week after 4.5 tackles for loss and 2.5 sacks at Michigan State (11/2) in Week 10.
- His younger brother **Amari Kamara** is a true freshman and linebacker for the Hoosiers.
- He notched five total tackles with 2.0 tackles for loss and 1.0 sacks in Week 2 against Kennesaw State (9/6).
- **Tyrique Tucker** was a key rotational piece to the defensive line in 2024 and has started every game of 2025 en route to being a First-Team All-American (On3). He has a tackle for loss in nine of 14 games.
- He posted a team-high 2.5 tackles for loss and 1.5 sacks in Week 9 against UCLA (10/25).
- In back-to-back games in Week 3 and 4, Tucker had 1.5 tackles for loss and a solo sack (Indiana State; 9/12) and 2.0 sacks on four tackles (No. 9/8 Illinois; 9/20).
- Tucker spent his first two seasons at James Madison (2022-23) where he redshirted in 2022 and then made five starts over 13 appearances in 2023.

- **Mario Landino** has 26 career appearances, missing just one game of his career due to an injury in 2024
- He posted 1.0 sack and four tackles in his first career start in Week 7 at No. 3/2 Oregon (10/11).
- He notched 2.0 sacks on four total tackles in Week 4 against No. 9/8 Illinois (9/20) after Landino logged 1.5 tackles for loss and had a solo sack in Week 3 against Indiana State (9/12).
- He registered his first career sack on a combined effort with Tucker in Week 9 of 2024 against Washington (10/26) when they brought down Will Rogers in the third quarter.
- His first-career appearance came in Week 1 of 2024 against FIU when he combined on a tackle for loss with Tucker for his first career tackle.
- **Stephen Daley's** 1.0 tackles for loss in his Hoosier debut in Week 1 against Old Dominion (8/30) set the tone for him leading the Big Ten with 19.0 on the season, a total that ranks tied for No. 7 in IU single season history.

• The second-team All-American (CBS Sports & On3) has logged at least 0.5 tackle for loss in 11 of 13 games this season.

Week	Opponent	TFL
Week 1	Old Dominion	1.0
Week 2	Kennesaw State	1.0
Week 3	Indiana State	2.0
Week 4	No. 9/8 Illinois	0.5
Week 5	at Iowa	1.0
Week 8	Michigan State	2.0
Week 9	UCLA	0.5
Week 11	at Penn State	2.5
Week 12	Wisconsin	3.0
Week 14	at Purdue	4.5
Week 15	vs. No. 1/1/1 Ohio State	1.0

- Daley forced a fumble and 3.5 or more tackles for loss in back-to-back games (3.5 TFL, vs. Wisconsin; 4.5 TFL, at Purdue) to end the regular season.
- He had a team-best 2.0 sacks to go along with three tackles in Week 8 against Michigan State (10/18).
- Daley charted four tackles and 1.0 tackles for loss in Week 5 at Iowa (9/27) after his first sack as a Hoosier as part of a 2.0 tackles for loss day in Week 3 against Indiana State (9/12).
- He appeared in 39 career games including 24 starts at Kent State (2022-24). In 2024, Daley logged 9.5 tackles for loss, 4.0 sacks, one forced fumble and a fumble recovery.

- **Dominique Ratcliff** has appeared in 52 career games, including 39 appearances with five starts over five seasons at Texas State (2022-24) and Louisiana-Lafayette (2020-21).
- In Week 3 against Indiana State (9/12), Ratcliff logged 2.0 tackles for loss.
- Ratcliff made his Hoosier debut in Week 1 against Old Dominion (8/30).
- **Hosea Wheeler** had a fumble recovery in Week 12 against Wisconsin (11/15) when he scooped the ball from Daley's strip.
- He had his second career fumble recovery and his first as a Hoosier in Week 9 against UCLA (10/25) when he recovered the ball from **Isaiah Jones'** strip of Jalen Berger.
- His Hoosier debut in Week 1 against Old Dominion (8/30) saw him log five stops.
- Wheeler came to Indiana after three seasons at Western Kentucky (2022-24) and one year at Sacramento City College (2021).
- The California native has five career forced turnovers (1 INT, 2 FF, 2 FR) and blocked two career kicks.
- Wheeler earned first-team All-Conference USA honors after posting a tackle in all 14 games and leading Conference USA interior defenders with 619 snaps played in 2024.
- Despite only playing in the first six games of the season, **Kellan Wyatt** logged 27 tackles, 8.0 tackles for loss and 2.5 sacks before getting injured in Week 8 versus Michigan State (10/18).
- He had three-straight games with at least 0.5 sack when he notched 1.5 sacks at Oregon (10/11), 1.5 at Iowa (9/27) and 2.0 versus No. 9/8 Illinois (9/20).
- Wyatt posted a team-high nine tackles and 2.5 tackles for loss in Week 2 against Kennesaw State (9/6) after three tackles in his Hoosier debut against Old Dominion (8/30) in the season opener.
- In three seasons at Maryland (2022-24), Wyatt logged 35 career games played and 28 starts. In 2024, he had 7.5 tackles for loss and 3.0 sacks.



CORNERBACKS

CORNERBACKS (7)

No.	Name	Ht.	Wt.	Yr.	State
3	Bell, Jaylen	5-10	176	Fr.	N.J.
10	Gandy, Ryland	6-0	186	R-So.	Ga.
20	Henderson, Dontrae *	5-11	183	R-Fr.	N.C.
45	Murff, Lincoln	5-10	184	R-So.	Ind.
22	Sharpe, Jamari ***	6-1	187	R-Jr.	Fla.
19	Smith, Zacharey	5-11	170	Fr.	Ga.
5	Ponds, D'Angelo *	5-9	173	Jr.	Fla.

* - Varsity letter earned

- **Rod Ojong** is in his second year coaching the cornerbacks in Bloomington after five years coaching defensive backs at multiple schools: Austin Peay (2018), Furman (2019), Buffalo (2021-22) and Charlotte (2023).
- In 2020, he was a quality control assistant for a Georgia team that won the Peach Bowl and posted an 8-2 record.
- **D'Angelo Ponds** is the No. 6 rated coverage cornerback in the Power 4 per Pro Football Focus (84.5) and No. 1 in the Big Ten (min. 350 snaps).
- Ponds was named both first team All-America (Sports Illustrated & The Sporting News) and first-team All-Big Ten (coaches & media). It is the third consecutive season that Ponds has been named an All-American.
- He earned the Rose Bowl Game's Defensive MVP and had his first career forced fumble against Alabama (1/1) when he stripped Ty Simpson and **Isaiah Jones** recovered it.
- He had nine tackles in the Big Ten Championship against Ohio State (12/6).
- In Week 8 against Michigan State (10/18), Ponds posted nine stops, 0.5 tackle for loss and a pass breakup.
- Ponds blocked his second career punt in the first quarter and returned it 11 yards for a touchdown in Week 4 against No. 9/8 Illinois (9/20). It was the program's first blocked punt return for a touchdown since **Javon Swinton** against Idaho in 2021.
- He opened his second season at Indiana with his sixth-career interception, four tackles and 1.0 tackle for loss in Week 1 against Old Dominion (8/30).
- He garnered 2024 second-team All-America honors from The Athletic, CBS Sports, ESPN, Football Writers Association of American, Phil Steele and USA Today while also earning first-team All-Big Ten from the conference coaches, media and Associated Press.
- In Week 9 of 2024 against Washington (10/26), Ponds logged his first career multi-interception game when he caught two picks, one that he returned 67 yards for a touchdown.
- Ponds has started 36 games of his 39 career appearances spanning his time at James Madison (2023) and Indiana (2024-present).
- Ponds was tabbed as a Freshman All-American by the FWAA, a semifinalist for the Shaun Alexander Freshman of the Year award and notched second-team All-Sun Belt honors as a freshman.

- **Jamari Sharpe** is the longest tenured Hoosier in the cornerback room with 38 appearances and 26 starts, and has started in every game of 2025.
- He notched forced fumbles in back-to-back weeks, forcing one in Week 10 at Maryland (11/1) and in Week 11 at Penn State (11/8).
- Sharpe had the first forced fumble of his career and second fumble recovery in Week 2 against Kennesaw State (9/6).
- Sharpe played in nine games with three starts in 2024 after enjoying a breakout 2023 season. After playing just three games in his redshirt season of 2022, Sharpe appeared in all 12 games and made nine starts in 2023.
- His first career interception came in Week 12 of the 2023 season against Michigan State on a third-quarter pick of Katin Houser.
- **Ryland Gandy's** first start as a Hoosier came in Week 5 at Iowa (9/27), when he had five tackles and 1.0 tackles for loss.
- Gandy made his Hoosier debut in Week 1 against Old Dominion (8/30), after three years at Pitt (2022-24) with 29 appearances.
- All 13 of his starts as a Panther were made in 2024 with his first career start against Kent State (8/31) in the season opener.
- True freshman **Jaylen Bell** made his first two career tackles in Week 3 against Indiana State (9/12).
- He made his Hoosier debut in Week 2 against Kennesaw State (9/6).
- He came to Indiana after a standout career at Grayson High School (Georgia) where he became a consensus three-star recruit and considered a top-60 defensive back nationally. His career totals include 128 tackles, 5.0 tackles for loss, six interceptions and 25 pass breakups.



SAFETIES/ROVERS

SAFETIES (10)

No.	Name	Ht.	Wt.	Yr.	State
2	Baldwin Jr., Byron	6-2	194	Fr.	Md.
27	Bellin, Reece	6-1	206	R-So.	Ind.
24	Bonds, Bryson *****	6-0	202	R-Sr.	Texas
16	Boyd, Jah Jah	5-11	188	R-Fr.	Pa.
12	Boykin, Devan	5-10	195	R-Sr.+	N.C.
36	Conner, Clay	6-4	207	R-So.	Ind.
37	Kizer, Heath	6-1	203	R-Fr.	Ind.
7	Moore, Louis	5-11	200	R-Sr.+	Texas
33	Reese, Garrett	6-2	203	Fr.	Ill.
9	Stewart Jr., Seaonta	6-1	203	Fr.	Ohio

ROVER (2)

No.	Name	Ht.	Wt.	Yr.	State
31	Chung, Anthony	6-1	197	R-So.	Wis.
1	Ferrell, Amare **	6-2	202	Jr.	Fla.

* - Varsity letter earned

- **Ola Adams** is back for his second year coaching Indiana's safeties and defensive backs in 2024.
- In 2023, Adams was a defensive analyst and analytics coordinator at Penn State. Prior to 2023, Adams coached defensive backs across the collegiate and professional ranks.
- Adams coached at Villanova from 2015-21, tutoring the defensive backs and serving as the team's defensive coordinator from 2019-21. He also was defensive backs assistant for the Denver Broncos in 2022.
- **Amare Ferrell** has started every game since 2024 (27 straight) and has made 39 career appearances while charting 103 tackles, eight interceptions, 7.0 tackles for loss and 1.5 sacks during his time in Bloomington.
- The All-Big Ten second team (media) selection picked off Ryan Browne for his fourth interception of the season in Week 14 at Purdue (11/28) on their second offensive play of the game.
- He had an interception in the first quarter of Week 5 at Iowa (9/27). His pick of Mark Gronowski set up Indiana for a touchdown on its first offensive series of the game.
- He intercepted Ethan Hampton in the fourth quarter of Week 4 against No. 9/8 Illinois (9/20), and made the first of three IU interceptions in Week 1 against Old Dominion (8/30).
- Ferrell posted his first career multi-interception game at Michigan State (11/2) in 2024 with a pair of second-quarter picks.
- In his first career start in Week 1 against FIU (8/31) in 2024, Ferrell grabbed his first career interception and posted two tackles.
- He was one of seven true freshmen in the program to debut in 2023 and the only not to redshirt (played in all 12 games).
- **Louis Moore** had his ninth career interception and sixth of the season in the Big Ten Championship Game against Ohio State (12/6). The pick put him in a tie for No. 8 on the program's career list and in a tie at No. 3 on the single season list.
- His six interceptions in 2025 earned him first team All-America (CBS Sports, On3, Sports Illustrated) and All-Big Ten first team (coaches) honors. His six picks are tied for No. 2 in the nation with Ricardo Jones (Clemson) and John Nestor (Minnesota), he trails Jakari Foster (Louisiana Tech) with eight.
- He logged his fifth career double-digit tackle game with 11 stops and 0.5 tackle for loss in Week 8 against Michigan State (10/18).
- He had eight tackles and a second-consecutive week with an interception in Week 7 at No. 3/2 Oregon (10/11).
- Moore logged seven tackles and an interception in the Week 5 win at Iowa (9/27), after he led the team with six tackles, including five solo stops in Week 4 against No. 9/8 Illinois (9/20).

- He posted back-to-back weeks with seven tackles and an interception in Weeks 1-2 against Old Dominion (8/30) and Kennesaw State (9/6). He also notched 1.5 tackles for loss in Week 2.
- Moore transferred back to Indiana after spending the 2024 season at Ole Miss. He previous played for IU in the 2022-23 seasons and before that was a standout at Navarro Community College (2020-21).
- He has appeared in 49 career games with 24 starts over his five years with five career double-digit tackle games (1, 2025; 1, 2024; 3, 2023).
- At Ole Miss, Moore appeared in 11 games with two starts and logged 36 tackles with 2.0 tackles for loss. In Week 3 at Wake Forest (9/14) he made his first career fumble recovery.
- In his first stint at Indiana, Moore made 10 starts in 24 appearances and was the Hoosiers' second-leading tackler (82 stops) in 2023.
- In Week 4 against Akron (9/23), Moore had the first multi-interception game of his career when he hauled in two, which included a pick-6 in the third quarter.
- **Devan Boykin** charted 3.0 tackles for loss and 1.0 sack among seven total tackles in the Rose Bowl Game against Alabama (1/1).
- Boykin logged seven stops and his second fumble recovery in four games when he picked up **Stephen Daley's** forced fumble in Week 14 at Purdue (11/28).
- He had his second interception in four games in Week 12 against Wisconsin (11/15) after his first interception as a Hoosier in Week 9 against UCLA (10/25).
- Boykin forced and recovered a fumble for a 32-yard touchdown return on his strip of Malik Washington in the third quarter for his first touchdown as a Hoosier in Week 10 at Maryland (11/1).
- In Week 2 against Kennesaw State (9/6), Boykin logged four stops and 1.0 tackles for loss.
- Boykin made one tackle and the start in his IU debut in Week 1 against Old Dominion (8/30). He missed the 2024 season due to injury and redshirted while at NC State.
- In his five seasons with NC State (2020-24), Boykin appeared in 45 career games with 20 starts. He made his first career start as a true freshman in 2020 at North Carolina.
- In 2023 against Notre Dame (9/9), he logged his first career double-digit tackle game when he had 11 stops. He also forced his first career fumble against North Carolina to end the regular season (11/25).

- **Anthony Chung** made his first career tackle in Week 2 against Kennesaw State (9/6). After not seeing the field in all of 2023 or 2024, he made his Hoosier debut on special teams in Week 1 against Old Dominion (8/30).
- **Clay Conner** logged his first career tackle in Week 3 against Indiana State (9/12) and blocked his first career punt in Week 2 against Kennesaw State (9/6).
- He made his Indiana debut in Week 14 against Purdue (11/30) in 2024.
- **Jah Jah Boyd** had his first career forced fumble when he stripped the ball from Jahmari Powell-Wonson at Maryland in in Week 10 (11/1).
- Following a lost 2024 season due to injury, Boyd made his Hoosier debut in Week 2 against Kennesaw State (9/6). He made his first career tackle in Week 3 against Indiana State (9/12).
- True freshman **Garrett Reese** had his first career fumble recovery when he picked up the ball from Boyd's forced fumble of Jahmari Powell-Wonson in Week 10 at Maryland (11/1).
- Reese made his Hoosier debut in Week 1 against Old Dominion (8/30) on special teams.
- **Byron Baldwin Jr.** had his first career forced fumble after a forced fumble from **Jamari Sharpe** in Week 10 at Maryland (11/1).
- He made his collegiate debzut in Week 9 against UCLA (10/25) on special teams and logged his first three career tackles.
- Baldwin Jr. was a consensus four-star prospect per ESPN, 247Sports, Rivals and On3 and a top-100 national recruit by 247Sports and On3, after a prep career at St. Frances Academy.
- The Maryland native was named an Under Armour All-American and is considered the No. 8 highest rated recruit in Indiana football history per 247Sports.
- **Bryson Bonds** is the longest-tenured Hoosier on the roster, spending all six of his collegiate seasons with IU. Bonds has appeared in 48 career games with one start, but suffered a season-ending injury against Old Dominion.



SPECIALISTS

PLACE KICKERS (6)

No.	Name	Ht.	Wt.	Yr.	State
49	Baker, Oludabe	6-1	207	R-Sr.	Ga.
35	Franke, Brendan	6-3	233	R-Sr.+	Neb.
15	Radicic, Nico **	5-11	187	R-So.	Texas
90	Placzek, Josh	5-11	199	R-Fr.	Ind.
43	Taylor, Bryce	5-10	184	Fr.	Ind.
93	Warren, Quinn	6-6	223	So.	Ind.

PUNTERS (1)

No.	Name	Ht.	Wt.	Yr.	State
44	McCarthy, Mitch	6-5	233	Sr.	Australia

LONG SNAPPERS (2)

No.	Name	Ht.	Wt.	Yr.	State
47	Langston, Mark	6-0	222	R-Sr.+	Ga.
45	Lindsey, Sam	6-0	190	R-So.	Ga.

* - Varsity letter earned

- **Grant Cain** is in his second season at the helm of Indiana's special teams unit and his seventh under **Curt Cignetti**, previously leading the same unit for James Madison from 2019-23.
- Cain's unit earned an 88.7 grade by PFF in the 2024 season which graded out at No. 4 nationally and No. 2 in the Big Ten.
- In his time leading special teams units, his pupils have notched three All-America honors and 16 all-conference selections.
- **Nico Radicic** has 28 career appearances at IU and has been the field goal specialist in every game since the start of the 2024 season (27 games).
- He garnered All-Big Ten first team (coaches & media) honors and was named the Bakken-Andersen Kicker of the Year.
- Radicic's 29-yard field goal in the Big Ten Championship Game against Ohio State (12/6) improved his consecutive field goals made streak to a program-record 16 straight. He passed **Austin Starr** (15; 2007).
- His eight total points in the Rose Bowl Game against Alabama (1/1) pushed his season total to 124 and into No. 3 on the single-season charts, passing **Griffin Oakes** (125; 2015). Radicic accounts for just the sixth 100-point season in IU history and third for a kicker.

- The eight points improved his career total to 228 to pass **Bill Manolopoulos** (226; 1993-96) for the program's No. 10 spot. He trails **LeVron Williams** (230; 1998-2001).
- Both of Radicic's field goals in Week 5 at Iowa (9/27) tied the game. He converted from 46 yards at half (10-10) and from 44 yards in the fourth quarter (13-13).
- With 147 consecutive extra points made, Radicic's streak now sits No. 3 in Big Ten history. He trails Wisconsin's Rafael Gaglianone at 167 (2014-2018) for No. 2.
- His 5-for-5 effort on extra points against Alabama pushed his season total to 76 which extends his own school record. He previously set the record in 2024 with 69 extra points.
- The five extra points improved his career total to 147 and into a tie for No. 2 on the career list with **Griffin Oakes** (147; 2014-17).
- He is just the third Hoosier to make 100 consecutive extra points as he joined **Mitch Ewald** (100-for-100 before first miss; 2010-13) and **Pete Stoyanovich** (107-for-107; 1985-88).
- Radicic holds eight of the top-10 single-game extra points made marks with No. 1 (11; Western Illinois, 2024), T-No. 2 (10; Indiana State, 2023), T-No. 4 (9; Illinois, 2025), (9; Purdue, 2024), T-No. 6 (8; Purdue, 2025), (8; UCLA, 2025), (8; Kennesaw State, 2025), (8; Nebraska, 2024).
- He finished No. 2 in FBS in extra points made (69) and posted an FBS-best 5.3 extra points made per game in 2024. He broke Indiana's single-season record for extra points made last year and it only took him nine games to claim the record.
- He is 26-of-28 (.929) on field goal attempts and 147-of-147 (1.000) on extra point attempts in his collegiate career.
- A five-star prospect per Kohl's Kicking, Radicic was rated the No. 3 kicker nationally by 247Sports and the No. 4 kicking prospect by ESPN in the class of 2023. He was selected to participate in the 2023 Army All-American Bowl.
- **Brendan Franke** arrived to Bloomington in 2025 and assumed the kickoff specialist duties for the Hoosiers.
- In Week 7 at No. 3/2 Oregon (10/11), Franke made his first career field goal when he tied the IU program record for longest field goal with a 58-yarder in the closing seconds of the first half to put Indiana ahead, 13-10. The kick was the longest made field goal by a Hoosier in a road or neutral-site game and also set an Autzen Stadium record.
- Franke has logged a touchback on 46 of his 51 career kickoffs (.902) in his time as a Hoosier, and has a career touchback rate of .739 (193-of-261).
- He has appeared in 57 career games. He played in 12 games at Texas State (2024), four at Georgia Southern (2023) and redshirted, and 24 over two seasons at Nebraska (2021-22). He saw time in nine games in one season at Morningside (Iowa) College (2020).

- **Mitch McCarthy** is the only punter on the roster and is in his first season as a Hoosier. McCarthy spent three seasons at UCF (2022-24) prior to IU where he played his first snaps of American Football.
- McCarthy, 27, is the fourth oldest player in FBS Football with the only players older being 29 or 30 years-old.
- All three of McCarthy's punts landed inside the 20-yard line in the Big Ten Championship Game against Ohio State (12/6).
- In Week 5 at Iowa (9/27), McCarthy punted for the first time since his Week 1 injury. McCarthy logged four punts for 155 yards and had two punts land inside the Iowa 20-yard line.
- He had one punt for 47 yards in his Hoosier debut in Week 1 against Old Dominion (8/30) before exiting the game with injury which caused him to miss Weeks 2-3.
- He has notched 50 punts inside the 20-yard line and has averaged 42.4 yards per punt on 144 career punts.
- The Australia native spent one year at Village Christian High School in California and participated in basketball before he was selected as the No. 7 overall pick in the 2016 Australian Rules Football Rookie Draft by Collingwood and then trained with ProKick Australia in the fall of 2021.
- **Quinn Warren** took over on kickoff duties starting in Week 9 against UCLA (10/25) in relief of Franke's injury. He has had 44 kickoffs with 23 touchbacks in seven games.
- He punted in Weeks 1-4 and got three of his seven punts inside the 10-yard line.
- Both punts in Week 4 against No. 9/8 Illinois (9/20) went for 52 yards with his second being pinned at the Illinois 2-yard line. He also pinned Old Dominion (8/30) inside the 5 in Week 1.
- Warren appeared in seven games in 2024 as a kickoff specialist due to injuries in the special teams unit.
- Long snapper **Mark Langston** is in second season with the IU program and has started every game at long snapper since coming to Bloomington.
- His strong performance in the 2025 season earned him consensus All-Big Ten First Team honors from the Coaches and Media. In the preseason, he was named to the Mannelly Award Watch List, which honors the best long snapper in the FBS.
- Langston has started in every game (27 games) since joining the Hoosiers in 2024 and has appeared in 49 collegiate games. The first 22 of those came at Georgia Southern. He did not see any game action at Kennesaw State.
- He is in his seventh and final collegiate season after spending two years at Kennesaw State (2019-20) and three years at Georgia Southern (2021-23) where he missed the entire 2023 season due to an ACL injury.

RECORD BREAKDOWN

	2025	Cignetti at IU		2025	Cignetti at IU		2025	Cignetti at IU
Overall	14-0	25-2	In Overtime	0-0	0-0	Allowing less than 100 yards rushing	12-0	20-0
Big Ten	9-0	17-1	Games decided by 7 or fewer points	3-0	4-0	Allowing 100+ yards rushing	2-0	5-2
Day Games	10-0	18-1	Scoring less than 20 points	1-0	1-2	Allowing less than 300 yards total offense	10-0	17-0
Night Games	4-0	7-1	Scoring 20-29 points	3-0	4-0	Allowing 300+ yards total offense	4-0	8-2
Televised Games	14-0	25-2	Scoring 30-39 points	4-0	6-0	Having one 100-yard rusher	5-0	8-0
ABC	0-0	0-1	Scoring 40+ points	6-0	14-0	Having two 100-yard rushers	0-0	0-0
Big Ten Network	2-0	8-0	Allowing 10 points or less	9-0	14-0	Opponent having a 100-yard rusher	1-0	2-1
CBS	2-0	3-0	Allowing 11-20 points	4-0	8-0	No turnovers	7-0	14-0
ESPN	1-0	1-0	Allowing 21-30 points	1-0	3-1	1-3 turnovers	7-0	10-2
ESPN2/ESPNU	0-0	0-0	Allowing 31+ points	0-0	0-1	4+ turnovers	0-0	1-0
FOX	3-0	4-1	Rushing for less than 100 yards	1-0	2-2	No takeaways	2-0	5-1
FS1	2-0	3-0	Rushing for 100-199 yards	5-0	10-0	1-2 takeaways	9-0	13-1
NBC/Peacock	4-0	6-0	Rushing for 200-299 yards	2-0	6-0	3+ takeaways	3-0	7-0
vs. AP Ranked Opponents	4-0	4-2	Rushing for 300+ yards	6-0	7-0	Winning in turnover margin	11-0	19-0
Scoring First	11-0	20-1	Passing for less than 200 yards	3-0	5-1	Losing in turnover margin	0-0	2-1
Opponent Scores First	3-0	5-1	Passing for 200-299 yards	8-0	12-1	Tied in turnover margin	3-0	4-1
Leading at the Half	12-0	23-0	Passing for 300-399 yards	3-0	8-0	More than 30:00 of possession	10-0	18-1
Trailing at the Half	1-0	1-2	Passing for 400+ yards	0-0	0-0	Less than 30:00 of possession	4-0	7-1
Tied at the Half	1-0	1-0	Totalling less than 300 yards total offense	0-0	1-2			
Leading after Three Quarters	13-0	24-0	Totalling 300-399 yards total offense	5-0	7-0			
Trailing after Three Quarters	0-0	0-2	Totalling 400-499 yards total offense	3-0	6-0			
Tied after Three Quarters	1-0	1-0	Totalling 500+ yards of total offense	6-0	11-0			





PERSONAL

Born June 2, 1961
Hometown Pittsburgh, Pa.
Family Wife - Manette;
 Daughters - Carly & Natalie
 Son - Curtis
High School Morgantown (W. Va.)
College West Virginia University, '82

COACHING EXPERIENCE

Pittsburgh
 1983-84: Graduate Assistant
Davidson
 1985: Quarterbacks/Wide Receivers
Rice
 1986-88: Quarterbacks
Temple
 1989-92: Quarterbacks
Pittsburgh
 1993-99: Quarterbacks/Tight Ends
NC State
 2000-06: Recruiting Coordinator/Quarterbacks/Tight Ends
Alabama
 2007-10: Recruiting Coordinator/Wide Receivers
Indiana University of Pennsylvania (53-17 as head coach)
 2011-16: Head Coach
Elon (14-9 as Head Coach)
 2017-18: Head Coach
James Madison (52-9 as Head Coach)
 2019-23: Head Coach
Indiana
 2024-: Head Coach

BOWL/PLAYOFF EXPERIENCE

1984	Fiesta Bowl	Pittsburgh
1997	AXA/Equitable Liberty Bowl	Pittsburgh
2000	Micronpc.com Bowl	NC State
2001	Tangerine Bowl	NC State
2003	Gator Bowl	NC State
2003	Tangerine Bowl	NC State
2005	Meineke Car Care Bowl	NC State
2007	Independence Bowl	Alabama
2009	Sugar Bowl	Alabama
2010	Citi BCS National Championship	Alabama
2011	Capital One Bowl	Alabama
2012	NCAA Division II Quarterfinals	Indiana University (Pa.)
2015	NCAA Division II 2nd Round	Indiana University (Pa.)
2016	NCAA Division II 2nd Round	Indiana University (Pa.)
2017	FCS Playoffs 1st Round	Elon
2018	FCS Playoffs 1st Round	Elon
2019	FCS National Championship Game	James Madison
2020	FCS Semifinals	James Madison
2021	FCS Semifinals	James Madison
2023*	Lockheed Martin Armed Forces Bowl	James Madison
2024	College Football Playoff (First Round)	Indiana

*Did not coach bowl game.

INDIANA RESURGENCE

- Cignetti has immediately elevated the Indiana program with a program-record 11 victories in his first season at the helm and a College Football Playoff appearance.
- After helping the Hoosiers to an 11-2 record and an 8-1 mark in the Big Ten — both win totals are program-bests — he was named the Hayes-Schembechler Big Ten Coach of the Year (coaches) and Dave McClain Coach of the Year (media) from the conference office.
- The accolades didn't stop there, as he was named the Home Depot National Coach of the Year at the annual ESPN Home Depot Awards and added national coaching honors from The Sporting News, FWAA, Associate Press, Walter Camp Football Foundation and AFCA.
- Cignetti is the first-ever Division I head coach to start 10-0 in consecutive seasons at different schools. (James Madison, 2023; Indiana, 2024).
- One of six Big Ten coaches that started their Big Ten tenures with 10-0 overall records in the AP Poll Era (since 1936): Cignetti (2024), Ryan Day (Ohio State, 2018-19), Urban Meyer (Ohio State, 2012), Earle Bruce (Ohio State, 1979), Bennie Oosterbaan (Michigan, 1948-49) and Carroll Widdoes (Ohio State, 1944-45).
- Cignetti engineered a 7.5-game improvement from Indiana's 2023 to 2024 season, a number that sits as the fourth-best improvement by a first-year head coach since at least 1996 and is the best by a Power 4 head coach since 2012 (Gus Malzahn, Auburn; 8 games).
- He is the only Indiana head coach to begin his head coaching tenure 4-0 or better and his 11 wins set the mark for wins by a first-year IU head coach, previously held by James M. Sheldon (8; 1905).
- A win over FIU in Week 1, Cignetti became the 15th coach in program history to win the first game of his Indiana tenure and the first to do since Bill Lynch in 2007. He was the eighth IU frontman to start 2-0 and fourth to begin 3-0.
- Joins Clyde B. Smith (1948) as the only first-year Indiana head coaches to win their first game at IU and their initial Big Ten game.
- The 77 points in the Western Illinois set the single-game program record for points in a game and the 66 points against Purdue in a 66-0 shutout are the most by an IU team in a Big Ten game. The previous marks were 76 (Franklin College, 1901) and 63 (at Wisconsin, 2001).
- The 29-point margin of victory at UCLA was Indiana's largest in a Big Ten road game since defeating Wisconsin (Oct. 6), 63-32, in 2001.
- Indiana's offense has set program records for total touchdowns (70), offensive touchdowns scored (68), and rushing touchdowns (tied; 37).
- Bryant Haines and Mike Shanahan have been with Cignetti for the long haul. Both took jobs at Indiana University of Pennsylvania and were elevated to coordinator for the first time at James Madison under Cignetti.
- Along with the six assistant coaches, Cignetti saw 13 key contributors from his previous stop join the IU program via the transfer portal in 2024.

SUCCESS AT JAMES MADISON

- Prior to becoming Indiana's head coach in December 2023, Cignetti amassed massive success at James Madison in his five-year tenure in Harrisonburg.
- Cignetti's Dukes teams went 52-9 from 2019-23, including a 19-4 mark in 2022 and 2023, JMU's first two years as an FBS program.
- 2023 was nothing short of magical for James Madison as the team went 11-1, had a 7-1 mark in the Sun Belt while winning the eastern division and spent time in the national rankings.
- Cignetti became the first coach to lead his team into the Top 25 during a program's first year of transition from FCS to FBS.
- In 2023, JMU clinched the school's first bowl bid, back-to-back Sun Belt East titles, and a Top-25 ranking for six-straight weeks.
- In Week Two (9/9), James Madison went on the road and defeated the flagship school of the state, the University of Virginia, in dramatic fashion, 36-35.
- The outstanding season earned Cignetti 2023 Sun Belt Coach of the Year.
- In 2022, JMU went 8-3 overall with a 6-2 mark in conference play to finish tied for first in the Sun Belt East Division. The Dukes opened with a 5-0 record, earning its Top-25 nod for the first time.
- Prior to FBS football, Cignetti led his JMU teams to equal levels of success in the Colonial Athletic Association and the FCS from 2019-21.
- The Dukes clinched three-consecutive CAA championships and playoff appearances, a berth in the 2019 FCS national championship game, and FCS semifinal appearances in 2020 and 2021.
- In his five years at James Madison, Cignetti's teams went 31-4 in conference play.
- Cignetti led James Madison to a 14-2 record and the national title appearance in his first campaign in Harrisonburg in 2019. JMU reeled off 14 consecutive wins, went 8-0 in league play, and notched eight nationally-ranked wins, with three inside the Top 10.
- The Dukes went 7-1 and reached the FCS semifinals in 2020, and finished 12-2 with a conference championship and semifinal appearance in their final FCS season in 2021.

- A 2019 Eddie Robinson Award finalist, Cignetti mentored 27 Dukes to All-America status. At the conference level, he tutored one Player of the Year, three Offensive Players of the Year, two Defensive Players of the Year, and one Special Teams Player of the Year.
- James Madison totaled 72 all-conference honorees, including 2023 Sun Belt Player of the Year quarterback Jordan McCloud and 2023 Defensive Player of the Year defensive lineman Jalen Green. Additionally, 17 Dukes carded spots on the All-Sun Belt team.

RAPID TURNAROUND AT ELON

- Prior to his stint at James Madison, Cignetti amassed a 14-9 record in two years at Elon (2017-18), a program that went 12-45 in the previous five campaigns.
- The Phoenix qualified for the FCS Playoffs in both seasons, just the second and third playoff berths in program history (2009).
- Cignetti led Elon to a six-win improvement in 2017, going 8-4 and finishing second in the CAA at 6-2. The Phoenix defeated four ranked opponents and returned to the national rankings for the first time since 2010.
- His squad also went on an eight-game winning streak, the first from an Elon football team since 2009.
- He was named Colonial Athletic Association Coach of the Year as the Phoenix reached the postseason and finished 20th in the national rankings.
- The great success also put him in line for a fourth-place finish in the voting for the Eddie Robinson Award.
- Elon secured a second-straight playoff appearance in 2018, with the ninth-ranked Phoenix knocking off No. 2 James Madison for the program's first-ever win over an FCS Top-5 opponent. The victory also snapped the Dukes' 22-game conference winning streak.

THE IUP DAYS

- Cignetti's inaugural head-coaching opportunity came at Indiana University of Pennsylvania from 2011-16.
- The IUP job was personally special for Cignetti as that is where his father, Frank Cignetti Sr., patrolled the sidelines for 20 years as head coach and played his college football.
- His father, Frank, is a member of the College Football Hall of Fame after playing at IUP and compiling a coaching record of 199-77-1 at West Virginia (1976-79) and IUP (1986-2005).
- The field at IUP is named in his honor (Frank Cignetti Field @ George P. Miller Stadium).
- Curt Cignetti went 53-17 with three playoff appearances and four Top 25s in six campaigns as the IUP head coach.
- The Crimson Hawks touted a 33-11 ledger in the Pennsylvania State Athletic Conference after a 4-10 two-year stretch prior to his arrival. Cignetti was 4-3 in the playoffs and had a final ranking as high as 12th (2016).

BEFORE HE WAS A HEAD COACH

- Cignetti's 27-year tenure as an FBS assistant coach featured a spot on Nick Saban's first coaching staff at Alabama. He served as wide receivers coach and recruiting coordinator (2007-10).
- Saban coached under Frank Cignetti before later employing Curt at Alabama.
- The Crimson Tide went 12-2 in 2008, the same year Cignetti helped corral the nation's No. 1 recruiting class. Alabama followed with an undefeated national championship season in 2009, and a 10-win campaign in 2010.
- He joined the Crimson Tide after a seven-year stint as recruiting coordinator (2000-06), tight ends coach (2000-02), and quarterbacks coach (2003-04) at North Carolina State.
- The Wolfpack reached five bowl games, including the 2002 Gator Bowl squad that set a program record with 11 victories.
- His first run as a recruiting coordinator came at Pitt from (1993-99), where he also coached tight ends and quarterbacks at various times under College Football Hall of Fame head coach Johnny Majors.
- Cignetti started his coaching career as a graduate assistant at Pitt (1983-84) and was part of its Fiesta Bowl team his first year. • He mentored quarterbacks and receivers at Davidson in 1985, and he oversaw the quarterbacks at Rice (1986-88) and Temple (1989-92).
- Cignetti graduated from West Virginia in 1982, where he lettered as a quarterback and earned his bachelor's degree in business administration.

PERSONAL

- Curt and his wife, Manette, have three children, Natalie, Carly and Curtis. Natalie was an honorable mention All-American in volleyball at IUP.
- Cignetti earned his bachelor's degree from West Virginia University in 1982.

COACHING STAFF

BRYANT HAINES (FIELD)

Defensive Coordinator/Linebackers
2nd season at Indiana

- Eleven years of collegiate coaching experience and is a two-time Broyles Award semifinalist (2023 & 2024).
- In 2024, his units led the nation in rushing defense (80.2) and finished No. 2 in total defense (256.34).
- Tutored Aiden Fisher to first-team All-America honors in 2024, the first Hoosier linebacker to earn the honor in program history.
- Fourth school working under Curt Cignetti: Indiana University Pennsylvania (2016), Elon (2017-18) and James Madison (2019-23).
- Served as a graduate assistant on the defense at IU in 2012.

**MIKE SHANAHAN (BOOTH)**

Offensive Coordinator/Wide Receivers
2nd season at Indiana

- Enters 10th season coaching receivers and fifth as an offensive coordinator.
- In 2024, offense ranked No. 2 nationally in scoring offense (41.3) and passing efficiency (174.3).
- Fourth school working under Curt Cignetti: Indiana University Pennsylvania (2016), Elon (2017-18) and James Madison (2019-23).
- At JMU, his offenses produced two All-Americans at wide receiver and six all-conference picks. Each season as a coordinator, a JMU quarterback earned Sun Belt Player of the Year or Sun Belt Offensive Player of the Year honors.

**GRANT CAIN (FIELD)**

Special Teams Coordinator/Tight Ends
2nd season at Indiana

- Holds 21 years of coaching experience in the college and professional ranks.
- Special teams units finished with the third-highest special teams grade per Pro Football Focus (88.7) in the Power 4 in 2024.
- At JMU, his pupils earned three All-America honors with his units combining for four All-Sun Belt Conference picks and nine All-Colonial Athletic Association selections.
- Tight end Zach Horton was a first-team All-SBC pick in 2023, catching six touchdowns, No. 5 nationally among tight ends.

**OLA ADAMS (BOOTH)**

Safeties/Defensive Backs
2nd season at Indiana

- Owns 16 seasons of experience across college and professional football. Of those, 12 seasons have been spent coaching defensive backs.
- Tutored at least one all-conference honoree in all but one season dating back to 2009.
- Spent the 2023 season at Penn State as a defensive analyst and analytics coordinator for the nation's No. 1 defense that sat atop the FBS in total defense (223.4 ypg) and allowed the fewest yards per game in the FBS since 2011.
- Assistant secondary coach for the Denver Broncos in 2022.

**BOB BOSTAD (FIELD)**

Offensive Line/Run Game Coordinator
3rd season at Indiana

- The lone coach retained by Indiana head coach Curt Cignetti after the coaching change in 2023.
- Owns 27 years of experience coaching the offensive line at the collegiate and professional levels.
- In first season at Indiana, Bostad helped the offensive line to its best season grade since 2017 according to Pro Football Focus and year two saw his unit earn semifinalist distinction for the Joe Moore Award.
- Had two separate stints at Wisconsin (2006-11, 17-21). During his initial run, the Badgers won two Big Ten titles. He coached 11 first-team All-Americans over his 11 total years with the Badgers.

**PAT KUNTZ (FIELD)**

Defensive Tackles
2nd season at Indiana

- In his eighth season as a college assistant after stints coaching defensive lines at James Madison (2022-23) and VMI (2018-21).
- Saw CJ West picked in the fourth round of the 2025 NFL Draft.
- In 2023, his line had four all-conference selections, including the 2023 Sun Belt Defensive Player of the Year Jalen Green.
- Returns to IU after serving as a graduate assistant on the defense for the Hoosiers for two years (2016-17).
- Was a four-year letterwinner and three-year starter at Notre Dame (2005-08) at noseguard and graduate of Roncalli High School in Indianapolis.

**JOHN MILLER (FIELD)**

Running Backs
2nd season at Indiana

- In his fifth season coaching running backs after three years at James Madison (2021-23).
- Helped the duo of Ty Son Lawton (12) and Justice Ellison (10) become the first running backs duo in Indiana history to reach double-digit rushing touchdowns in the same season.
- At only 28 years old, Miller was named to 247Sports' "30Under30" list of the top young assistant coaches in the country.
- Played wideout at James Madison (2014-17) and them to back-to-back FCS national championship game appearances in 2016 and 2017, capturing the 2016 title.

**ROD OJONG (FIELD)**

Cornerbacks
2nd season at Indiana

- Has six years of experience coaching defensive backs with stops at Austin Peay (2018), Furman (2019), Buffalo (2021-22), Charlotte (2023) and Indiana (2024-).
- Saw D'Angelo Ponds earn second-team All-America honors in 2024.
- At Charlotte, helped Dontae Balfour to third-team All-AAC honors.
- Tutored Marcus Fuqua to first-team All-MAC honors and an FBS-best seven interceptions in 2022 at Buffalo.
- In 2020, he was a quality control assistant for a Georgia team that won the Peach Bowl and posted an 8-2 record.

**CHANDLER WHITMER (FIELD)**

Quarterbacks/Co-Offensive Coordinator
1st season at Indiana

- Enters first season in a full-time coaching role at the collegiate level after four seasons in the NFL.
- Spent three seasons as a graduate assistant, with stops at Yale (2018), Ohio State (2019) and Clemson (2020).
- Helped develop Justin Herbert (Los Angeles, 2021-23) to NFL success, and developed Michael Penix Jr. (Atlanta, 2024) into an NFL starting quarterback.
- Played quarterback at the Illinois (2010), Butler (Kan.) Community College (2011) and Connecticut (2012-14).

**BUDDHA WILLIAMS (FIELD)**

Defensive Ends
2nd season at Indiana

- Owns nine years of experience coaching the defensive line or defensive ends. Coached the defensive line at Colorado State (2022-23) and UT-Martin (2016) and the defensive ends at North Dakota State (2017-21).
- At Colorado State, developed Mohamed Kamara who posted 17.0 tackles for loss with 13.0 sacks in 2023 and earned Mountain West Defensive Player of the Year.
- His time at North Dakota State included a 66-5 record over his five years as well as three All-American defensive linemen.



ATHLETIC PERFORMANCE

DEREK OWINGS

Director of Athletic Performance
2nd season at Indiana



- Owns eight years of experience on a collegiate strength and conditioning staffs.
- Was the Director of Strength and Conditioning for James Madison from 2020-2023. In his time at JMU, the Dukes went 38-7. Also served on the strength staffs of Texas Tech (2019-20) and UCF (2018).
- Began career as a graduate assistant for Utah State (2016-18).
- Played football at both Eastern Michigan (2012-13) and Mercer (2014-15). Was a wide receiver at Eastern Michigan and played tight end for Mercer.
- Earned bachelor's degree in sports management from Mercer in 2016 and his master's in physical and sport education at Utah State in 2018.

NATE ADAMS

Athletic Performance Coach
2nd season at Indiana

- Holds nine years of experience working on strength and conditioning staffs at both the collegiate and professional levels.
- Followed Derek Owings from James Madison (2021-23). Also has worked on strength staffs for the The Citadel (2020), the New York Giants (2020), Wagner (2018-20), Rugby United New York (2020), Colorado (2018) and Gannon (2017).
- Played linebacker at Eastern Michigan (2013-15) and Gannon (2016).

DANIEL JOHNSON

Athletic Performance Coach
2nd season at Indiana

- Enters his sixth year as an athletic performance coach with previous stops at Louisiana Tech (2022-24), Texas Tech (2021) and Houston (2021).
- Worked as a strength and conditioning graduate assistant at Toledo (2018).
- Received his undergraduate degree from Mississippi State in 2018. Attended Itawamba (Miss.) Community College and played football prior.

CARL MILLER

Athletic Performance Coach
2nd season at Indiana

- Has 14 years of collegiate strength and conditioning experience with stops at Eastern Michigan (2011), Wayne State (2012), Mercer (2013-18), Colorado State (2019) and Wyoming (2020-23).
- Served as director of strength and conditioning at Mercer during the 2018 season.
- Earned his associate degree in exercise science from Washtenaw Community College in 2010 and got a bachelor's in exercise science from Eastern Michigan in 2012.

JARED MYATT

Athletic Performance Coach
2nd season at Indiana

- Owns 10 years of experience as an athletic performance coach: Louisiana Tech (2015), Mercer (2015-17), LSU (2017), Appalachian State (2017), Northwestern State (2017-19), Texas Tech (2020), Live Oak High School (La.) (2022-23).
- Played football at Louisiana College (2011-14) on the defensive line where he got his bachelor's degree before getting a master's at Mercer.

NUMERICAL ROSTER

NOTE: IU Athletics advanced players eligibility forward as normal in 2020-21. Any extra seasons of eligibility awarded due to COVID-19 will be recognized following a player's regular senior season. A "+" will be added to indicate the extra season.

No.	Name	Pos.	Ht.	Wt.	Yr.	Hometown/High School (Previous School)
0	Brady, Jonathan	WR	5-10	183	Sr.	Los Angeles, Calif./ Bishop Gorman (Cal)
0	Wheeler, Hosea	DL	6-3	298	R-Sr.	Elk Grove, Calif./Franklin (Western Kentucky)
1	Hemby, Roman	RB	6-0	210	R-Sr.	Edgewood, Md./John Carroll (Maryland)
1	Ferrell, Amare	DB	6-2	202	Jr.	Lake City, Fla./Columbia
2	Baldwin Jr., Byron	DB	6-2	194	Fr.	Baltimore, Md./Saint Frances Academy
2	Wilson, Grant	QB	6-3	220	R-Sr.+	Arlington, Va./Yorktown (Old Dominion)
3	Cooper Jr., Omar	WR	6-0	204	R-Jr.	Indianapolis, Ind./Lawrence North
3	Bell, Jaylen	DB	5-10	176	Fr.	Union, N.J./Grayson
4	Chandler, Davion	WR	5-11	180	Fr.	Indianapolis, Ind./Lawrence North
4	Fisher, Aiden	LB	6-1	231	Sr.	Fredericksburg, Va./Riverbend (James Madison)
5	Ponds, D'Angelo	DB	5-9	173	Jr.	Miami, Fla./Chaminade Madonna (James Madison)
6	Bond, Lebron	WR	5-9	173	Fr.	Norfolk, Va./Maury
6	Kamara, Mikail	DL	6-1	262	R-Sr.	Ashburn, Va./Stone Bridge (James Madison)
7	Williams Jr., E.J.	WR	6-3	205	R-Sr.+	Phenix City, Ala./Central (Clemson)
7	Moore, Louis	DB	5-11	200	R-Sr.+	Mesquite, Texas/Poteet (Ole Miss)
8	Black, Kaelon	RB	5-10	211	R-Sr.	Virginia Beach, Va./Salem (James Madison)
8	Daley, Stephen	DL	6-1	273	Sr.	Winchester, Va./John Handley (Kent State)
9	Morris, Tyler	WR	5-11	183	Sr.	Bolingbrook, Ill./Nazareth Academy (Michigan)
9	Stewart Jr., Seaonta	DB	6-1	203	Fr.	Cincinnati, Ohio/Winton Woods
10	Gandy, Ryland	DB	6-0	186	R-Jr.	Buford, Ga./Buford (Pitt)
12	Bell, Jacob	QB	6-2	213	Fr.	Naperville, Ill./Naperville North
12	Boykin, Devan	DB	5-10	195	R-Sr.+	Greensboro, N.C./Ragsdale (NC State)
13	Sarratt, Elijah	WR	6-2	213	Sr.	Stafford, Va./St. Frances Academy (James Madison)
13	Wyatt, Kellan	DL	6-2	257	Sr.	Glen Burnie, Md./Archbishop Spalding (Maryland)
14	Geske, Maverick	QB	6-0	192	Fr.	Indianapolis, Ind./Brebeuf Jesuit
14	Turner, Kaiden	LB	6-0	229	R-Jr.	Fayetteville, Ark./Fayetteville
15	Mendoza, Fernando	QB	6-5	225	R-Jr.	Miami, Fla./Christopher Columbus (Cal)
15	Radacic, Nico	K	5-11	187	R-So.	Coppell, Texas/Coppell
16	Mendoza, Alberto	QB	6-2	207	R-Fr.	Miami, Fla./Christopher Columbus
16	Boyd, Jah Jah	DB	5-11	188	R-Fr.	Philadelphia, Pa./Roman Catholic
17	Wasserstrom, Jackson	WR	5-11	175	R-Jr.	Westfield, Ind./Westfield
17	Ndukwe, Daniel	DL	6-3	244	So.	Lithonia, Ga./Arabia Mountain
18	Vanhorse, Solomon	RB	5-8	185	Gr.+	Alpharetta, Ga./Milton (James Madison)
18	Turvey, Andrew	DL	6-2	253	R-Sr.	Carmel, Ind./Carmel
19	Staes, Holden	TE	6-4	250	Sr.	Atlanta, Ga./Westminster School (Tennessee)
19	Smith, Zacharey	DB	5-11	170	Fr.	Union City, Ga./Hapeville Charter Academy
20	Cuono, Sean	RB	5-10	198	Fr.	Clearwater, Fla./Clearwater Central Catholic
20	Henderson, Dontrae	DB	5-11	183	R-Fr.	Charlotte, N.C./Julius Chambers
21	Hardy, Rolijah	LB	5-11	229	So.	Lakeland, Fla./Lakeland (Naval Academy Preparatory School)
22	Ciongoli, Ace	WR	5-11	169	Fr.	Needham, Mass./St. Sebastian's
22	Sharpe, Jamari	DB	6-1	187	R-Jr.	Miami, Fla./Northwestern
24	Bonds, Bryson	DB	6-0	202	R-Sr.	Fort Worth, Texas/Crowley
26	Kaiser, Cade	WR	6-5	207	Fr.	Batesville, Ind./Batesville
27	Bellin, Reece	DB	6-1	206	R-So.	Carmel, Ind./Carmel
28	Martin, Khobie	RB	6-0	208	R-Fr.	Fishers, Ind./Fishers
29	Beebe Jr., Lee	RB	5-10	218	R-Jr.	Montgomery, Ala./Park Crossing (UAB)
30	Kropp, Kyler	RB	6-2	209	R-Fr.	New Palestine, Ind./New Palestine
30	Nelson, PJ	LB	6-1	219	Fr.	Cincinnati, Ohio/Princeton
31	Chung, Anthony	DB	6-1	197	R-So.	Mequon, Wis./Homestead
33	Reese, Garrett	DB	6-2	203	Fr.	Chicago, Ill./Nazareth Academy
34	Utzing, Jeff	LB	6-3	232	R-Jr.	Carmel, Ind./Cathedral
35	Franke, Brendan	K	6-3	233	R-Sr.+	Gretna, Neb./Gretna (Texas State)
36	Conner, Clay	DB	6-4	207	R-So.	Boonville, Ind./Boonville
37	Nowakowski, Riley	TE	6-1	249	R-Sr.+	Milwaukee, Wis./Marquette University High School (Wisconsin)
37	Kizer, Heath	DB	6-1	203	R-Fr.	Indianapolis, Ind./North Central
38	McConnell, Kaden	LB	6-2	229	R-Fr.	Greenwood, Ind./Center Grove
40	Clark, Quentin	DL	6-1	227	R-Fr.	Dexter, Ga./West Laurens
41	Calhoun, Keishaun	DL	6-2	267	Fr.	Groveport, Ohio/Groveport-Madison

ALPHABETICAL ROSTER

No.	Name	Pos.
96	Abram, Triston	DL
72	Ajani, Adedamola	OL
52	Allen, Clayton	LB
49	Baker, Olubade	K
2	Baldwin Jr., Byron	DB
85	Barker, Andrew	TE
80	Becker, Charlie	WR
29	Beebe Jr., Lee	RB
12	Bell, Jacob	QB
3	Bell, Jaylen	DB
27	Bellin, Reece	DB
67	Benson, Kahlil	OL
8	Black, Kaelon	RB
48	Bomba, James	TE
6	Bond, Lebron	WR
24	Bonds, Bryson	DB
16	Boyd, Jah Jah	DB
12	Boykin, Devan	DB
0	Brady, Jonathan	WR
99	Burrus Jr., Tyrone	DL
41	Calhoun, Keishaun	DL
58	Cannon, Aden	DL
4	Chandler, Davion	WR
31	Chung, Anthony	DB
22	Ciongoli, Ace	WR
40	Clark, Quentin	DL
36	Conner, Clay	DB
78	Coogan, Pat	OL
3	Cooper Jr., Omar	WR
20	Cuono, Sean	RB
8	Daley, Stephen	DL
62	Evans, Drew	OL
1	Ferrell, Amare	DB
4	Fisher, Aiden	LB
35	Franke, Brendan	K
10	Gandy, Ryland	DB
94	Garcia, Kyler	DL
14	Geske, Maverick	QB
54	Greer, Jack	OL
50	Hall, Jhrevious	DL
21	Hardy, Rolijah	LB
1	Hemby, Roman	RB
20	Henderson, Dontrae	DB
56	Johnson, Chance	OL
46	Jones, Isaiah	LB
89	Jordan, Camden	WR
26	Kaiser, Cade	WR
44	Kamara, Amari	LB
6	Kamara, Mikail	DL
82	Kendrick, Myles	WR
37	Kizer, Heath	DB
30	Kropp, Kyler	RB
97	Landino, Mario	DL
47	Langston, Mark	LS
71	Lawrence, Evan	OL
70	Leibfried, Austin	OL
45	Lindsey, Sam	LS
74	Lynch, Bray	OL
77	Marek, Matt	OL

No.	Name	Pos.	Ht.	Wt.	Yr.	Hometown/High School (Previous School)
43	Taylor, Bryce	K	5-10	184	Fr.	Bloomington, Ind./Bloomington South
44	McCarthy, Mitch	P	6-5	233	Sr.	Melbourne, Australia/Frankston (UCF)
44	Kamara, Amari	LB	5-11	202	Fr.	Asburn, Va./Stone Bridge
45	Lindsey, Sam	LS	6-0	190	R-So.	Lilburn, Ga./Parkview (Georgia State)
45	Murff, Lincoln	DB	5-10	184	R-So.	Indianapolis, Ind./Ben Davis
46	Jones, Isaiah	LB	6-2	230	R-Jr.	London, Ohio/London
47	Langston, Mark	LS	6-0	222	R-Sr.+	Savannah, Ga./Savannah Christian (Georgia Southern)
47	Walters, Finn	DL	6-4	250	R-So.	Indianapolis, Ind./Brebeuf Jesuit
48	Bomba, James	TE	6-6	252	R-Sr.	Bloomington, Ind./Bloomington South (Miami (Ohio))
49	Baker, Olubade	K	6-1	207	R-Sr.	Lawrenceville, Ga./Parkview (Morehouse)
50	Hall, Jhrevious	DL	6-2	306	Fr.	Columbia, Tenn./Columbia Central
52	Allen, Clayton	LB	6-2	219	R-So.	Fishers, Ind./Hamilton Southeastern
54	Greer, Jack	OL	6-3	313	R-Jr.	Fishers, Ind./Hamilton Southeastern
56	Johnson, Chance	OL	6-5	300	Fr.	Jeffersonville, Ind./Jeffersonville
58	Cannon, Aden	DL	6-6	268	R-Jr.	Carmel, Ind./Guerin Catholic
61	Wilkin, Baylor	OL	6-5	290	Fr.	Van Buren, Ohio/Findlay
62	Evans, Drew	OL	6-4	309	R-Jr.	Fort Atkinson, Wis./Fort Atkinson (Wisconsin)
65	Smith, Carter	OL	6-5	313	R-Jr.	Powell, Ohio/Olentangy Liberty
66	Parker, Evan	OL	6-4	308	Fr.	Carmel, Ind./Carmel
67	Benson, Kahlil	OL	6-6	319	R-Sr.+	Webb, Miss./Southaven (Colorado)
70	Leibfried, Austin	OL	6-6	306	R-Fr.	Mount Horeb, Wis./Mount Horeb
71	Lawrence, Evan	OL	6-6	306	R-Fr.	Danville, Ind./Danville Community
72	Ajani, Adedamola	OL	6-4	308	R-Fr.	Indianapolis, Ind./Speedway
74	Lynch, Bray	OL	6-5	312	R-Jr.	Austin, Texas/Westlake
75	Michalski, Zen	OL	6-6	310	R-Sr.	Floyds Knobb, Ind./Floyd Central (Ohio State)
77	Marek, Matt	OL	6-3	308	Fr.	Orland Park, Ill./Sandburg
78	Coogan, Pat	OL	6-5	311	R-Sr.	Palos Heights, Ill./Marist (Notre Dame)
80	Becker, Charlie	WR	6-4	209	So.	Nashville, Tenn./Father Ryan
82	Kendrick, Myles	WR	6-0	190	Fr.	Jacksonville, Fla./Riverside
83	Stroud, Hunter	WR	6-0	178	Fr.	Martinsville, Ind./Martinsville
84	Thiry, Blake	TE	6-4	224	Fr.	Prairie du Chien, Wis./Prairie du Chien
85	Barker, Andrew	TE	6-4	246	Fr.	Kokomo, Ind./Kokomo
86	Massel IV, Bruno	WR	5-11	193	Fr.	Elmhurst, Ill./York
89	Jordan, Camden	WR	6-0	180	R-Sr.	Carmel, Ind./Cathedral (San Jacinto College)
90	Placzek, Josh	K	5-11	199	R-Fr.	Carmel, Ind./Carmel
90	Monette, J'mari	DL	6-3	286	R-Jr.	Alexandria, La./Alexandria
91	Ratcliff, Dominique	DL	6-3	296	R-Sr.+	Conroe, Texas/Conroe (Texas State)
93	Warren, Quinn	K	6-6	223	So.	Indianapolis, Ind./Brebeuf Jesuit
94	Garcia, Kyler	DL	6-4	291	Fr.	Nashville, Tenn./Pearl-Cohn
95	Tucker, Tyrique	DL	6-0	302	R-Jr.	Norfolk, Va./Life Christian Academy (James Madison)
96	Abram, Triston	DL	6-3	228	Fr.	St. Louis, Mo./Christian Brothers
97	Landino, Mario	DL	6-4	284	So.	Macungie, Pa./Emmaus
99	Burrus Jr., Tyrone	DL	6-4	236	Fr.	Indianapolis, Ind./Warren Central

No.	Name	Pos.
28	Martin, Khobie	RB
86	Massel IV, Bruno	WR
44	McCarthy, Mitch	P
38	McConnell, Kaden	LB
16	Mendoza, Alberto	QB
15	Mendoza, Fernando	QB
75	Michalski, Zen	OL
90	Monette, J'mari	DL
7	Moore, Louis	DB
9	Morris, Tyler	WR
45	Murff, Lincoln	DB
17	Ndukwe, Daniel	DL
30	Nelson, PJ	LB
37	Nowakowski, Riley	TE
66	Parker, Evan	OL
90	Placzek, Josh	K
5	Ponds, D'Angelo	DB
15	Radicic, Nico	K
91	Ratcliff, Dominique	DL
33	Reese, Garrett	DB
13	Sarratt, Elijah	WR
22	Sharpe, Jamari	DB
65	Smith, Carter	OL
19	Smith, Zacharey	DB
19	Staes, Holden	TE
9	Stewart Jr., Seaonta	DB
83	Stroud, Hunter	WR
43	Taylor, Bryce	K
84	Thiry, Blake	TE
95	Tucker, Tyrique	DL
14	Turner, Kaiden	LB
18	Turvy, Andrew	DL
34	Utzinger, Jeff	LB
18	Vanhorse, Solomon	RB
47	Walters, Finn	OL
93	Warren, Quinn	K
17	Wasserstrom, Jackson	WR
0	Wheeler, Hosea	DL
61	Wilkin, Baylor	OL
7	Williams Jr., E.J.	WR
2	Wilson, Grant	QB
13	Wyatt, Kellan	DL

COACHES & STAFF

Curt Cignetti	Head Coach
Bryant Haines	Defensive Coordinator/Linebackers
Mike Shanahan	Offensive Coordinator/Wide Receivers
Grant Cain	Special Teams Coordinator/Tight Ends
Ola Adams	Safeties/Defensive Backs
Bob Bostad	Offensive Line/Run Game Coordinator
Pat Kuntz	Defensive Tackles
John Miller	Running Backs
Rod Ojong	Cornerbacks
Chandler Whitmer	Quarterbacks/Co-Offensive Coordinator
Buddha Williams	Defensive Ends
Derek Owings	Director of Athletic Performance
Nate Adams	Athletic Performance Coach
Daniel Johnson	Athletic Performance Coach
Carl Miller	Athletic Performance Coach
Jared Myatt	Athletic Performance Coach
Josh Huff	Sports Science Coordinator

Blake Jackson	Director of Football Operations
Jake McDonald	Assistant Director of Football Operations
Mike Pechac	Director of Player Development/NFL Liaison
Jared Coulter	Team Analyst/Video Coordinator
Mitch Gudmundson	Director of Football Equipment
Ben Harakel	Senior Defensive Analyst
Alex Higgins	Senior Offensive Analyst
Ryan McInerney	Senior Special Teams Analyst
Eddie Burk	Offensive Quality Control
Justice Ellison	Offensive Quality Control
Cam Haney	Defensive Quality Control
Zach Leeds	Offensive Quality Control
Francis Meehan	Defensive Quality Control
Aiden Moyers	Defensive Quality Control
Reed Relosky	Offensive Quality Control

Matt Wilson	Assistant Athletic Director of Player Personnel
Mike Ferrara	Director of Player Personnel
Brooks Halsey	Assistant Director of Player Personnel
Gage Proctor	Assistant Director of Player Personnel
John Srofe	Director of Scouting
Kendel Bennett	Director of On-Campus Recruiting
Jamie Stento	Recruiting Assistant
Kyle Blackman	Head Athletic Trainer
Autumn Bennett	Athletic Trainer/Research Assistant
Kristina McCain-Perez	Athletic Trainer
Michael Turner	Athletic Trainer
Jon Wicks	Athletic Trainer
Jacob Laverman	Director of Football Rehabilitation
Isaac Hicks III	Director of Sports Performance Nutrition

ROSTER BREAKDOWN

BY POSITION

Wide Receivers (15)

80 Becker, Charlie
6 Bond, Lebron
0 Brady, Jonathan
4 Chandler, Davion
22 Ciongoli, Ace
3 Cooper Jr., Omar
89 Jordan, Camden
26 Kaiser, Cade
82 Kendrick, Myles
86 Massel IV, Bruno
9 Morris, Tyler
13 Sarratt, Elijah
83 Stroud, Hunter
17 Wasserstrom, Jackson
7 Williams Jr., E.J.

Offensive Line (14)

72 Ajani, Adedamola
67 Benson, Kahlil
78 Coogan, Pat
62 Evans, Drew
54 Greer, Jack
56 Johnson, Chance
71 Lawrence, Evan
70 Leibfried, Austin
74 Lynch, Bray
77 Matt Marek
75 Michalski, Zen
66 Parker, Evan
65 Smith, Carter
61 Baylor Wilkin

Running Backs (7)

8 Black, Kaelon
29 Beebe Jr., Lee
20 Cuono, Sean
1 Hemby, Roman
30 Kropp, Kyler
28 Martin, Khobie
18 Vanhorse, Solomon

Tight Ends (5)

85 Barker, Andrew
48 Bomba, James
37 Nowakowski, Riley
19 Staes, Holden
84 Thiry, Blake

Quarterbacks (5)

12 Bell, Jacob
14 Geske, Maverick
16 Mendoza, Alberto
15 Mendoza, Fernando
2 Wilson, Grant

Defensive Backs (19)

2 Baldwin Jr., Byron
3 Bell, Jaylen
27 Bellin, Reece
24 Bonds, Bryson
16 Boyd, Jah Jah
12 Boykin, Devan
31 Chung, Anthony
36 Conner, Clay
1 Ferrell, Amare
20 Henderson, Dontrae
10 Gandy, Ryland
37 Kizer, Heath
45 Murff, Lincoln
7 Moore, Louis
5 Ponds, D'Angelo
33 Reese, Garrett
22 Sharpe, Jamari
19 Smith, Zacharey
9 Stewart Jr., Seaonta

Defensive Line (18)

96 Abram, Triston
99 Burrus Jr., Tyrone
41 Calhoun, Keishaun
58 Cannon, Aden
40 Clark, Quentin
8 Daley, Stephen
94 Garcia, Kyler
50 Hall, Jhrevious
6 Kamara, Mikail
97 Landino, Mario
90 Monette, J'mari
17 Ndukwe, Daniel
91 Ratcliff, Dominique
95 Tucker, Tyrique
18 Turvy, Andrew
47 Walters, Finn
0 Wheeler, Hosea
13 Wyatt, Kellan

Linebackers (9)

52 Allen, Clayton
4 Fisher, Aiden
21 Hardy, Rolijah
46 Jones, Isaiah
44 Kamara, Amari
38 McConnell, Kaden
30 Nelson, PJ
14 Turner, Kaiden
34 Utzinger, Jeff
Kickers (6)
49 Baker, Oludabe
35 Franke, Brendan
90 Placzek, Josh
15 Radicic, Nicolas
43 Taylor, Bryce
93 Warren, Quinn

Long Snappers (2)

47 Langston, Mark
45 Lindsey, Sam

Punters (1)

44 McCarthy, Mitch

BY ELIGIBILITY

Graduate+ (1)

18 Vanhorse, Solomon

Redshirt-Senior+ (9)

67 Benson, Khalil
12 Boykin, Devan
35 Franke, Brendan
47 Langston, Mark
7 Moore, Louis
37 Nowakowski, Riley
91 Ratcliff, Dominique
7 Williams, E.J.
2 Wilson, Grant

Redshirt-Senior (11)

49 Baker, Oludabe
8 Black, Kaelon
48 Bomba, James
24 Bonds, Bryson
78 Coogan, Pat
1 Hemby, Roman
89 Jordan, Camden
6 Kamara, Mikail
75 Michalski, Zen
18 Turvy, Andrew
0 Wheeler, Hosea

Senior (8)

0 Brady, Jonathan
8 Daley, Stephen
4 Fisher, Aiden
44 McCarthy, Mitch
9 Morris, Tyler
13 Sarratt, Elijah
19 Staes, Holden
13 Wyatt, Kellan

Redshirt Junior (16)

29 Beebe Jr., Lee
58 Cannon, Aden
3 Cooper Jr., Omar
62 Evans, Drew
10 Gandy, Ryland
54 Greer, Jack
46 Jones, Isaiah
74 Lynch, Bray
15 Mendoza, Fernando
90 Monette, J'Mari
22 Sharpe, Jamari
65 Smith, Carter
95 Tucker, Tyrique
14 Turner, Kaiden
34 Utzinger, Jeff
17 Wasserstrom, Jackson

Junior (2)

1 Ferrell, Amare
5 Ponds, D'Angelo

Redshirt Sophomore (8)

52 Allen, Clayton
27 Bellin, Reece
31 Chung, Anthony
36 Conner, Clay
45 Lindsey, Sam
45 Murff, Lincoln
15 Radicic, Nicolas
47 Walters, Finn

Sophomore (5)

80 Becker, Charlie
21 Hardy, Rolijah
97 Landino, Mario
17 Ndukwe, Daniel
93 Warren, Quinn

Redshirt Freshman (12)

72 Ajani, Adedamola
16 Boyd, Jah Jah
40 Clark, Quentin
20 Henderson, Dontrae
37 Kizer, Heath
30 Kropp, Kyler
71 Lawrence, Evan
70 Leibfried, Austin
28 Martin, Khobie
38 McConnell, Kaden
16 Mendoza, Alberto
90 Placzek, Josh

True Freshman (29)

96 Abram, Triston
2 Baldwin Jr., Byron
85 Barker, Andrew
12 Bell, Jacob
3 Bell, Jaylen
6 Bond, Lebron
99 Burrus Jr., Tyrone
41 Calhoun, Keishaun
4 Chandler, Davion
22 Ciongoli, Ace
20 Cuono, Sean
94 Garcia, Kyler
14 Geske, Maverick
50 Hall, Jhrevious
56 Johnson, Chance
26 Kaiser, Cade
41 Kamara, Amari
82 Kendrick, Myles
77 Marek, Matt
86 Massel IV, Bruno
30 Nelson, PJ
66 Parker, Evan
33 Reese, Garrett
19 Smith, Zacharey
9 Stewart Jr., Seaonta
83 Stroud, Hunter
43 Taylor, Bryce
84 Thiry, Blake
61 Wilkin, Baylor

BY STATE/COUNTRY

Indiana (33)

72 Ajani, Adedamola
52 Allen, Clayton
85 Barker, Andrew
29 Bellin, Reece
48 Bomba, James
99 Burrus Jr., Tyrone
58 Cannon, Aden
4 Chandler, Davion
36 Conner, Clay
3 Cooper Jr., Omar
14 Geske, Maverick
54 Greer, Jack
56 Johnson, Chance
89 Jordan, Camden
26 Kaiser, Cade
37 Kizer, Heath
30 Kropp, Kyler
71 Lawrence, Evan
28 Martin, Khobie
86 Massel IV, Bruno
38 McConnell, Kaden
75 Michalski, Zen
97 Miller, Jaxon
45 Murff, Lincoln
66 Parker, Evan
90 Placzek, Josh
83 Stroud, Hunter
43 Taylor, Bryce
18 Turvy, Andrew
34 Utzinger, Jeff
47 Walters, Finn
17 Wasserstrom, Jackson
93 Warren, Quinn

Florida (10)

22 Ciongoli, Ace
20 Cuono, Sean
1 Ferrell, Amare
21 Hardy, Rolijah
82 Kendrick, Myles
16 Mendoza, Alberto
15 Mendoza, Fernando
5 Ponds, D'Angelo
19 Sanguinetti, Josh
22 Sharpe, Jamari

Georgia (9)

49 Baker, Oludabe
40 Clark, Quentin
10 Gandy, Ryland
47 Langston, Mark
45 Lindsey, Sam
17 Ndukwe, Daniel
19 Smith, Zacharey
19 Staes, Holden
18 Vanhorse, Solomon

Virginia (9)

8 Black, Kaelon
6 Bond, Lebron
8 Daley, Stephen
4 Fisher, Aiden
44 Kamara, Amari
6 Kamara, Mikail
13 Sarratt, Elijah
95 Tucker, Tyrique
2 Wilson, Grant

Ohio (6)

41 Calhoun, Keishaun
46 Jones, Isaiah
30 Nelson, PJ
65 Smith, Carter
9 Stewart Jr., Seaonta
61 Wilkin, Baylor

Illinois (5)

12 Bell, Jacob
78 Coogan, Pat
77 Marek, Matt
9 Morris, Tyler
33 Reese, Garrett

Texas (5)

24 Bonds, Bryson
74 Lynch, Bray
7 Moore, Louis
15 Radicic, Nicolas
91 Ratcliff, Dominique

Wisconsin (5)

31 Chung, Anthony
62 Evans, Drew
70 Leibfried, Austin
37 Nowakowski, Riley
84 Thiry, Blake

Maryland (3)

2 Baldwin Jr., Byron
1 Hemby, Roman
13 Wyatt, Kellan

Tennessee (3)

80 Becker, Charlie
94 Garcia, Kyler
50 Hall, Jhrevious

Alabama (2)

29 Beebe Jr., Lee
7 Williams Jr., E.J.

California (2)

0 Brady, Jonathan
0 Wheeler, Hosea

North Carolina (2)

12 Boykin, Devan
20 Henderson, Dontrae

Pennsylvania (2)

16 Boyd, Jah Jah
97 Landino, Mario

Arkansas (1)

14 Turner, Kaiden

Australia (1)

44 McCarthy, Mitch

Louisiana (1)

90 Monette, J'mari

Mississippi (1)

67 Benson, Kahlil

Missouri (1)

96 Abram, Triston

Nebraska (1)

35 Franke, Brendan

New Jersey (1)

3 Bell, Jaylen



BIG TEN BRIEFING

B1G STANDINGS

	B1G	PCT.	H	A	STREAK	OVERALL	PCT.	HOME	AWAY	NTRL	STREAK
1. INDIANA	9-0	1.000	4-0	5-0	WON 9	14-0	1.000	7-0	5-0	2-0	WON 14
Ohio State	9-0	1.000	4-0	5-0	Won 9	12-2	.857	7-0	5-0	0-2	Lost 2
3. Oregon	8-1	.889	3-1	5-0	Won 6	13-1	.929	7-1	5-0	1-0	Won 8
4. Michigan	7-2	.778	3-1	4-1	Lost 1	9-4	.692	5-1	4-2	0-1	Lost 2
USC	7-2	.778	5-0	2-2	Won 1	9-4	.692	7-0	2-3	0-1	Lost 1
6. Iowa	6-3	.667	3-2	3-1	Won 2	9-4	.692	5-2	3-2	1-0	Won 3
7. Illinois	5-4	.556	4-1	1-3	Won 1	9-4	.692	6-1	2-3	1-0	Won 2
Minnesota	5-4	.556	5-0	0-4	Won 1	8-5	.615	7-0	0-5	1-0	Won 2
Washington	5-4	.556	3-2	2-2	Lost 1	9-4	.692	5-2	3-2	1-0	Won 1
10. Nebraska	4-5	.444	2-3	2-2	Lost 2	7-6	.538	4-3	2-2	1-1	Lost 3
Northwestern	4-5	.444	3-2	1-3	Lost 1	7-6	.538	5-2	1-4	1-0	Won 1
12. Penn State	3-6	.333	1-3	2-3	Won 3	7-6	.538	4-3	2-3	1-0	Won 4
UCLA	3-6	.333	2-2	1-4	Lost 5	3-9	.250	2-4	1-5	-	Lost 5
14. Rutgers	2-7	.222	1-3	1-4	Lost 2	5-7	.417	4-3	1-4	-	Lost 2
Wisconsin	2-7	.222	2-3	0-4	Lost 1	4-8	.333	4-3	0-5	-	Lost 1
16. Maryland	1-8	.111	0-4	1-4	Lost 8	4-8	.333	3-4	1-4	-	Lost 8
Michigan State	1-8	.111	1-3	0-5	Won 1	4-8	.333	4-3	0-5	-	Won 1
18. Purdue	0-9	.000	0-5	0-4	Lost 9	2-10	.167	2-5	0-5	-	Lost 10

B1G BOWL SCHEDULE

Dec. 13	Washington, 38, Boise State 10
Dec. 20	Oregon 51, James Madison 34
Dec. 26	Northwestern 34, Central Michigan 7
	Minnesota 20, New Mexico 17
Dec. 27	Penn State 22, Clemson 10
Dec. 30	Illinois 30, Tennessee 28
	TCU 30, USC 27
Dec. 31	Iowa 34, Vanderbilt 27
	Texas 41, Michigan 27
	Utah 44, Nebraska 22
	Miami (Fla.) 24, Ohio State 14
Jan. 1	Oregon 23, Texas Tech 0
	INDIANA 38, ALABAMA 3
JAN. 9	OREGON VS. INDIANA
	7:30 P.M. ESPN

All Times ET

NCAA/BIG TEN RANKINGS SUMMARY

TEAM RANKINGS

	NCAA	B1G	TOTAL
OFFENSE			
3rd Down Conversion Pct.	1	1	.565
4th Down Conversion Pct.	88	12	.500
Completion Percentage	4	3	.721
First Downs Offense	3	1	342
Fumbles Lost	1	1	1
Passes Had Intercepted	23	3	7
Passing Offense	46	6	247.4
Passing Yards per Completion	17	3	13.4
Red Zone Offense	17	4	.912
Rushing Offense	11	1	220.7
Sacks Allowed	34	8	1.50
Scoring Offense	3	1	41.6
Tackles for Loss Allowed	16	3	3.93
Team Passing Efficiency	1	1	186.96
Total Offense	7	1	468.1
Turnovers Lost	3	1	8
DEFENSE			
3rd Down Conversion Pct. Defense	3	1	.280
4th Down Conversion Pct. Defense	66	10	.520
Defensive TDs	33	4	2
First Downs Defense	1	1	176
Fumbles Recovered	22	3	9
Passes Intercepted	8	2	17
Passing Yards Allowed	18	5	178.9
Red Zone Defense	29	3	.783
Rushing Defense	2	1	73.7
Scoring Defense	2	2	10.3
Team Passing Efficiency Defense	11	3	110.47
Team Sacks	6	1	3.00
Team Tackles for Loss	3	1	8.40
Total Defense	2	2	252.6
Turnovers Gained	6	1	26
SPECIAL TEAMS			
Blocked Kicks	23	7	2
Blocked Kicks Allowed	1	1	-
Blocked Punts	8	3	2
Blocked Punts Allowed	1	1	-
Kickoff Return Defense	62	8	19.81
Kickoff Returns	66	10	20.80
Net Punting	76	9	38.74
Punt Return Defense	61	8	7.50
Punt Returns	7	3	17.05
TEAM			
Fewest Penalties	8	5	50
Fewest Penalties Per Game	3	2	3.6
Fewest Penalty Yards	4	2	380
Fewest Penalty Yards Per Game	2	1	27.1
Time of Possession	5	1	33:26
Turnover Margin	2	1	1.29
Winning Percentage	1	1	1.000

INDIVIDUAL RANKINGS

OFFENSE	NAME	NCAA	B1G	TTL	DEFENSE	NAME	NCAA	B1G	TTL
All Purpose	Roman Hemby	58	6	97.86	Forced Fumbles	Jamari Sharpe	16	2	0.29
Completion Percentage	Fernando Mendoza	4	3	0.723	Fumbles Recovered	Devan Boykin	14	2	2
Completions Per Game	Fernando Mendoza	67	10	17	Interceptions Per Game	Hosea Wheeler	14	2	2
Passing Efficiency	Fernando Mendoza	1	1	184.7		Louis Moore	7	3	0.43
Passing TDs	Fernando Mendoza	1	1	36		Amare Ferrell	47	7	0.29
	Alberto Mendoza	147	20	5	Passes Defended	-	-	-	-
Passing Yards	Fernando Mendoza	22	4	3,172	Sacks	Rolijah Hardy	47	10	0.57
Passing Yards Per Game	Fernando Mendoza	46	8	226.6		Isaiah Jones	65	13	0.50
Passing Yards per Completion	Fernando Mendoza	19	3	13.22		Stephen Daley	103	19	0.42
Receiving TDs	Elijah Sarratt	2	1	13		Tyrique Tucker	135	25	0.39
	Omar Cooper Jr.	5	2	12	Solo Tackles	-	-	-	-
	E.J. Williams	107	15	5	Tackles For Loss	Stephen Daley	4	1	1.46
Receiving Yards	Omar Cooper Jr.	49	8	849	Total Interceptions	Louis Moore	2	1	6
	Elijah Sarratt	88	11	727		Amare Ferrell	23	4	4
	Charlie Becker	172	21	566	Total Tackles	Rolijah Hardy	141	19	6.6
Receiving Yards Per Game	Omar Cooper Jr.	83	10	60.6		Aiden Fisher	148	20	6.5
	Elijah Sarratt	85	11	60.6		Louis Moore	310	40	5.4
	Elijah Sarratt	78	12	4.58		Isaiah Jones	384	51	5
Receptions Per Game	Omar Cooper Jr.	93	14	4.36					
	Kaelon Black	32	7	5.72					
Rush Yards Per Carry	Roman Hemby	60	8	5.19					
	Kaelon Black	81	12	8					
Rushing TDs	Roman Hemby	103	14	7					
	Khobie Martin	126	16	6					
	Fernando Mendoza	126	16	6					
Rushing Yards	Roman Hemby	39	5	1,007					
	Kaelon Black	60	9	898					
Rushing Yards Per Game	Roman Hemby	59	9	71.9					
	Kaelon Black	81	12	64.1					
Total Offense	Fernando Mendoza	50	8	244.9					
	Roman Hemby	183	26	71.9					
Yards per Pass Attempt	Fernando Mendoza	1	1	9.55					
Yards per Reception	Charlie Becker	6	1	20.21					
	Omar Cooper Jr.	151	23	13.92					
	Elijah Sarratt	183	29	13.22					
SPECIAL TEAMS	NAME	NCAA	B1G	TTL	SCORING	NAME	NCAA	B1G	TTL
Blocked Kicks	-	-	-	-	Points Responsible For	Fernando Mendoza	2	1	234
Combined Kick Returns	Jonathan Brady	66	9	331		Nico Radacic	80	11	116
	Roman Hemby	124	13	203	Points Responsible For Per Game	Fernando Mendoza	3	1	18.0
Field Goal Percentage	Nico Radacic	3	2	0.941		Nico Radacic	103	14	8.9
Field Goals Per Game	Nico Radacic	71	12	1.14	Scoring	Nico Radacic	11	1	8.9
Kickoff Return TDs	-	-	-	-		Elijah Sarratt	107	20	6.5
Kickoff Returns	-	-	-	-		Omar Cooper Jr.	159	30	5.5
Punt Return TDs	D'Angelo Ponds	6	2	1	Total Points Scored	Nico Radacic	6	1	116
	Jonathan Brady	6	2	1		Omar Cooper Jr.	123	23	72
Punt Returns	Jonathan Brady	6	2	16.6		Elijah Sarratt	123	23	72
Punting	-	-	-	-	Total Touchdowns	Omar Cooper Jr.	39	9	12
						Elijah Sarratt	39	9	12
						Kaelon Black	149	20	

THE LAST TIME INDIANA...

(SR) - School Record | (B1G) - Big Ten Record | * - Tied Record | ^ - College Football Playoff

INDIVIDUAL IN A GAME

40+ Rushing Attempts:	42	BenJarvus Green-Ellis	at Penn State, 2003	
50+ Rushing Attempts:	52	Anthony Thompson	at Wisconsin, 1989	SR
100+ Yards Rushing:	152	Roman Hemby	at Purdue, 2025	
150+ Yards Rushing:	152	Roman Hemby	at Purdue, 2025	
200+ Yards Rushing:	204	Stevie Scott III	Virginia, 2018	
300+ Yards Rushing:	307	Tevin Coleman	at Rutgers 2014	
Two Players Rush For 100 Yards:	--	--	Rutgers, 2017	
		<i>Morgan Ellison (149) & Cole Gest (104)</i>		
Back-to-Back 100-yard Rushing Games:		Justice Ellison	2024	
		<i>Nebraska (105) & Washington (123)</i>		
Back-to-Back 150-yard Rushing Games:		Jordan Howard	2015	
		<i>Iowa (174) & Michigan (238)</i>		
Back-to-Back 200-yard Rushing Games:		Tevin Coleman	2014	
		<i>at Rutgers (307) & at Ohio State (228)</i>		
3+ Touchdowns Rushing:	3	Stevie Scott III	Maryland 2020	
4+ Touchdowns Rushing:	6	Levron Williams	at Wisconsin, 2001	SR
5+ Touchdowns Rushing:	6	Levron Williams	at Wisconsin, 2001	SR
6+ Touchdowns Rushing:	6	Levron Williams	at Wisconsin, 2001	SR
70+ Yard Run:	82	Roman Hemby	at Purdue, 2025	
80+ Yard Run:	82	Roman Hemby	at Purdue, 2025	
90+ Yard Run:	90	Tevin Coleman	at Ohio State, 2014	
40+ Pass Attempts:	42	Connor Bazelak	at Rutgers, 2022	
50+ Pass Attempts:	66	Connor Bazelak	at Cincinnati, 2022	SR
60+ Pass Attempts:	66	Connor Bazelak	at Cincinnati, 2022	SR
25+ Pass Completions:	25	Kurtis Rourke	at Northwestern, 2024	
30+ Pass Completions:	31	Connor Bazelak	at Cincinnati, 2022	
35+ Pass Completions:	35	Michael Penix Jr.	at Western Kentucky, 2021	
40+ Pass Completions:	40	Richard Lagow	Ohio State, 2017	
300+ Yards Passing:	332	Fernando Mendoza	Michigan State, 2025	
350+ Yards Passing:	380	Kurtis Rourke	at Northwestern, 2024	
400+ Yards Passing:	491	Michael Penix Jr.	at Ohio State, 2020	
Consecutive 300-yard Passing Games:		Kurtis Rourke	2024	
		<i>Maryland (359) & at Northwestern (380)</i>		
Three-Straight 300-yard Passing Games:		Michael Penix Jr.	2020	
		<i>Michigan (342), at Michigan State (320) & at Ohio State (491)</i>		
4+ Touchdown Passes:	4	Fernando Mendoza	Wisconsin, 2025	
5+ Touchdown Passes:	5	Fernando Mendoza	Illinois, 2025	
6+ Touchdown Passes:	6	Kurtis Rourke	Purdue, 2024	SR*
10+ Receptions:	10	Omar Cooper Jr.	Indiana State, 2025	
Two Players w/ 10+ Receptions:	--	--	at Maryland, 2017	
		<i>Whop Philyor (13), Luke Timian (13) & Simmie Cobbs (10)</i>		
Three Players w/ 10+ Receptions:	--	--	at Maryland, 2017	
		<i>Whop Philyor (13), Luke Timian (13) & Simmie Cobbs (10)</i>		
10+ Receptions in Back-to-Back Games:		Whop Philyor	2019	
		<i>at Michigan State (14) & Rutgers (10), 2019</i>		
100+ Yards Receiving:	126	Charlie Becker	vs. Ohio State, 2025	
150+ Yards Receiving:	156	Elijah Sarratt	at Iowa, 2025	
200+ Yards Receiving:	207	Omar Cooper Jr.	Indiana State, 2025	
Two Players w/ 100 Yards Receiving:	--	--	Western Illinois, 2024	
		<i>Elijah Sarratt (137) & Omar Cooper Jr. (131)</i>		
Back-to-Back 100 Yards Receiving Games:		Charlie Becker	2025	
		at Penn State (118) & Wisconsin (108)		
Three-Straight 100-Yard Receiving Games:		Ty Fryfogle	2020	
		<i>Michigan (142), at Michigan State (200) & at Ohio State (218)</i>		
Back-to-Back 200 Yards Receiving Games:		Ty Fryfogle	2020	B1G
		<i>at Michigan State (200) & at Ohio State (218)</i>		
70+ Yard Reception:	84	Elijah Sarratt	Purdue, 2024	
80+ Yard Reception:	84	Elijah Sarratt	Purdue, 2024	
90+ Yard Reception:	90	DeQuee Carter	at Penn State, 2023	
Three Touchdowns Receiving:	4	Omar Cooper Jr.	Indiana State, 2025	SR*
Four Touchdowns Receiving:	4	Omar Cooper Jr.	Indiana State, 2025	SR*
300+ Yards Total Offense:	350	Fernando Mendoza	Michigan State, 2025	
		<i>(332 passing, 18 rushing)</i>		
350+ Yards Total Offense:	350	Fernando Mendoza	Michigan State, 2025	
		<i>(332 passing, 18 rushing)</i>		
400+ Yards Total Offense:	489	Michael Penix Jr.	at Ohio State, 2020	
		<i>(491 passing, minus-2 rushing)</i>		

150+ All-Purpose Yards:	171	Roman Hemby	at Purdue, 2025	
200+ All-Purpose Yards:	207	Omar Cooper Jr.	Indiana State, 2025	
250+ All-Purpose Yards:	307	Tevin Coleman	at Rutgers, 2014	
300+ All-Purpose Yards:	307	Tevin Coleman	at Rutgers, 2014	
400+ All-Purpose Yards:	416	Anthony Thompson	at Wisconsin, 1989	SR
Scored 3+ Touchdowns:	4	Omar Cooper Jr.	Indiana State, 2025	
Scored 4+ Touchdowns:	4	Omar Cooper Jr.	Indiana State, 2025	
Scored 5+ Touchdowns:	6	Levron Williams	at Wisconsin, 2001	SR
Scored 6+ Touchdowns:	6	Levron Williams	at Wisconsin, 2001	SR
Accounted for 4+ Touchdowns:	4	Fernando Mendoza	Wisconsin, 2025	
		<i>(4 passing)</i>		
Accounted for 5+ Touchdowns:	5	Fernando Mendoza	Illinois, 2025	
		<i>(5 passing)</i>		
Accounted for 6+ Touchdowns:	6	Fernando Mendoza	Indiana State, 2025	SR*
		<i>(5 passing, 1 rushing)</i>		
Scored a Rushing and Receiving Touchdown:		Josh Henderson	Maryland, 2022	
		<i>(1 rush, 1 receiving)</i>		
Two-Point Conversion:		Elijah Sarratt	at Notre Dame, 2024	^
Made Three Field Goals:	4	Charles Campbell	Western Kentucky, 2022	SR*
Made Four Field Goals:	4	Charles Campbell	Western Kentucky, 2022	SR*
50-Yard Field Goal Made:	58	Brendan Franke	at Oregon, 2025	SR*
10+ Tackles:	10	Rolijah Hardy	vs. Ohio State, 2025	
15+ Tackles:	15	Chase Dutra	Wisconsin 2017	
20+ Tackles:	22	Austin Thomas	at Michigan State, 2007	
25+ Tackles:	26	Joe Norman	Ohio State, 1978	SR
Back-to-Back Double-Digit Tackle Games:		Rolijah Hardy	2025	
		<i>Purdue (10) & vs. Ohio State (10)</i>		
Three-Straight Double-Digit Tackle Games:		Cam Jones	2022	
		<i>Western Kentucky (13), at Cincinnati (11) & at Nebraska (11)</i>		
2.0+ Sacks:	2.0	Isaiah Jones	vs. Ohio State, 2025	
3.0+ Sacks:	3.0	Tegray Scales	at Penn State, 2017	
4.0+ Sacks:	4.0	Matt Mayberry	Central Michigan 2008	SR*
2+ Interceptions:	2	Amare Ferrell	at Michigan State, 2024	
3+ Interceptions:	3	Greg Yeldell	at Michigan, 1998	SR*
Interception Return for a Touchdown:		Aiden Fisher (25 yards)	UCLA, 2025	
Forced Multiple Fumbles:	2	Aaron Casey	Maryland, 2022	
Multiple Fumbles Recovered:	2	Josh Sanguinetti	Wisconsin, 2023	
Fumble Return for a Touchdown:		Devan Boykin	at Maryland, 2025	
Interception and Fumble Recovered:		Aiden Fisher	at Penn State, 2025	
Interception and Forced Fumble:		Jailin Walker	Purdue, 2024	
Kickoff Return For Touchdown:		Jaylin Lucas (100 yards)	at Purdue, 2023	
Punt Return For Touchdown:		Jonathan Brady (91 yards)	Old Dominion, 2025	
Blocked Punt For Touchdown:		D'Angelo Ponds (11 yards)	Indiana State, 2025	
Blocked Field Goal For Touchdown:		Earl Faison (92 yards)	Michigan State, 1958	
Defensive Extra Point:	--	--	--	
Blocked Field Goal:		James Carpenter	Notre Dame, 2024	^
Blocked Extra Point:		Brandon Wilson	Penn State, 2018	
Blocked Punt:		Isaiah Jones	at Iowa, 2025	
Blocked Two Punts:		D'Angelo Ponds & Daniel Ndukwe	at Michigan State, 2024	
Safety:		Team	at Michigan State, 2024	
Recovered an On-Side Kick:		Elijah Sarratt	at Notre Dame, 2024	^

SCORING DRIVES

Plays	Yds	Time	Result	Qtr	Scoring Play
OLD DOMINION (5)					
--	--	--	TD	1	Brady 91-yard punt return (Radicic kick)
8	51	3:35	FG	2	Radicic 22-yard field goal
3	5	0:15	TD	2	Mendoza, F. 5-yard rush (Radicic kick)
8	75	3:51	TD	3	Black 2-yard rush (Radicic kick)
13	69	6:58	FG	3	Radicic 25-yard field goal
KENNESAW STATE (8)					
8	81	3:35	TD	1	Nowakowski 1-yard rush (Radicic kick)
6	48	3:16	TD	1	Sarratt 9-yard pass from Mendoza, F. (Radicic kick)
4	75	2:06	TD	2	Beebe Jr. 11-yard rush (Radicic kick)
8	73	3:52	TD	3	Sarratt 3-yard pass from Mendoza, F. (Radicic kick)
1	75	0:17	TD	3	Cooper Jr. 75-yard rush (Radicic kick)
4	37	1:42	TD	3	Sarratt 20-yard pass from Mendoza, F. (Radicic kick)
7	63	2:51	TD	4	Williams Jr. 8-yard pass from Mendoza, F. (Radicic kick)
8	87	4:13	TD	4	Becker 6-yard pass from Mendoza, A. (Radicic kick)
INDIANA STATE (11)					
7	66	3:30	TD	1	Mendoza, F. 7-yard rush (Radicic kick)
9	78	5:13	TD	1	Cooper Jr. 13-yard pass from Mendoza, F. (Radicic kick)
5	31	2:02	TD	1	Cooper Jr. 13-yard pass from Mendoza, F. (Radicic kick)
8	37	3:37	FG	2	Radicic 25-yard field goal
3	65	1:24	TD	2	Staes 18-yard pass from Mendoza, F. (Radicic kick)
2	35	0:33	TD	2	Brady 4-yard pass from Mendoza, F. (Radicic kick)
3	45	0:36	TD	2	Cooper 31-yard pass from Mendoza, F. (Radicic kick)
4	72	1:22	TD	3	Cooper Jr. 58-yard pass from Mendoza, A. (Radicic kick)
8	70	3:46	TD	3	Brady 12-yard pass from Mendoza, A. (Radicic kick)
5	61	2:51	TD	3	Martin 20-yard rush (Radicic kick)
10	80	6:13	TD	4	Martin 1-yard rush (Radicic kick)
ILLINOIS (9)					
--	--	--	TD	1	Ponds 11-yard blocked punt return (Radicic kick)
7	75	3:43	TD	1	Cooper Jr. 11-yard pass from Mendoza, F. (Radicic kick)
7	56	3:43	TD	2	Williams Jr. 11-yard pass from Mendoza, F. (Radicic kick)
4	80	2:19	TD	2	Nowakowski 43-yard pass from Mendoza, F. (Radicic kick)
9	65	3:14	TD	2	Sarratt 9-yard pass from Mendoza, F. (Radicic kick)
7	75	3:22	TD	3	Black 40-yard rush (Radicic kick)
9	44	4:57	TD	3	Sarratt 5-yard pass from Mendoza, F. (Radicic kick)
8	69	5:06	TD	4	Martin 31-yard rush (Radicic kick)
8	67	5:22	TD	4	Martin 8-yard rush (Radicic kick)
at Iowa (4)					
1	24	0:43	TD	1	Cooper Jr. 14-yard pass from Mendoza, F. (Radicic kick)
3	47	0:19	FG	2	Radicic 46-yard field goal
8	49	2:56	FG	4	Radicic 44-yard field goal
5	76	1:28	TD	4	Sarratt 49-yard pass from Mendoza, F. (Radicic kick)
at Oregon (6)					
5	22	1:27	FG	1	Radicic 42-yard field goal
9	75	5:00	TD	1	Hemby 3-yard rush (Radicic kick)
3	40	0:23	FG	2	Franke 58-yard field goal
9	75	4:54	TD	3	Hemby 2-yard rush (Radicic kick)
12	75	6:19	TD	4	Sarratt 8-yard pass from Mendoza, F. (Radicic kick)
9	28	3:57	FG	4	Radicic 22-yard field goal
MICHIGAN STATE (6)					
11	75	5:27	TD	1	Williams Jr. 13-yard pass from Mendoza, F. (Radicic kick)
5	75	2:35	TD	2	Sarratt 24-yard pass from Mendoza, F. (Radicic kick)
8	80	1:47	TD	2	Black 29-yard rush (Radicic kick)
4	75	1:51	TD	3	Cooper Jr. 48-yard pass from Mendoza, F. (Radicic kick)
8	68	4:01	TD	3	Sarratt 27-yard pass from Mendoza, F. (Radicic kick)
11	54	7:03	FG	4	Radicic 31-yard field goal

Plays	Yds	Time	Result	Qtr	Scoring Play
UCLA (8)					
--	--	--	TD	1	Fisher 25-yard interception return (Radicic kick)
8	59	4:04	TD	1	Hemby 1-yard rush (Radicic kick)
11	75	4:46	TD	2	Sarratt 1-yard pass from Mendoza, F. (Radicic kick)
3	29	1:15	TD	2	Hemby 13-yard rush (Radicic kick)
8	75	1:36	TD	2	Williams Jr. 2-yard pass from Mendoza, F. (Radicic kick)
10	75	5:45	TD	3	Mendoza, F. 20-yard rush (Radicic kick)
6	74	3:35	TD	3	Williams Jr. 62-yard pass from Mendoza, F. (Radicic kick)
10	75	4:12	TD	4	Mendoza, A. 4-yard rush (Radicic kick)
at Maryland (9)					
13	93	6:42	TD	1	Mendoza, F. 7-yard rush (Radicic kick)
8	76	4:25	FG	2	Radicic 20-yard field goal
9	84	4:40	TD	2	Cooper Jr. 22-yard pass from Mendoza, F. (Radicic kick)
10	43	2:15	FG	2	Radicic 46-yard field goal
6	63	3:07	TD	3	Black 31-yard rush (Radicic kick)
--	--	--	TD	3	Boykin 32-yard fumble recovery (Radicic kick)
2	24	0:52	TD	3	Hemby 16-yard rush (Radicic kick)
13	95	8:20	TD	4	Brady 6-yard pass from Mendoza, A. (Radicic kick)
8	93	5:34	TD	4	Martin 1-yard rush (Radicic kick)
at Penn State (5)					
3	68	1:20	TD	1	Mendoza, F. 18-yard rush (Radicic kick)
15	65	8:38	FG	2	Radicic 28-yard field goal
2	22	0:31	TD	2	Black 1-yard rush (Radicic kick)
11	37	6:03	FG	3	Radicic 31-yard field goal
10	80	1:15	TD	4	Cooper Jr. 7-yard pass from Mendoza, F. (Radicic kick)
WISCONSIN (5)					
9	72	4:25	TD	1	Becker 31-yard pass from Mendoza, F. (Radicic kick)
9	56	2:47	FG	2	Radicic 37-yard field goal
9	75	4:41	TD	3	Staes 2-yard pass from Mendoza, F. (Radicic kick)
1	21	0:08	TD	3	Nowakowski 21-yard pass from Mendoza, F. (Radicic kick)
7	48	4:21	TD	4	Cooper Jr. 5-yard pass from Mendoza, F. (Radicic kick)
at Purdue (8)					
5	40	1:47	TD	1	Black 1-yard rush (Radicic kick)
11	65	5:17	TD	2	Mendoza, F. 7-yard rush (Radicic kick)
2	36	0:45	TD	2	Black 16-yard rush (Radicic kick)
2	82	0:18	TD	2	Hemby 82-yard rush (Radicic kick)
11	89	7:17	TD	3	Sarratt 11-yard pass from Mendoza, F. (Radicic kick)
2	42	0:47	TD	3	Cooper Jr. 43-yard pass from Mendoza, F. (Radicic kick)
2	79	0:46	TD	3	Martin 21-yard rush (Radicic kick)
4	85	2:06	TD	4	Chandler 65-yard pass from Mendoza, A. (Radicic kick)
vs. Ohio State (3)					
6	12	2:06	FG	1	Radicic 29-yard field goal
14	61	7:21	FG	2	Radicic 32-yard field goal
7	88	3:30	TD	3	Sarratt 17-yard pass from Mendoza, F. (Radicic kick)
vs. Alabama (6)					
16	84	8:55	FG	2	Radicic 31-yard field goal
4	34	1:47	TD	2	Becker 21-yard pass from Mendoza, F. (Radicic kick)
11	58	2:52	TD	2	Cooper Jr. 1-yard pass from Mendoza, F. (Radicic kick)
10	79	5:40	TD	3	Sarratt 24-yard pass from Mendoza, F. (Radicic kick)
6	75	3:23	TD	4	Black 25-yard rush (Radicic kick)
5	63	2:44	TD	4	Hemby 18-yard rush (Radicic kick)

SCORING BREAKDOWN

INDIANA DRIVES

Scoring Drives: 89 scoring drives (72 TD, 17 FG)

Special Teams/Defense (4): Brady 91-yard punt return - Old Dominion, 8/30; Ponds 11-yard blocked punt return - Illinois, 9/20; Fisher 25-yard interception return - UCLA, 10/25; Boykin 32-yard fumble return - at Maryland, 11/1.

LONGEST SCORING DRIVES BY:

Plays:	16	vs. Alabama (1/1)
	15	at Penn State (11/8)
	14	vs. Ohio State (12/6)
Yards:	95	at Maryland (11/1)
	93 (2x)	Last: at Maryland (11/1)
	89	at Purdue (11/28)
Time:	8:55	vs. Alabama (1/1)
	8:38	at Penn State (11/8)
	8:20	at Maryland (11/1)

OPPONENT DRIVES

Scoring Drives: 29 scoring drives (12 TD, 17 FG)

Special Teams/Defense: Safety - at Iowa, 9/27; Finney 35-yard interception return - at Oregon, 10/11.

LONGEST SCORING DRIVES BY:

Plays:	13	MICHIGAN STATE (10/18)
	12 (3x)	Last: MICHIGAN STATE (10/18)
	11 (2x)	at Purdue (11/28)
Yards:	97	OLD DOMINION (8/30)
	85	at Penn State (11/8)
	79	Wisconsin (11/15)
Time:	8:18	MICHIGAN STATE (10/18)
	6:53	MICHIGAN STATE (10/18)
	5:57	at Oregon (10/11)

INDIANA GAME-BY-GAME

	ODU	KENN	INST	ILL	at IOWA	at ORE	MSU	UCLA	at UMD	at PSU	WIS	at PUR	vs. OSU	vs. ALA	vs. ORE
First Downs	30	28	33	31	18	23	24	27	28	20	19	22	17	22	
Rushing	19	13	17	18	6	6	8	13	17	9	10	14	5	14	
Passing	8	13	16	12	10	13	15	9	11	9	9	7	11	7	
Penalty	3	2	-	1	2	4	1	5	-	2	-	1	1	1	
Net Yards Rushing	309	313	301	312	104	111	132	262	367	108	83	355	118	215	
Rushing Attempts	57	39	37	49	39	37	28	47	52	31	37	37	34	50	
Average Per Rush	5.4	8.0	8.1	6.4	2.7	3.0	4.7	5.6	7.1	3.5	2.2	9.6	3.5	4.3	
Rushing Touchdowns	2	3	3	3	-	2	1	4	4	2	-	5	0	2	
Yards Gained	319	320	306	328	173	145	140	263	384	133	116	360	131	246	
Yards Lost	10	7	5	16	69	34	8	1	17	25	33	5	13	31	
Net Yards Passing	193	280	379	267	233	215	332	213	221	218	305	193	222	192	
Completions	18	21	26	21	13	20	24	19	16	19	23	10	15	14	
Attempts	32	28	30	23	23	31	28	29	23	31	25	17	23	16	
Interceptions	-	-	-	-	1	1	-	2	1	1	-	-	1	-	
Yards Per Attempt	6.0	10.0	12.6	11.6	10.1	6.9	11.9	7.3	9.6	7.0	12.2	11.4	9.7	12.0	
Yards Per Completion	10.7	13.3	14.6	12.7	17.9	10.8	13.8	11.2	13.8	11.5	13.3	19.3	14.8	13.7	
Passing Touchdowns	-	5	7	5	2	1	4	3	2	1	4	3	1	3	
Total Offensive Yards	502	593	680	579	337	326	464	475	588	326	388	548	340	407	
Plays	89	67	67	72	62	68	56	76	75	62	62	54	57	66	
Yards Per Play	5.6	8.9	10.1	8.0	5.4	4.8	8.3	6.2	7.8	5.3	6.3	10.1	6.0	6.2	
Fumbles-Lost	1-1	-	1-0	-	2-0	1-0	-	-	-	1-0	-	-	-	-	
Penalties-Yards	3-25	4-40	6-45	2-10	4-30	8-45	1-5	4-45	4-30	5-21	1-10	2-15	5-49	1-10	
Punts-Yards	2-85	2-89	1-57	2-104	4-155	5-192	-	1-50	1-36	4-162	4-137	4-189	3-107	2-83	
Yards Per Punt	42.5	44.5	57.0	52.0	38.8	38.4	-	50.0	36.0	40.5	34.2	47.2	35.7	41.5	
Net Yards Per Punt	41.0	41.5	57.0	47.5	34.5	36.8	-	44.0	36.0	36.5	31.0	45	34.7	41.5	
Inside 20	2	1	-	1	2	1	-	-	-	1	-	2	3	1	
50+ Yard Kicks	-	-	1	2	-	-	-	1	-	-	-	1	-	-	
Touchbacks	-	-	-	-	-	-	-	-	-	-	-	-	-	-	
Fair Catch	-	-	-	-	1	2	-	-	-	1	1	1	2	1	
Kickoffs-Yards	6-390	9-565	12-744	10-650	5-302	7-449	7-452	9-555	10-593	6-327	6-380	9-257	4-256	7-455	
Yards Per Kickoff	65.0	62.8	62.0	65.0	60.4	64.1	64.6	61.7	59.3	54.5	63.3	58.6	64.0	65.0	
Net Yards Per Kickoff	40.0	38.9	39.2	40.3	37	42.7	40.0	42	38.0	35.7	37.5	39.3	39.5	41.6	
Touchbacks	6	8	7	9	4	6	6	4	6	1	3	-	3	6	
Fair Catch Yards	-	-	-	-	-	-	22	-	-	5	-	4	-	-	
Punt Returns	3	1	7	3	-	1	1	2	-	-	2	-	-	2	
Yards	108	35	79	60	-	-	16	27	-	-	34	-	-	16	
Touchdowns	1	-	-	1	-	-	-	-	-	-	-	-	-	-	
Yards Per Return	36.0	35.0	11.3	20.0	-	-	16.0	13.5	-	-	17.0	-	-	8.0	
Kickoff Returns	1	1	1	-	-	-	1	1	3	1	-	1	-	-	
Yards	28	17	34	-	-	-	5	24	62	19	-	19	-	-	
Touchdowns	-	-	-	-	-	-	-	-	-	-	-	-	-	-	
Yards Per Return	28.0	17.0	34.0	-	-	-	5.0	24.0	20.7	19.0	-	19.0	-	-	
Interceptions	3	1	-	1	2	2	-	2	2	1	1	1	1	-	
Yards	33	24	-	-	1	-	-	25	-	2	-	-	12	-	
Touchdowns	-	-	-	-	-	-	-	1	-	-	-	-	-	-	
Fumble Recoveries	-	1	-	-	-	-	-	1	3	1	1	-	-	-	
Returns-Yards	-	-	-	-	-	-	-	-	32	-	-	-	-	-	
Touchdowns	-	-	-	-	-	-	-	-	1	-	-	-	-	-	
Miscellaneous Yards	-	-	-	-	-	-	-	-	-	-	-	-	-	-	
Possession Times	41:28	32:30	33:37	39:43	27:18	33:10	28:46	35:34	40:22	30:37	33:58	26:52	29:47	34:21	
1st Quarter	8:44	10:44	10:53	6:51	6:17	8:45	5:27	8:42	10:18	7:00	4:25	4:34	8:47	10:52	
2nd Quarter	8:30	4:53	6:58	9:16	5:31	4:01	4:22	6:48	11:20	9:09	8:23	7:44	9:15	6:02	
3rd Quarter	11:55	7:03	7:59	12:34	8:04	7:12	7:42	9:43	8:45	9:39	9:11	8:56	5:04	8:24	
4th Quarter	12:19	9:50	7:47	11:02	7:26	13:12	11:15	10:21	9:59	4:49	11:59	5:38	6:45	9:03	
3rd-Down Conversions	10-17	5-9	6-8	8-11	6-15	5-14	5-8	12-16	8-13	5-12	7-12	4-8	6-13	9-14	
4th-Down Conversions	0-2	1-2	-	1-1	0-3	0-1	1-2	2-2	1-1	1-1	-	-	1-1	-	
Red Zone Scoring	4-7	7-7	9-9	5-5	1-1	5-5	2-3	6-7	5-5	5-5	3-3	4-4	3-4	3-3	
Touchdowns	2	7	8	5	1	3	1	6	4	3	2	4	1	2	
Field Goals	2	-	1	-	-	2	1	-	1	2	1	-	2	1	
Sacks By-Yards	1-3	2-10	5-34	7-47	1-7	6-35	4-32	3-18	-	2-5	2-10	1-3	5-29	3-25	
PAT Kicks	3-3	8-8	10-10	9-9	2-2	3-3	5-5	8-8	7-7	3-3	4-4	8-8	1-1	5-5	
Field Goals	2-3	-	1-1	-	2-2	3-3	1-1	-	2-2	2-2	1-1	-	2-3	-	
Total Points	27	56	73	63	20	30	38	56	55	27	31	56	13	38	
Touchdowns Rushing	2	3	3	3	-	2	1	4	4	2	-	5	-	2	
Touchdowns Passing	-	5	7	5	2	1	4	3	2	1	4	3	1	3	
Touchdown Returns	1	-	-	-	-	-	-	1	2	-	-	-	-	-	
Other Touchdowns	-	-	-	1	-	-	-	-	-	-	-	-	-	3	
Safeties	-	-	-	-	1	-	-	-	-	-	-	-	-	-	
Kick PAT-Attempts	3-3	8-8	10-10	9-9	2-2	3-3	5-5	8-8	7-7	3-3	4-4	8-8	1-1	5-5	
2pt PAT-Attempts	-	-	-	-	-	-	-	-	-	-	-	-	-	-	
Field Goals-Attempts	2-3	-	1-1	-	2-2	3-3	1-1	-	2-2	2-2	1-1	-	2-3	1-1	
Points Off Turnovers	10	14	-	-	7	3	-	14	24	10	14	7	3	7	

OPPONENT GAME-BY-GAME

	ODU	KENN	INST	ILL	at IOWA	at ORE	MSU	UCLA	at UMD	at PSU	WIS	at PUR	vs. OSU	vs. ALA	vs. ORE
First Downs	10	10	5	9	17	14	19	12	11	17	8	16	17	11	
Rushing	4	4	3	3	4	5	6	5	2	8	5	4	3	2	
Passing	6	5	2	6	13	8	13	5	9	9	3	12	11	9	
Penalty	-	1	-	-	-	1	-	2	-	-	-	-	3	-	
Net Yards Rushing	218	89	39	2	92	81	74	88	37	117	70	44	58	23	
Rushing Attempts	23	32	31	20	31	30	24	25	17	33	30	27	26	17	
Average Per Rush	9.5	2.8	1.3	0.1	3.0	2.7	3.1	3.5	2.2	3.5	2.3	1.6	2.2	1.4	
Rushing Touchdowns	2	-	-	-	1	-	-	-	-	2	-	-	-	-	
Yards Gained	222	113	90	51	105	119	117	112	40	138	91	72	91	49	
Yards Lost	4	24	51	49	13	38	43	24	3	21	21	28	33	26	
Net Yards Passing	96	182	38	159	192	186	293	113	256	219	98	238	264	170	
Completions	11	13	11	16	24	21	30	13	18	22	9	25	22	24	
Attempts	22	21	20	25	38	34	38	28	33	31	15	47	30	33	
Interceptions	3	1	-	1	2	2	-	2	2	1	1	1	1	-	
Yards Per Attempt	4.4	8.7	1.9	6.4	5.1	5.5	7.7	4.0	7.8	7.1	6.5	5.1	8.8	5.2	
Yards Per Completion	8.7	14.0	3.5	9.9	8.0	8.9	9.8	8.7	14.2	10.0	10.9	9.5	12.0	7.1	
Passing Touchdowns	-	-	-	1	-	1	1	-	1	1	1	-	1	-	
Total Offensive Yards	314	271	77	161	284	267	367	201	293	336	168	282	322	193	
Plays	45	53	51	45	69	64	62	53	50	64	45	74	56	50	
Yards Per Play	7.0	5.1	1.5	3.6	4.1	4.2	5.9	3.8	5.9	5.2	3.7	3.8	5.8	3.9	
Fumbles-Lost	-	1-1	-	-	1-0	-	1-0	1-1	3-3	2-1	1-1	1-1	-	2-1	
Penalties-Yards	9-65	3-34	-	4-23	2-25	7-64	6-46	8-82	2-15	5-37	1-5	3-35	2-20	1-5	
Punts-Yards	6-303	7-278	10-470	9-384	4-143	4-201	2-90	4-195	4-149	3-130	5-255	8-286	3-136	4-172	
Yards Per Punt	50.5	39.7	47.0	42.7	35.8	50.2	45.0	48.8	37.2	43.3	51.0	35.8	45.3	43.0	
Net Yards Per Punt	29.2	31.1	38.1	37.4	35.8	50.2	27.0	44.5	37.2	36.7	44.2	35.8	45.3	39	
Inside 20	2	3	1	1	3	2	-	1	2	1	3	4	3	1	
50+ Yard Kicks	4	1	3	2	-	2	1	1	-	1	3	-	1	1	
Touchbacks	1	-	1	1	-	-	1	-	-	1	-	-	-	-	
Fair Catch	2	2	-	4	2	2	-	1	2	1	1	2	2	-	
Kickoffs-Yards	3-193	4-250	1-65	2-130	4-252	5-325	4-257	3-192	3-165	5-319	2-130	2-127	3-195	2-130	
Yards Per Kickoff	64.3	62.5	65.0	65.0	63.0	65.0	64.2	64.0	55.0	63.8	65.0	63.5	65.0	65.0	
Net Yards Per Kickoff	38.3	39.5	31.0	40.0	40.0	40.0	44.2	40.0	34.3	40.8	40.0	37.0	40.0	40.0	
Touchbacks	2	3	-	2	3	5	3	1	-	3	2	-	3	2	
Fair Catch Yards	-	-	-	-	17	-	-	23	-	21	-	-	-	-	
Punt Returns	1	1	-	1	1	2	-	1	-	1	2	1	1	-	
Yards	3	6	-	9	17	8	-	6	-	16	13	9	3	-	
Touchdowns	-	-	-	-	-	-	-	-	-	-	-	-	-	-	
Yards Per Return	3.0	6.0	-	9.0	17.0	4.0	-	6.0	-	16.0	6.5	9.0	3.0	-	
Kickoff Returns	-	-	5	1	1	-	-	5	3	3	3	8	1	1	
Yards	-	-	99	22	17	-	-	77	63	50	80	169	23	14	
Touchdowns	-	-	-	-	-	-	-	-	-	-	-	-	-	-	
Yards Per Return	-	-	19.8	22.0	17.0	-	-	15.4	21.0	16.7	26.7	21.1	23.0	14.0	
Interceptions	-	-	-	-	1	1	-	2	1	1	-	-	1	-	
Yards	-	-	-	-	38	35	-	34	32	1	-	-	2	-	
Touchdowns	-	-	-	-	-	1	-	-	-	-	-	-	-	-	
Fumble Recoveries	1	-	-	-	-	-	-	-	-	-	-	-	-	-	
Returns-Yards	-	-	-	-	-	-	-	-	-	-	-	-	-	-	
Touchdowns	-	-	-	-	-	-	-	-	-	-	-	-	-	-	
Miscellaneous Yards	-	-	-	-	-	-	-	-	-	-	-	-	-	-	
Possession Times	18:32	27:30	26:08	20:17	32:42	26:50	31:14	24:26	19:38	29:23	26:02	33:08	30:13	25:39	
1st Quarter	6:16	4:16	4:07	8:09	8:43	6:15	9:33	6:18	4:42	8:00	10:35	10:26	6:17	4:08	
2nd Quarter	6:30	10:07	8:02	5:44	9:29	10:59	10:38	8:12	3:40	5:51	6:37	7:16	5:45	8:58	
3rd Quarter	3:05	7:57	6:46	2:26	6:56	7:48	7:18	5:17	6:15	5:21	5:49	6:04	9:56	6:36	
4th Quarter	2:41	5:10	7:13	3:58	7:34	1:48	3:45	4:39	5:01	10:11	3:01	9:22	8:15	5:57	
3rd-Down Conversions	4-10	2-13	2-14	1-10	6-16	3-14	5-14	1-11	3-12	8-15	2-11	7-19	4-12	3-11	
4th-Down Conversions	-	-	0-2	-	1-2	3-4	3-4	1-3	1-2	1-1	2-2	1-2	0-1	0-2	
Red Zone Scoring	-	2-2	-	-	1-1	2-3	3-4	1-1	1-2	4-4	-	1-1	2-4	1-1	
Touchdowns	-	-	-	-	1	-	1	-	-	3	-	-	1	-	
Field Goals	-	2	-	-	0	2	2	1	1	1	-	1	1	1	
Sacks By-Yards	1-4	-	-	2-14	2-12	1-9	-	-	1-8	3-17	5-29	-	3-10	3-22	
PAT Kicks	2-2	-	-	1-1	1-1	2-2	1-1	-	1-1	3-3	1-1	-	1-1	-	
Field Goals	-	3-3	-	1-1	2-3	2-3	2-3	-	1-1	1-1	0-1	1-2	1-2	1-1	
Total Points	14	9	-	10	15	20	13	6	10	24	7	3	10	3	
Touchdowns Rushing	2	-	-	-	1	-	-	-	-	2	-	-	-	-	
Touchdowns Passing	-	-	-	1	-	1	1	-	1	1	1	-	1	-	
Touchdown Returns	-	-	-	-	-	1	-	-	1	-	-	-	-	-	
Other Touchdowns	-	-	-	-	-	-	-	-	-	-	-	-	-	-	
Safeties	-	-	-	-	1	-	-	-	-	-	-	-	-	-	
Kick PAT-Attempts	2-2	-	-	1-1	1-1	2-2	1-1	-	1-1	3-3	1-1	-	1-1	-	
2pt PAT-Attempts	-	-	-	-	-	-	-	-	-	-	-	-	-	-	
Field Goals-Attempts	-	3-3	-	1-1	2-3	2-3	2-3	2-2	1-1	1-1	0-1	1-2	1-2	1-1	
Points Off Turnovers	-	-	-	-	-	7	-	-	3	7	-	-	7	-	

INDIANA GAME-BY-GAME

OFFENSE

Opponent	Rushing				Receiving				Passing				Kick Return				Punt Return				Total Offense	
	No.	Yds	TD	Lg	No.	Yds	TD	Lg	Cmp	Att	Int	Yds	TD	Lg	No	Yds	TD	Lg	No	Yds		TD
OLD DOMINION	57	309	2	36	18	193	-	46	18-32-0	193	-	46	1	28	-	28	3	108	1	91		502
KENNESAW STATE	39	313	3	75	21	280	5	40	21-28-0	280	5	40	1	17	-	17	1	35	-	35		593
INDIANA STATE	37	301	3	29	26	379	7	58	26-30-0	379	7	58	1	34	-	34	7	79	-	28		680
ILLINOIS	49	312	3	40	21	267	5	43	21-23-0	267	5	43	-	-	-	-	3	60	1	27		579
at Iowa	39	104	-	16	13	233	2	49	13-23-1	233	2	49	-	-	-	-	-	-	-	-		337
at Oregon	37	111	2	14	20	215	1	29	20-31-1	215	1	29	-	-	-	-	1	-	-	-		326
MICHIGAN STATE	28	132	1	29	24	332	4	48	24-28-0	332	4	48	1	5	-	5	1	16	-	16		464
UCLA	47	262	4	28	19	213	3	62	19-29-2	213	3	62	1	24	-	24	2	27	-	14		475
at Maryland	52	367	4	53	16	221	2	52	16-23-1	221	2	52	3	62	-	26	-	-	-	-		588
at Penn State	31	108	2	18	19	218	1	53	19-31-1	218	1	53	1	19	-	19	-	-	-	-		326
WISCONSIN	37	83	-	8	23	306	4	48	23-25-0	306	4	48	-	-	-	-	2	34	-	18		389
at Purdue	37	355	5	82	10	193	3	65	10-17-0	193	3	65	1	19	-	19	-	-	-	-		548
vs. Ohio State	34	118	-	37	15	222	1	51	15-23-1	222	1	51	-	-	-	-	-	-	-	-		340
vs. Alabama	50	215	2	25	14	192	3	38	14-16-0	192	3	38	-	-	-	-	2	16	-	17		407
vs. Oregon																						
INDIANA	574	3,090	31	82	259	3,464	41	65	259-359-7	3,464	41	65	10	208	-	34	22	375	2	91		6,554
OPPONENT	366	1,036	5	78	259	2,505	7	59	259-415-17	2,505	7	59	31	614	-	39	12	90	-	17		3,541

DEFENSE

Opponent	Tackles				Sacks-Yds	FF	FR-Yds	Int-Yds	qbh	Pass brup	Blkd kick	-FG- M-Att	Extra Points				saf	Off TO	Pts
	Solo	Ast	Total	TFL-Yds									M-Att	rush	rcv				
OLD DOMINION	20	20	40	3.0-9	1.0-3	-	-	3-33	5	3	-	2-3	3-3	-	-	-	-	10	27
KENNESAW STATE	31	26	57	14.0-26	2.0-10	1	1-0	1-24	1	1	1	-	8-8	-	-	-	-	14	56
INDIANA STATE	31	26	57	16.0-58	5.0-34	-	-	-	2	3	-	1-1	10-10	-	-	-	-	73	
ILLINOIS	24	20	44	10.0-53	7.0-47	-	-	1-0	-	4	1	-	9-9	-	-	-	-	63	
at Iowa	41	24	65	6.0-16	1.0-7	-	-	2-1	4	3	1	2-2	2-2	-	-	-	-	7	20
at Oregon	21	52	73	8.0-38	6.0-35	-	-	2-0	4	2	-	3-3	3-3	-	-	-	-	3	30
MICHIGAN STATE	34	32	66	9.0-42	4.0-31	1	-	-	2	3	-	1-1	5-5	-	-	-	-	38	
UCLA	21	44	65	7.0-24	3.0-18	1	1-0	2-25	3	6	-	-	8-8	-	-	-	-	14	56
at Maryland	30	16	46	2.0-3	-	3	3-32	2-0	1	1	-	2-2	7-7	-	-	-	-	24	55
at Penn State	41	22	63	9.0-21	2.0-5	1	1-0	1-2	3	3	-	2-2	3-3	-	-	-	-	10	27
WISCONSIN	24	34	58	8.0-25	2.0-10	1	1-0	1-0	1	2	-	1-1	4-4	-	-	-	-	14	31
at Purdue	42	26	68	10.0-36	1.0-3	1	1-0	1-0	1	6	-	-	8-8	-	-	-	-	7	56
vs. Ohio State	32	28	60	9.0-38	5.0-29	-	-	1-12	2	2	-	2-3	1-1	-	-	-	-	3	13
vs. Alabama	31	10	41	6.0-32	3.0-25	2	1-0	-	5	3	-	1-1	5-5	-	-	-	-	7	38
vs. Oregon																			
INDIANA	420	390	810	118.0-423	42.0-257	11	9-32	17-97	34	45	3	17-19	76-76	-	-	-	113	583	
OPPONENT	520	456	976	55.0-207	21.0-125	6	1-0	7-142	29	37	-	17-23	13-13	-	-	1	24	144	

INDIVIDUAL GAME-BY-GAME

RUSHING

(ATT-YDS/TD)	Total	ODU	KENN	INST	ILL	at IOWA	at ORE	MSU	UCLA	at UMD	at PSU	WIS	at PUR	vs. OSU	vs. ALA	vs. ORE
Beebe Jr., Lee	27-209/1	11-73/0	11-90/1	5-46/0	INJ	INJ	INJ	INJ	INJ	INJ	INJ	INJ	INJ	INJ	INJ	
Black, Kaelon	157-898/8	17-92/1	10-57/0	7-68/0	10-89/1	11-38/0	7-31/0	10-64/1	10-70/0	14-110/1	12-32/1	6-12/0	12-67/2	16-69/0	15-99/1	
Cooper Jr., Omar	3-74/1	-	1-75/1	-	-	1-3/0	1-(-4)/0	-	-	-	-	-	-	-	-	
Cuono, Sean	2-17/0	DNP	DNP	2-17/0	DNP	DNP	DNP	DNP	DNP	DNP	DNP	DNP	DNP	DNP	DNP	
Hemby, Roman	194-1007/7	23-111/0	9-64/0	4-25/0	14-65/0	15-86/0	19-70/2	6-11/0	17-81/2	18-88/1	12-55/0	14-58/0	12-152/1	13-52/0	18-89/1	
Martin, Khobe	74-463/6	-	2-6/0	11-109/2	12-107/2	-	-	6-40/0	9-26/0	11-80/1	1-1/0	9-33/0	9-50/1	DNP	4-11/0	
Mendoza, Alberto	13-190/1	DNP	-	2-17/0	1-14/0	DNP	DNP	DNP	4-39/1	1-53/0	DNP	1-2/0	2-59/0	-	2-6/0	
Mendoza, Fernando	77-256/6	6-33/1	3-20/0	6-19/1	7-4/0	8-26/0	6-31/0	5-18/0	5-45/1	4-24/1	6-20/1	6-(-24)/0	2-27/1	5-(-3)/0	8-16/0	
Nowakowski, Riley	1-1/1	-	1-1/1	-	-	-	-	-	-	-	-	-	-	-	-	
TEAM	16-(-79)/0	-	1-(-3)/0	-	-	4-(-49)/0	4-(-17)/0	1-(-1)/0	1-(-1)/0	2-(-2)/0	-	-	-	-	3-(-6)/0	
Vanhorse, Solomon	9-48/0	-	1-3/0	-	4-27/0	-	-	-	1-2/0	2-14/0	-	1-2/0	-	-	-	
Wilson, Grant	1-6/0	DNP	DNP	-	1-6/0	DNP	DNP	DNP	DNP	0-0/0	DNP	DNP	DNP	DNP	DNP	

RECEIVING

(REC-YDS/TD)	Total	ODU	KENN	INST	ILL	at IOWA	at ORE	MSU	UCLA	at UMD	at PSU	WIS	at PUR	vs. OSU	vs. ALA	vs. ORE
Becker, Charlie	28-566/3	1-4/0	2-35/1	1-31/0	-	-	-	-	2-35/0	1-52/0	7-118/0	5-108/1	1-6/0	6-126/0	2-51/1	
Beebe Jr., Lee	1-7/0	0-0/0	0-0/0	1-7/0	INJ	INJ	INJ	INJ	INJ	INJ	INJ	INJ	INJ	INJ	INJ	
Black, Kaelon	4-36/0	-	-	-	-	-	-	-	1-10/0	-	-	1-9/0	1-6/0	-	1-11/0	
Bond, Lebron	5-49/0	1-12/0	1-6/0	1-11/0	DNP	-	-	DNP	-	1-14/0	-	1-6/0	-	-	-	
Brady, Jonathan	14-115/3	2-8/0	1-12/0	3-27/2	-	-	-	2-15/0	1-5/0	1-6/1	-	1-11/0	1-11/0	2-20/0	-	
Chandler, Davion	1-65/1	DNP	DNP	DNP	DNP	DNP	DNP	DNP	-	-	-	-	1-65/1	-	-	
Cooper Jr., Omar	61-849/12	2-52/0	1-40/0	10-207/4	6-78/1	3-31/1	7-58/0	8-115/1	2-2/0	7-86/1	6-32/1	3-39/1	3-64/1	-	3-45/1	
Hemby, Roman	14-160/0	1-9/0	1-25/0	-	2-37/0	1-5/0	2-25/0	2-19/0	1-11/0	1-13/0	1-1/0	1-8/0	-	1-7/0	-	
Martin, Khobe	1-14/0	-	-	-	-	-	-	-	1-14/0	-	-	-	-	DNP	-	
Nowakowski, Riley	28-352/2	2-15/0	1-14/0	-	1-43/1	1-4/0	3-11/0	3-54/0	3-17/0	2-22/0	3-51/0	4-65/1	-	2-20/0	3-36/0	
Sarratt, Elijah	55-727/13	3-44/0	9-97/3	3-23/0	9-92/2	7-156/1	8-121/1	4-70/2	2-6/1	-	INJ	INJ	3-41/1	3-37/1	4-40/1	
Staes, Holden	7-62/2	1-4/0	1-7/0	2-31/1	-	-	-	-	-	1-13/0	-	2-7/1	-	-	-	
Wasserstrom, Jackson	2-21/0	DNP	1-17/0	-	-	DNP	DNP	-	1-4/0	-	DNP	-	DNP	DNP	DNP	
Williams Jr., E.J.	35-426/5	5-45/0	3-27/1	2-27/0	3-17/1	1-37/0	-	5-59/1	5-109/2	2-15/0	2-16/0	5-53/0	INJ	1-12/0	1-9/0	

PASSING

Mendoza, Fernando	C-A-I	Pct.	Yards	TD	Long	Sack-Yards	Efficiency
OLD DOMINION	18-31-0	58.1	193	0	46	1-4	110.36
KENNESAW STATE	18-25-0	72.0	245	4	40	0-0	207.12
INDIANA STATE	19-20-0	95.0	270	5	31	0-0	290.90
ILLINOIS	21-23-0	91.3	267	5	43	2-14	260.56
at Iowa	13-23-1	56.5	233	2	49	2-12	161.62
at Oregon	20-31-1	64.5	215	1	29	1-9	126.97
MICHIGAN STATE	24-28-0	85.7	332	4	48	0-0	232.46
UCLA	15-22-1	68.2	168	3	62	0-0	168.24
at Maryland	14-21-1	66.7	201	1	52	1-8	153.26
at Penn State	19-30-1	63.3	218	1	53	3-17	128.71
WISCONSIN	22-24-0	91.7	300	4	48	5-29	251.67
at Purdue	8-15-0	53.3	117	2	43	0-0	162.85
vs. Ohio State	15-23-1	65.2	222	1	51	3-10	151.95
vs. Alabama	14-16-0	87.5	192	3	38	3-22	250.17
vs. Oregon							

Mendoza, Alberto	C-A-I	Pct.	Yards	TD	Long	Sack-Yards	Efficiency
OLD DOMINION	-	-	-	-	-	-	-
KENNESAW STATE	3-3-0	100.0	35	1	17	-	308.00
INDIANA STATE	6-9-0	66.7	104	2	58	-	237.00
ILLINOIS	-	-	-	-	-	-	-
at Iowa				-DNP-			
at Oregon				-DNP-			
MICHIGAN STATE				-DNP-			
UCLA	4-7-1	57.1	45	-	22	-	82.57
at Maryland	2-2-0	100.0	20	1	14	-	349.00
at Penn State				-DNP-			
WISCONSIN	1-1-0	100.0	6	0	6	-	150.40
at Purdue	2-2-0	100.0	76	1	65	0-0	584.20
vs. Ohio State	-	-	-	-	-	-	-
vs. Alabama	-	-	-	-	-	-	-
vs. Oregon							

INDIVIDUAL GAME-BY-GAME

TACKLES

(UT-AT)	UT-AT	Total	ODU	KENN	INST	ILL	at IOWA	at ORE	MSU	UCLA	at UMD	at PSU	WIS	at PUR	vs. OSU	vs. ALA	vs. ORE
Baldwin Jr., Byron	3-5	8	INJ	INJ	INJ	INJ	INJ	INJ	INJ	2-1	0-1	-	-	0-1	0-2	1-0	
Becker, Charlie	4-2	6	1-0	-	2-0	-	1-0	0-1	-	-	-	-	-	-	0-1	-	
Bell, Jaylen	4-2	6	DNP	-	1-1	-	DNP	-	-	-	2-1	-	-	1-0	-	-	
Boyd, Jah Jah	6-1	7	DNP	-	1-0	DNP	DNP	DNP	DNP	1-1	3-0	DNP	DNP	1-0	DNP	DNP	
Boykin, Devan	33-21	54	1-0	3-1	1-2	3-1	1-0	1-3	2-3	3-4	3-1	2-1	1-1	4-3	2-0	6-1	
Burrus Jr., Tyrone	0-1	1	DNP	DNP	DNP	DNP	DNP	DNP	DNP	DNP	DNP	DNP	DNP	0-1	DNP	DNP	
Chung, Anthony	4-2	6	-	0-1	1-0	-	-	-	-	-	-	-	1-0	2-1	-	-	
Clark, Quentin	2-2	4	DNP	DNP	-	1-0	-	-	-	0-1	-	-	0-1	1-0	-	-	
Conner, Clay	1-4	5	-	-	0-1	-	-	-	-	0-2	0-1	-	-	1-0	-	-	
Coogan, Pat	1-0	1	-	-	-	-	1-0	-	-	-	-	-	-	-	-	-	
Daley, Stephen	26-12	38	1-2	1-2	2-0	0-1	3-1	-	3-0	0-1	1-1	5-1	3-1	5-1	2-1	INJ	
Ferrell, Amare	24-20	44	0-2	1-0	2-1	1-2	4-1	3-4	1-2	0-3	2-0	2-1	1-1	3-1	3-2	1-0	
Fisher, Aiden	40-44	84	2-3	4-3	2-1	0-2	5-4	4-9	3-6	0-1	INJ	5-4	3-4	5-2	2-3	5-2	
Gandy, Ryland	11-1	12	-	1-0	1-0	1-0	4-0	-	-	1-1	-	-	1-0	2-0	-	-	
Hardy, Rolijah	45-47	92	3-1	0-3	0-2	1-1	3-1	4-9	5-3	0-6	3-3	7-5	4-2	5-5	6-4	4-2	
Jones, Isaiah	31-39	70	2-2	3-1	2-2	3-1	4-4	3-5	1-4	4-4	1-1	2-3	1-3	1-2	3-4	1-3	
Kamara, Mikail	7-20	27	0-1	3-2	-	-	0-2	0-2	1-1	0-2	0-2	0-2	0-3	2-2	0-1	1-0	
Landino, Mario	9-16	25	-	0-2	2-1	1-3	1-1	1-3	-	0-1	1-0	0-2	0-3	1-0	1-0	1-0	
Langston, Mark	1-0	1	-	-	-	-	-	-	-	-	-	-	1-0	-	-	-	
Mendoza, Fernando	1-0	1	-	-	-	-	-	-	-	1-0	-	-	-	-	-	-	
Monette, J'Mari	1-2	3	DNP	-	1-2	DNP	DNP	DNP	DNP	-	-	DNP	DNP	DNP	DNP	DNP	
Moore, Louis	40-37	77	4-3	5-2	1-2	5-1	4-2	0-8	6-5	4-3	2-0	3-1	0-6	2-0	3-3	1-1	
Ndukwe, Daniel	4-4	8	-	-	DNP	-	-	-	-	-	1-1	-	1-3	-	-	2-0	
Nelson, PJ	0-1	1	DNP	DNP	DNP	DNP	DNP	DNP	DNP	-	0-1	DNP	DNP	DNP	DNP	DNP	
Nowakowski, Riley	1-0	1	-	-	-	-	-	-	-	-	-	-	-	-	1-0	-	
Ponds, D'Angelo	35-15	50	4-0	3-1	2-0	1-0	INJ	2-2	5-4	0-2	2-1	5-0	2-0	0-2	6-3	3-0	
Ratcliff, Dominique	8-4	12	-	-	2-0	-	-	1-0	-	0-1	0-2	1-0	2-1	-	1-0	1-0	
Reese, Garrett	1-0	1	-	-	-	DNP	DNP	DNP	DNP	DNP	-	-	-	1-0	DNP	-	
Sharpe, Jamari	30-11	41	-	1-0	2-1	2-1	5-0	0-2	2-1	3-1	3-1	4-0	1-2	3-1	1-1	3-0	
Smith, Carter	1-0	1	-	-	-	-	-	-	-	-	1-0	-	-	-	-	-	
Tucker, Tyrique	15-17	32	-	2-2	1-1	2-2	3-4	0-1	1-1	2-2	1-0	1-2	1-0	-	1-2	-	
Turner, Kaiden	4-5	9	-	-	1-2	-	DNP	DNP	1-0	0-2	1-0	INJ	1-1	-	-	-	
Turvey, Andrew	1-3	4	DNP	DNP	1-1	0-2	DNP	-	DNP	DNP	DNP	DNP	DNP	DNP	DNP	DNP	
Uttinger, Jeff	3-11	14	-	0-1	1-1	-	-	-	-	0-3	0-2	1-0	0-1	1-2	0-1	-	
Vanhorse, Solomon	0-1	1	-	-	-	-	-	0-1	-	-	-	-	-	-	-	-	
Wheeler, Hosea	10-21	31	1-4	-	0-3	1-1	1-0	1-2	1-2	1-0	1-1	1-4	0-1	1-2	-	1-1	
Wyatt, Kellan	12-15	27	1-2	4-5	1-0	2-2	1-4	1-2	2-0	INJ	INJ	INJ	INJ	INJ	INJ	INJ	

TFL & SACKS

TFL (Sacks)	ODU	KENN	INST	ILL	at IOWA	at ORE	MSU	UCLA	at UMD	at PSU	WIS	at PUR	vs. OSU	vs. ALA	vs. ORE
Boykin, Devan	-	1.0 (-)	-	-	-	-	-	-	1.0 (-)	-	-	-	1.0 (-)	3.0 (1.0)	
Daley, Stephen	1.0 (-)	1.0 (-)	2.0 (1.0)	0.5 (0.5)	1.0 (-)	-	2.0 (2.0)	0.5 (-)	-	2.5 (-)	3.0 (-)	4.5 (1.0)	1.0 (1.0)	INJ	
Ferrell, Amare	-	-	1.0 (-)	-	-	-	-	-	-	-	-	1.0 (-)	-	-	
Fisher, Aiden	-	2.5 (1.0)	1.0 (-)	-	-	1.5 (1.5)	1.5 (-)	0.5 (-)	INJ	-	-	-	-	1.0 (1.0)	
Gandy, Ryland	-	-	-	-	1.0 (-)	-	-	-	-	-	-	-	-	-	
Hardy, Rolijah	-	0.5 (-)	-	1.0 (1.0)	1.0 (0.5)	2.0 (1.0)	2.5 (2.0)	1.0 (1.0)	0.5 (-)	1.0 (1.0)	1.0 (1.0)	1.0 (-)	1.5 (1.0)	1.0 (-)	
Jones, Isaiah	1.0 (-)	1.0 (-)	2.5 (1.0)	2.0 (1.0)	1.5 (0.5)	2.0 (1.0)	1.0 (-)	1.5 (0.5)	-	0.5 (-)	-	-	2.0 (2.0)	-	
Kamara, Mikail	-	2.0 (1.0)	-	-	-	-	0.5 (-)	0.5 (-)	-	0.5 (-)	-	1.0 (-)	0.5 (-)	1.0 (1.0)	
Landino, Mario	-	-	1.5 (1.0)	2.0 (2.0)	-	1.0 (1.0)	-	-	-	0.5 (-)	-	-	1.0 (1.0)	-	
Moore, Louis	-	1.5 (-)	-	-	-	-	0.5 (-)	-	-	-	-	-	0.5 (-)	-	
Ndukwe, Daniel	-	-	DNP	-	-	-	-	-	-	-	1.0 (-)	-	-	-	
Ponds, D'Angelo	1.0 (-)	1.0 (-)	1.0 (-)	-	INJ	-	0.5 (-)	-	-	-	-	-	-	-	
Ratcliff, Dominique	-	-	2.0 (-)	-	-	-	-	0.5 (-)	-	1.0 (-)	1.0 (-)	-	-	-	
Sharpe, Jamari	-	-	0.5 (-)	-	-	-	-	-	0.5 (-)	1.0 (-)	1.0 (-)	1.0 (-)	-	-	
Tucker, Tyrique	-	1.0 (-)	1.5 (1.0)	2.0 (2.0)	0.5 (-)	-	-	2.5 (2.5)	-	1.0 (1.0)	1.0 (-)	-	1.5 (-)	-	
Turner, Kaiden	-	-	-	-	DNP	DNP	-	0.5 (-)	-	INJ	-	-	-	-	
Wheeler, Hosea	-	-	1.0 (-)	0.5 (-)	-	-	0.5 (-)	-	-	1.0 (-)	-	1.5 (-)	-	-	
Wyatt, Kellan	-	2.5 (-)	1.0 (-)	2.0 (0.5)	1.0 (0.5)	1.5 (1.5)	-	INJ	INJ	INJ	INJ	INJ	INJ	INJ	

INDIVIDUAL GAME-BY-GAME

ALL-PURPOSE YARDS

	Total	ODU	KENN	INST	ILL	at IOWA	at ORE	MSU	UCLA	at UMD	at PSU	WIS	at PUR	vs. OSU	vs. ALA
Becker, Charlie	566	4	35	31	-	-	-	-	35	52	118	108	6	126	51
Beebe Jr., Lee	216	73	90	53	INJ	INJ	INJ	INJ	INJ	INJ	INJ	INJ	INJ	INJ	INJ
Black, Kaelon	934	92	57	68	89	38	31	64	80	110	32	21	73	69	110
Bond, Lebron	49	12	6	11	DNP	-	-	DNP	-	14	-	6	-	-	-
Brady, Jonathan	446	116	47	95	27	-	-	31	32	6	-	45	11	20	16
Chandler, Davion	65	DNP	DNP	DNP	DNP	DNP	DNP	DNP	-	-	-	-	65	-	-
Cooper Jr., Omar	923	52	115	207	78	34	54	115	2	86	32	39	64	-	45
Cuono, Sean	17	DNP	DNP	17	DNP	DNP	DNP	DNP	DNP	DNP	DNP	DNP	DNP	DNP	DNP
Ferrell, Amare	17	16	-	-	-	1	-	-	-	-	-	-	-	-	-
Fisher, Aiden	27	-	-	-	-	-	-	-	25	INJ	2	-	-	-	-
Hemby, Roman	1,370	148	106	59	102	91	95	30	116	163	75	66	171	59	89
Martin, Khobe	477	-	6	109	107	-	-	40	40	80	1	33	50	DNP	11
Mendoza, Alberto	190	DNP	-	17	14	DNP	DNP	DNP	39	53	DNP	2	59	-	6
Mendoza, Fernando	256	33	20	19	4	26	31	18	45	24	20	-24	27	-3	16
Moore, Louis	53	17	24	-	-	-	-	-	-	-	-	-	-	12	-
Nowakowski	353	15	15	-	43	4	11	54	17	22	51	65	-	20	36
Ponds, D'Angelo	33	-	-	-	33	INJ	-	-	-	-	-	-	-	-	-
Sarratt, Elijah	727	44	97	23	92	156	121	70	6	-	INJ	INJ	41	37	40
Staes, Holden	62	4	7	31	-	-	-	-	-	13	-	7	-	-	-
Vanhorse, Solomon	53	-	3	-	27	-	-	5	2	14	-	2	-	-	-
Wasserstrom, Jackson	21	DNP	17	-	-	DNP	DNP	-	4	-	DNP	-	DNP	DNP	DNP
Williams Jr., EJ	426	45	27	27	17	37	-	59	109	15	16	53	INJ	12	9
Wilson, Grant	6	DNP	DNP	-	6	DNP	DNP	DNP	DNP	-	DNP	DNP	DNP	DNP	DNP

KICKING & PUNTING

KICKOFFS		Total	Kick				Rtn.	Yds.
	KO	Yards	Avg.	TB	OB	Returns	Yds.	Rtn.
Franke, Brendan	51	3,273	64.2	46	-	3	56	18.7
Warren, Quinn	37	2266	61.2	17	1	10	201	20.1
Placzek, Josh	5	289	57.8	-	-	5	99	19.8
Radacic, Nico	7	353	50.4	-	1	3	58	19.3
Season	KO	Total	Kick				Rtn.	Yds./
		Yards	Avg.	TB	OB	Returns	Yds.	Rtn.
OLD DOMINION	4	260	65.0	4	-	-	-	-
KENNESAW STATE	9	565	62.8	8	1	-	-	-
INDIANA STATE	12	744	62.0	7	-	5	99	19.8
ILLINOIS	10	650	65.0	9	-	1	22	22.0
at Iowa	5	302	60.4	4	-	1	17	17.0
at Oregon	7	449	64.1	6	-	-	-	-
MICHIGAN STATE	7	452	64.6	6	-	-	-	-
UCLA	9	555	61.7	4	-	5	77	15.4
at Maryland	10	593	56.2	6	-	3	63	21.0
at Penn State	6	327	54.5	1	1	3	50	16.7
WISCONSIN	6	380	63.3	3	-	3	80	26.7
at Purdue	9	527	58.6	-	-	1	19	19.0
vs. Ohio State	4	256	64.0	3	-	-	-	-
vs. Alabama	7	455	65.0	6	-	1	14	14.0
vs. Oregon								

PUNTING		Total						
Season	No.	Yds	Avg.	Long	Blk	TB	FC	50+ I20
McCarthy, Mitch	27	1075	39.8	52	-	-	8	2 10
Warren, Quinn	6	288	48.0	57	-	-	-	3 3
Game	No.	Total						
		Yards	Avg.	Long	Blk	TB	FC	50+ I20
OLD DOMINION	1	47	47.0	47	-	-	-	- 2
KENNESAW STATE	2	89	44.5	49	-	-	-	- 1
INDIANA STATE	1	57	57.0	57	-	-	-	1 -
ILLINOIS	2	104	52.0	52	-	-	-	2 1
at Iowa	4	155	38.8	44	-	-	1	- 2
at Oregon	5	192	38.4	41	-	-	2	- 1
MICHIGAN STATE	-	-	-	-	-	-	-	- -
UCLA	1	50	50.0	50	-	-	-	1 -
at Maryland	1	36	36.0	36	-	-	-	- -
at Penn State	4	162	40.5	45	-	-	1	- 1
WISCONSIN	4	137	34.2	48	-	-	1	- -
at Purdue	4	189	47.2	52	-	-	1	1 2
vs. Ohio State	3	107	35.7	44	-	-	2	- 3
vs. Alabama	2	83	41.5	44	-	-	1	- 1
vs. Oregon								

TAKEAWAYS BY GAME

INDIANA (26)

Type	Qtr	Player	Plays/ Yds	1st Downs	Result
OLD DOMINION (3)					
Interception	1	Ferrell of Joseph	8/51	3	Field Goal
Interception	2	Moore of Joseph	3/5	-	Touchdown
Interception	4	Ponds of Joseph	3/3	-	Punt
KENNESAW STATE (2)					
Fumble	3	Sharpe by Ravare (Sharpe recovered)	1/75	-	Touchdown
Interception	3	Moore of Odom	4/37	1	Touchdown
INDIANA STATE (--)					
--					
ILLINOIS (1)					
Interception	4	Ferrell of Hampton	7/45	3	End of Game
at Iowa (2)					
Interception	1	Ferrell of Gronowski	2/24	1	Touchdown
Interception	4	Moore of Brown	6/31	1	Interception
at Oregon (2)					
Interception	4	Moore of Moore	9/28	2	Field Goal
Interception	4	Jones of Moore	4/(-17)	-	Downs
MICHIGAN STATE (-)					
--					
UCLA (3)					
Interception	1	Fisher of lamaleava	--	--	Touchdown
Fumble	2	Wheeler by Berger (Jones forced)	3/29	1	Touchdown
Interception	4	Boykin of lamaleava	9/23	2	Interception
at Maryland (5)					
Interception	2	Turner of Washington	8/76	2	Field Goal
Interception	2	Moore of Washington	9/84	4	Touchdown
Fumble	3	Boykin by Washington (Boykin forced)	-	-	Touchdown
Fumble	3	Baldwin Jr. by Smith Jr.(Sharpe forced)	2/24	-	Touchdown
Fumble	4	Reese by Powell-Wonson (Boyd forced)	2/(-2)	-	End of Game
at Penn State (2)					
Fumble	2	Fisher by Allen (Sharpe forced)	2/22	1	Touchdown
Interception	3	Fisher of Grunkemeyer	11/37	3	Field Goal
WISCONSIN (2)					
Fumble	3	Wheeler by Smith (Daley forced)	1/21	-	Touchdown
Interception	4	Boykin of Smith	7/48	2	Touchdown
at Purdue (2)					
Interception	1	Ferrell of Browne	3/-	-	Punt
Fumble	3	Boykin of Browne (Daley forced)	2/42	-	Touchdown
vs. Ohio State (1)					
Interception	1	Moore of Sayin	6/12	1	Field Goal
vs. Alabama (-)					
Fumble	2	Jones of Simpson (Ponds forced)	11/58		Touchdown

OPPONENT (8)

Type	Qtr	Player	Plays/ Yds	1st Downs	Result
OLD DOMINION (1)					
Fumble	1	Stinger by Beebe Jr. (Frink recoverd)	4/15	1	Punt
KENNESAW STATE (--)					
--					
INDIANA STATE (--)					
--					
ILLINOIS (--)					
--					
at Iowa (1)					
Interception	4	Lutmer of Mendoza, F.	4/5	-	Missed FG
at Oregon (1)					
Interception	4	Moore of Mendoza, F.	-	-	Touchdown
MICHIGAN STATE (-)					
--					
UCLA (2)					
Interception	1	Jackson of Mendoza, F.	6/15	1	Downs
Interception	4	Lawrence of Mendoza, A.	8/32	2	Downs
at Maryland (1)					
Interception	1	Glasker of Mendoza, F.	4/6	-	Field Goal
at Penn State (1)					
Interception	4	Mack of Mendoza, F.	7/44	2	Touchdown
WISCONSIN (-)					
-					
at Purdue (-)					
-					
vs. Ohio State (1)					
Interception	1	Igbinosun of Mendoza, F.	3/25	1	Touchdown
vs. Alabama (-)					
-					

TAKEAWAYS BY PLAYER

FUMBLES

(#-Lost)	ODU	KENN	INST	ILL	at IOWA	at ORE	MSU	UCLA	at UMD	at PSU	WIS	at PUR	vs. OSU	vs. ALA	vs. ORE
Beebe Jr., Lee	1-1	-	-	INJ	INJ	INJ	INJ	INJ	INJ	INJ	INJ	INJ	INJ	INJ	INJ
Black, Kaelon	-	-	1-0	-	-	1-0	-	-	-	-	-	-	-	-	-
Hemby, Roman	-	-	-	-	1-0	-	-	-	-	-	-	-	-	-	-
Mendoza, Fernando	-	-	-	-	1-0	-	-	-	1-0	-	-	-	-	-	-

FORCED FUMBLES

	ODU	KENN	INST	ILL	at IOWA	at ORE	MSU	UCLA	at UMD	at PSU	WIS	at PUR	vs. OSU	vs. ALA	vs. ORE
Boyd, Jah Jah	DNP	-	-	DNP	DNP	DNP	DNP	-	1	DNP	DNP	-	DNP	DNP	
Boykin, Devan	-	-	-	-	-	-	-	-	1	-	-	-	-	-	
Daley, Stephen	-	-	-	-	-	-	-	-	-	1	1	-	-	INJ	
Jones, Isaiah	-	-	-	-	-	-	-	1	-	-	-	-	-	-	
Ponds, D'Angelo	-	-	-	-	INJ	-	-	-	-	-	-	-	-	1	
Sharpe, Jamari	-	1	-	-	-	-	1	-	1	1	-	-	-	-	

FUMBLES RECOVERED

(#-Yards)	ODU	KENN	INST	ILL	at IOWA	at ORE	MSU	UCLA	at UMD	at PSU	WIS	at PUR	vs. OSU	vs. ALA	vs. ORE
Baldwin Jr., Byron	INJ	INJ	INJ	INJ	INJ	INJ	INJ	-	1-0	-	-	-	-	-	
Boykin, Devan	-	-	-	-	-	-	-	-	1-32	-	-	1-0	-	-	
Fisher, Aiden	-	-	-	-	-	-	-	-	INJ	1-0	-	-	-	-	
Jones, Isaiah	-	-	-	-	-	-	-	-	-	-	-	-	-	1-0	
Reese, Garrett	-	-	-	DNP	DNP	DNP	DNP	DNP	1-0	-	-	-	DNP	-	
Sharpe, Jamari	-	1-0	-	-	-	-	-	-	-	-	-	-	-	-	
Wheeler, Hosea	-	-	-	-	-	-	-	1-0	-	-	1-0	-	-	-	

INTERCEPTIONS

(#-Yards)	ODU	KENN	INST	ILL	at IOWA	at ORE	MSU	UCLA	at UMD	at PSU	WIS	at PUR	vs. OSU	vs. ALA	vs. ORE
Boykin, Devan	-	-	-	-	-	-	-	1-0	-	-	1-0	-	-	-	
Ferrell, Amare	1-16	-	-	1-0	1-1	-	-	-	-	-	-	1-0	-	-	
Fisher, Aiden	-	-	-	-	-	-	-	1-25	INJ	1-2	-	-	-	-	
Jones, Isaiah	-	-	-	-	-	1-0	-	-	-	-	-	-	-	-	
Moore, Louis	1-17	1-24	-	-	1-0	1-0	-	-	1-0	-	-	-	1-12	-	
Ponds, D'Angelo	1-0	-	-	-	INJ	-	-	-	-	-	-	-	-	-	
Turner, Kaiden	-	-	-	-	-	-	-	-	1-0	INJ	-	-	-	-	

LONG PLAY BREAKDOWN

BY YARDAGE

Touchdowns in bold with asterisk (*)

OFFENSE (83)

Yards	Type	Player(s)	Opponent
82*	Rush	Hemby, Roman	Purdue
75*	Rush	Cooper Jr., Omar	Kennesaw State
65*	Pass	Chandler, Davion from Mendoza, Alberto	Purdue
62*	Pass	Williams Jr., E.J. from Mendoza, Fernando	UCLA
58*	Pass	Cooper Jr., Omar from Mendoza, Alberto	Indiana State
58	Rush	Mendoza, Alberto	Purdue
53	Rush	Mendoza, Alberto	Maryland
53	Pass	Becker, Charlie from Mendoza, Fernando	Penn State
52	Pass	Becker, Charlie from Mendoza, Fernando	Maryland
51	Pass	Becker, Charlie from Mendoza, Fernando	vs. Ohio State
49*	Pass	Sarratt, Elijah from Mendoza, Fernando	at Iowa
48*	Pass	Cooper Jr., Omar from Mendoza, Fernando	Michigan State
48	Pass	Becker, Charlie from Mendoza, Fernando	Wisconsin
46	Pass	Cooper Jr., Omar from Mendoza, Fernando	Old Dominion
43*	Pass	Nowakowski, Riley from Mendoza, Fernando	Illinois
43*	Pass	Cooper from Mendoza, Fernando	Purdue
40	Pass	Cooper Jr., Omar from Mendoza, Fernando	Kennesaw State
40*	Rush	Black, Kaelon	Illinois
39	Pass	Cooper Jr., Omar from Mendoza, Fernando	Illinois
39	Pass	Nowakowski, Riley from Mendoza, Fernando	Michigan State
38	Pass	Cooper Jr., Omar from Mendoza, Fernando	vs. Alabama
37	Pass	Williams Jr., E.J. from Mendoza, Fernando	at Iowa
37	Pass	Nowakowski, Riley from Mendoza, Fernando	Wisconsin
37	Rush	Black, Kaelon	vs. Ohio State
36	Rush	Black, Kaelon	Old Dominion
36	Rush	Martin, Khobie	Maryland
33	Pass	Becker, Charlie from Mendoza, Fernando	vs. Ohio State
31	Pass	Becker, Charlie from Mendoza, Fernando	Indiana State
31	Pass	Cooper Jr., Omar from Mendoza, Fernando	Indiana State
31*	Pass	Cooper Jr., Omar from Mendoza, Fernando	Indiana State
31*	Rush	Martin, Khobie	Illinois
31*	Rush	Black, Kaelon	Maryland
31*	Pass	Becker, Charlie from Mendoza, Fernando	Wisconsin
31	Pass	Nowakowski, Riley from Mendoza, Fernando	vs. Alabama
30	Rush	Hemby, Roman	Old Dominion
30	Pass	Williams Jr., E.J. from Mendoza, Fernando	UCLA
30	Pass	Becker, Charlie from Mendoza, Fernando	vs. Alabama
29	Pass	Becker, Charlie from Mendoza, Fernando	Kennesaw State
29	Rush	Black, Kaelon	Kennesaw State
29	Rush	Black, Kaelon	Indiana State
29	Pass	Sarratt, Elijah from Mendoza, Fernando	at Iowa
29	Pass	Sarratt, Elijah from Mendoza, Fernando	at Oregon
29*	Rush	Black, Kaelon	Michigan State
29	Pass	Nowakowski, Riley from Mendoza, Fernando	Penn State
29	Pass	Cooper Jr., Omar from Mendoza, Fernando	Wisconsin
28	Rush	Black, Kaelon	UCLA
27	Pass	Sarratt, Elijah from Mendoza, Fernando	Kennesaw State
27*	Pass	Sarratt, Elijah from Mendoza, Fernando	Michigan State
26	Pass	Hemby, Roman from Mendoza, Fernando	Illinois
26	Rush	Mendoza, Alberto	UCLA
25	Pass	Hemby, Roman from Mendoza, Fernando	Kennesaw State
25	Pass	Sarratt, Elijah from Mendoza, Fernando	at Iowa
25*	Rush	Black, Kaelon	vs. Alabama
24	Rush	Beebe Jr., Lee	Kennesaw State
24	Pass	Sarratt, Elijah from Mendoza, Fernando	at Iowa
24	Pass	Sarratt, Elijah from Mendoza, Fernando	at Oregon
24*	Pass	Sarratt, Elijah from Mendoza, Fernando	Michigan State
24	Pass	Cooper Jr., Omar from Mendoza, Fernando	Michigan State
24*	Pass	Sarratt, Elijah from Mendoza, Fernando	vs. Alabama
23	Rush	Black, Kaelon	Illinois
22	Pass	Sarratt, Elijah from Mendoza, Fernando	Old Dominion
22	Pass	Williams Jr., E.J. from Mendoza, Fernando	Old Dominion
22	Rush	Martin, Khobie	Indiana State
22	Pass	Hemby, Roman from Mendoza, Fernando	at Oregon
22	Rush	Martin, Khobie	Michigan State
22	Pass	Becker, Charlie from Mendoza, Alberto	UCLA
22	Pass	Cooper Jr., Omar from Mendoza, Fernando	Maryland

OFFENSE (cont.)

Yards	Type	Player(s)	Opponent
22*	Pass	Cooper Jr., Omar from Mendoza, Fernando	Maryland
22	Pass	Cooper Jr., Omar from Mendoza, Fernando	Penn State
21	Rush	Hemby, Roman	Kennesaw State
21	Rush	Beebe Jr., Lee	Indiana State
21	Pass	Sarratt, Elijah from Mendoza, Fernando	Illinois
21	Pass	Hemby, Roman from Mendoza, Fernando	Michigan State
21*	Pass	Nowakowski, Riley from Mendoza, Fernando	Wisconsin
21*	Rush	Martin, Khobie	Purdue
21*	Pass	Becker, Charlie from Mendoza, Fernando	vs. Alabama
21	Rush	Hemby, Roman	vs. Alabama
20*	Rush	Black, Kaelon	Old Dominion
20*	Pass	Sarratt, Elijah from Mendoza, Fernando	Kennesaw State
20*	Rush	Martin, Khobie	Indiana State
20	Rush	Black, Kaelon	UCLA
20*	Rush	Mendoza, Fernando	UCLA
20	Rush	Black, Kaelon	Maryland

DEFENSE (3)

Yards	Type	Player(s)	Opponent
32*	FR	Boykin, Devan	Maryland
25*	INT	Fisher, Aiden	UCLA
24	INT	Moore, Louis	Kennesaw State

SPECIAL TEAMS (10)

Yards	Type	Player(s)	Opponent
91*	PR	Brady, Jonathan	Old Dominion
35	PR	Brady, Jonathan	Kennesaw State
34	KR	Hemby, Roman	Indiana State
28	KR	Hemby, Roman	Old Dominion
28	PR	Brady, Jonathan	Indiana State
27	PR	Brady, Jonathan	Illinois
26	KR	Hemby, Roman	Maryland
24	KR	Hemby, Roman	UCLA
22	PR	Brady, Jonathan	Indiana State
21	KR	Hemby, Roman	Maryland

LONG PLAY BREAKDOWN

LONG PLAYS BY THE NUMBERS

BY YARDAGE			BY TYPE		
Yards	No.	TD	Type	No.	TD
100+	-	-	Rushing	30	10
90-99	1	1	Passing	53	16
80-89	1	1	Punt returns	5	1
70-79	1	1	Kick returns	5	-
60-69	2	2	Interceptions	2	1
50-59	6	1	Fumble returns	1	1
40-49	8	5	TOTAL	96	29
30-39	22	5			
20-29	55	13			

20+ YARD PLAYS BY PLAYER

Player	No.	TD	Rush	Rec	KR	PR	IR	FR
Cooper Jr., Omar	15	6	1	14	-	-	-	-
Sarratt, Elijah	13	5	-	13	-	-	-	-
Hemby, Roman	13	1	4	4	5	-	-	-
Black, Kaelon	12	4	12	-	-	-	-	-
Becker, Charlie	11	2	-	11	-	-	-	-
Martin, Khobie	6	3	6	-	-	-	-	-
Nowakowski, Riley	6	2	-	6	-	-	-	-
Brady, Jonathan	5	1	-	-	-	5	-	-
Williams Jr., E.J.	4	1	-	4	-	-	-	-
Mendoza, Alberto	3	-	3	-	-	-	-	-
Mendoza, Fernando	2	1	2	-	-	-	-	-
Beebe Jr., Lee	2	-	2	-	-	-	-	-
Chandler, Davion	1	1	-	1	-	-	-	-
Fisher, Aiden	1	1	-	-	-	-	1	-
Boykin, Devan	1	1	-	-	-	-	-	1
Moore, Louis	1	-	-	-	-	-	1	-
TOTAL	96	29	30	53	5	5	2	1

LONGEST PLAYS OF THE YEAR

Rushing			
82	*	Hemby, Roman	at Purdue (11/28)
Rushing Touchdown			
82	*	Hemby, Roman	at Purdue (11/28)
Passing			
65	*	Chandler, Davion from Mendoza, Alberto	at Purdue (11/28)
Passing Touchdown			
65	*	Chandler, Davion from Mendoza, Alberto	at Purdue (11/28)
Punt Return			
91	*	Brady, Jonathan	Old Dominion (8/30)
Kick Return			
34		Hemby, Roman	Indiana State (9/12)
Interception Return			
25	*	Fisher, Aiden	UCLA (10/25)
Interception Touchdown			
25	*	Fisher, Aiden	UCLA (10/25)
Fumble Return			
32	*	Boykin, Devan	at Maryland (11/1)
Punt			
57		Warren, Quinn	Indiana State (9/12)
Field Goal			
58		Franke, Brendan	at Oregon (10/11)

INDIANA (96 PLAYS)

Play	#	Long	Play	Opponent
Passing	53	65*	Chandler, Davion from Mendoza, Alberto	at Purdue (11/28)
Rushing	30	82*	Hemby, Roman	at Purdue (11/28)
Punt Return	5	91*	Brady, Jonathan	Old Dominion (8/30)
Kickoff Return	5	34	Hemby, Roman	Indiana State (9/12)
Interception	2	25	Fisher, Aiden	UCLA (10/25)
Fumble Return	1	32*	Boykin, Devan	at Maryland (11/1)
Opp.	#	Long	Play	Type
OLD DOMINION	8	46	Cooper Jr., Omar from Mendoza, Fernando	Pass
KENNESAW STATE	11	75*	Cooper Jr., Omar	Rush
INDIANA STATE	11	58*	Cooper Jr., Omar from Mendoza, Alberto	Pass
ILLINOIS	8	43*	Nowakowski, Riley from Mendoza, Fernando	Pass
at Iowa	5	49*	Sarratt, Elijah from Mendoza, Fernando	Pass
at Oregon	3	29	Sarratt, Elijah from Mendoza, Fernando	Pass
MICHIGAN STATE	8	48*	Cooper Jr., Omar from Mendoza, Fernando	Pass
UCLA	9	62*	Williams Jr., E.J. from Mendoza, Fernando	Pass
at Maryland	10	53	Mendoza, Alberto	Rush
at Penn State	3	53	Becker, Charlie from Mendoza, Fernando	Pass
WISCONSIN	5	48	Becker, Charlie from Mendoza, Fernando	Pass
at Purdue	5	82*	Hemby, Roman	Rush
vs. Ohio State	3	51	Becker, Charlie from Mendoza, Fernando	Pass
vs. Alabama	7	38	Cooper Jr., Omar from Mendoza, Fernando	Pass
vs. Oregon				

OPPONENTS (63 PLAYS)

Play	#	Long	Play	Opponent
Passing	32	59*	Dixon, Collin from Altmeyer, Luke	Illinois (9/20)
Rushing	11	78*	Joseph, Colton	Old Dominion (8/30)
Kickoff Return	16	39	Rochelle, Rashad	Indiana State (9/12)
Interception	4	38	Lutmer, Zach	at Iowa (9/27)
Opp.	#	Long	Play	Type
OLD DOMINION	2	78*	Joseph, Colton	Rush
KENNESAW STATE	7	38	Ravare, Lyndon from Odom, Amari	Pass
INDIANA STATE	2	39	Rochelle, Rashad	Kick Return
ILLINOIS	2	59*	Dixon, Collin from Altmeyer, Luke	Pass
at Iowa	3	38	Lutmer, Zach	Interception
at Oregon	3	44*	Malik Benson from Dante Moore	Pass
MICHIGAN STATE	4	63	Chiles, Aiden	Rush
UCLA	1	27	Lawrence, Key	Interception
at Maryland	8	55*	Williams, DeJuan from Washington, Malik	Pass
at Penn State	7	59	Singleton, Nicholas	Rush
WISCONSIN	6	45*	Mason, Lance from Smith, Carter	Pass
at Purdue	10	28	Horton, EJ from Browne, Ryan	Pass
vs. Ohio State	6	52	Smith, Jeremiah from Sayin, Julian	Pass
vs. Alabama	2	34	Bernard, Germie from Mack, Austin	Pass
vs. Oregon				

* - touchdown scored on play

STARTERS

OFFENSE

^ - Started two tight ends

OPPONENT	LT	LG	C	RG	RT	QB	RB	WR	WR	WR	TE
OLD DOMINION	Smith, C.	Evans	Coogan	Lynch	Benson	Mendoza, F.	Hemby	Cooper Jr.	Sarratt	Williams Jr.	Nowakowski
KENNESAW STATE	Smith, C.	Evans	Coogan	Lynch	Benson	Mendoza, F.	Hemby	Cooper Jr.	Sarratt	Staes	Nowakowski
INDIANA STATE	Smith, C.	Evans	Coogan	Lynch	Michalski	Mendoza, F.	Hemby	Cooper Jr.	Sarratt	Williams Jr.	Nowakowski
ILLINOIS	Smith, C.	Evans	Coogan	Lynch	Benson	Mendoza, F.	Hemby	Cooper Jr.	Sarratt	Williams Jr.	Nowakowski
at Iowa	Smith, C.	Evans	Coogan	Lynch	Benson	Mendoza, F.	Hemby	Cooper Jr.	Sarratt	Williams Jr.	Nowakowski
at Oregon	Smith, C.	Evans	Coogan	Lynch	Benson	Mendoza, F.	Hemby	Cooper Jr.	Sarratt	Williams Jr.	Nowakowski
MICHIGAN STATE	Smith, C.	Evans	Coogan	Lynch	Benson	Mendoza, F.	Hemby	Cooper Jr.	Sarratt	Williams Jr.	Nowakowski
UCLA	Smith, C.	Evans	Coogan	Lynch	Benson	Mendoza, F.	Hemby	Cooper Jr.	Sarratt	Becker	Nowakowski
at Maryland	Smith, C.	Michalski	Coogan	Lynch	Benson	Mendoza, F.	Hemby	Cooper Jr.	Sarratt	Williams Jr.	Nowakowski
at Penn State	Smith, C.	Ajani	Coogan	Lynch	Benson	Mendoza, F.	Hemby	Cooper Jr.	Becker	Williams Jr.	Nowakowski
WISCONSIN	Smith, C.	Ajani	Coogan	Lynch	Benson	Mendoza, F.	Hemby	Cooper Jr.	Becker	Williams Jr.	Nowakowski
at Purdue	Smith, C.	Ajani	Coogan	Lynch	Michalski	Mendoza, F.	Hemby	Cooper Jr.	Becker	Staes	Nowakowski
vs. Ohio State	Smith, C.	Evans	Coogan	Lynch	Michalski	Mendoza, F.	Hemby	Cooper Jr.	Becker	Sarratt	Nowakowski
vs. Alabama	Smith, C.	Evans	Coogan	Lynch	Ajani	Mendoza, F.	Hemby	Williams Jr.	Becker	Sarratt	Nowakowski
vs. Oregon											

DEFENSE

% - Started three Linebackers

OPPONENT	DE	NG	DT	STUD	MLB	WLB	CB	S	Rover	S	CB
OLD DOMINION	Kamara, M.	Wheeler	Tucker	Wyatt	Fisher	Hardy	Ponds	Ferrell	Boykin	Moore	Sharpe
KENNESAW STATE	Kamara, M.	Wheeler	Tucker	Wyatt	Fisher	Hardy	Ponds	Ferrell	Boykin	Moore	Sharpe
INDIANA STATE	Kamara, M.	Wheeler	Tucker	Wyatt	Fisher	Hardy	Ponds	Ferrell	Boykin	Moore	Sharpe
ILLINOIS	Kamara, M.	Wheeler	Tucker	Wyatt	Fisher	Hardy	Ponds	Ferrell	Boykin	Moore	Sharpe
at Iowa	Kamara, M.	Wheeler	Tucker	Wyatt	Fisher	Hardy	Gandy	Ferrell	Boykin	Moore	Sharpe
at Oregon	Kamara, M.	Landino	Tucker	Wyatt	Fisher	Hardy	Ponds	Ferrell	Jones%	Moore	Sharpe
MICHIGAN STATE	Kamara, M.	Landino	Tucker	Wyatt	Fisher	Hardy	Ponds	Ferrell	Boykin	Moore	Sharpe
UCLA	Kamara, M.	Landino	Tucker	Daley	Fisher	Hardy	Ponds	Ferrell	Boykin	Moore	Sharpe
at Maryland	Kamara, M.	Landino	Tucker	Daley	Jones	Hardy	Ponds	Ferrell	Turner%	Moore	Sharpe
at Penn State	Kamara, M.	Landino	Tucker	Daley	Fisher	Hardy	Ponds	Ferrell	Jones%	Moore	Sharpe
WISCONSIN	Kamara, M.	Landino	Tucker	Daley	Fisher	Hardy	Ponds	Ferrell	Boykin	Moore	Sharpe
at Purdue	Kamara, M.	Landino	Tucker	Daley	Fisher	Hardy	Ponds	Ferrell	Boykin	Moore	Sharpe
vs. Ohio State	Kamara, M.	Landino	Tucker	Daley	Fisher	Hardy	Ponds	Ferrell	Jones%	Moore	Sharpe
vs. Alabama	Kamara, M.	Landino	Tucker	Ratcliff	Fisher	Hardy	Ponds	Ferrell	Jones%	Moore	Sharpe
vs. Oregon											

GAME LEADERS

Opponent	Rushing Attempts	Rushing Yards	Receptions	Receiving Yards	All-Purpose Yards	Tackles
OLD DOMINION	Hemby, Roman - 23	Hamby, Roman - 111	Williams Jr., E.J. - 5	Cooper Jr., Omar - 52	Hemby, Roman - 148	Moore, Louis - 7
KENNESAW STATE	Beebe Jr., Lee - 11	Beebe Jr., Lee - 90	Sarratt, Elijah - 9	Sarratt, Elijah - 97	Cooper Jr., Omar - 115	Wyatt, Kellan - 9
INDIANA STATE	Martin, Khobie - 11	Martin, Khobie - 109	Cooper Jr., Omar - 10	Cooper Jr., Omar - 207	Cooper Jr., Omar - 207	Jones, Isaiah - 4
ILLINOIS	Hemby, Roman - 14	Martin, Khobie - 107	Sarratt, Elijah - 9	Sarratt, Elijah - 92	Martin, Khobie - 107	Moore, Louis - 6
at Iowa	Hemby, Roman - 15	Hemby, Roman - 86	Sarratt, Elijah - 7	Sarratt, Elijah - 156	Sarratt, Elijah - 156	Fisher, Aiden - 9
at Oregon	Hemby, Roman - 19	Hemby, Roman - 70	Sarratt, Elijah - 8	Sarratt, Elijah - 121	Sarratt, Elijah - 121	Two Tied - 13
MICHIGAN STATE	Black, Kaelon - 10	Black, Kaelon - 64	Cooper Jr., Omar - 8	Cooper Jr., Omar - 115	Cooper Jr., Omar - 115	Moore, Louis - 11
UCLA	Hemby, Roman - 17	Hemby, Roman - 81	Williams Jr., E.J. - 5	Williams Jr., E.J. - 109	Hemby, Roman - 116	Jones, Isaiah - 8
at Maryland	Hemby, Roman - 18	Black, Kaelon - 110	Cooper Jr., Omar - 7	Cooper Jr., Omar - 86	Hemby, Roman - 163	Hardy, Rolijah - 6
at Penn State	Two Tied - 12	Hemby, Roman - 55	Becker, Charlie - 7	Becker, Charlie - 118	Becker, Charlie - 118	Hardy, Rolijah - 12
WISCONSIN	Hemby, Roman - 14	Hemby, Roman - 58	Two Tied - 5	Becker, Charlie - 108	Becker, Charlie - 108	Fisher, Aiden - 7
at Purdue	Black, Kaelon - 13	Hemby, Roman - 156	Two Tied - 3	Chandler, Davion - 65	Hemby, Roman - 171	Hardy, Rolijah - 10
vs. Ohio State	Black, Kaelon - 16	Black, Kaelon - 70	Becker, Charlie - 6	Becker, Charlie - 126	Becker, Charlie - 126	Hardy, Rolijah - 10
vs. Alabama	Hemby, Roman - 18	Black, Kaelon - 99	Sarratt, Elijah - 4	Becker, Charlie - 51	Becker, Charlie - 51	Two Tied - 7
vs. Oregon						

PARTICIPATION CHART

ST - Starter | P - Participated

	Total	ODU	KENN	INST	ILL	at IOWA	at ORE	MSU	UCLA	at UMD	at PSU	WIS	at PUR	vs. OSU	vs. ALA	vs. ORE
Ajani, Adedamola	10/4	-	P	P	P	-	-	-	P	P	ST	ST	ST	P	ST	
Baldwin Jr., Byron	7/-	-	-	-	-	-	-	-	P	P	P	P	P	P	P	
Barker, Andrew	1/-	-	P	-	-	-	-	-	-	-	-	-	-	-	-	
Becker, Charlie	14/6	P	P	P	P	P	P	P	ST	P	ST	ST	ST	ST	ST	
Beebe Jr., Lee	3/-	P	P	P	-	-	-	-	-	-	-	-	-	-	-	
Bell, Jaylen	11/-	-	P	P	P	-	P	P	P	P	P	P	P	P	P	
Benson, Kahlil	14/10	ST	ST	P	ST	ST	ST	ST	ST	ST	ST	ST	P	P	P	
Black, Kaelon	14/-	P	P	P	P	P	P	P	P	P	P	P	P	P	P	
Bomba, James	14/-	P	P	P	P	P	P	P	P	P	P	P	P	P	P	
Bond, Lebron	12/-	P	P	P	-	P	P	-	P	P	P	P	P	P	P	
Bonds, Bryson	1/-	P	-	-	-	-	-	-	-	-	-	-	-	-	-	
Boyd, Jah Jah	5/-	-	P	P	-	-	-	-	P	P	-	-	P	-	-	
Boykin, Devan	14/9	ST	ST	ST	ST	ST	P	ST	ST	P	P	ST	ST	P	P	
Brady, Jonathan	14/-	P	P	P	P	P	P	P	P	P	P	P	P	P	P	
Burrus Jr., Tyrone	1/-	-	-	-	-	-	-	-	-	-	-	-	P	-	-	
Chandler, Davion	7/-	-	-	-	-	-	-	-	P	P	P	P	P	P	P	
Chung, Anthony	14/-	P	P	P	P	P	P	P	P	P	P	P	P	P	P	
Clark, Quentin	12/-	-	-	P	P	P	P	P	P	P	P	P	P	P	P	
Conner, Clay	14/-	P	P	P	P	P	P	P	P	P	P	P	P	P	P	
Coogan, Pat	14/14	ST	ST	ST	ST	ST	ST	ST	ST	ST	ST	ST	ST	ST	ST	
Cooper Jr., Omar	14/13	ST	ST	ST	ST	ST	ST	ST	ST	ST	ST	ST	ST	ST	ST	
Cuono, Sean	1/-	-	-	P	-	-	-	-	-	-	-	-	-	-	-	
Daley, Stephen	13/6	P	P	P	P	P	P	P	ST	ST	ST	ST	ST	ST	ST	
Evans, Drew	10/10	ST	ST	ST	ST	ST	ST	ST	ST	-	-	-	-	ST	ST	
Ferrell, Amare	14/14	ST	ST	ST	ST	ST	ST	ST	ST	ST	ST	ST	ST	ST	ST	
Fisher, Aiden	13/13	ST	ST	ST	ST	ST	ST	ST	ST	-	ST	ST	ST	ST	ST	
Franke, Brendan	8/-	P	P	P	P	P	P	P	P	-	-	-	-	-	-	
Gandy, Ryland	14/1	P	P	P	P	ST	P	P	P	P	P	P	P	P	P	
Garcia, Kyler	1/-	-	-	P	-	-	-	-	-	-	-	-	-	-	-	
Hardy, Rolijah	14/14	ST	ST	ST	ST	ST	ST	ST	ST	ST	ST	ST	ST	ST	ST	
Hemby, Roman	14/14	ST	ST	ST	ST	ST	ST	ST	ST	ST	ST	ST	ST	ST	ST	
Jones, Isaiah	14/5	P	P	P	P	P	P	ST	P	ST	ST	P	P	ST	ST	
Jordan, Camden	5/-	-	P	P	P	-	-	-	P	-	-	P	-	-	-	
Kamara, Mikail	14/14	ST	ST	ST	ST	ST	ST	ST	ST	ST	ST	ST	ST	ST	ST	
Landino, Mario	14/9	P	P	P	P	P	ST	ST	ST	ST	ST	ST	ST	ST	ST	
Langston, Mark	14/-	P	P	P	P	P	P	P	P	P	P	P	P	P	P	
Lawrence, Evan	7/-	-	P	P	P	-	-	-	P	P	-	P	P	-	-	
Leibfried, Austin	9/-	-	P	P	P	P	-	-	P	P	P	P	P	-	-	
Lynch, Bray	14/14	ST	ST	ST	ST	ST	ST	ST	ST	ST	ST	ST	ST	ST	ST	
Marek, Matt	3/-	-	-	-	-	-	-	-	P	P	-	-	P	-	-	
Martin, Khobe	13/-	P	P	P	P	P	P	P	P	P	P	P	P	-	P	
McCarthy, Mitch	12/-	P	-	-	P	P	P	P	P	P	P	P	P	P	P	
McConnell, Kaden	3/-	-	-	-	-	-	-	P	P	P	-	-	-	-	-	
Mendoza, Alberto	9/-	-	P	P	P	-	-	-	P	P	-	P	P	P	P	
Mendoza, Fernando	14/14	ST	ST	ST	ST	ST	ST	ST	ST	ST	ST	ST	ST	ST	ST	
Michalski, Zen	14/4	P	P	ST	P	P	P	P	P	ST	P	P	ST	ST	P	
Monette, J'Mari	4/-	-	P	P	-	-	-	-	P	P	-	-	-	-	-	
Moore, Louis	14/14	ST	ST	ST	ST	ST	ST	ST	ST	ST	ST	ST	ST	ST	ST	
Ndukwe, Daniel	13/-	P	P	-	P	P	P	P	P	P	P	P	P	P	P	
Nelson, PJ	2/-	-	-	-	-	-	-	-	P	P	-	-	-	-	-	
Nowakowski, Riley	14/14	ST	ST	ST	ST	ST	ST	ST	ST	ST	ST	ST	ST	ST	ST	
Placzek, Josh	1/-	-	-	P	-	-	-	-	-	-	-	-	-	-	-	
Ponds, D'Angelo	13/13	ST	ST	ST	ST	-	ST	ST	ST	ST	ST	ST	ST	ST	ST	
Radicić, Nico	14/-	P	P	P	P	P	P	P	P	P	P	P	P	P	P	
Ratcliff, Dominique	14/1	P	P	P	P	P	P	P	P	P	P	P	P	P	ST	
Reese, Garrett	8/-	P	P	P	-	-	-	-	-	P	P	P	P	-	P	
Sarratt, Elijah	12/11	ST	ST	ST	ST	ST	ST	ST	ST	ST	-	-	P	ST	ST	
Sharpe, Jamari	14/14	ST	ST	ST	ST	ST	ST	ST	ST	ST	ST	ST	ST	ST	ST	
Smith, Carter	14/14	ST	ST	ST	ST	ST	ST	ST	ST	ST	ST	ST	ST	ST	ST	
Staes, Holden	14/2	P	ST	P	P	P	P	P	P	P	P	P	ST	P	P	
Tucker, Tyrique	14/14	ST	ST	ST	ST	ST	ST	ST	ST	ST	ST	ST	ST	ST	ST	
Turner, Kaiden	11/1	P	P	P	P	-	-	P	P	ST	-	P	P	P	P	
Turvy, Andrew	3/-	-	-	P	P	-	P	-	-	-	-	-	-	-	-	
Utzinger, Jeff	14/-	P	P	P	P	P	P	P	P	P	P	P	P	P	P	
Vanhorse, Solomon	14/-	P	P	P	P	P	P	P	P	P	P	P	P	P	P	
Warren, Quinn	11/-	P	P	P	P	-	-	-	P	P	P	P	P	P	P	
Wasserstrom, Jackson	7/-	-	P	P	P	-	-	P	P	P	-	P	-	-	-	
Wheeler, Hosea	14/5	ST	ST	ST	ST	ST	P	P	P	P	P	P	P	P	P	
Wilkin, Baylor	4/-	-	P	-	P	-	-	-	-	P	-	-	P	-	-	
Williams Jr., E.J.	13/10	ST	P	ST	ST	ST	ST	ST	P	ST	ST	ST	-	P	ST	
Wilson, Grant	3/-	-	-	P	P	-	-	-	-	P	-	-	-	-	-	
Wyatt, Kellan	7/7	ST	ST	ST	ST	ST	ST	ST	-	-	-	-	-	-	-	
		50	60	65	57	45	47	48	61	60	48	53	59	49	50	

CAREER PARTICIPATION

x - prior to college enrollment | -- no games played | JC - Junior College | ^ includes prior school | \$ - includes 14/6 in 2019

Games/Starts	'20	'21	'22	'23	'24	'25	Career
Abram, Triston	x	x	x	x	x	--	--
Ajani, Adedamola	x	x	x	x	3/-	10/4	13/4
Allen, Clayton	x	x	x	--	--	--	--
Baker, Olubade^	x	--	10/-	x	x	--	10/-
Baldwin Jr., Byron	x	x	x	x	x	7/-	7/-
Barker, Andrew	x	x	x	x	x	1/-	1/-
Becker, Charlie	--	--	--	--	12/-	14/6	26/6
Beebe Jr., Lee^	x	x	1/-	11/-	12/1-	3/-	27/10
Bell, Jacob	x	x	x	x	x	--	--
Bell, Jaylen	x	x	x	x	x	12/-	12/-
Bellin, Reece	--	--	--	--	--	--	--
Benson, Kahlil^	INJ	--	12/5	12/12	9/4	14/10	47/31
Black, Kaelon^	2/-	3/3	9/1	13/12	13/-	14/-	53/16
Bomba, James	--	--	9/3	11/7	9/-	14/-	42/10
Bond, Lebron	x	x	x	x	x	12/-	11/-
Bonds, Bryson	8/-	3/-	12/-	11/-	12/1	1/-	47/1
Boyd, Jah Jah	x	x	x	x	--	5/-	5/-
Boykin, Devan^	x	12/2	11/5	11/3	11/10	14/9	59/29
Brady, Jonathan^	x	x	13/9	15/12	13/12	14/-	55/33
Burrus Jr., Tyrone	x	x	x	x	x	1/-	1/-
Calhoun, Keishaun	x	x	x	x	x	--	--
Cannon, Aden	x	x	--	--	--	--	--
Chandler, Davion	x	x	x	x	x	7/-	7/-
Chung, Anthony	x	x	x	--	--	14/-	14/-
Ciongoli, Ace	x	x	x	x	x	--	--
Clark, Quentin	x	x	x	x	1/-	12/-	13/-
Conner, Clay	x	x	x	--	1/-	14/-	15/-
Coogan, Pat	x	--	1/-	13/13	16/13	14/14	44/40
Cooper Jr., Omar	x	x	4/-	9/2	13/4	14/13	40/19
Cuomo, Sean	x	x	x	x	x	1/-	1/-
Daley, Stephen	x	x	10/-	12/12	12/12	13/6	47/30
Evans, Drew	x	x	--	--	9/9	10/10	19/19
Ferrell, Amare	--	--	--	12/-	13/13	14/14	39/27
Fisher, Aiden^	x	x	10/-	13/11	13/13	13/13	49/37
Franke, Brendan	9/-	12/-	12/-	4/-	12/-	9/-	58/-
Gandy, Ryland	x	x	4/-	12/-	13/13	14/1	43/14
Garcia, Kyler	x	x	x	x	x	1/-	1/-
Geske, Maverick	x	x	x	x	x	--	--
Greer, Jack	x	x	--	--	4/-	--	4/-
Hall, Jhrevious	x	x	x	x	x	--	--
Hardy, Rolijah	x	x	x	x	13/4	14/14	27/18
Hemby, Roman	x	3/-	13/13	13/13	12/12	14/14	55/52
Henderson, Dontrae	x	x	x	x	1/-	--	1/-
Johnson, Chance	x	x	x	x	x	--	--
Jones, Isaiah	x	x	2/-	2/-	13/2	14/5	31/7
Jordan, Camden	x	--	--	4/-	1/-	5/-	10/-
Kaiser, Cade	x	x	x	x	x	--	--
Kamara, Amari	x	x	x	x	x	--	--
Kamara, Mikail^	6/6	INJ	5/4	12/12	13/13	14/14	50/49
Kendrick, Myles	x	x	x	x	x	--	--
Kizer, Heath	x	x	x	x	--	--	--
Kropp, Kyler	x	x	x	x	--	--	--
Landino, Mario	--	--	--	--	12/-	14/9	26/9
Langston, Mark^	--	12/-	10/-	INJ	13/-	14/-	49/-
Lawrence, Evan	x	x	x	x	--	7/-	7/-
Leibfried, Austin	x	x	x	x	4/-	9/-	13/-
Lindsey, Sam	x	x	x	--	11/-	--	11/-
Lynch, Bray	--	--	4/-	5/-	13/13	14/14	36/27
Marek, Matt	x	x	x	x	x	3/-	3/-
Martin, Khobie	--	--	--	--	2/-	13/-	15/-
Massel IV, Bruno	x	x	x	x	x	--	--
McCarthy, Mitch	x	x	12/-	13/-	12/-	12/-	49/-
McConnell, Kaden	x	x	x	x	--	3/-	3/-
Mendoza, Alberto	--	--	--	--	1/-	9/-	10/-
Mendoza, Fernando	x	x	--	9/8	11/11	14/14	34/33
Michalski, Zen	x	1/-	10/-	11/-	7/1	14/4	43/5
Monette, J'mari	--	--	--	--	4/-	5/-	9/-
Moore, Louis	JC	JC	12/-	12/10	11/2	14/14	49/26

Games/Starts	'20	'21	'22	'23	'24	'25	Career
Morris, Tyler	x	x	8/-	15/4	11/10	INJ	34/14
Murff, Lincoln	x	x	x	--	--	--	--
Ndukwe, Daniel	--	--	--	--	12/-	13/-	25/-
Nelson, PJ	x	x	x	x	x	2/-	2/-
Nowakowski, Riley	4/-	2/-	13/-	9/1	12/9	14/14	54/24
Parker, Evan	x	x	x	x	x	--	--
Placzek, Josh	x	x	x	x	--	1/-	1/-
Ponds, D'Angelo^	x	x	x	13/10	13/12	13/13	39/35
Radacic, Nicolas	x	x	x	1/-	13/-	14/-	28/-
Ratcliff, Dominique	x	1/-	12/1	13/3	12/-	14/1	52/5
Reese, Garrett	x	x	x	x	x	8/-	8/-
Sarratt, Elijah^	--	--	12/4	13/10	13/13	12/11	50/38
Sharpe, Jamari	--	--	3/-	12/9	9/3	14/14	38/26
Smith, Carter	--	--	2/-	12/12	13/13	14/14	41/39
Smith, Zacharey	x	x	x	x	x	--	--
Staes, Holden	x	x	11/1	11/8	13/3	14/2	49/14
Stewart Jr., Seaonta	x	x	x	x	x	--	--
Stroud, Hunter	x	x	x	x	x	--	--
Taylor, Bryce	x	x	x	x	x	--	--
Thiry, Blake	x	x	x	x	x	--	--
Tucker, Tyrique^	--	--	--	13/5	13/-	14/14	40/19
Turner, Kaiden	x	x	4/1	6/-	2/-	11/1	23/2
Turvy, Andrew	x	--	5/-	7/-	4/-	4/-	20/-
Utzinger, Jeff	x	x	--	--	13/-	14/-	27/-
Vanhorse, Solomon^\$	7/-	12/3	3/-	1/-	13/-	14/-	64/9
Walters, Finn	x	x	x	--	--	--	--
Warren, Quinn	x	x	x	x	7/-	11/-	18/-
Wasserstrom, Jackson	x	x	--	1/-	1/-	8/-	10/-
Wheeler, Hosea	x	JC	4/-	13/11	14/14	14/5	45/30
Wilkin, Baylor	x	x	x	x	x	4/-	4/-
Williams Jr., E.J.	12/4	8/2	13/-	8/3	4/-	13/10	58/19
Wilson, Grant	--	3/-	4/-	12/11	3/3	3/-	25/14
Wyatt, Kellan	x	x	11/5	13/13	11/10	7/7	42/35

SEASON SUPERLATIVES

INDIANA INDIVIDUAL

Rushes	23	Hemby, Roman; Old Dominion (8/30)
Yards Rushing	152	Hemby, Roman; at Purdue (11/28)
TD Rushes	2 (5x)	Last: Black, Kaelon; at Purdue (11/28)
Long Rush	82	Hemby, Roman; at Purdue (11/28)
Pass attempts	31 (2x)	Last: Mendoza, Fernando; at Oregon (10/11)
Pass Completions	24	Mendoza, Fernando; Michigan State (10/18)
Yards Passing	332	Mendoza, Fernando; Michigan State (10/18)
TD Passes	5 (2x)	Last: Mendoza, Fernando; Illinois (9/20)
Long Pass	65	Mendoza, Alberto; at Purdue (11/28)
Receptions	10	Cooper Jr., Omar; Indiana State (9/12)
Yards Receiving	207	Cooper Jr., Omar; Indiana State (9/12)
TD Receptions	4	Cooper Jr., Omar; Indiana State (9/12)
Long Reception	65	Chandler, Davion; at Purdue (11/28)
Field Goals	2 (5x)	Last: Radicic, Nico; vs. Ohio State (12/6)
Long Field Goal	58	Franke, Brendan; at Oregon (10/11)
Punts	5	McCarthy, Mitch; at Oregon (10/11)
Punting Avg.	57.0	Warren, Quinn; Indiana State (9/12)
Long Punt	57	Warren, Quinn; Indiana State (9/12)
Punts Inside 20	3	McCarthy, Mitch; at Purdue (11/28)
Long Punt Return	91	Brady, Jonathan; Old Dominion (8/30)
Long Kickoff Return	34	Hemby, Roman; Indiana State (9/12)
Tackles	13	Fisher, Aiden & Hardy, Rolijah; at Oregon (10/11)
Sacks	2.0 (5x)	Last: Jones, Isaiah; vs. Ohio State (12/6)
Tackles For Loss	4.5	Daley, Stephen; at Purdue (11/28)
Interceptions	1 (17x)	Last: Moore, Louis; vs. Ohio State (12/6)

OPPONENT INDIVIDUAL

Rushes	19	Allen, Kaytron; at Penn State (11/8)
Yards Rushing	179	Joseph, Colton; Old Dominion (8/30)
TD Rushes	2 (2x)	Last: Singleton, Nicholas; at Penn State (11/8)
Long Rush	78	Joseph, Colton; Old Dominion (8/30)
Pass attempts	47	Browne, Ryan; at Purdue (11/28)
Pass Completions	27	Chiles, Aiden; Michigan State (10/18)
Yards Passing	258	Sayin, Julian; vs. Ohio State (12/6)
TD Passes	1 (7x)	Last: Sayin, Julian; vs. Ohio State (12/6)
Long Pass	59	Altmyer, Luke; Illinois (9/20)
Receptions	8	Smith, Jeremiah; vs. Ohio State (12/6)
Yards Receiving	144	Smith, Jeremiah; vs. Ohio State (12/6)
TD Receptions	1 (7x)	Last: Tate, Carnell; vs. Ohio State (12/6)
Long Reception	59	Dixon, Collin; Illinois (9/20)
Field Goals	3	Kinney, Daniel; Kennesaw State (9/06)
Long Field Goal	54	Stevens, Drew; at Iowa (9/27)
Punts	8 (2x)	Last: Jack McCallister; at Purdue (11/28)
Punting Avg.	51.5	Conrad, Spencer; Indiana State (9/12)
Long Punt	63 (2x)	Nwosu, Gabe; at Penn State (11/8)
Punts Inside 20	4	McCallister, Jack; at Purdue (11/28)
Long Punt Return	17	Wetjen, Kaden; at Iowa (9/27)
Long Kickoff Return	39	Rochelle, Rashad; Indiana State (9/12)
Tackles	13 (2x)	Last: Vaughns, JonJon; at Oregon (10/11)
Sacks	2.5	Peterson, Darryl; Wisconsin (11/15)
Tackles For Loss	3.0	Curry, Caden; vs. Ohio State (12/6)
Interceptions	1 (7x)	Last: Igbinosun, Davison; vs. Ohio State (12/6)

INDIANA TEAM

	Highs	Lows
Points	73 Indiana State (9/12)	13 vs. Ohio State (12/6)
First Downs	33 Indiana State (9/12)	17 vs. Ohio State (12/6)
Yards Rushing	367 at Maryland (11/1)	83 Wisconsin (11/15)
Rushes	57 Old Dominion (8/30)	28 Michigan State (11/18)
Yards Per Rush	9.6 at Purdue (11/28)	2.2 Wisconsin (11/15)
TD Rushes	5 at Purdue (11/28)	0 (3x) Last: vs. Ohio State (12/6)
Yards Passing	379 Indiana State (9/12)	192 vs. Alabama (1/1)
Pass Attempts	32 Old Dominion (8/30)	16 vs. Alabama (1/1)
Pass Completions	26 Indiana State (9/12)	10 at Purdue (11/28)
Yards Per Attempt	12.6 Indiana State (9/12)	6.0 Old Dominion (8/30)
TD Passes	7 Indiana State (9/12)	0 Old Dominion (8/30)
Total Offense	680 Indiana State (9/12)	326 (2x) Last: at Penn State (11/8)
Total Plays	89 Old Dominion (8/30)	54 at Purdue (11/28)
Yards Per Play	10.1 (2x) Last: at Purdue (11/28)	4.8 at Oregon (10/11)
Penalties	8 at Oregon (10/11)	1 (3x) Last: vs. Alabama (1/1)
Penalty Yards	49 vs. Ohio State (12/6)	5 Michigan State (11/18)
Punts	5 at Oregon (9/27)	0 Michigan State (11/18)
Punting Avg	57.0 Indiana State (9/12)	-
Long Punt	57 Indiana State (9/12)	-
Punts Inside 20	3 vs. Ohio State (12/6)	0 (5x) Last: Wisconsin (11/15)
Sacks By	7 Illinois (9/20)	0 at Maryland (11/1)
Interceptions By	3 Old Dominion (8/30)	0 (3x) Last: vs. Alabama (1/1)
Long Punt Return	91 Old Dominion (8/30)	-

OPPONENT TEAM

	Highs	Lows
Points	24 at Penn State (11/8)	0 Indiana State (9/12)
First Downs	19 Michigan State (10/18)	5 Indiana State (9/12)
Yards Rushing	218 Old Dominion (8/30)	2 Illinois (9/20)
Rushes	33 at Penn State (11/8)	17 (2x) Last: vs. Alabama (1/1)
Yards Per Rush	9.5 Old Dominion (8/30)	0.1 Illinois (9/20)
TD Rushes	2 (2x) Last: Penn State (11/8)	0 (11x) Last: vs. Alabama (1/1)
Yards Passing	293 Michigan State (10/18)	38 Indiana State (9/12)
Pass Attempts	47 at Purdue (11/28)	15 Wisconsin (11/15)
Pass Completions	30 Michigan State (10/18)	9 Wisconsin (11/15)
Yards Per Attempt	8.8 vs. Ohio State (12/6)	1.9 Indiana State (9/12)
TD Passes	1 (7x) Last: vs. Ohio State (12/6)	0 (7x) Last: vs. Alabama (1/1)
Total Offense	367 Michigan State (10/18)	77 Indiana State (9/12)
Total Plays	74 at Purdue (11/28)	45 (3x) Last: Wisconsin (11/15)
Yards Per Play	7.0 Old Dominion (8/30)	1.5 Indiana State (9/12)
Penalties	9 Old Dominion (8/30)	0 Indiana State (9/12)
Penalty Yards	82 UCLA (10/25)	0 Indiana State (9/12)
Punts	10 Indiana State (9/12)	2 Michigan State (10/18)
Punting Avg	51.0 Wisconsin (11/15)	-
Long Punt	63 UCLA (10/25)	-
Punts inside 20	4 at Purdue (11/28)	0 Michigan State (10/18)
Sacks By	5 Wisconsin (11/15)	0 (5x) Last: at Purdue (11/28)
Interceptions By	2 UCLA (10/25)	0 (8x) Last: vs. Alabama (1/1)
Long Punt Return	17 at Iowa (9/27)	-

MISCELLANEOUS STATISTICS

OPENING POSSESSIONS

Bolded total means received kickoff that half

FIRST HALF

Opponent	Plays	Yds.	Indiana TOP	FD	Result
OLD DOMINION	11	69	4:57	4	Downs
KENNESAW STATE	3	7	1:19	-	Punt
INDIANA STATE	7	66	3:30	-	Touchdown
ILLINOIS	3	2	2:03	-	Punt
at Iowa	2	24	0:43	1	Touchdown
at Oregon	5	22	1:27	1	Field Goal
MICHIGAN STATE	11	75	5:27	4	Touchdown
UCLA	7	35	2:12	2	Interception
at Maryland	3	5	1:20	-	Interception
at Penn State	3	8	2:06	-	Punt
WISCONSIN	9	72	4:25	3	Touchdown
at Purdue	3	-	0:58	-	Punt
vs. Ohio State	8	24	4:25	2	Punt
vs. Alabama	3	(-5)	2:00	-	Punt
vs. Oregon					

SECOND HALF

Opponent	Plays	Yds.	Indiana TOP	FD	Result
OLD DOMINION	8	75	3:51	2	Touchdown
KENNESAW STATE	8	73	3:52	3	Touchdown
INDIANA STATE	4	72	1:22	1	Touchdown
ILLINOIS	7	75	3:22	2	Touchdown
at Iowa	7	27	3:33	2	Punt
at Oregon	3	(-1)	1:22	-	Punt
MICHIGAN STATE	4	75	1:51	2	Touchdown
UCLA	10	75	5:45	2	Touchdown
at Maryland	6	63	3:07	2	Touchdown
at Penn State	11	37	6:03	3	Field Goal
WISCONSIN	6	27	3:36	1	Punt
at Purdue	11	89	7:17	4	Touchdown
vs. Ohio State	7	88	3:30	2	Touchdown
vs. Alabama	10	79	5:40	3	Touchdown
vs. Oregon					

Opponent	Plays	Yds.	TOP	FD	Result
	1	75	0:11	-	Touchdown
	3	7	1:38	-	Punt
	3	(-1)	1:27	-	Punt
	5	13	2:14	1	Punt
	2	1	0:44	-	Interception
	7	21	3:51	1	Downs
	13	55	6:53	3	Field Goal
	2	(-2)	0:51	-	Interception
	4	6	1:39	-	Field Goal
	9	18	4:35	2	Punt
	13	48	7:39	3	Missed Field Goal
	2	-	0:42	-	Interception
	4	17	1:38	1	Interception
	8	18	4:08	2	Punt

Opponent	Plays	Yds.	TOP	FD	Result
	4	14	1:09	1	Punt
	6	44	2:21	2	Field Goal
	3	2	1:42	-	Punt
	3	(-6)	1:39	-	Punt
	5	19	2:22	1	Punt
	5	15	2:13	1	Punt
	10	43	5:13	2	Missed Field Goal
	4	16	1:27	1	Punt
	4	75	2:06	1	Touchdown
	2	0	0:16	-	Interception
	3	4	1:38	-	Punt
	5	15	2:51	1	Fumble
	5	11	3:23	1	Punt
	3	3	1:34	-	Punt

EFFICIENCY CHARTS

	Third Down and...												
Opponent	1	2	3	4	5	6	7	8	9	10+	Total	4th Down	Red Zone
OLD DOMINION	3-5	3-4	2-4	1-1	0-2	-	1-1	-	-	-	10-17	0-2	4-7
KENNESAW STATE	-	2-2	0-1	0-1	1-1	-	1-2	0-1	-	1-1	5-9	1-2	7-7
INDIANA STATE	2-2	1-1	-	1-1	-	0-2	-	-	-	2-2	6-8	-	9-9
ILLINOIS	-	2-2	0-1	3-3	1-1	-	-	-	1-1	1-3	8-11	1-1	5-5
at Iowa	0-1	3-6	-	1-2	-	1-1	0-1	-	-	1-4	6-15	0-3	1-1
at Oregon	0-1	0-1	1-1	2-2	-	1-2	0-1	1-4	-	0-2	5-14	0-1	5-5
MICHIGAN STATE	2-2	1-3	-	1-1	-	-	-	-	-	1-2	5-8	1-2	2-3
UCLA	2-2	1-2	1-1	1-3	3-3	-	1-1	1-1	2-2	0-1	12-16	2-2	6-7
at Maryland	0-1	3-3	1-2	-	0-2	-	2-2	1-1	-	1-2	8-13	1-1	5-5
at Penn State	0-1	-	0-1	1-2	1-1	1-1	1-1	-	0-2	1-3	5-12	1-1	5-5
WISCONSIN	5-5	0-2	-	-	1-1	-	0-1	1-1	-	0-2	7-12	-	3-3
at Purdue	2-2	-	-	0-1	1-1	-	0-1	-	-	1-3	4-8	-	4-4
vs. Ohio State	-	2-3	-	1-2	-	2-3	0-2	1-1	-	0-2	6-13	1-1	3-4
vs. Alabama	2-2	1-1	2-2	1-2	0-1	-	-	3-3	0-1	0-2	9-14	-	3-3
vs. Oregon													
TOTALS													
	-----44-67-----			-----32-56-----				-----20-47-----			96-170	8-16	62-68
	3rd-and-Short: 66%			3rd-and-Medium: 57%				3rd-and-Long: 43%			56%	50%	91%

MISCELLANEOUS STATISTICS

TIME OF POSSESSION

Opponent	Score	1st Qtr	2nd Qtr	3rd Qtr	4th Qtr	1st Half	2nd Half	Overall
OLD DOMINION	27-14	8:44	8:30	11:55	12:19	17:14	24:14	41:28
KENNESAW STATE	56-9	10:44	4:53	7:03	9:50	15:37	16:53	32:30
INDIANA STATE	73-0	10:53	6:58	7:59	7:47	17:51	15:46	33:37
ILLINOIS	63-10	6:51	9:16	12:34	11:02	16:07	23:36	39:43
at Iowa	20-15	6:17	5:31	8:04	7:26	11:48	15:30	27:18
at Oregon	30-20	8:45	4:01	7:12	13:12	12:46	20:24	33:10
MICHIGAN STATE	38-13	5:27	4:22	7:42	11:15	9:49	18:57	28:46
UCLA	56-6	8:42	6:48	9:43	10:21	15:30	20:04	35:34
at Maryland	55-10	10:18	11:20	8:45	9:59	21:38	18:44	40:22
at Penn State	27-24	7:00	9:09	9:39	4:49	16:09	14:28	30:37
WISCONSIN	31-7	4:25	8:23	9:11	11:59	12:48	21:10	33:58
at Purdue	56-3	4:34	7:44	8:56	5:38	12:18	14:34	26:52
vs. Ohio State	13-10	8:43	9:15	5:04	6:45	17:58	11:49	29:47
vs. Alabama	38-3	10:52	6:02	8:24	9:03	16:54	17:27	34:21
vs. Oregon								

RED ZONE RECAP

INDIANA				OPPONENT			
Opponent	Scores/Chances	Result	Pct.	Opponent	Scores/Chances	Result	Pct.
OLD DOMINION	4/7	2 TD, 2 FG, 2 Downs, 1 End of Game	57%	OLD DOMINION	-/-	-	-
KENNESAW STATE	7/7	7 TD	100%	KENNESAW STATE	2/2	2 FG	100%
INDIANA STATE	9/9	8 TD, 1 FG	100%	INDIANA STATE	-/-	-	-
ILLINOIS	5/5	5 TD	100%	ILLINOIS	-/-	-	-
at Iowa	1/1	1 TD	100%	at Iowa	1/1	1 TD	100%
at Oregon	5/5	3 TD, 2 FG	100%	at Oregon	2/3	2 FG, 1 Missed FG	67%
MICHIGAN STATE	2/3	1 TD, 1 FG, 1 Downs	67%	MICHIGAN STATE	3/3	1 TD, 2 FG, 1 Downs	100%
UCLA	6/7	6 TD, INT	86%	UCLA	1/1	1 FG	100%
at Maryland	5/5	4 TD, 1 FG	100%	at Maryland	1/2	1 FG, 1 Downs	50%
at Penn State	5/5	3 TD, 2 FG	100%	at Penn State	4/4	3 TD, 1 FG	100%
WISCONSIN	3/3	2 TD, 1 FG	100%	WISCONSIN	-	-	-
at Purdue	4/4	4 TD	100%	at Purdue	1/1	1 FG	100%
vs. Ohio State	3/4	1 TD, 2 FG, 1 Missed FG	75%	vs. Ohio State	2/4	1 TD, 1 FG, 1 Downs, 1 Missed FG	50%
vs. Alabama	3/3	2 TD, 1 FG	100%	vs. Alabama	1/1	1 FG	100%
vs. Oregon				vs. Oregon			
TOTAL	59/65	49 TD, 13 FG	91%	TOTAL	17/22	6 TD, 12 FG	78%
3 Downs, 1 End of Game, 1 INT, 1 Missed FG				2 Missed FG, 3 Downs			



OL ADEDAMOLA AJANI

6-4 || 308 || R-FR.
INDIANAPOLIS, IND.

72

Pronunciation: add-E-duh-mole-uh uh-john-knee

Career Notes & Records

Appeared in 13 career games with four starts ... First collegiate start came at Penn State as left guard in Week 12 of 2025 ... Redshirted initial collegiate season in 2024 ... Made collegiate debut in 2024 season opener versus FIU (8/31) ... One of 12 true freshmen to debut in 2024.

2025 (Freshman Season)

Season: Appeared in 10 games with four starts ... Made starts at left guard (3) and right tackle (1).

Awards: Part of an offensive line that earned Joe Moore Award finalist recognition.

Kennesaw State (9/6): Appeared on offense in the fourth quarter. **Indiana State (9/12):** Saw extended time in the second half ... Helped pave the way for Khobie Martin's first-career 100-yard rushing game - all coming in the second half ... Part of an offensive line unit that paved the way for IU's third-straight 300-yard rushing effort to mark the first time since 2001 the program ran for 300-plus yards in three straight games. **at Maryland (11/1):** Saw extended time on the offensive line in the fourth quarter ... Part of the eight-play, 93-yard scoring drive in the fourth quarter that ended with a 1-yard touchdown rush by Khobie Martin. **at Penn State (11/8):** Made first collegiate start ... Paved the way for 108 yards rushing and two scores ... Part of Indiana's first game-winning touchdown drive with 2:00 or less remaining in regulation since 1998. **Wisconsin (11/15):** Protected Fernando Mendoza to the tune of 299 yards passing and four touchdown passes. **at Purdue (11/28):** Part of an offensive that gained 548 yards and eight total scoring drives in the game ... Blocked for 355 yards rushing and five scores on the ground ... Opened the lane for Roman Hemby's Old Oaken Bucket Game record 82-yard rushing score. **vs. Ohio State (12/6):** Part of an offensive line that produced just the most yards of total offense allowed by Ohio State (340) and just the second game of 300-plus yards of total offense this season. **vs. Alabama (1/1):** Helped pave the way for 215 yards rushing and two scores on the ground ... Protected Fernando Mendoza to the tune of 14-of-16 passing and three touchdown passes.



DB BYRON BALDWIN JR.

6-2 || 194 || FR.
BALTIMORE, MD.

2

2025 (Freshman Season)

Season: Appeared in six games ... Made collegiate debut against UCLA (10/25) ... One of 12 true freshmen to make collegiate debut.

UCLA (10/25): Made collegiate debut on kickoff coverage ... Posted three tackles, with two on defense. **at Maryland (11/1):** Totaled one tackle ... Recovered the third-quarter fumble that was forced by Jamari Sharpe and led to a Roman Hemby touchdown rush. **at Purdue (11/28):** Chipped in one stop. **vs. Ohio State (12/6):** Chipped in two tackles.

BALDWIN JR.'S CAREER STATISTICS

	GP/GS	Solo	Ast	Ttl	TFL	Sacks	Int-Yds.	PBU	FF	FR-Yds
2025	7/-	3	5	8	-	-	-	-	-	1-0
Career	7/-	3	5	8	-	-	-	-	-	1-0

BALDWIN JR.'S CAREER GAME-BY-GAME

2025	Opponent	Solo	Ast	Ttl	TFL	Sacks	Int-Yds	PBU	FF	FR-Yds
	Old Dominion					-DNP-				
	Kennesaw State					-DNP-				
	Indiana State					-DNP-				
	Illinois					-DNP-				
	at Iowa					-DNP-				
	at Oregon					-DNP-				
	Michigan State					-DNP-				
	UCLA					-	-	-	-	-
	at Maryland		1	1	-	-	-	-	-	1-0
	at Penn State	-	-	-	-	-	-	-	-	-
	Wisconsin	-	-	-	-	-	-	-	-	-
	at Purdue	-	1	1	-	-	-	-	-	-
	vs. Ohio State	-	2	2	-	-	-	-	-	-
	vs. Alabama	1	-	1	-	-	-	-	-	-
Season		3	5	8	-	-	-	-	-	1-0



TE ANDREW BARKER

6-4 || 246 || FR.
KOKOMO, IND.

85

2025 (Freshman Season)

Season: Appeared in one game ... Made collegiate debut against Kennesaw State (9/6) ... One of 12 true freshmen to make collegiate debut.

Kennesaw State (9/6): Made collegiate debut in the fourth quarter on offense.



WR CHARLIE BECKER

6-4 || 209 || SO.
NASHVILLE, TENN.

80

Career Notes & Records

Appeared in 26 career games with six starts ... First-career start came in 2025 versus UCLA (10/25) ... Saw time mostly on special teams as a true freshman in 2024 with 123 special teams snaps (46 kickoff return, 21 kickoff coverage, 53 punt return) ... Made collegiate debut in Week 2 of 2024 versus Western Illinois (9/6) ... One of 12 true freshmen to debut in 2024 and one of five not to redshirt ... Scored first-career touchdown on a 3-yard rush in the fourth quarter to cap the scoring against Western Illinois (9/6) in 2024 ... First career touchdown reception came against Kennesaw State (9/6) in 2025 ... Owns three career 100-yard receiving games (3, 2025).

2025 (Sophomore Season)

Season: Appeared in all 14 games with six starts ... First collegiate start came against UCLA (10/25) ... Made first collegiate reception against Old Dominion (8/30) ... First career touchdown catch came against Kennesaw State (9/6) ... Posted first-career 100-yard receiving game at Penn State (11/8) ... Is tied for No. 4 in the Big Ten in special teams tackles (6).

Old Dominion (8/30): Saw action on offense and special teams ... First collegiate reception came on a 4-yard catch in the fourth quarter ... Totaled one special teams tackle on punt coverage. **Kennesaw State (9/6):** Caught both targets for 35 yards ... Grabbed a 6-yard touchdown pass in the fourth quarter to cap the scoring - his first career touchdown pass. **Indiana State (9/12):** Made one catch for 31 yards ... Posted two special teams tackles. **at Iowa (9/27):** Made one tackle on kickoff coverage. **at Oregon (10/11):** Had one special teams tackle on punt coverage. **UCLA (10/25):** Caught two passes for 35 yards. **at Maryland (11/1):** Lone reception went for 52 yards in the second quarter and eventually led to a Nico Radacic field goal. **at Penn State (11/8):** Posted first-career 100-yard receiving game with 118 yards on seven catches. **Wisconsin (11/15):** Caught five passes for a game-high 108 yards and one touchdown ... Opened the scoring with a 31-yard touchdown pass from Fernando Mendoza in the first quarter. **at Purdue (11/28):** Lone catch went for 6 yards. **vs. Ohio State (12/6):** Logged third 100-yard receiving game with 126 yards on six catches ... All six catches went for a first down with five gaining 10-plus yards ... Had a 51-yard reception to set up Indiana's third-quarter touchdown ... Pulled in a 33-yard pass on third-and-6 in the fourth quarter to allow Indiana to run the clock down to 18 seconds and seal the win ... Made one tackle on punt coverage in the fourth quarter. **vs. Alabama (1/1):** Caught two passes for 51 yards ... First catch was a 30-yard grab that led to Indiana's first points of the game in the second quarter ... Next reception was a 21-yard touchdown grab to make it 10-0 on the next drive.

BECKER'S CAREER STATS - RECEIVING

	GP/GS	Rec	Yds	TD	Long	RPG	YPR	YPG	High
2024	12/-	-	-	-	-	-	-	-	-
2025	14/6	28	566	3	53-PSU	2.0	20.2	40.4	126-OSU
Career	26/6	28	566	3	53-PSU	1.1	20.2	21.8	126-OSU

NOTE: Owns seven career tackles on special teams ... Lone career rushing attempt went for a 3-yard touchdown against Western Illinois (9/6) in 2024.

BECKER'S CAREER GAME-BY-GAME

2025	Opponent	No.	Yds	TD	Lg
	Old Dominion	1	4	-	4
	Kennesaw State	2	35	1	29
	Indiana State	1	31	-	31
	Illinois	-	-	-	-
	at Iowa	-	-	-	-
	at Oregon	-	-	-	-
	Michigan State	-	-	-	-
	UCLA	2	35	-	22
	at Maryland	1	52	-	52
	at Penn State	7	118	-	53
	Wisconsin	5	108	1	48
	at Purdue	1	6	-	6
	vs. Ohio State	6	126	-	51
	vs. Alabama	2	51	1	30
Season		28	566	3	53

2024

Appeared in 12 games as a true freshmen ... Saw time mainly on special teams ... Debuted against Western Illinois (9/6) and scored first career touchdown on a 3-yard rush in the fourth quarter.



RB LEE BEEBE JR.

5-10 || 218 || R-JR.
MONTGOMERY, ALA.

29

Career Notes & Records

Appeared in 27 career games with 10 starts ... Made 24 appearances with 10 starts over three seasons at UAB ... Selected third-team All-American Athletic Conference in 2024 ... Accumulated 1,844 career all-purpose yards (1,485 rushing, 324 receiving, 34 kickoff return, 1 fumble return) ... Totaled 13 career touchdowns (12 rushing, 1 receiving) ... Owns three career 100-yard rushing games (1, 2023; 2, 2024) ... Has three career multi-rushing touchdown game (1, 2023; 2, 2024).

2025 (Redshirt-Junior Season)

Season: Appeared in three games ... First touchdown as a Hoosier came against Kennesaw State (9/6) in Week 2 on an 11-yard rush in the second quarter ... Suffered a non-contact injury against Indiana State (9/12) and will miss the remainder of the season.

Old Dominion (8/30): Made Indiana debut ... Carried 11 times for 73 yards ... Made final block to seal the 91-yard punt return touchdown by Jonathan Brady ... Part of a running back unit that gained 309 yards on the ground, the most in a season opener since 2014 (455, Indiana State) and the most against an FBS opponent since 2016 (414, Maryland). **Kennesaw State (9/6):** Carried 11 times for a game-high 90 yards and one touchdown ... Scored first touchdown as a Hoosier on an 11-yard rush in the second quarter. **Indiana State (9/12):** Gained 46 yards rushing on five carries ... Caught one pass for 7 yards ... Left the game due to injury in the first half.

BEEBE JR.'S CAREER STATS - RUSHING (* - UAB)

	GP/GS	Car	Yds	TD	Long	YPC	YPG	High
2022*	1/-	3	32	-	18-ALA&M	10.7	32	32-ALA&M
2023*	11/-	52	360	4	66-NTEX	6.9	30	101-NTEX
2024*	12/10	166	885	7	61-TUL	5.3	73.8	161-RICE
2025	3/-	27	209	1	24-KENN	7.7	69.7	90-KENN
IU	3/-	27	209	1	24-KENN	7.7	69.7	90-KENN
Career	27/10	248	1,485	12	66-NTEX	6.0	55.0	161-RICE

BEEBE JR.'S CAREER STATS - RECEIVING (* - UAB)

	GP/GS	Rec	Yds	TD	Long	RPG	YPR	YPG	High
2022*	1/-	-	-	-	-	-	-	-	-
2023*	11/-	14	98	-	26-NTEX	1.2	7	8.2	39-NTEX
2024*	12/10	30	219	1	29-ARK	2.5	7.3	18.2	49-ARK
2025	3/-	1	7	-	7-INST	0.3	7.0	2.3	7-INST
IU	3/-	1	7	-	7-INST	0.3	7.0	2.3	7-INST
Career	27/10	45	324	1	29-ARK	1.7	7.2	12.0	49-ARK



DB JAYLEN BELL

5-10 || 176 || FR.
UNION, N.J.

3

2025 (Freshman Season)

Season: Appeared in 12 games ... Made collegiate debut against Kennesaw State (9/6) ... One of 12 true freshmen to make collegiate debut.

Kennesaw State (9/6): Made collegiate debut on special team ... Also saw time on defense. **Indiana State (9/12):** Made first collegiate tackle as part of a two-tackle game. **at Maryland (11/1):** Posted three tackles. **at Purdue (11/28):** Had one stop.

BELL'S CAREER STATISTICS

	GP/GS	Solo	Ast	Ttl	TFL	Sacks	Int-Yds.	PBU	FF	FR-Yds
2025	12/-	4	1	5	-	-	-	-	-	-
Career	12/-	4	1	5	-	-	-	-	-	-

BELL'S CAREER GAME-BY-GAME

2025	Opponent	Solo	Ast	Ttl	TFL	Sacks	Int-Yds	PBU	FF	FR-Yds
	Old Dominion	-	-	-	-	-DNP-	-	-	-	-
	Kennesaw State	-	-	-	-	-	-	-	-	-
	Indiana State	1	1	2	-	-	-	-	-	-
	Illinois	-	-	-	-	-	-	-	-	-
	at Iowa	-	-	-	-	-DNP-	-	-	-	-
	at Oregon	-	-	-	-	-	-	-	-	-
	Michigan State	-	-	-	-	-	-	-	-	-
	UCLA	-	-	-	-	-	-	-	-	-
	at Maryland	2	-	2	-	-	-	-	-	-
	at Penn State	-	-	-	-	-	-	-	-	-
	Wisconsin	-	-	-	-	-	-	-	-	-
	at Purdue	4	-	1	-	-	-	-	-	-
	vs. Ohio State	-	-	-	-	-	-	-	-	-
	vs. Alabama	-	-	-	-	-	-	-	-	-
Season		4	1	5	-	-	-	-	-	-



OL KAHLIL BENSON

6-6 || 319 || R-SR.+
WEBB, MISS.

67

Pronunciation: Kuh-leal Benson

Career Notes & Records

Earned his bachelor's degree in sociology from Colorado ... Appeared in 47 career games with 31 starts ... Started games at right tackle (21) and right guard (10) ... Began career at Indiana and played in 24 games with 17 starts (2020-23) ... Played in nine games with four starts in one season at Colorado (2024) ... Made collegiate debut on special teams against Illinois (9/2) in 2022 ... First career start came at Rutgers (10/22) in 2022.

2025 (Redshirt-Senior+ Season)

Season: Appeared in all 14 games with 10 starts at right tackle... Part of an offensive line unit that paved the way for four-straight 300-yard rushing efforts to start the season - a program-record streak and longest Power 4 stretch since Baylor in 2017 ... Six 300-yard rushing games are the most in a single season in Indiana history ... Helped IU post multiple rushing touchdowns in 10 of 14 games in 2025.

Awards: Part of an offensive line that earned Joe Moore Award finalist recognition.

Old Dominion (8/30): Blocked for 502 yards of total offense with 309 on the ground ... The 309 rushing yards were the most in a season opener since 2014 (455, Indiana State) and the most against an FBS opponent since 2016 (414, Maryland) ... Paved the way for Roman Hemby's first 100-yard rushing game as a Hoosier and eighth of his career. **Kennesaw State (9/6):** Paved the way for 593 yards of total offense and eight total touchdowns ... Protected Fernando Mendoza to the tune of 245 yards passing and four touchdown throws ... Helped IU post its second-straight 300-plus yard rushing effort with 313 yards on the ground. **Indiana State (9/12):** Saw extended time in the second half ... Helped pave the way for Khobie Martin's first-career 100-yard rushing game - all coming in the second half ... Part of an offensive line unit that paved the way for 301 yards rushing and three rushing scores. **Illinois (9/20):** Part of a unit that helped the offensive pile up 579 yards of total offense, which included 312 yards rushing ... The rushing effort marked a program-record four-straight games with at least 300 yards rushing ... Part of Khobie Martin's second-straight 100-yard rushing effort. **at Iowa (9/27):** Protected Fernando Mendoza to the tune of 233 yards passing and two touchdowns. **at Oregon (10/11):** Helped the offense gain 326 yards of total offense with two rushing touchdowns and one passing score ... Cleared the way for two Roman Hemby rushing scores ... Protected Fernando Mendoza for 215 yards passing and just one sack in the game. **Michigan State (10/18):** Kept a clean pocket with no sacks allowed ... Protected Fernando Mendoza to the tune of 24-of-28 passing (.857) and his first 300-yard passing game as a Hoosier (332) ... Helped the rushing attack gain 132 yards with one rushing score. **UCLA (10/25):** Helped Indiana not allow a sack for the second-straight Big Ten game, the second-straight season with back-to-back clean pockets and just the third since a five-game stretch in 2001 ... IU gained 475 yards of total offense (262 rushing, 213 passing) with four rushing touchdowns and three passing scores. **at Maryland (11/1):** Helped Indiana gain 588 yards of total offense - the ninth-most in a Big Ten game in program history ... Paved the way for 367 yards rushing to mark the program-record fifth 300-yard rushing games of the season ... Helped Kaelon Black earn his first 100-yard rushing game as a Hoosier with 110 yards. **at Penn State (11/8):** Made first collegiate start ... Paved the way for 108 yards rushing and two scores ... Part of Indiana's first game-winning touchdown drive with 2:00 or less remaining in regulation since 1998. **Wisconsin (11/15):** Protected Fernando Mendoza to the tune of 299 yards passing and four touchdown passes. **at Purdue (11/28):** Part of an offensive that gained 548 yards and eight total scoring drives in the game ... Blocked for 355 yards rushing and five scores on the ground. **vs. Ohio State (12/6):** Part of an offensive line that produced just the most yards of total offense allowed by Ohio State (340) and just the second game of 300-plus yards of total offense this season.



RB KAELO BLACK

5-10 || 211 || R-SR.
VIRGINIA BEACH, VA.

III 8

Pronunciation: Kay-lawn Black

Career Notes & Records

Earned his bachelor's degree in liberal studies from Indiana ... Appeared in 54 career games with 16 starts ... Played in 27 games with 16 starts over four seasons at James Madison (2020-23) ... Owns four career 100-yard rushing games (1 at IU; 3 at JMU)... Produced 3,060 career all-purpose yards and 21 touchdowns (15 rush, 6 receiving).

2025 (Redshirt-Senior Season)

Season: Appeared in all 13 games ... Posted first 100-yard rushing game as a Hoosier at Maryland (11/1) with 110 yards ... Posted first-career multi-rushing touchdown games at Purdue (11/28) with two in the game.

Old Dominion (8/30): Carried 17 times for 92 yards and one touchdown ... Found the end zone from 2 yards out in the third quarter ... Part of a running back unit that gained 309 yards on the ground, the most in a season opener since 2014 (455, Indiana State) and the most against an FBS opponent since 2016 (414, Maryland). **Kennesaw State (9/6):** Rushed 10 times for 57 yards. **Indiana State (9/12):** Gained 68 yards rushing on seven carries. **Illinois (9/20):** Carried 10 times for 89 yards and one touchdown ... Raced 40 yards off the left side for a third-quarter touchdown run. **at Iowa (9/27):** Rushed 11 times for 38 yards. **at Oregon (10/11):** Carried seven times for 31 yards. **Michigan State (10/18):** Gained 64 yards on 10 carries with one touchdown ... Capped the scoring in the first half with a 29-yard run. **UCLA (10/25):** Gained 80 all-purpose yards ... Rushed 10 times for 70 yards ... Caught one pass for 10 yards. **at Maryland (11/1):** Posted first 100-yard rushing game as a Hoosier with 110 yards on 14 carries and one touchdown ... Ran for a 31-yard touchdown in the third quarter. **at Penn State (11/8):** Gained 12 yards for 32 yards with one touchdown ... Touchdown run in the second quarter was a 1-yard rush. **Wisconsin (11/15):** Carried six times for 12 yards ... Caught one pass for 9 yards. **at Purdue (11/28):** Logged first-career multi-rushing touchdown game with two scores as part of a 13-carry, 67-yard game ... Scored on runs of 1 yard in the first quarter and 16 yards in the second quarter ... Caught one pass for 6 yards. **vs. Ohio State (12/6):** Carried 16 times for 69 yards ... Part of just the third rushing attaché to gain 100-yards against Ohio State in 2025 (Texas, Michigan). **vs. Alabama (1/1):** Totaled a game-high 110 all-purpose yards ... Rushed for 99 yards on 15 carries with one touchdown ... Caught one pass for 11 yards ... Fourth-quarter touchdown rush covered 25 yards.

BLACK'S CAREER STATS - RUSHING (* - James Madison)

	GP/GS	Car	Yds	TD	Long	YPC	YPG	High
2020*	2/-	25	170	1	24-W&M	6.8	85.0	141-W&M
2021*	3/3	27	165	-	21-MAINE	6.1	55.0	100-MOR
2022*	9/1	69	333	3	27-ODU	4.8	37.0	85-APST
2023*	13/12	142	637	1	57-BUCK	4.5	49.0	125-BUCK
2024	13/-	46	251	2	21-CLT	5.5	19.3	55-CLT
2025	14/-	157	898	8	40-ILL	5.7	64.1	110-UMD
IU	27/-	203	1,149	10	40-ILL	5.7	42.6	110-UMD
Career	54/16	466	2,454	15	57-BUCK	5.3	45.4	141-W&M

BLACK'S CAREER STATS - RECEIVING (* - James Madison)

	GP/GS	Rec	Yds	TD	Long	RPG	YPR	YPG	High
2020*	2/-	-	-	-	-	-	-	-	-
2021*	3/3	3	55	-	46-MOR	1.0	18.3	18.3	48-MOR
2022*	9/1	17	177	2	25-MTSU	1.9	10.4	19.7	37-ODU
2023*	13/12	27	254	4	34-TROY	2.1	9.4	19.5	43-USU
2024	13/-	4	6	-	8-UMD	0.3	1.5	0.5	7-UMD
2025	14/-	4	36	-	11-ALA	0.3	9.0	2.6	11-ALA
IU	27/-	8	42	-	11-ALA	0.3	5.3	1.6	11-ALA
Career	54/16	55	528	6	46-MOR	1.0	9.6	9.8	48-MOR

NOTE: Returned three career kickoffs for 78 yards ... Owns five career tackles with four coming in 2024.

BLACK'S CAREER GAME-BY-GAME

2025 Opponent	No.	Yds	TD	Lg	No.	Yds	TD	Lg
Old Dominion	17	92	1	36	-	-	-	-
Kennesaw State	10	57	-	29	-	-	-	-
Indiana State	7	68	-	29	-	-	-	-
Illinois	10	89	1	40	-	-	-	-
at Iowa	11	38	-	10	-	-	-	-
at Oregon	7	31	-	14	-	-	-	-
Michigan State	10	64	1	29	-	-	-	-
UCLA	10	70	-	28	1	10	-	10
at Maryland	14	110	1	31	-	-	-	-
at Penn State	12	32	1	10	-	-	-	-
Wisconsin	6	12	-	5	1	9	-	9
at Purdue	13	67	2	16	1	6	-	6
vs. Ohio State	16	69	-	37	-	-	-	-
vs. Alabama	15	99	1	25	1	11	-	11
Season	157	898	8	40	4	36	-	11

2024 Opponent	No.	Yds	TD	Lg	No.	Yds	TD	Lg
FIU	1	7	-	7	-	-	-	-
Western Illinois	5	30	-	14	-	-	-	-
at UCLA	5	21	-	7	-	-	-	-
Charlotte	7	55	1	21	-	-	-	-
Maryland	3	17	-	8	2	7	-	8
at Northwestern	5	33	-	10	-	-	-	-
Nebraska	4	22	1	10	-	-	-	-
Washington	3	13	-	8	1	3	-	3
at Michigan State	6	19	-	6	-	-	-	-
Michigan	-	-	-	-	1	(-4)	-	-
at Ohio State	-	-	-	-	-	-	-	-
Purdue	7	34	-	16	-	-	-	-
at Notre Dame	-	-	-	-	-	-	-	-

Season 46 251 2 21 4 6 - 8

2023 (at James Madison) Opponent	No.	Yds	TD	Lg	No.	Yds	TD	Lg
Bucknell	12	125	-	57	-	-	-	-
at Virginia	12	25	-	8	3	18	1	10
at Troy	13	78	-	28	4	42	-	34
at Utah State	17	76	-	16	5	43	-	19
South Alabama	19	61	-	10	1	3	-	3
Georgia Southern	11	45	1	20	3	38	2	15
at Marshall	16	33	-	13	1	5	-	5
Old Dominion	10	43	-	15	2	20	-	11
at Georgia State	4	7	-	7	1	30	-	30
UConn	4	38	-	25	1	5	-	5
Appalachian State	6	28	-	16	2	16	-	12
at Coastal Carolina	7	35	-	14	-	-	-	-
vs. Air Force	11	43	-	15	4	34	1	24

Season 142 637 1 57 27 254 4 34

2022 (at James Madison) Opponent	No.	Yds	TD	Lg	No.	Yds	TD	Lg	Kick Returns No.	Yds	TD	Lg
Middle Tennessee	9	31	-	12	1	25	-	25	-	-	-	-
Norfolk State	9	54	1	22	-	-	-	-	-	-	-	-
at Appalachian State	18	85	1	18	1	23	1	23	1	23	-	23
Texas State	3	1	-	1	2	19	-	10	-	-	-	-
at Arkansas State	-	-	-	-	-	-	-	-	-	-	-	-
at Georgia Southern	-	-	-	-	-	-	-	-	-	-	-	-
Marshall	-	-	-	-	3	20	-	15	-	-	-	-
at Louisville	2	21	-	13	2	27	-	20	1	3	-	3
at Old Dominion	11	56	1	27	4	37	-	18	-	-	-	-
Georgia State	7	35	-	15	4	26	1	15	-	-	-	-
Coastal Carolina	10	50	-	12	-	-	-	-	-	-	-	-

Season 69 333 3 27 17 177 2 25 2 26 - 23

2021 (at James Madison)

Appeared in the first three games of the season before missing the remainder of the season due to injury ... Carried 27 times for 165 yards on the season ... Caught three passes for 55 yards ... Logged one kickoff return for 52 yards ... Posted first 100-yard rushing effort in the season opener against Morehead State with 100 yards on 12 carries.

2020 (at James Madison)

Appeared in two games and redshirted initial collegiate season ... Made collegiate debut in against William & Mary (3/27) in the fourth game of the FCS spring season and ran for 141 yards and one touchdown.



TE JAMES BOMBA

6-6 || 252 || R-SR.
BLOOMINGTON, IND.

III 48

Career Notes & Records

Earned bachelor's degree in sport marketing and management from Indiana ... Has 14 family members that graduated from IU ... Received scholarship prior to the 2022 season ... Is the third generation of his family to earn a football scholarship at Indiana ... Father, **Matt Bomba** (1990-92), was a walk-on that earned a scholarship, while both grandfathers, **Brad Bomba** (1954-56) and **Bob VanPelt** (1964-66), were on scholarship at IU.

2025 (Redshirt-Senior Season)

Season: Appeared in all 14 games ... See times mostly on special teams.

Awards: Named Big Ten Sportsmanship Award winner.

2025 INDIANA FOOTBALL

BOMBA'S CAREER STATS - RECEIVING

	GP/GS	Rec	Yds	TD	Long	RPG	YPR	YPG	High
2021					-DNP (Redshirt)-				
2022	9/3	5	22	-	8-PUR	0.6	4.4	2.4	11-PUR
2023	11/7	6	53	1	15-LOU	0.5	8.8	4.8	16-ISU
2024	9/-	1	2	-	2-WIU	0.1	2.0	0.2	2-WIU
2025	14/-	-	-	-	-	-	-	-	-
Career	43/10	12	77	1	15-LOU	0.3	6.4	1.8	16-ISU

NOTE: Owns one career tackle.

BOMBA'S CAREER GAME-BY-GAME

2025

Appeared in 14 games ... Seen time mostly on special teams.

2024

Appeared in nine games ... Lone reception came against Western Illinois (9/6) for 2 yards.

2023	Receiving			
Opponent	No.	Yds	TD	Lg
Ohio State	-	-	-	-
Indiana State	2	16	-	14
vs. Louisville	1	15	-	15
Akron	-DNP (Injury)-	-	-	-
at Maryland	1	6	-	6
at Michigan	-	-	-	-
Rutgers	1	13	-	13
at Penn State	-	-	-	-
Wisconsin	-	-	-	-
at Illinois	-	-	-	-
Michigan State	1	3	1	3
at Purdue	-	-	-	-
vs. Ohio State	-	-	-	-
vs. Alabama	-	-	-	-
Season	6	53	1	15

2022	Receiving			
Opponent	No.	Yds	TD	Lg
Illinois	-	-	-	-
Idaho	-	-	-	-
Western Kentucky	1	5	-	5
at Cincinnati	-DNP (Injury)-	-	-	-
at Nebraska	-DNP (Injury)-	-	-	-
Michigan	-DNP (Injury)-	-	-	-
Maryland	2	6	-	5
at Rutgers	-	-	-	-
Penn State	-	-	-	-
at Ohio State	-	-	-	-
at Michigan State	-	-	-	-
Purdue	2	11	-	8
Season	5	22	-	8



WR **LEBRON BOND**

5-9 || 173 || FR.
NORFOLK, VA.

||| 6

2025 (Freshman Season)

Season: Appeared in 12 games ... Made collegiate debut against Old Dominion (8/30) and had first-career reception ... One of 12 true freshmen to make collegiate debut.

Old Dominion (8/30): Made collegiate debut and caught first-career pass ... Grabbed a 12-yard reception in the second quarter. **Kennesaw State (9/6):** Caught one pass for 6 yards. **Indiana State (9/12):** Made an 11-yard catch. **at Maryland (11/1):** Caught lone target for 14 yards. **Wisconsin (11/15):** Grabbed one pass for 6 yards.

BOND'S CAREER STATS - RECEIVING

	GP/GS	Rec	Yds	TD	Long	RPG	YPR	YPG	High
2025	11/-	5	49	-	14-UMD	0.4	9.8	4.1	14-UMD
Career	11/-	5	49	-	14-UMD	0.4	9.8	4.1	14-UMD

BOND'S CAREER GAME-BY-GAME

2025

Opponent	Receiving			
	No.	Yds	TD	Lg
Old Dominion	1	12	-	12
Kennesaw State	1	6	-	6
Indiana State	1	11	-	11
Illinois	-	-	-	-DNP-
at Iowa	-	-	-	-
at Oregon	-	-	-	-
Michigan State	-	-	-	-DNP-
UCLA	-	-	-	-
at Maryland	1	14	-	14
at Penn State	-	-	-	-
Wisconsin	1	6	-	6
at Purdue	-	-	-	-
vs. Ohio State	-	-	-	-
vs. Alabama	-	-	-	-
Season	5	49	-	14



DB **BRYSON BONDS**

6-0 || 202 || R-SR.
FORT WORTH, TEXAS

||| 24

Career Notes & Records

Earned his bachelor's degree in business information systems from Indiana ... Currently working on his MBA at Indiana's Kelley School of Business ... Appeared in 47 career games with one start ... Made first career start against Nebraska (10/19) in 2024 ... Owns two career fumble recoveries; at Ohio State (2022) and versus Charlotte (2024) ... First-career interception came versus Purdue (11/30) in 2024 ... Tied for the Big Ten lead with teammate **Isaiah Jones** and tied for No. 2 in Power 4 in special teams tackles (9) in 2024 ... Graded as the No. 2 special teams player in the Big Ten and No. 5 in Power 4 (83.2) per Pro Football Focus (min. 200 snaps) in 2024.

2025 (Redshirt-Senior Season)

Season: Appeared in one game ... Suffered a knee injury in the season opener vs. Old Dominion (8/30) and will miss the remainder of the season.



DB **JAH JAH BOYD**

5-11 || 188 || R-FR.
PHILADELPHIA, PA.

||| 16

2025 (Redshirt-Freshman Season)

Season: Appeared in five games ... Made collegiate debut against Kennesaw State (9/6) in Week 2 ... One of six non-true freshmen to make collegiate debut.

Kennesaw State (9/6): Made collegiate debut on defense in the fourth quarter. **Indiana State (9/12):** Posted first collegiate tackle in the fourth quarter on special teams. **UCLA (10/25):** Made two stops on defense in the fourth quarter. **at Maryland (11/1):** Totaled three tackles ... Forced first-career fumble in the fourth quarter that was recovered by Garrett Reese ... Part of a defense that forced five turnovers for its most in a game since a six-turnover game at Iowa in 2009. **at Purdue (11/28):** Lone stop was a solo tackle.

BOYD'S CAREER STATISTICS

	GP/GS	Solo	Ast	Ttl	TFL	Sacks	Int-Yds	PBU	FF	FR-Yds
2024						-DNP (Redshirt - Injury)				
2025	5/-	6	1	7	-	-	-	-	1	-
Career	5/-	6	1	7	-	-	-	-	1	-

BOYD'S CAREER GAME-BY-GAME

2025

Opponent	Solo	Ast	Ttl	TFL	Sacks	Int-Yds	PBU	FF	FR-Yds
Old Dominion	-	-	-	-	-DNP-	-	-	-	-
Kennesaw State	-	-	-	-	-	-	-	-	-
Indiana State	1	-	1	-	-	-	-	-	-
Illinois	-	-	-	-	-DNP-	-	-	-	-
at Iowa	-	-	-	-	-DNP-	-	-	-	-
at Oregon	-	-	-	-	-DNP-	-	-	-	-
Michigan State	-	-	-	-	-DNP-	-	-	-	-
UCLA	1	1	2	-	-	-	-	-	-
at Maryland	3	-	3	-	-	-	-	1	-
at Penn State	-	-	-	-	-DNP-	-	-	-	-
Wisconsin	-	-	-	-	-DNP-	-	-	-	-
at Purdue	1	-	1	-	-	-	-	-	-
vs. Ohio State	-	-	-	-	-DNP-	-	-	-	-
vs. Alabama	-	-	-	-	-	-	-	-	-
Season	6	1	7	-	-	-	-	1	-



DB DEVAN BOYKIN

5-10 || 195 || R-SR.+
GREENSBORO, N.C.

12

Career Notes & Records

Earned undergraduate degree in sports management from NC State ... Appeared in 59 career games with 29 starts ... Played in 45 games with 20 starts over five seasons at NC State (2020-24) ... Redshirted his final season at NC State due to injury ... First-career start came as a true freshman at North Carolina (10/24) in 2020 ... Grabbed first-career interception against Florida State (10/8) in 2022 ... Owns two career touchdowns: scoop-and-score on bobbled punt in the third quarter at Boston College (10/16) in 2021 and forced fumble and recovery at Maryland (11/1) in 2025 ... First collegiate interception came in the fourth quarter against Florida State (10/8) in the end zone in 2022 ... Owns one career double-digit tackle game (1, 2023).

2025 (Redshirt-Senior+ Season)

Season: Appeared in all 14 games with nine starts.

Old Dominion (8/30): Made Indiana debut with a start on defense ... Chipped in one stop. **Kennesaw State (9/6):** Made four tackles - three solo ... Logged solo tackle for loss in the second quarter. **Indiana State (9/12):** Had three tackles ... Added one pass breakup. **Illinois (9/20):** Part of a defense that held Illinois to just 2 yards rushing - the sixth-fewest yards rushing allowed since at least 1950 ... Posted four tackles ... Added one pass breakup. **at Iowa (9/27):** Logged one tackle. **at Oregon (10/11):** Part of a defense that limited Oregon's offense to its fewest yards of total offense since 2021 versus Utah in the Pac-12 Championship Game ... Made four tackles. **Michigan State (10/18):** Had five stops. **UCLA (10/25):** Totaled seven tackles ... Broke up two passes ... First IU interception came off of Nico Iamaleava in the fourth quarter. **at Maryland (11/1):** Posted four tackles with 1.0 tackle for loss ... Tackle for loss came on same play as his forced fumble that he recovered and raced 32 yards for a touchdown ... First IU fumble recovery for a touchdown since 2022 and part of a defensive effort that forced five turnovers for its most in a game since a six-turnover game at Iowa in 2009. **at Penn State (11/8):** Chipped in three stops. **Wisconsin (11/15):** Made two tackles ... Intercepted a fourth-quarter pass that led to Indiana's final score of the game. **at Purdue (11/28):** Made seven tackles ... Recovered the third-quarter fumble that was forced by Stephen Daley and led to an Indiana touchdown. **vs. Ohio State (12/6):** Both tackles and his pass breakup came in the fourth quarter ... Broke up the second-to-last pass of the game with 2 seconds left on the clock ... Posted solo tackle for loss in the fourth quarter. **vs. Alabama (1/1):** Totaled seven tackles ... Posted 3.0 tackles for loss ... Posted a first-quarter tackle for loss ... Chipped in a tackle for loss in the second quarter ... Logged first-career sack in the fourth quarter.

BOYKIN'S CAREER STATISTICS (* - NC State)

	GP/GS	Solo	Ast	Ttl	TFL	Sacks	Int-Yds.	PBU	FF	FR-Yds
2020*	12/2	11	8	19	1.0-3	-	-	2	-	-
2021*	11/5	12	12	24	0.5-1	-	-	4	-	1-34
2022*	11/3	8	12	20	0.5-5	-	1-0	-	-	-
2023*	11/10	22	32	54	3.0-5	-	3-39	1	1	-
2024*						-DNP (Injury)-				
2025	14/9	33	21	54	6.0-22	1.0-8	2-0	5	1	2-32
IU	14/9	33	21	54	6.0-22	1.0-8	2-0	5	1	2-32
Career	59/29	86	85	171	11.0-36	1.0-8	6-39	12	2	3-66

NOTE: Owns two career touchdowns: scoop-and-score on bobbled punt in the third quarter at Boston College (10/16) in 2021 and forced fumble and recovery for a score at Maryland (11/1) in 2025.

BOYKIN'S CAREER GAME-BY-GAME

2025

Opponent	Solo	Ast	Ttl	TFL	Sacks	Int-Yds	PBU	FF	FR-Yds
Old Dominion	1	-	1	-	-	-	-	-	-
Kennesaw State	3	1	4	1.0-1	-	-	-	-	-
Indiana State	1	2	3	-	-	-	1	-	-
Illinois	3	1	4	-	-	-	1	-	-
at Iowa	1	-	1	-	-	-	-	-	-
at Oregon	1	3	4	-	-	-	-	-	-
Michigan State	2	3	5	-	-	-	-	-	-
UCLA	3	4	7	-	-	1-0	2	-	-
at Maryland	3	1	4	1.0-2	-	-	-	1	1-32
at Penn State	2	1	3	-	-	-	-	-	-
Wisconsin	1	1	2	-	-	1-0	-	-	-
at Purdue	4	3	7	-	-	-	-	-	1-0
vs. Ohio State	2	-	2	1.0-5	-	-	1	-	-
vs. Alabama	6	1	7	3.0-14	1.0-8	-	-	-	-
Season	33	21	54	6.0-22	1.0-8	2-0	5	1	2-32

2024 (at NC State)

Missed the season due to injury suffered prior to 2023 Pop-Tarts Bowl.

2023 (at NC State)

Opponent	Solo	Ast	Ttl	TFL	Sacks	Int-Yds	PBU	FF	FR-Yds
at UConn	1	2	3	-	-	-	-	-	-
Notre Dame	3	8	11	0.5	-	-	-	-	-
VMI	1	-	1	-	-	-	-	-	-
at Virginia	1	-	1	-	-	-	-	-	-
Louisville					-DNP-				
Marshall	4	4	8	0.5	-	-	-	-	-
at Duke	1	2	3	1.0	-	-	-	-	-
Clemson	4	4	8	1.0	-	1-0	-	-	-
Miami (Fla.)	2	4	6	-	-	1-39	-	-	-
at Wake Forest	-	2	2	-	-	-	-	-	-
at Virginia Tech	1	4	5	-	-	-	1	-	-
North Carolina	4	2	6	-	-	1-0	-	1	-
vs. Kansas State					-DNP (Injury)-				
Season	22	32	54	3.0	-	3-39	1	1	-

2022 (at NC State)

Opponent	Solo	Ast	Ttl	TFL	Sacks	Int-Yds	PBU	FF	FR-Yds
at East Carolina	1	-	1	-	-	-	-	-	-
Charleston Southern	-	1	1	-	-	-	-	-	-
Texas Tech	2	2	4	-	-	-	-	-	-
UConn	-	2	2	-	-	-	-	-	-
at Clemson	3	2	5	-	-	-	-	-	-
Florida State	-	2	2	-	-	1-0	-	-	-
at Syracuse	-	1	1	-	-	-	-	-	-
Virginia Tech	1	-	1	-	-	-	-	-	-
Wake Forest	-	-	-	-	-	-	-	-	-
Boston College	-	1	1	-	-	-	-	-	-
at Louisville	1	1	2	0.5	-	-	-	-	-
at North Carolina					-DNP (Injury)-				
vs. Maryland					-DNP (Injury)-				
Season	8	12	20	0.5	-	1-0	-	-	-

2021 (at NC State)

Opponent	Solo	Ast	Ttl	TFL	Sacks	Int-Yds	PBU	FF	FR-Yds
USF	1	1	2	-	-	-	-	-	-
at Mississippi State	-	-	-	-	-	-	-	-	-
Furman	2	1	3	-	-	-	-	-	-
Clemson	-	-	-	-	-	-	-	-	-
Louisiana Tech	-	2	2	-	-	-	-	-	-
at Boston College	2	1	3	-	-	-	-	-	1-34
at Miami (Fla.)	2	1	3	-	-	-	-	-	-
Louisville	-	2	2	-	-	-	-	-	-
at Florida State	3	2	5	0.5	-	-	-	-	-
at Wake Forest	1	-	1	-	-	-	-	-	-
Syracuse	1	2	3	-	-	-	-	-	-
North Carolina					-DNP (Injury)-				
vs. UCLA					-DNP (Injury)-				
Season	12	12	24	0.5	-	-	-	-	1-34

2020 (at NC State)

Opponent	Solo	Ast	Ttl	TFL	Sacks	Int-Yds	PBU	FF	FR-Yds
Wake Forest	-	-	-	-	-	-	-	-	-
at Virginia Tech	2	-	2	-	-	-	-	-	-
at Pittsburgh	2	3	5	1.0-3	-	-	-	-	-
at Virginia	2	-	2	-	-	-	1	-	-
Duke	1	1	2	-	-	-	1	-	-
at North Carolina	2	1	3	-	-	-	-	-	-
Miami (Fla.)	-	2	2	-	-	-	-	-	-
Florida State	1	1	2	-	-	-	-	-	-
Liberty	1	-	1	-	-	-	-	-	-
at Syracuse	-	-	-	-	-	-	-	-	-
Georgia Tech	-	-	-	-	-	-	-	-	-
Kentucky	-	-	-	-	-	-	-	-	-
Season	11	8	19	1.0-3	-	-	2	-	-



WR JONATHAN BRADY

5-10 || 183 || SR.
LOS ANGELES, CALIF.



Career Notes & Records

Appeared in 55 career games with 33 starts ... Played in 13 games with 12 starts in one season at Cal (2024) ... Saw time in 28 games with 21 starts over two seasons at New Mexico (2022-23) ... First collegiate start came at UTEP (9/10/22) as a true freshman ... Owns two career 100-yard receiving games (2; 2023) ... First collegiate touchdown was a receiving score at Liberty (11/26) as a true freshman in 2022 ... Logged first-career rushing score at Western Kentucky (11/11) in 2023 ... First punt return touchdown came against Old Dominion (8/30) in the 2025 season opener ... Owns one career multi-touchdown game (1, 2025). **Game:** Totaled 108 punt return yards against Old Dominion (8/30) in Week 1 to rank No. 6 on the IU single-game list ... 91-yard punt return is tied for No. 4 at IU, the longest by a Hoosier since 2004 (**Lance Bennett**, 94 vs. Michigan State) and tied for No. 15 all-time in Big Ten history ... Six punt returns against Indiana State (9/12) rank tied for No. 3 in Indiana history. **Season:** Ranks No. 6 on the single-season punt return yardage at Indiana (331).

NCAA Active Leaders (as of Jan. 5): One of 73 active FBS student-athletes with a punt return touchdown, along with teammate **D'Angelo Ponds** ... Sits No. 7 in FBS and No. 3 in the Big Ten in punt return average (13.7).

2025 (Senior Season)

Season: Appeared in all 14 games.

Awards: Tabbed All-Big Ten return specialist second team by conference coaches and third team by media.

Old Dominion (8/30): Totaled 116 all-purpose yards ... Caught two passes for 8 yards ... Opened the IU scoring with a 91-yard punt return for the touchdown in the first quarter ... Totaled 108 punt return yards against Old Dominion (8/30) in Week 1 to rank No. 6 on the IU single-game list ... 91-yard punt return is tied for No. 4 at IU, the longest by a Hoosier since 2004 (**Lance Bennett**, 94 vs. Michigan State) and tied for No. 14 all-time in Big Ten history. **Kennesaw State (9/6):** Caught one pass for 12 yards ... Lone punt return covered 35 yards. **Indiana State (9/12):** Caught all three targets for 27 yards and two touchdowns ... First receiving touchdown as a Hoosier came in the second quarter on a 4-yard pass from Fernando Mendoza ... Caught a 12-yard scoring pass from Alberto Mendoza in the third quarter ... Returned six punts for 68 yards ... The six punt returns tie for No. 3 on IU's single-game charts. **Illinois (9/20):** Returned two punts for 27 yards. **at Oregon (10/11):** Returned one punt for no gain. **Michigan State (10/18):** Caught two passes for 15 yards ... Lone punt return covered 16 yards. **UCLA (10/25):** Caught one pass for 5 yards ... Returned two punts for 27 yards. **at Maryland (11/1):** Lone reception went for a 6-yard touchdown in the fourth quarter. **Wisconsin (11/15):** Caught one pass for 11 yards ... Two punt returns gained 34 yards. **at Purdue (11/28):** Caught one pass for 11 yards. **vs. Ohio State (12/6):** Pulled in two passes for a total of 20 yards receiving ... Both catches came during IU's second field goal drive of the game. **vs. Alabama (1/1):** Returned two punts for 16 yards.

BRADY'S CAREER STATS - RECEIVING (* - Cal | ^ - New Mexico State)

	GP/GS	Rec	Yds	TD	Long	RPG	YPR	YPG	High
2022^	13/9	23	310	3	50-VALP	1.8	13.5	23.8	90-VALP
2023^	15/12	39	621	4	80-WIU	2.6	15.9	41.4	109-UNM
2024*	13/12	36	386	3	30-STAN	2.8	10.7	29.7	64-STAN
2025	14/-	14	115	3	16-MSU	1.0	8.2	8.2	27-INST
IU	14/-	14	115	3	16-MSU	1.0	8.2	8.2	27-INST
Career	55/33	112	1,432	13	80-WIU	2.0	12.8	26.0	109-UMN

BRADY'S CAREER STATS - RUSHING (* - Cal | ^ - New Mexico State)

	GP/GS	Car	Yds	TD	Long	YPC	YPG	High
2022^	13/9	10	87	-	37-BGSU	8.7	6.7	50-UTEP
2023^	15/12	9	35	1	10-WKU	3.9	2.3	10-2x
2024*	13/12	5	28	-	20-MIA	5.6	2.2	20-MIA
2025	14/-	-	-	-	-	-	-	-
IU	14/-	-	-	-	-	-	-	-
Career	55/33	24	150	1	37-BGSU	6.3	2.7	50-UTEP

BRADY'S CAREER STATS - PUNT RETURN (* - Cal | ^ - New Mexico State)

	GP/GS	Ret	Yds	TD	Long	YPR	YPG	High
2022^	13/9	-	-	-	-	-	-	-
2023^	15/12	11	93	-	25-UTEP	8.5	6.2	25-UTEP
2024*	13/12	-	8	-	8-ORST	-	0.6	-
2025	14/-	20	331	1	91-ODU	16.5	23.6	108-ODU
IU	14/-	20	331	1	91-ODU	16.5	23.6	108-ODU
Career	55/33	31	424	1	91-ODU	13.6	7.7	108-ODU

NOTE: Owns two career tackles ... Credited with 8 yards on a punt return after receiving a lateral pass versus Oregon State (10/26) in 2024 ... Has 16 career kickoff returns for 317 yards (19.8 ypr) with a long return of 36 yards ... All 16 kickoff returns came at New Mexico State (2022-23).

BRADY'S CAREER GAME-BY-GAME

2025 Opponent	Receiving				Punt Returns			
	No.	Yds	TD	Lg	No.	Tds	TD	Lg
Old Dominion	2	8	-	4	3	108	1	91
Kennesaw State	1	12	-	12	1	35	-	35
Indiana State	3	27	2	12	6	68	-	28
Illinois	-	-	-	-	2	27	-	27
at Iowa	-	-	-	-	-	-	-	-
at Oregon	-	-	-	-	1	-	-	-
Michigan State	2	15	-	16	1	16	-	16
UCLA	1	5	-	5	2	27	-	14
at Maryland	1	6	1	6	-	-	-	-
at Penn State	-	-	-	-	-	-	-	-
Wisconsin	1	11	-	11	2	34	-	18
at Purdue	1	11	-	11	-	-	-	-
vs. Ohio State	2	20	-	14	-	-	-	-
vs. Alabama	-	-	-	-	2	16	-	17
Season	14	115	3	16	20	331	1	91

2024 (at Cal) Opponent	Rushing				Receiving				Punt Returns			
	No.	Yds	TD	Lg	No.	Yds	TD	Lg	No.	Yds	TD	Lg
UC Davis	-	-	-	-	1	16	-	16	-	-	-	-
at Auburn	-	-	-	-	4	63	-	25	-	-	-	-
San Diego State	-	-	-	-	2	16	-	10	-	-	-	-
at Florida State	1	4	-	4	1	5	-	5	-	-	-	-
Miami (Fla.)	1	20	-	20	-	-	-	-	-	-	-	-
at Pittsburgh	-	-	-	-	5	60	-	23	-	-	-	-
NC State	-	-	-	-	5	39	-	13	-	-	-	-
Oregon State	-	-	-	-	-	-	-	-	-	8	-	8
at Wake Forest	-	-	-	-	5	61	-	20	-	-	-	-
Syracuse	1	2	-	2	6	54	1	17	-	-	-	-
Stanford	-	-	-	-	5	64	2	30	-	-	-	-
at SMU	2	2	-	6	2	8	-	6	-	-	-	-
vs. UNLV	-	-	-	-	-	-	-	-	-	-	-	-
Season	5	28	0	20	36	386	3	30	-	8	-	8

2023 (at New Mexico State) Opponent	Rushing				Receiving				Punt Returns			
	No.	Yds	TD	Lg	No.	Yds	TD	Lg	No.	Yds	TD	Lg
UMass	1	2	-	2	2	48	-	24	-	-	-	-
Western Illinois	-	-	-	-	4	102	1	80	-	-	-	-
at Liberty	1	3	-	3	1	(-7)	-	-	-	-	-	-
at New Mexico	-	-	-	-	3	109	2	75	-	-	-	-
at Hawaii	1	7	-	7	-	-	-	-	1	-	-	-
FIU	1	6	-	6	3	21	-	12	1	7	-	7
Sam Houston State	-	-	-	-	5	65	-	25	3	24	-	11
at UTEP	-	-	-	-	3	17	-	12	1	25	-	25
at Louisiana Tech	2	(-4)	-	-	2	33	-	26	-	-	-	-
Middle Tennessee State	-	-	-	-	3	70	-	32	1	24	-	24
at Western Kentucky	1	10	1	10	3	31	-	13	1	1	-	1
at Auburn	-	-	-	-	2	8	-	4	-	-	-	-
Jacksonville State	1	1	-	1	2	21	-	15	3	12	-	7
at Liberty	-	-	-	-	4	95	1	75	-	-	-	-
vs. Fresno State	1	10	-	10	2	8	-	11	-	-	-	-
Season	9	35	1	10	39	621	4	80	11	93	-	25

NOTE: Also returned six kickoffs for 117 yards (19.5 ypr) with a long return of 27 yards versus Western Illinois (9/2).

2022 (at New Mexico State) Opponent	Rushing				Receiving				Kick Returns			
	No.	Yds	TD	Lg	No.	Yds	TD	Lg	No.	Yds	TD	Lg
Nevada	1	(-4)	-	-	2	16	-	11	-	-	-	-
at Minnesota	-	-	-	-	-	-	-	-	-	-	-	-
at UTEP	2	50	-	36	2	19	-	11	-	-	-	-
at Wisconsin	-	-	-	-	1	9	-	9	2	24	-	13
Hawaii	2	10	-	7	1	8	-	8	-	-	-	-
FIU	2	3	-	2	-	-	-	-	-	-	-	-
New Mexico	-	-	-	-	-	-	-	-	2	61	-	36
at UMass	-	-	-	-	1	33	-	33	3	55	-	23
Lamar	1	(-10)	-	-	4	40	-	23	-	-	-	-
at Missouri	1	1	-	1	-	-	-	-	1	20	-	20
at Liberty	-	-	-	-	4	52	1	34	-	-	-	-
Valparaiso	-	-	-	-	4	90	2	50	1	26	-	26
vs. Bowling Green	1	37	-	37	4	43	-	29	1	14	-	14
Season	10	87	-	37	23	310	3	50	10	200	-	36



DL TYRONE BURRUS JR.

6-4 || 236 || FR.
INDIANAPOLIS, IND.

99

2025 (Freshman Season)

Season: Appeared in one game ... Made collegiate debut in regular season finale at Purdue (11/28) ... ne of 12 true freshmen to make collegiate debut.

at Purdue (11/28): Made collegiate debut ... Combined on first-career tackle in the fourth quarter.

BURRUS JR.'S CAREER STATS

	GP/GS	Solo	Ast	Ttl	TFL	Sacks	Int-Yds	PBU	FF	FR-Yds
2025	1/-	-	1	1	-	-	-	-	-	-
Career	1/-	-	1	1	-	-	-	-	-	-



WR DAVION CHANDLER

5-11 || 180 || FR.
INDIANAPOLIS, IND.

4

2025 (Freshman Season)

Season: Appeared in seven games ... Made collegiate debut against UCLA (10/25) ... One of 12 true freshmen to make collegiate debut.

UCLA (10/25): Made collegiate debut. **at Purdue (11/28):** First collegiate catch went for a 65-yard touchdown in the fourth quarter to cap Indiana's scoring.

CHANDLER'S CAREER STATS - RECEIVING

	GP/GS	Rec	Yds	TD	Long	RPG	YPR	YPG	High
2025	7/-	1	65	1	65-PUR	0.2	65.0	10.8	65-PUR
Career	7/-	1	65	1	65-PUR	0.2	65.0	10.8	65-PUR



DB ANTHONY CHUNG

6-1 || 197 || R-SO.
MEQUON, WIS.

31

2025 (Redshirt-Sophomore Season)

Season: Appeared in all 14 games ... Made collegiate debut in season opener versus Old Dominion (8/30) ... One of six non-true freshmen to make collegiate debut ... Seen time mostly on special teams.

Old Dominion (8/30): Made collegiate debut on special teams. **Kennesaw State (9/6):** Made first collegiate tackle in the fourth quarter. **Indiana State (9/12):** Posted one tackle on defense in the third quarter. **Wisconsin (11/15):** Made one tackle on kickoff coverage. **at Purdue (11/28):** Posted three tackles with a team-high three pass breakups in the fourth quarter.

CHUNG'S CAREER STATS

	GP/GS	Solo	Ast	Ttl	TFL	Sacks	Int-Yds	PBU	FF	FR-Yds
2023	-	-	-	-	-	-	-	-	-	-
2024	-	-	-	-	-	-	-	-	-	-
2025	14/-	4	2	6	-	-	-	3	-	-
Career	14/-	4	2	6	-	-	-	3	-	-

CHUNG'S CAREER GAME-BY-GAME

2025	Opponent	Solo	Ast	Ttl	TFL	Sacks	Int-Yds	PBU	FF	FR-Yds
	Old Dominion	-	-	-	-	-	-	-	-	-
	Kennesaw State	-	1	1	-	-	-	-	-	-
	Indiana State	1	-	1	-	-	-	-	-	-
	Illinois	-	-	-	-	-	-	-	-	-
	at Iowa	-	-	-	-	-	-	-	-	-
	at Oregon	-	-	-	-	-	-	-	-	-
	Michigan State	-	-	-	-	-	-	-	-	-
	UCLA	-	-	-	-	-	-	-	-	-
	at Maryland	-	-	-	-	-	-	-	-	-
	at Penn State	-	-	-	-	-	-	-	-	-
	Wisconsin	1	-	1	-	-	-	-	-	-
	at Purdue	2	1	3	-	-	-	3	-	-
	vs. Ohio State	-	-	-	-	-	-	-	-	-
	vs. Alabama	-	-	-	-	-	-	-	-	-
Season		4	2	6	-	-	-	3	-	-



DL QUENTIN CLARK

6-1 || 227 || R-FR.
DEXTER, GA.

40

2025 (Redshirt-Freshman Season)

Season: Appeared in 12 games ... Seen snaps mostly on special teams.

Illinois (9/20): Saw time with the first specials teams unit ... Made first collegiate tackle in the fourth quarter on kickoff return. **UCLA (10/25):** Made one tackle on kickoff coverage. **Wisconsin (11/15):** Combined on a tackle on kickoff coverage. **at Purdue (11/28):** Chipped in one stop.

CLARK'S CAREER STATS

	GP/GS	Solo	Ast	Ttl	TFL	Sacks	Int-Yds	PBU	FF	FR-Yds
2024	1/-	-	-	-	-	-	-	-	-	-
2025	12/-	2	2	4	-	-	-	-	-	-
Career	13/-	2	2	4	-	-	-	-	-	-

CLARK'S CAREER GAME-BY-GAME

2025	Opponent	Solo	Ast	Ttl	TFL	Sacks	Int-Yds	PBU	FF	FR-Yds
	Old Dominion	-	-	-	-	-DNP-	-	-	-	-
	Kennesaw State	-	-	-	-	-DNP-	-	-	-	-
	Indiana State	-	-	-	-	-	-	-	-	-
	Illinois	1	-	1	-	-	-	-	-	-
	at Iowa	-	-	-	-	-	-	-	-	-
	at Oregon	-	-	-	-	-	-	-	-	-
	Michigan State	-	-	-	-	-	-	-	-	-
	UCLA	-	1	1	-	-	-	-	-	-
	at Maryland	-	-	-	-	-	-	-	-	-
	at Penn State	-	-	-	-	-	-	-	-	-
	Wisconsin	-	1	1	-	-	-	-	-	-
	at Purdue	1	-	1	-	-	-	-	-	-
	vs. Ohio State	-	-	-	-	-	-	-	-	-
	vs. Alabama	-	-	-	-	-	-	-	-	-
Season		2	2	4	-	-	-	-	-	-



DB CLAY CONNER

6-4 || 207 || R-SO.
BOONVILLE, IND.

36

Career Notes & Records

Appeared in 15 career games ... Made collegiate debut against Purdue (11/30) on special teams in 2024 ... Blocked a punt in the first quarter against Kennesaw State (9/6).

2025 (Redshirt-Sophomore Season)

Season: Appeared in all 14 games ... Seen time mostly on special teams.

Kennesaw State (9/6): Blocked a punt in the first quarter which led to Indiana's first touchdown of the game. **Indiana State (9/12):** Posted first-career tackle on special teams in the third quarter. **UCLA (10/25):** Had two tackles ... Both tackles came on kickoff coverage. **at Purdue (11/28):** Posted one tackle.

CONNER'S CAREER STATS

	GP/GS	Solo	Ast	Ttl	TFL	Sacks	Int-Yds	PBU	FF	FR-Yds
2023	-	-	-	-	-	-	-	-	-	-
2024	1/-	-	-	-	-	-	-	-	-	-
2025	14/-	1	3	4	-	-	-	-	-	-
Career	15/-	1	3	4	-	-	-	-	-	-

NOTE: Owns one career blocked punt (Old Dominion) in 2025.

CONNER'S CAREER GAME-BY-GAME

2025	Opponent	Solo	Ast	Ttl	TFL	Sacks	Int-Yds	PBU	FF	FR-Yds
	Old Dominion	-	-	-	-	-	-	-	-	-
	Kennesaw State	-	-	-	-	-	-	-	-	-
	Indiana State	-	1	1	-	-	-	-	-	-
	Illinois	-	-	-	-	-	-	-	-	-
	at Iowa	-	-	-	-	-	-	-	-	-
	at Oregon	-	-	-	-	-	-	-	-	-
	Michigan State	-	-	-	-	-	-	-	-	-
	UCLA	-	2	2	-	-	-	-	-	-
	at Maryland	-	-	-	-	-	-	-	-	-
	at Penn State	-	-	-	-	-	-	-	-	-
	Wisconsin	-	-	-	-	-	-	-	-	-
	at Purdue	1	-	1	-	-	-	-	-	-
	vs. Ohio State	-	-	-	-	-	-	-	-	-
	vs. Alabama	-	-	-	-	-	-	-	-	-
Season		1	3	4	-	-	-	-	-	-




OL PAT COOGAN
**6-5 || 311 || R-SR.
PALOS HEIGHTS, ILL.**
78

Career Notes & Records

Earned undergraduate degree in American studies from Notre Dame ... Appeared in 44 career games with 40 starts ... Played in 30 games with 26 starts over four seasons at Notre Dame (2021-24) ... Collegiate debut came at Boston College (11/19) in 2022 ... First collegiate start came against Navy (8/26) in 2023 season opener in Dublin, Ireland ... Helped Notre Dame to the College Football Playoff National Championship Game 2024.

2025 (Redshirt-Senior Season)

Season: Started all 14 games at center ... Part of an offensive line unit that paved the way for four-straight 300-yard rushing efforts to start the season - a program-record streak and longest Power 4 stretch since Baylor in 2017 ... Six 300-yard rushing games are the most in a single season in Indiana history ... Helped IU post multiple rushing touchdowns in 10 of 14 games in 2025.

Awards: Earned Rose Bowl Game Offensive MVP honors ... First offensive lineman to earn Rose Bowl Game MVP since Norm Verry (G) or USC in 1944 ... Tabbed second-team All-Big Ten by the conference media panel and third-team All-Big Ten by the coaches ... Part of an offensive line that earned Joe Moore Award finalist recognition.

Old Dominion (8/30): Blocked for 502 yards of total offense with 309 on the ground ... The 309 rushing yards were the most in a season opener since 2014 (455, Indiana State) and the most against an FBS opponent since 2016 (414, Maryland) ... Paved the way for Roman Hemby's first 100-yard rushing game as a Hoosier and eighth of his career. **Kennesaw State (9/6):** Paved the way for 593 yards of total offense and eight total touchdowns ... Protected Fernando Mendoza to the tune of 245 yards passing and four touchdown throws ... Helped IU post its second-straight 300-plus yard rushing effort with 313 yards on the ground. **Indiana State (9/12):** Helped pave the way for Khobie Martin's first-career 100-yard rushing game - all coming in the second half ... Part of an offensive line unit that paved the way for 301 yards rushing and three rushing scores. **Illinois (9/20):** Part of a unit that helped the offensive pile up 579 yards of total offense, which included 312 yards rushing ... The rushing effort marked a program-record four-straight games with at least 300 yards rushing ... Part of Khobie Martin's second-straight 100-yard rushing effort. **at Iowa (9/27):** Protected Fernando Mendoza to the tune of 233 yards passing and two touchdowns ... Had one tackle. **at Oregon (10/11):** Helped the offense gain 326 yards of total offense with two rushing touchdowns and one passing score ... Cleared the way for two Roman Hemby rushing scores ... Protected Fernando Mendoza for 215 yards passing and just one sack in the game. **Michigan State (10/18):** Kept a clean pocket with no sacks allowed ... Protected Fernando Mendoza to the tune of 24-of-28 passing (.857) and his first 300-yard passing game as a Hoosier (332) ... Helped the rushing attack gain 132 yards with one rushing score. **UCLA (10/25):** Helped Indiana not allow a sack for the second-straight Big Ten game, the second-straight season with back-to-back clean pockets and just the third since a five-game stretch in 2001 ... IU gained 475 yards of total offense (262 rushing, 213 passing) with four rushing touchdowns and three passing scores. **at Maryland (11/1):** Helped Indiana gain 588 yards of total offense - the ninth-most in a Big Ten game in program history ... Paved the way for 367 yards rushing to mark the program-record fifth 300-yard rushing games of the season ... Helped Kaelon Black earn his first 100-yard rushing game as a Hoosier with 110 yards. **at Penn State (11/8):** Made first collegiate start ... Paved the way for 108 yards rushing and two scores ... Part of Indiana's first game-winning touchdown drive with 2:00 or less remaining in regulation since 1998. **Wisconsin (11/15):** Protected Fernando Mendoza to the tune of 299 yards passing and four touchdown passes. **at Purdue (11/28):** Part of an offensive that gained 548 yards and eight total scoring drives in the game ... Blocked for 355 yards rushing and five scores on the ground ... Opened the lane for Roman Hemby's Old Oaken Bucket Game record 82-yard rushing score. **vs. Ohio State (12/6):** Part of an offensive line that produced just the most yards of total offense allowed by Ohio State (340) and just the second game of 300-plus yards of total offense this season. **vs. Alabama (1/1):** Helped pave the way for 215 yards rushing and two scores on the ground ... Protected Fernando Mendoza to the tune of 14-of-16 passing and three touchdown passes.


WR OMAR COOPER JR.
**6-0 || 204 || R-JR.
INDIANAPOLIS, IND**
3

Career Notes & Records

Appeared in 40 career games with 19 starts ... Owns four career 100-yard receiving games (1, 2023; 1, 2024; 2, 2025) ... Scored first-career rushing touchdown against Kennesaw State (9/6) in Week 2 of 2025 on a 75-yard rush which tied for the longest rushing touchdown by an IU wide receiver in program history with **Shane Wynn** in 2014 against Michigan State ... Owns IU's longest rushing touchdown by a non-running back since **Zander Diamont** in 2015 versus Ohio State. **Game:** Tied program record with four receiving touchdowns against Indiana State (9/12) in 2025, a mark he shares with **James Hardy** (Michigan State, 2006) ... Four receiving touchdowns are tied for No. 3 on the Big Ten single-game charts ... 207 yards receiving against Indiana State (9/12) in 2025 rank No. 7 on the IU single-game charts and just the ninth 200-yard receiving game in program history ... 24 points scored against Indiana State (9/12) in 2025 rank tied for No. 3 on the IU single-game list and the most since **Anthony Thompson** (32 points) against Northwestern in 1989. **Season:** Currently No. 4 on the single-season receiving touchdowns list (12). **Career:** Ranks tied for No. 3 on the IU career receiving touchdowns charts (21) ... Ranks No. 11 on the total touchdowns list (23).

NCAA Active Leaders (as of Jan. 5): Sits tied for No. 14 nationally and No. 3 in the Big Ten in receiving touchdowns (21) ... Ranks No. 62 in FBS in total touchdowns scored (23) ... Teams with **Elijah Sarra**tt to account for one of two FBS duos with 20-plus career receiving touchdowns among active players (Houston).

2025 (Redshirt-Junior Season)

Season: Appeared in all 14 games with 13 starts ... 39 of 61 receptions are for a first down or touchdown ... Teams with **Elijah Sarra**tt as just the fifth set of Big Ten teammates this century to both finish the regular season with double-digit receiving touchdowns and first since Ohio State's Chris Olave (13) and Garrett Wilson (12).

Awards: Tabbed second-team All-America by Football Writers Association of American ... Earned second-team All-Big Ten from the conference media and coaches panels.

Old Dominion (8/30): Caught two passes for 52 yards. **Kennesaw State (9/6):** Posted a game-high 115 all-purpose yards ... Caught one pass for 40 yards ... Took a third-quarter reverse 75 yards down the home sideline for his first-career rushing touchdown ... The played rush which tied for the longest rushing touchdown by an IU wide receiver in program history with **Shane Wynn** in 2014 against Michigan State ... Owns IU's longest rushing touchdown by a non-running back since **Zander Diamont** in 2015 versus Ohio State. **Indiana State (9/12):** Caught all 10 targets for 207 yards to produce just the ninth 200-yard receiving game in program history, a total that ranks No. 7 in program history ... Hauled in four touchdowns to equal the Indiana single-game record previously set by James Hardy (4, Michigan State) in 2006 ... The four receiving touchdowns also rank No. 3 in Big Ten single game records ... Accounted for 24 points, which are tied for the most by a Hoosier in a single game since Anthony Thompson (32 points) against Northwestern in 1989 ... Caught touchdown passes of 13 yards, 13 yards and 31 yards from Fernando Mendoza in the first half ... Grabbed a 58-yard touchdown pass from Alberto Mendoza in the third quarter. **Illinois (9/20):** Three of six receptions went for a touchdown or a first down ... Pulled in an 11-yard pass for a touchdown in the first quarter that gave IU a 14-7 lead ... Touchdown grab was No. 15 in his career and moved him into the top 10 in the IU record books. **at Iowa (9/27):** Two of three receptions went for a first down or touchdown ... Made both catches on Indiana's opening drive, which he capped with a 14-yard touchdown grab ... Rushed once for 3 yards. **at Oregon (10/11):** Caught seven passes for 58 yards ... Five of seven catches went for a first down, including three during IU's first touchdown drive. **Michigan State (10/18):** Pulled in eight passes for 115 yards and one touchdown ... Five grabs gained a first down or touchdown ... Caught 48-yard touchdown pass to open the scoring in the second half. **UCLA (10/25):** Caught two passes for 2 yards. **at Maryland (11/1):** Caught seven passes for 86 yards and one touchdown ... Five of seven receptions went for a first down or touchdown ... Hauled in a 22-yard scoring pass from Fernando Mendoza in the second quarter. **at Penn State (11/8):** Caught six passes for 32 yards and one touchdown ... Touchdown catch came on a third-and-goal from the PSU 7-yard line with 36 seconds left in the game to give Indiana the lead, 27-24 ... Touchdown grab capped Indiana's first game-winning touchdown drive with 2:00 or less remaining in regulation since 1998. **Wisconsin (11/15):** Gained 39 yards on three catches ... Two of three catches went for a first down or touchdown ... Caught the final touchdown of the game on a 5-yard pass from Fernando Mendoza, which broke the single-season record for passing touchdowns by a quarterback. **at Purdue (11/28):** All three catches went for either a first down or touchdown ... Gained 64 yards on three grabs with one touchdown ... Pulled in a 43-yard touchdown with three missed tackles forced on the third-quarter play. **vs. Ohio State (12/6):** Started but left the game in the first quarter due to injury. **vs. Alabama (1/1):** Pulled in three passes for 45 yards ... Two of three catches went for a first down or touchdown ... Pulled in a 1-yard touchdown grab late in the first half to make it a 17-0 game.

COOPER JR.'S CAREER STATS - RECEIVING

	GP/GS	Rec	Yds	TD	Long	RPG	YPR	YPG	High
2022	4/-	-	-	-	-	-	-	-	-
2023	9/2	18	267	2	35-RUT	2.0	14.8	29.7	101-ISU
2024	13/4	28	594	7	69-WIU	2.2	21.2	45.7	131-WIU
2025	14/13	61	849	12	58-INST	4.4	13.9	60.6	207-INST
Career	40/19	107	1,710	21	69-WIU	2.7	16.0	42.8	207-INST

NOTE: Gained 97 yards on five career rushes with two rushing touchdowns ... Carried once for a 75-yard touchdown in 2025 (Kennesaw State) ... Rushed twice in 2024 for 23 yards and one touchdown (at Michigan State) ... Returned five career kickoffs for 63 yards (12.6 ypr).

COOPER JR.'S CAREER GAME-BY-GAME

2025	Rushing				Receiving			
Opponent	No.	Yds	TD	Lg	No.	Yds	TD	Lg
Old Dominion	-	-	-	-	2	52	-	46
Kennesaw State	1	75	1	75	1	40	-	40
Indiana State	-	-	-	-	10	207	4	58
Illinois	-	-	-	-	6	78	1	39
at Iowa	1	3	-	3	3	31	1	14
at Oregon	1	(-4)	-	-	7	58	-	11
Michigan State	-	-	-	-	8	115	1	48
UCLA	-	-	-	-	2	2	-	3
at Maryland	-	-	-	-	7	86	1	22
at Penn State	-	-	-	-	6	32	1	22
Wisconsin	-	-	-	-	3	39	1	29
at Purdue	-	-	-	-	3	64	1	43
vs. Ohio State	-	-	-	-	-	-	-	-
vs. Alabama	-	-	-	-	3	45	1	38
Season	3	74	1	75	61	849	12	58

2025 INDIANA FOOTBALL

2024 Opponent	Rushing				Receiving			
	No.	Yds	TD	Lg	No.	Yds	TD	Lg
FIU	-	-	-	-	3	45	-	26
Western Illinois	-	-	-	-	4	131	1	69
at UCLA	-	-	-	-	4	58	1	23
Charlotte	-	-	-	-	1	11	-	11
Maryland	-	-	-	-	4	83	1	27
at Northwestern	1	7	-	7	2	47	-	24
Nebraska	-	-	-	-	1	36	-	36
Washington	-	-	-	-	1	42	1	42
at Michigan State	1	16	1	16	1	21	-	21
Michigan	-	-	-	-	3	53	1	41
at Ohio State	-	-	-	-	-	-	-	-
Purdue	-	-	-	-	3	44	1	19
at Notre Dame	-	-	-	-	1	23	1	23
Season	2	23	1	16	28	594	7	69

2023 Opponent	Receiving			
	No.	Yds	TD	Lg
Ohio State	-	-	-	-
Indiana State	7	101	-	31
vs. Louisville	1	8	-	8
Akron	-	-	-	-
at Maryland	3	35	-	18
at Michigan	2	24	-	17
Rutgers	1	35	1	35
at Penn State	3	52	1	26
Wisconsin	1	12	-	12
at Illinois	-DNP (Injury)-	-	-	-
Michigan State	-DNP (Injury)-	-	-	-
at Purdue	-DNP (Injury)-	-	-	-
Season	18	267	2	35

2022

Appeared in the first four games of the season and redshirted his initial season on campus ... Made collegiate debut against Illinois (9/2) with one kickoff return for 21 yards ... Returned two kickoffs for 27 yards against Western Kentucky (9/17) ... Gained 15 yards on one kickoff return at Cincinnati (9/24).


RB SEAN CUONO
**5-10 II 198 II FR.
CLEARWATER, FLA.**
20

2025 (Freshman Season)

Season: Appeared in one game ... Made collegiate debut against Indiana State (9/12) ... One of 12 true freshmen to make collegiate debut.

Indiana State (9/12): Made collegiate debut on offense ... Gained 17 yards rushing on two carries.


DL STEPHEN DALEY
**6-1 II 273 II SR.
WINCHESTER, VA.**
8

Career Notes & Records

Appeared in 47 career games with 30 starts ... Played in 34 games with 24 starts over three seasons at Kent State (2022-24) ... Collegiate debut game against LIU (9/17) in 2022 season opener ... Made first-career start in season opener at UCF (8/31) as a sophomore ... First collegiate tackle for loss came on a sack against Ohio (10/1/22) as a true freshman ... Forced first-career fumble and pulled down first interception of collegiate career during sophomore season ... Recovered first-career fumble against Saint Francis (Pa.) (9/7/24) as a junior. **Game:** Posted 4.5 tackles for loss at Purdue (11/28) to tie for No. 3 on the single-game charts at IU. **Season:** Ranks tied for No. 7 on the single-season tackles for loss charts with Joe Huff (19.0; 1988).

NCAA Active Leaders (as of Jan. 5): Tied for No. 20 nationally and No. 6 in the Big Ten in tackles for loss (34.5).

2025 (Senior Season)

Season: Appeared in all 13 games with six starts ... Will miss the College Football Playoff due to injury sustained following the Big Ten Championship Game.

Awards: Tabbed second-team All-America by CBS Sports and On3 ... Earned honorable mention All-Big Ten from the conference media and coaches panels.

Old Dominion (8/30): Totaled three tackles with 1.0 tackles for loss ... Made a second-quarter solo tackle for loss, his first as a member of the Hoosiers. **Kennesaw State (9/6):** Made three stops ... Had a solo tackle for loss in the second quarter. **Indiana State (9/12):** Both tackles went for a loss ... Posted a solo stop behind the line on fourth-and-3 in the first quarter to end an Indiana State drive ... Sacked Keegan Patterson in the second quarter to force a punt. **Illinois (9/20):** Lone stop was a combined sack with Mario Landino in the second quarter. **at Iowa (9/27):** Posted four tackles ... Made solo tackle for loss in first quarter. **at Oregon (10/11):** Came up with a batted pass in the fourth quarter that landed in the hands of Louis Moore for an interception and led to the field goal which made it a 10-point margin. **Michigan State (10/18):** Posted three stops ... Two tackles were solo sacks ... Sacked Aiden Chiles in both the second and fourth quarter ... Fourth quarter sack came on fourth-and-13 and led to an Indiana field goal. **UCLA (10/25):** Lone tackle was a combined tackle for loss with Mikail Kamara in the second quarter. **at Maryland (11/1):** Made a pair of tackles. **at Penn State (11/8):** Totaled six tackles - five solo - with 2.5 tackles for loss ... Posted solo tackle behind the line in the second quarter ... Combined with Isaiah Jones on a third-quarter tackle behind the line ... Made a fourth-quarter solo stop behind the line of scrimmage. **Wisconsin (11/15):** Three of four tackles were solo tackles for loss ... All four tackles went for a loss or no gain ... Forced a fumble on a tackle for loss in the third quarter that led to an IU touchdown on the next play. **at Purdue (11/28):** Made six tackles with 4.5 tackles for loss and 1.0 sack ... Had at least 0.5 tackle for loss in all four quarters ... Forced one fumble ... Had two solo tackles for loss in the first quarter ... Posted a solo stop behind the line in the second quarter ... Forced a fumble that led to an Indiana touchdown drive ... Combined with Hosea Wheeler on a third-quarter tackle for loss ... Sacked Ryan Browne in the fourth quarter. **vs. Ohio State (12/6):** Totaled three tackles ... Posted a solo sack of Julian Sayin on the opening drive of the second half to force a third-and-long and an eventual punt.

DALEY'S CAREER STATS (* - Kent State)

	GP/GS	Solo	Ast	Ttl	TFL	Sacks	Int-Yds	PBU	FF	FR-Yds
2022*	10/-	4	-	4	1.0-11	1.0-11	-	-	-	-
2023*	12/12	24	24	48	5.5-16	1.0-8	1-0	-	-	1-0
2024*	12/12	27	24	51	9.0-27	4.0-16	-	3	1	1-0
2025	13/6	26	12	38	19.0-85	5.5-46	-	1	2	-
IU	13/6	26	12	38	19.0-85	5.5-46	-	1	2	-
Career	47/30	81	60	141	34.5-139	11.5-81	1-0	4	2	2-0

DALEY'S CAREER GAME-BY-GAME

2025

Opponent	Solo	Ast	Ttl	TFL	Sacks	Int-Yds	PBU	FF	FR-Yds
Old Dominion	1	2	3	1.0-1	-	-	-	-	-
Kennesaw State	1	2	3	1.0-1	-	-	-	-	-
Indiana State	2	-	2	2.0-8	1.0-7	-	-	-	-
Illinois	-	1	1	0.5-3	0.5-3	-	-	-	-
at Iowa	3	1	4	1.0-3	-	-	-	-	-
at Oregon	-	-	-	-	-	-	1	-	-
Michigan State	3	-	3	2.0-19	2.0-19	-	-	-	-
UCLA	-	1	1	0.5-1	-	-	-	-	-
at Maryland	1	1	2	-	-	-	-	-	-
at Penn State	5	1	6	2.5-9	-	-	-	-	-
Wisconsin	3	1	4	3.0-8	-	-	-	1	-
at Purdue	5	1	6	4.5-18	1.0-3	-	-	1	-
vs. Ohio State	2	1	3	1.0-14	1.0-14	-	-	-	-
vs. Alabama	-	-	-	-	-	-	-	-	-
Season	26	12	38	19.0-85	5.5-46	-	1	2	-

2024 (at Kent State)

Opponent	Solo	Ast	Ttl	TFL	Sacks	Int-Yds	PBU	FF	FR-Yds
at Pittsburgh	4	3	7	2.0-8	1.0-4	-	1	-	-
Saint Francis (Pa.)	1	5	6	1.0-1	-	-	-	-	1-0
at Tennessee	2	-	2	-	-	-	-	-	-
at Penn State	2	1	3	-	-	-	-	-	-
Eastern Michigan	2	-	2	-	-	-	-	-	-
Ball State	5	1	6	1.5-1	-	-	1	-	-
at Bowling Green	2	4	6	0.5-1	-	-	-	-	-
at Western Michigan	-	3	3	-	-	-	-	-	-
Ohio	2	2	4	-	-	-	-	-	-
at Miami (Ohio)	3	1	4	2.0-7	2.0-7	-	-	-	-
Akron	2	3	5	1.5-6	1.0-5	-	-	1	-
at Buffalo	2	1	3	0.5-3	-	-	1	-	-
Season	27	24	51	9.0-27	4.0-16	-	3	1	1-0

2023 (at Kent State)

Opponent	Solo	Ast	Ttl	TFL	Sacks	Int-Yds	PBU	FF	FR-Yds
at UCF	1	-	1	-	-	-	-	-	1-0
at Arkansas	2	4	6	-	-	-	-	-	-
Central Connecticut State	2	-	2	1.0-2	-	-	-	-	-
at Fresno State	2	1	3	1.0-1	-	-	-	-	-
Miami (Ohio)	1	-	1	-	-	-	-	-	-
at Ohio	1	3	4	0.5-1	-	-	-	-	-
at Eastern Michigan	2	3	5	-	-	-	-	-	-
Buffalo	1	1	2	-	-	1-0	-	-	-
at Akron	5	3	8	1.5-6	0.5-4	-	-	-	-
Bowling Green	3	1	4	-	-	-	-	-	-
at Ball State	1	6	7	1.5-6	0.5-4	-	-	-	-
Northern Illinois	3	2	5	-	-	-	-	-	-
Season	24	24	48	5.5-16	1.0-8	1-0	-	-	1-0

2025 INDIANA FOOTBALL

2022 (at Kent State)

Opponent	Solo	Ast	Ttl	TFL	Sacks	Int-Yds	PBU	FF	FR-Yds
at Washington	-	-	-	-	-	-	-	-	-
at Oklahoma	-	-	-	-	-	-	-	-	-
LIU	-	-	-	-	-	-	-	-	-
at Georgia	2	-	2	-	-	-	-	-	-
Ohio	1	-	1	1.0-11	1.0-11	-	-	-	-
at Miami (Ohio)	1	-	1	-	-	-	-	-	-
at Toledo	-	-	-	-	-	-	-	-	-
Akron	-	-	-	-	-	-	-	-	-
Ball State	-	-	-	-	-	-	-	-	-
at Bowling Green	-	-	-	-	-	-	-	-	-
Eastern Michigan	-	-	-	-	-	-	-	-	-
at Buffalo	-	-	-	-	-	-	-	-	-
Season	4	-	4	1.0-11	1.0-11	-	-	-	-



OL DREW EVANS

**6-4 || 309 || R-JR.
FORT ATKINSON, WIS.**

62

Career Notes & Records

All 19 career games played are starts ... Missed four games in 2025 due to injury ... Suffered a season-ending injury prior to Week 11 against Michigan (11/9) in 2024 ... Made collegiate debut in the season opener versus FIU (8/31) ... Began career at Wisconsin (2022) and transferred to Indiana prior to 2023 season ... Part of an offensive line that was named semifinalist for the Joe Moore Award in back-to-back seasons (2024 & 2025), with finalist honors in 2025.

2025 (Redshirt Junior Season)

Season: Started 10 games at left guard ... Missed four games due to injury (Week 10-12, 14) ... Part of an offensive line unit that paved the way for four-straight 300-yard rushing efforts to start the season - a program-record streak and longest Power 4 stretch since Baylor in 2017 ... Helped IU post multiple rushing touchdowns in seven of 10 starts.

Awards: Part of an offensive line that earned Joe Moore Award finalist recognition.

Old Dominion (8/30): Blocked for 502 yards of total offense with 309 on the ground ... The 309 rushing yards were the most in a season opener since 2014 (455, Indiana State) and the most against an FBS opponent since 2016 (414, Maryland) ... Paved the way for Roman Hemby's first 100-yard rushing game as a Hoosier and eighth of his career. **Kennesaw State (9/6):** Paved the way for 593 yards of total offense and eight total touchdowns ... Protected Fernando Mendoza to the tune of 245 yards passing and four touchdown throws ... Helped IU post its second-straight 300-plus yard rushing effort with 313 yards on the ground. **Indiana State (9/12):** Helped pave the way for Khobie Martin's first-career 100-yard rushing game - all coming in the second half ... Part of an offensive line unit that paved the way for 301 yards rushing and three rushing scores. **Illinois (9/20):** Part of a unit that helped the offensive pile up 579 yards of total offense, which included 312 yards rushing ... The rushing effort marked a program-record four-straight games with at least 300 yards rushing ... Part of Khobie Martin's second-straight 100-yard rushing effort. **at Iowa (9/27):** Protected Fernando Mendoza to the tune of 233 yards passing and two touchdowns. **Oregon (10/11):** Helped the offense gain 326 yards of total offense with two rushing touchdowns and one passing score ... Cleared the way for two Roman Hemby rushing scores ... Protected Fernando Mendoza for 215 yards passing and just one sack in the game. **Michigan State (10/18):** Kept a clean pocket with no sacks allowed ... Protected Fernando Mendoza to the tune of 24-of-28 passing (.857) and his first 300-yard passing game as a Hoosier (332) ... Helped the rushing attack gain 132 yards with one rushing score. **UCLA (10/25):** Helped Indiana not allow a sack for the second-straight Big Ten game, the second-straight season with back-to-back clean pockets and just the third since a five-game stretch in 2001 ... IU gained 475 yards of total offense (262 rushing, 213 passing) with four rushing touchdowns and three passing scores. **vs. Ohio State (12/6):** Part of an offensive line that produced just the most yards of total offense allowed by Ohio State (340) and just the second game of 300-plus yards of total offense this season. **vs. Alabama (1/1):** Helped pave the way for 215 yards rushing and two scores on the ground ... Protected Fernando Mendoza to the tune of 14-of-16 passing and three touchdown passes.



DB AMARE FERRELL

**6-2 || 202 || JR.
LAKE CITY, FLA.**

1

Pronunciation: Uh-marr-ee Fair-ul

Career Notes & Records

Appeared in 39 career games with 27 starts ... Only IU true freshman to not redshirt in 2023 and played all 12 games ... Posted first career multi-interception game at Michigan State (11/2) with a pair of second-quarter picks in 2024. **Career:** Ranks tied for No. 16 on career interceptions charts (8).

NCAA Active Career Leaders: Sits tied for No. 17 in FBS and tied for No. 5 in the Big Ten in interceptions (8).

2025 (Junior Season)

Season: Started all 14 games.

Awards: Earned second-team All-Big Ten from the conference media and honorable mention from the coaches panel.

Old Dominion (8/30): Made two tackles with one interception and one pass breakup ... Pulled in a second-quarter interception and returned it 31 yards to set up the go-ahead field goal. **Kennesaw State (9/6):** Had one stop ... Broke up one pass. **Indiana State (9/12):** All three tackles came on the same drive in the second quarter ... Posted a solo tackle for loss on second-and-8 to force third-and-long ... Added one pass breakup. **Illinois (9/20):** Part of a defense that held Illinois to just 2 yards rushing - the sixth-fewest yards rushing allowed since at least 1950 ... Totaled three tackles ... Pulled in a fourth-quarter interception to end Illinois final drive of the game ... Also broke up one pass. **at Iowa (9/27):** Had five tackles ... Picked off Mark Gronowski on Iowa's opening drive to set up IU's first touchdown of the game. **at Oregon (10/11):** Part of a defense that limited Oregon's offense to its fewest yards of total offense since 2021 versus Utah in the Pac-12 Championship Game ... Posted seven tackles. **Michigan State (10/18):** Chipped in three tackles ... Added two pass breakups. **UCLA (10/25):** Made three stops. **at Maryland (11/1):** Chipped in two tackles. **at Penn State (11/8):** Posted three tackles ... Broke up the final Hail Mary attempt to seal the victory. **Wisconsin (11/15):** Registered two tackles. **at Purdue (11/28):** Posted four tackles with 1.0 tackle for loss ... Added an interception on Purdue's second offensive play that led to IU's first score of the game ... Solo tackle for loss came in the second quarter. **vs. Ohio State (12/6):** Totaled five stops. **vs. Alabama (1/1):** Chipped in one stop.

FERRELL'S CAREER STATS

	GP/GS	Solo	Ast	Ttl	TFL	Sacks	Int-Yds	PBU	FF	FR-Yds
2023	12/-	10	-	10	1.0-2	-	-	-	-	-
2024	13/13	22	27	49	4.0-19	1.5-10	4-35	1	-	-
2025	14/14	24	20	44	2.0-6	-	4-17	7	-	-
Career	39/27	56	47	103	7.0-27	1.5-10	8-52	8	-	-

FERRELL'S CAREER GAME-BY-GAME

2025

Opponent	Solo	Ast	Ttl	TFL	Sacks	Int-Yds	PBU	FF	FR-Yds
Old Dominion	-	2	2	-	-	1-16	1	-	-
Kennesaw State	1	-	1	-	-	-	1	-	-
Indiana State	2	1	3	1.0-1	-	-	1	-	-
Illinois	1	2	3	-	-	1-0	1	-	-
at Iowa	4	1	5	-	-	1-1	-	-	-
at Oregon	3	4	7	-	-	-	-	-	-
Michigan State	1	2	3	-	-	-	2	-	-
UCLA	-	3	3	-	-	-	-	-	-
at Maryland	2	-	2	-	-	-	-	-	-
at Penn State	2	1	3	-	-	-	1	-	-
Wisconsin	1	1	2	-	-	-	-	-	-
at Purdue	3	1	4	1.0-5	-	1-0	-	-	-
vs. Ohio State	3	2	5	-	-	-	-	-	-
vs. Alabama	1	-	1	-	-	-	-	-	-
Season	24	20	44	2.0-6	-	4-17	7	-	-

2024

Opponent	Solo	Ast	Ttl	TFL	Sacks	Int-Yds	PBU	FF	FR-Yds
FIU	1	1	2	-	-	1-20	-	-	-
Western Illinois	-	1	1	-	-	-	-	-	-
at UCLA	3	3	6	1.0-9	1.0-9	1-0	-	-	-
Charlotte	1	6	7	1.0-2	-	-	1	-	-
Maryland	1	1	2	-	-	-	-	-	-
at Northwestern	3	3	6	-	-	-	-	-	-
Nebraska	4	2	6	-	-	-	-	-	-
Washington	3	1	4	-	-	-	-	-	-
at Michigan State	-	2	2	-	-	2-15	-	-	-
Michigan	-	1	1	-	-	-	-	-	-
at Ohio State	3	1	4	-	-	-	-	-	-
Purdue	1	-	1	-	-	-	-	-	-
at Notre Dame	2	5	7	2.0-8	0.5-1	-	-	-	-
Season	22	27	49	4.0-19	1.5-10	4-35	1	-	-

2023

Opponent	Solo	Ast	Ttl	TFL	Sacks	Int-Yds	PBU	FF	FR-Yds
Ohio State	1	-	1	1.0-2	-	-	-	-	-
Indiana State	-	-	-	-	-	-	-	-	-
vs. Louisville	-	-	-	-	-	-	-	-	-
Akron	1	-	1	-	-	-	-	-	-
at Maryland	-	-	-	-	-	-	-	-	-
at Michigan	-	-	-	-	-	-	-	-	-
Rutgers	7	-	7	-	-	-	-	-	-
at Penn State	-	-	-	-	-	-	-	-	-
Wisconsin	-	-	-	-	-	-	-	-	-
at Illinois	-	-	-	-	-	-	-	-	-
Michigan State	1	-	1	-	-	-	-	-	-
at Purdue	-	-	-	-	-	-	-	-	-
Season	10	-	10	1.0-2	-	-	-	-	-



LB AIDEN FISHER

6-1 || 231 || SR.
FREDERICKSBURG, VA.

III 4

Career Notes & Records

Appeared in 49 career games with 37 starts ... Played in 23 games with 11 starts over two seasons at James Madison (2022-23) ... Became Indiana's first-ever first-team All-America linebacker in 2024 (FWAA, Phil Steele) ... First-ever Hoosier defender to earn multiple first-team All-America nods and first back-to-back first-team All-American since offensive lineman **Dan Feeney** (2015-16) ... Joins **Van Waiters** (1986-87) as only IU linebacker to earn first-team All-Big twice ... Ranks tied for No. 16 on IU's single-season tackles charts with 118 in 2024 ... Owns 10 career double-digit tackle games (6 at IU; 4 at JMU).

NCAA Active Career Leaders: Ranks No. 11 nationally and No. 2 in the Big Ten in total tackles (315).

2025 (Senior Season)

Season: Started 13 games ... Missed one game due to injury (at Maryland).

Awards: Season: Finalist for the Butkus Award and Jason Witted Collegiate Man of the Year ... Tabbed semifinalist for two other national awards: Lombardi Award and Chuck Bednarik Award ... Named first-team All-America by American Football Coaches Association and Football Writers Association of American ... Second-team All-America pick by The Sporting News ... Tabbed third-team All-America by Associated Press ... Also named All-American by CBS Sports (1st), The Athletic (2nd), On3 (2nd) and Sports Illustrated (1st) ... Named first-team All-Big Ten by the conference media and coaches panels. **Weekly:** Named Chuck Bednarik and Walter Camp National Defensive Player of the Week following Week 7 win at Oregon ... Earned Big Ten Defensive Player of the Week in Week 7.

Old Dominion (8/30): Posted five tackles. **Kennesaw State (9/6):** Logged seven tackles - four solo - with 2.5 tackles for loss and 1.0 sack ... Five of seven tackles went for a loss or no gain ... Combined with Rolijah Hardy on a first-quarter stop behind the line ... Helped Kellan Wyatt on a pair of tackles for loss in the second quarter ... Had a third-quarter sack. **Indiana State (9/12):** Totaled three tackles ... Logged a solo tackle for loss in the first quarter. **Illinois (9/20):** Part of a defense that held Illinois to just 2 yards rushing - the sixth-fewest yards rushing allowed since at least 1950 ... Chipped in two stops. **at Iowa (9/27):** Had nine tackles. **at Oregon (10/11):** Part of a defense that limited Oregon's offense to its fewest yards of total offense since 2021 versus Utah in the Pac-12 Championship Game ... Helped Indiana sack Oregon quarterback Dante Moore six times after the Ducks had only allowed one sack through its first five games ... Piled up 13 tackles with 1.5 sacks ... Had a solo sack in the second quarter on third down that forced an Oregon field goal in the red zone ... Combined with Mario Landino on a fourth-quarter sack just before Louis Moore's interception. **Michigan State (10/18):** Totaled nine tackles with 1.5 tackles for loss ... Logged solo tackle for loss on first play of the game ... Combined with Isaiah Jones on third-quarter tackle for loss. **UCLA (10/25):** Scored first-career touchdown on a pick-6 on UCLA's opening drive with a 25-yard return of a Nico lamaleava pass ... Lone stop was a combined tackle for loss with Dominique Ratcliff in the second quarter ... Left the game in the second quarter due to injury. **at Penn State (11/8):** Totaled nine tackles ... Recovered a second-quarter fumble which led to an IU touchdown ... Intercepted a tipped pass on the opening drive of the third quarter that led to an Indiana field goal. **Wisconsin (11/15):** Made seven tackles. **at Purdue (11/28):** Posted seven tackles. **vs. Ohio State (12/6):** Totaled five stops. **vs. Alabama (1/1):** Posted seven tackles ... Lone tackle for loss was a sack of Austin Mack in the fourth quarter, which included a forced fumble on the play.

FISHER'S CAREER STATS (* - James Madison)

	GP/GS	Solo	Ast	Ttl	TFL	Sacks	Int-Yds	PBU	FF	FR-Yds
2022*	10/-	1	4	5	-	-	-	-	-	-
2023*	13/11	51	57	108	6.0-23	1.5-9	1-4	7	-	-
2024	13/13	49	69	118	5.5-14	1.5-5	-	4	-	-
2025	12/12	40	44	84	8.0-25	3.5-18	2-27	-	1	1-0
IU	25/25	89	113	202	13.5-39	5.0-23	2-27	4	1	1-0
Career	48/36	141	174	315	19.5-62	6.5-32	3-31	11	1	1-0

NOTE: Owns one blocked punt that was recovered for a touchdown at Virginia (2023), which was credited as an 8-yard return ... Scored first-career touchdown on a 25-yard interception return for a touchdown versus UCLA (10/25) in 2025.

FISHER'S CAREER GAME-BY-GAME

2025	Opponent	Solo	Ast	Ttl	TFL	Sacks	Int-Yds	PBU	FF	FR-Yds
	Old Dominion	2	3	5	-	-	-	-	-	-
	Kennesaw State	4	3	7	2.5-8	1.0-6	-	-	-	-
	Indiana State	2	1	3	1.0-2	-	-	-	-	-
	Illinois	-	2	2	-	-	-	-	-	-
	at Iowa	5	4	9	-	-	-	-	-	-
	at Oregon	4	9	13	1.5-5	1.5-5	-	-	-	-
	Michigan State	3	6	9	1.5-3	-	-	-	-	-
	UCLA	-	1	1	0.5-0	-	1-25	-	-	-
	at Maryland	-	-	-	-	-	-	-	-	-
	at Penn State	5	4	9	-	-	1-2	-	-	1-0
	Wisconsin	3	4	7	-	-	-	-	-	-
	at Purdue	5	2	7	-	-	-	-	-	-
	vs. Ohio State	2	3	5	-	-	-	-	-	-
	vs. Alabama	5	2	7	1.0-7	1.0-7	-	-	1	-
Season		40	44	84	8.0-25	3.5-18	2-27	-	1	1-0

2024

Opponent	Solo	Ast	Ttl	TFL	Sacks	Int-Yds	PBU	FF	FR-Yds
FIU	4	8	12	2.0-5	1.0-1	-	-	-	-
Western Illinois	3	6	9	0.5-0	-	-	-	-	-
at UCLA	4	5	9	-	-	-	1	-	-
Charlotte	1	7	8	-	-	-	-	-	-
Maryland	5	7	12	0.5-4	0.5-4	-	-	-	-
at Northwestern	4	1	5	-	-	-	-	-	-
Nebraska	4	7	11	-	-	-	-	-	-
Washington	4	5	9	-	-	-	1	-	-
at Michigan State	5	4	9	0.5-1	-	-	1	-	-
Michigan	3	11	14	-	-	-	-	-	-
at Ohio State	3	1	4	-	-	-	-	-	-
Purdue	4	2	6	0.5-1	-	-	1	-	-
at Notre Dame	5	5	10	1.5-3	-	-	-	-	-
Season	49	69	118	5.5-14	1.5-5	-	4	-	-

2023 (at James Madison)

Opponent	Solo	Ast	Ttl	TFL	Sacks	Int-Yds	PBU	FF	FR-Yds
Bucknell	3	1	4	-	-	-	-	-	-
at Virginia	1	8	9	-	-	-	-	-	-
at Troy	4	2	6	0.5-0	-	-	1	-	-
at Utah State	3	6	9	-	-	1-4	2	-	-
South Alabama	5	5	10	2.5-16	1.0-8	-	2	-	-
Georgia Southern	1	4	5	-	-	-	-	-	-
at Marshall	2	8	10	0.5-0	-	-	1	-	-
Old Dominion	4	8	12	0.5-1	0.5-1	-	-	-	-
at Georgia State	5	1	6	-	-	-	-	-	-
UConn	4	5	9	1.0-3	-	-	-	-	-
Appalachian State	3	3	6	1.0-3	-	-	1	-	-
at Coastal Carolina	4	1	5	-	-	-	-	-	-
vs. Air Force	12	5	17	-	-	-	-	-	-
Season	51	57	108	6.0-23	1.5-9	1-4	7	-	-

2022 (at James Madison)

Opponent	Solo	Ast	Ttl	TFL	Sacks	Int-Yds	PBU	FF	FR-Yds
Middle Tennessee	-	-	-	-	-	-	-	-	-
Norfolk State	-	-	-	-	-	-	-	-	-
at Appalachian State	-	-	-	-	-	-	-	-	-
Texas State	-	-	-	-	-	-	-	-	-
at Arkansas State	-	-	-	-	-	-	-	-	-
at Georgia Southern	-	-	-	-	-	-	-	-	-
Marshall	-	-	-	-	-	-	-	-	-
at Louisville	-	-	-	-	-	-	-	-	-
at Old Dominion	1	4	5	-	-	-	-	-	-
Georgia State	-	-	-	-	-	-	-	-	-
Coastal Carolina	-	-	-	-	-	-	-	-	-
Season	1	4	5	-	-	-	-	-	-



K BRENDAN FRANKE

6-3 || 233 || R-SR.+
GRETNA, NEB.

III 35

Pronunciation: Brendan Frank-E

Career Notes & Records

Earned undergraduate degree in Integrated studies with minors in sociology, criminal justice, and agriculture from Texas State ... Appeared in 57 career games ... Appeared in 12 games in one season at Texas State (2024) ... Made four appearances in one season at Georgia Southern (2023) and redshirted ... Played in 24 games over two seasons at Nebraska (2021-22) ... Saw time in nine games in one season at Morningside (Iowa) College (2020) ... Registered a career touchback rate of .735 (183-of-249) ... First-career field goal came at Oregon on a 58-yard attempt. **Game:** Tied Indiana record for longest made field goal at Oregon (58 yards) ... Equalled the mark of **Griffin Oakes** against Maryland in 2014 ... The 58-yarder set the Autzen Stadium record and is the longest field goal in a road/neutral site game by a Hoosier in program history.

2025 (Redshirt-Senior+ Season)

Season: Appeared in eight games ... Missed six games due to injury (Week 10-16).

Old Dominion (8/30): All six kickoffs went for a touchback ... Attempted a 52-yard field goal that hit the crossbar and was no good. **Kennesaw State (9/6):** Each of his nine kickoffs went for a touchback. **Indiana State (9/12):** All seven kickoffs went for a touchback. **Illinois (9/20):** All 10 kickoffs reached the end zone with nine going for a touchback ... Lone return netted 22 yards. **at Iowa (9/27):** Four of five kickoffs went for touchbacks ... Squib kick in the first half was lone non-touchback. **at Oregon (10/11):** Connected on first-career field goal at the end of the first half to set the Autzen Stadium record and tie the Indiana program mark at 58 yards ... Hit seven kickoffs with six touchbacks ... Oregon downed the other kickoff with no time left in the first half following his field goal make. **Michigan State (10/18):** Hit seven kickoffs with six touchbacks ... One of seven kickoffs was fair caught at the 3-yard line. **UCLA (10/25):** Was injured on opening kickoff, which traveled 55 yards.



DB RYLAND GANDY

6-0 || 186 || R-JR.
BUFORD, GA.

10

Career Notes & Records

Earned undergraduate degree in business management from Pittsburgh ... Appeared in 43 career games with 14 starts ... Played in 29 games with 13 starts over three collegiate seasons at Pittsburgh, where he was an early enrollee and participated in spring practice in 2022 ... Made first collegiate start in 2024 season opener versus Kent State (8/31) while at Pittsburgh ... First start at Indiana came at Iowa (9/27).

2025 (Redshirt-Junior Season)

Season: Appeared in all 14 games with one start.

Old Dominion (8/30): Saw time on special teams. **Kennesaw State (9/6):** Made first tackle as a Hoosier in the fourth quarter. **Indiana State (9/12):** Posted one tackle. **Illinois (9/20):** Had one stop. **at Iowa (9/27):** Made first start as a Hoosier and posted four solo tackles ... Had solo tackle for loss in the fourth quarter. **UCLA (10/25):** Had two tackles. **Wisconsin (11/15):** Posted one tackle. **at Purdue (11/28):** Made two stops.

GANDY'S CAREER STATISTICS (* - Pitt)

	GP/GS	Solo	Ast	Ttl	TFL	Sacks	Int-Yds	PBU	FF	FR-Yds
2022*	4/-	-	-	-	-	-	-	-	-	-
2023*	12/-	5	2	7	-	-	-	-	-	-
2024*	13/13	23	17	40	0.5-2	-	-	2	-	-
2025	14/1	11	1	12	1.0-2	-	-	-	-	-
IU	14/1	11	1	12	1.0-2	-	-	-	-	-
Career	43/14	39	20	59	1.5-4	-	-	2	-	-

GANDY'S CAREER GAME-BY-GAME

2025	Opponent	Solo	Ast	Ttl	TFL	Sacks	Int-Yds	PBU	FF	FR-Yds
	Old Dominion	-	-	-	-	-	-	-	-	-
	Kennesaw State	1	-	1	-	-	-	-	-	-
	Indiana State	1	-	1	-	-	-	-	-	-
	Illinois	1	-	1	-	-	-	-	-	-
	at Iowa	4	-	4	1.0-2	-	-	-	-	-
	at Oregon	-	-	-	-	-	-	-	-	-
	Michigan State	-	-	-	-	-	-	-	-	-
	UCLA	1	1	2	-	-	-	-	-	-
	at Maryland	-	-	-	-	-	-	-	-	-
	at Penn State	-	-	-	-	-	-	-	-	-
	Wisconsin	1	-	1	-	-	-	-	-	-
	at Purdue	2	-	2	-	-	-	-	-	-
	vs. Ohio State	-	-	-	-	-	-	-	-	-
	vs. Alabama	-	-	-	-	-	-	-	-	-
Season		11	1	12	1.0-2	-	-	-	-	-

2024 (at Pitt)

Opponent	Solo	Ast	Ttl	TFL	Sacks	Int-Yds	PBU	FF	FR-Yds
Kent State	2	2	4	-	-	-	-	-	-
at Cincinnati	1	2	3	-	-	-	1	-	-
West Virginia	3	1	4	-	-	-	-	-	-
Youngstown State	2	1	3	-	-	-	-	-	-
at North Carolina	1	-	1	-	-	-	-	-	-
Cal	2	-	2	-	-	-	-	-	-
Syracuse	1	-	1	-	-	-	1	-	-
at SMU	3	3	6	0.5-2	-	-	-	-	-
Virginia	2	2	4	-	-	-	-	-	-
Clemson	2	1	3	-	-	-	-	-	-
at Louisville	3	2	5	-	-	-	-	-	-
at Boston College	1	1	2	-	-	-	-	-	-
Toledo	-	2	2	-	-	-	-	-	-
Season	13	23	40	0.5-2	-	-	2	-	-

2023 (at Pitt)

Opponent	Solo	Ast	Ttl	TFL	Sacks	Int-Yds	PBU	FF	FR-Yds
Wofford	1	-	1	-	-	-	-	-	-
Cincinnati	-	-	-	-	-	-	-	-	-
at West Virginia	1	1	2	-	-	-	-	-	-
North Carolina	-	-	-	-	-	-	-	-	-
at Virginia Tech	-	-	-	-	-	-	-	-	-
Louisville	-	-	-	-	-	-	-	-	-
at Wake Forest	1	-	1	-	-	-	-	-	-
at Notre Dame	1	-	1	-	-	-	-	-	-
Florida State	1	-	1	-	-	-	-	-	-
vs. Syracuse	-	-	-	-	-	-	-	-	-
Boston College	-	-	-	-	-	-	-	-	-
at Duke	-	1	1	-	-	-	-	-	-
Season	5	2	7	-	-	-	-	-	-

2022 (at Pitt)

Appeared in three games and redshirted initial collegiate season ... Made collegiate debut against West Virginia (9/1) ... Also appeared in Tennessee (9/10) and Rhode Island (9/24).



DL KYLER GARCIA

6-4 || 291 || FR.
NASHVILLE, TENN.

94

2025 (Freshman Season)

Season: Appeared in one game ... Made collegiate debut against Indiana State (9/6) ... One of 12 true freshmen to make collegiate debut

Indiana State (9/12): Made collegiate debut on defense in the fourth quarter.



LB ROLIJA Hardy

5-11 || 229 || SO.
LAKELAND, FLA.

21

Pronunciation: row-lie-juh Hardy

Career Notes & Records

Appeared in all 27 career games with 18 starts ... Made collegiate debut in the season opener versus FIU (8/31) in 2024 ... Made first collegiate start against Nebraska (10/19) in 2024 ... One of 12 true freshmen to debut in 2024 and one of five not to redshirt ... One of six Hoosiers to make first collegiate start in 2024 ... Returned first career interception for a touchdown and is first true freshman with an interception return for the touchdown since **Jameel Cook Jr.** versus FIU in 2015 ... Forced a pair of turnovers against Western Illinois (FF, INT; 9/6) and is the first IU defender with two turnovers forced since 2022 ... Owns four career double-digit tackle games (4, 2025).

2025 (Sophomore Season)

Season: Started all 14 games ... Posted first-career double-digit tackle game at Oregon (10/11).

Awards: Earned second-team All-Big Ten from the conference media and coaches panels.

Old Dominion (8/30): Posted four tackles - three solo. **Kennesaw State (9/6):** Made three tackles ... Combined with Aiden Fisher on a first-quarter tackle for loss. **Indiana State (9/12):** Chipped in two tackles. **Illinois (9/20):** Part of a defense that held Illinois to just 2 yards rushing - the sixth-fewest yards rushing allowed since at least 1950 ... Contributed to the third-most sacks (7.0) in a Big Ten game since the FBS began tracking the statistic in 2000 ... Made two tackles ... Had first sack of the game for IU to force a fourth-and-long and a punt on the first Illinois drive of the game. **at Iowa (9/27):** Finished with four tackles ... Made solo tackle for loss to start the second quarter. **at Oregon (10/11):** Part of a defense that limited Oregon's offense to its fewest yards of total offense since 2021 versus Utah in the Pac-12 Championship Game ... Helped Indiana sack Oregon quarterback Dante Moore six times after the Ducks had only allowed one sack through its first five games ... Posted first-career double-digit tackle game with 13 stops ... Made 2.0 tackles for loss with a solo sack ... Solo sack came on UO's first drive of the second half to bring up third-and-long and an eventual punt ... Had solo tackle for loss to end the third quarter. **Michigan State (10/18):** Registered eight tackles with 2.5 tackles for loss ... Posted a pair of solo sacks in the fourth quarter ... Combined with Louis Moore on a second-quarter tackle for loss. **UCLA (10/25):** Made eight tackles with 1.0 sack ... Combined with Amare Ferrell and Isaiah Jones on a pair of first-quarter sacks. **at Maryland (11/1):** Had six tackles ... Combined with Jamari Sharpe on a second-quarter tackle for loss. **at Penn State (11/8):** Posted a game-high 12 tackles with seven solo ... Made all three tackles on PSU's second drive of the game that included a solo sack of Ethan Grunkemeyer on third down. **Wisconsin (11/15):** Totaled six tackles - four solo ... Had a solo sack in the second quarter ... Broke up a third-down pass in the fourth quarter. **at Purdue (11/28):** Had 10 tackles with 1.0 tackle for loss and two pass breakups ... Posted a solo tackle for loss in the fourth quarter. **vs. Ohio State (12/6):** Totaled 10 tackles - six solo ... Chipped in 1.5 tackles for loss with a solo sack ... First-quarter solo sack of Julian Sayin came on third down and forced an OSU punt ... Combined with Louis Moore on a third-quarter tackle for loss ... Broke up a fourth-quarter pass in the end zone on third down to force Ohio State into a field goal try that was wide left. **vs. Alabama (1/1):** Made six tackles ... Three tackles went for no gain or a loss ... Posted a fourth-quarter tackle for loss.

HARDY'S CAREER STATISTICS

	GP/GS	Solo	Ast	Ttl	TFL	Sacks	Int-Yds	PBU	FF	FR-Yds
2024	13/4	12	10	22	5.5-30	1.0-14	2-18	-	2	-
2025	14/14	45	47	92	14.0-51	8.0-41	-	4	-	-
Career	27/18	57	57	114	19.5-81	9.0-55	2-18	4	2	-

NOTE: Owns one career touchdown on an interception return vs. Western Illinois (9/6) in 2024.

HARDY'S CAREER GAME-BY-GAME

2025

Opponent	Solo	Ast	Ttl	TFL	Sacks	Int-Yds	PBU	FF	FR-Yds
Old Dominion	3	1	4	-	-	-	-	-	-
Kennesaw State	-	3	3	0.5-1	-	-	-	-	-
Indiana State	-	2	2	-	-	-	-	-	-
Illinois	1	1	2	1.0-7	1.0-7	-	-	-	-
at Iowa	3	1	4	1.0-1	-	-	-	-	-
at Oregon	4	9	13	2.0-6	1.0-5	-	-	-	-
Michigan State	5	3	8	2.5-14	2.0-13	-	-	-	-
UCLA	0	6	6	1.0-5	1.0-5	-	-	-	-
at Maryland	3	3	6	0.5-1	-	-	-	-	-
at Penn State	7	5	12	1.0-4	1.0-4	-	-	-	-
Wisconsin	4	2	6	1.0-3	1.0-3	-	1	-	-
at Purdue	5	5	10	1.0-3	-	-	2	-	-
vs. Ohio State	6	4	10	1.5-5	1.0-4	-	1	-	-
vs. Alabama	4	2	6	1.0-1	-	-	-	-	-
Season	45	47	92	14.0-51	8.0-41	-	4	-	-

2024

Opponent	Solo	Ast	Ttl	TFL	Sacks	Int-Yds	PBU	FF	FR-Yds
FIU	1	1	2	-	-	-	-	-	-
Western Illinois	2	-	2	1.0-14	1.0-14	1-12	-	1	-
at UCLA	-	-	-	-	-	-	-	-	-
Charlotte	-	3	3	-	-	-	-	-	-
Maryland	-	-	-	-	-	-	-	-	-
at Northwestern	2	-	2	1.0-1	-	-	-	-	-
Nebraska	-	-	-	-	-	1-6	-	-	-
Washington	-	-	-	-	-	-	-	-	-
at Michigan State	3	-	3	2.0-12	-	-	-	-	-
Michigan	1	-	1	-	-	-	-	-	-
at Ohio State	1	2	3	-	-	-	-	-	-
Purdue	1	1	2	1.0-2	-	-	-	1	-
at Notre Dame	1	3	4	0.5-1	-	-	-	-	-
Season	11	7	18	5.0-29	1.0-14	2-18	-	2	-

**RB ROMAN HEMBY****6-0 II 210 II R-SR.
EDGEWOOD, MD.****III 1**

Pronunciation: Roman Him-bee

Career Notes & Records

Earned his bachelor's degree in communications from Maryland ... Appeared in 55 career games with 52 starts ... Played in 42 games with 39 starts over four seasons at Maryland (2021-24) ... Earned third-team All-Big Ten in 2025 after two straight seasons as an honorable mention All-Big Ten pick in 2022 & 2023 ... Tabbed College Sports Communicator Academic All-District (2023) ... Owns 4,722 all-purpose yards (3,354 rushing, 1,081 receiving, 287 kickoff return) ... Scored 34 career touchdowns (29 rushing, 5 receiving) ... Owns nine career 100-yard rushing games (2, 2025; 1, 2024; 2, 2023; 4, 2022) ... Has seven career multi-touchdown games (3, 2022; 1, 2023; 1, 2024; 2, 2025) ... One career game with a rushing and receiving touchdown ... Has a reception 46 of 55 career games, which included a 28-game streak from 2023 bowl game through Week 2 of 2025. **Game:** Posted longest rush in Old Oaken Bucket Game history (101 yards) with an 82-yard touchdown rush at Purdue (11/28) in 2025.

NCAA Active Career Leaders (as of Jan. 5): Only Power 4 player with 3,000 yards rushing and 1,000 yards receiving ... Sits tied for No. 3 in FBS and No. 2 in the Big Ten for total rushing attempts (675) ... Ranks No. 4 nationally and No. 2 in the Big Ten in all-purpose yards (4,722) ... Is No. 6 nationally and No. 3 in the Big Ten in yards rushing (3,354) ... Sits tied for No. 9 nationally and No. 5 in the Big Ten in total touchdowns scored (34) ... Tied for No. 16 nationally and No. 5 in the Big Ten in rushing touchdowns (29).

2025 (Redshirt-Senior Season)

Season: Started all 14 games ... Made Indiana debut in a start versus Old Dominion (8/30) and posted a 100-yard rushing game ... First IU running back to top the 100-yard mark in their Hoosier debut since **Jordan Howard** in 2015 (145, Southern Illinois) ... Scored first touchdown as a Hoosier as part of a two rushing touchdown game at Oregon (10/11) ... Posted longest rush in Old Oaken Bucket Game history (101 yards) with an 82-yard touchdown rush at Purdue (11/28) in 2025.

Awards: Season: Earned third-team All-Big Ten from the conference media and honorable mention from the coaches panel. **Weekly:** Named Paul Hornung Award National Player of the Week after two-touchdown effort against UCLA (10/25) in Week 9 ... Earned Paul Hornung Award Honor Roll after 163 all-purpose yards at Maryland (11/1) in Week 10.

Old Dominion (8/30): Totaled a team-best 148 all-purpose yards ... Carried 23 times for 111 yards to mark his eighth career 100-yard rushing game and first as a Hoosier ... Caught one pass for 9 yards ... Returned one kickoff for 28 yards ... First IU running back to top the 100-yard mark in their Hoosier debut since **Jordan Howard** in 2015 (145, Southern Illinois). **Kennesaw State (9/6):** Carried nine times for 64 yards ... Caught one pass for 25 yards ... Gained 17 yards on lone kickoff return. **Indiana State (9/12):** Ran for 25 yards on four carries. **Illinois (9/20):** Gained 102 all-purpose yards ... Carried 14 times for 65 yards ... Caught two passes for 37 yards. **at Iowa (9/27):** Rushed 15 times for 86 yards ... Caught one pass for 5 yards. **at Oregon (10/11):** Logged 95 all-purpose yards ... Rushed for 70 yards on 19 carries with two touchdowns ... Caught two passes for 25 yards ... Scored on a 3-yard rush in the first quarter to five IU a 10-7 lead ... Second touchdown run covered 2 yards and pushed IU ahead 20-13 in the third quarter. **Michigan State (10/18):** Carried six times for 11 yards ... Caught two passes for 19 yards. **UCLA (10/25):** Gained 116 all-purpose yards ... Rushed for 81 yards on 17 carries with two touchdowns ... Caught one pass for 11 yards ... Lone kickoff return went for 24 yards ... Scored first offensive touchdown of the game in the first quarter on a 1-yard touchdown run ... Posted a 13-yard touchdown run in the second quarter. **at Maryland (11/1):** Totaled 163 all-purpose yards ... Carried a game-high 18 times for 88 yards and one touchdown ... Caught one pass for 13 yards ... Returned three kickoffs for 62 yards ... Touchdown came on a 16-yard run in the third quarter. **at Penn State (11/8):** Gained 75 all-purpose yards ... Rushed 12 times for 55 yards ... Caught one pass for 1 yard ... Lone kickoff return went for 19 yards. **Wisconsin (11/15):** Carried 14 times for 58 yards ... Had one reception for 8 yards. **at Purdue (11/28):** Accumulated 171 all-purpose yards ... Carried 12 times for 152 yards and one touchdown ... Broke off an Old Oaken Bucket Game record 82-yard touchdown rush in the third quarter ... Returned one kickoff for 19 yards. **vs. Ohio State (12/6):** Rushed for 52 yards on 13 carries ... Caught one pass for 7 yards. **vs. Alabama (1/1):** Carried 18 times for 89 yards and one touchdown ... Scored the final touchdown of the game on an 18-yard burst in the fourth quarter ... Long run covered 21 yards.

HEMBY'S CAREER STATS - RUSHING (* - Maryland)

	GP/GS	Car	Yds	TD	Long	YPC	YPG	High
2021*	3/-	17	71	2	11-HOW	4.2	23.7	45-HOW
2022*	13/13	188	989	10	75-NW	5.3	76.1	179-NW
2023*	13/13	142	680	4	40-RUT	4.8	52.3	162-CHA
2024*	12/12	134	607	6	75-IND	4.5	50.6	117-IU
2025	14/14	194	1,007	7	82-PUR	5.2	71.9	152-PUR
IU	14/14	194	1,007	7	82-PUR	5.2	71.9	152-PUR
Career	55/52	675	3,354	29	82-PUR	5.0	61.0	162-CHA

HEMBY'S CAREER STATS - RECEIVING (* - Maryland)

	GP/GS	Rec	Yds	TD	Long	RPG	YPR	YPG	High
2021*	3/-	1	1	-	1-VATECH	0.3	1.0	0.3	1-VATECH
2022*	13/13	33	298	1	27-OSU	2.5	9.0	22.9	63-PUR
2023*	13/13	38	349	3	61-AUB	2.9	9.2	26.8	63-ILL
2024*	12/12	40	273	1	32-RUT	3.3	6.8	22.8	59-RUT
2025	14/14	14	160	-	26-ILL	1.0	11.4	11.4	25-KENN
IU	14/14	14	160	-	26-ILL	1.0	11.4	11.4	37-ILL
Career	55/52	126	1,081	5	61-AUB	2.3	8.6	19.7	63-2x

NOTE: Owns four career tackles ... Returned 11 career kickoffs for 187 yards (17.0) ... Seven kickoff returns (84 yards) came while at Maryland.

HEMBY'S CAREER GAME-BY-GAME

2025 Opponent	Rushing				Receiving				Kick Returns			
	No.	Yds	TD	Lg	No.	Yds	TD	Lg	No.	Yds	TD	Lg
Old Dominion	23	111	-	30	1	9	-	9	1	28	-	28
Kennesaw State	9	64	-	21	1	25	-	25	1	17	-	17
Indiana State	4	25	-	9	-	-	-	-	1	34	-	34
Illinois	14	65	-	10	2	37	-	26	-	-	-	-
at Iowa	15	86	-	16	1	5	-	5	-	-	-	-
at Oregon	19	70	2	14	2	25	-	22	-	-	-	-
Michigan State	6	11	-	9	2	19	-	21	-	-	-	-
UCLA	17	81	2	15	1	11	-	11	1	24	-	24
at Maryland	18	88	1	16	1	13	-	13	3	62	-	26
at Penn State	12	55	-	11	1	1	-	1	1	19	-	19
Wisconsin	14	58	-	8	1	8	-	8	-	-	-	-
at Purdue	12	152	1	82	-	-	-	-	1	19	-	19
vs. Ohio State	13	52	-	10	1	7	-	7	-	-	-	-
vs. Alabama	18	89	1	21	-	-	-	-	-	-	-	-
Season	194	1,007	7	82	14	160	-	26	9	203	-	34

2024 (at Maryland)

Opponent	Rushing				Receiving			
	No.	Yds	TD	Lg	No.	Yds	TD	Lg
UConn	14	66	1	13	3	15	-	11
Michigan State	12	35	-	7	1	1	-	2
at Virginia	10	33	-	17	4	12	-	8
Villanova	14	67	1	12	1	15	-	15
at Indiana	10	117	1	75	5	48	1	12
Northwestern	14	42	-	20	2	1	-	5
USC	4	12	1	10	6	52	-	19
at Minnesota	8	31	-	13	2	8	-	5
at Oregon	11	34	1	7	3	11	-	7
Rutgers	16	87	1	15	5	59	-	32
Iowa	8	19	-	9	5	31	-	14
at Penn State	13	64	-	19	3	20	-	16
Season	134	607	6	75	40	273	-	146



2025 INDIANA FOOTBALL

2023 (at Maryland)												
Opponent	Rushing				Receiving				Kick Returns			
	No.	Yds	TD	Lg	No.	Yds	TD	Lg	No.	Yds	TD	Lg
Towson	12	58	1	14	2	14	-	7	-	-	-	-
Charlotte	19	162	1	40	4	55	-	37	-	-	-	-
Virginia	9	23	2	11	3	25	-	15	-	-	-	-
at Michigan State	10	12	-	4	1	4	-	4	-	-	-	-
Indiana	14	54	-	22	2	19	-	11	-	-	-	-
at Ohio State	8	35	-	17	1	-	-	-	-	-	-	-
Illinois	12	70	-	18	5	63	-	18	-	-	-	-
at Northwestern	4	27	-	12	6	41	1	24	1	18	-	18
Penn State	5	-	-	1	2	10	1	7	-	-	-	-
at Nebraska	16	74	-	21	3	15	-	11	-	-	-	-
Michigan	11	35	-	7	3	28	-	14	-	-	-	-
at Rutgers	15	113	-	40	5	14	1	17	-	-	-	-
vs. Auburn	7	17	-	7	1	61	-	61	-	-	-	-
Season	142	680	4	40	38	349	3	61	1	18	-	18

2022 (at Maryland)												
Opponent	Rushing				Receiving				Kick Returns			
	No.	Yds	TD	Lg	No.	Yds	TD	Lg	No.	Yds	TD	Lg
Buffalo	7	114	2	70	-	-	-	-	-	-	-	-
at Charlotte	9	29	-	7	3	29	-	17	-	-	-	-
SMU	16	151	1	50	4	62	-	25	-	-	-	-
at Michigan	16	48	-	6	3	17	-	15	-	-	-	-
Michigan State	9	27	-	6	5	29	-	20	-	-	-	-
Purdue	7	26	-	8	5	63	1	24	-	-	-	-
at Indiana	17	107	1	46	4	25	-	17	-	-	-	-
Northwestern	24	179	3	75	2	14	-	10	-	-	-	-
at Wisconsin	16	66	-	15	-	-	-	-	3	35	-	17
at Penn State	13	68	-	12	1	-	-	-	-	-	-	-
Ohio State	11	39	-	6	4	37	-	27	-	-	-	-
Rutgers	19	70	3	12	-	-	-	-	1	8	-	8
vs. NC State	24	65	-	11	2	22	-	11	-	-	-	-
Season	188	989	10	75	33	298	1	27	4	43	-	17

2021 (at Maryland)

Appeared in three games and redshirted initial collegiate season ... Made collegiate debut against Howard (9/11) and gained 45 yards on 12 carries ... Scored first career touchdown on a 1-yard rush in the fourth quarter ... Appeared against Michigan (11/20) ... Carried five times for 26 yards and one touchdown versus Virginia Tech (12/29) in the PinStripe Bowl.



LB ISAIAH JONES

6-2 II 230 II R-JR.
LONDON, OHIO

46

Career Notes & Records

Earned his bachelor's degree in management from Indiana ... Appeared in 31 career games with seven starts ... Father, D.J., lettered in football at Ohio State (1992-94, 96) ... D.J. was part of the 1992 Big Ten co-championship team and the 1996 Big Ten and Rose Bowl champions ... Redshirted the 1995 season after heart surgery due to a battle with histoplasmosis following the 1994 season.

2025 (Redshirt-Junior Season)

Season: Appeared in all 14 games with five starts.

Awards: Earned third-team All-Big Ten from the conference media and honorable mention honors from the coaches panel.

Old Dominion (8/30): Made four tackles ... Logged first career solo sack in the third quarter. **Kennesaw State (9/6):** Posted four stops ... Had a solo tackle for loss in the third quarter. **Indiana State (9/12):** Owned a team-best four tackles ... Made 2.5 tackles for loss with a solo sack ... Combined with Jamari Sharpe on a second-quarter tackle for loss ... Sacked Keegan Patterson in the second quarter ... Made a fourth-quarter solo stop behind the line. **Illinois (9/20):** Part of a defense that held Illinois to just 2 yards rushing - the sixth-fewest yards rushing allowed since at least 1950 ... Contributed to the third-most sacks (7.0) in a Big Ten game since the FBS began tracking the statistic in 2000 ... Totaled four tackles ... Had 2.0 tackles for loss and 1.0 sack in the game ... Made back-to-back stops on the Illinois drive that resulted in a blocked punt touchdown with a solo tackle for loss on first down ... Sacked Luke Altmeyer in the first quarter on third-and-long for force a punt. **at Iowa (9/27):** Piled up eight tackles ... Had 1.5 tackles for loss and 0.5 sacks ... Tipped the pass that led to Amare Ferrell's first-quarter interception and IU's first touchdown of the game ... Blocked a third-quarter punt ... Combined with Kellan Wyatt on a second-quarter sack ... Made solo tackle for loss in fourth quarter. **at Oregon (10/11):** Part of a defense that limited Oregon's offense to its fewest yards of total offense since 2021 versus Utah in the Pac-12 Championship Game ... Helped Indiana sack Oregon quarterback Dante Moore six times after the Ducks had only allowed one sack through its first five games ... Logged eight tackles with 2.0 tackles for loss and 1.0 sack ... Solo sack came on third down in the second quarter to force an Oregon punt ... Made a solo tackle for loss in the third quarter ... Intercepted Dante Moore in the fourth quarter. **Michigan State (10/18):** Totaled five tackles with 1.0 tackle for loss ... Combine with D'Angelo Ponds on a second-quarter tackle for loss ... Joined Aiden Fisher on a tackle for loss in the third quarter. **UCLA (10/25):** Team-high eight tackles included 0.5 sack and a forced fumble that was recovered by IU ... Also broke up one pass ... Combined with Rolijah Hardy on a first-quarter sack ... Forced a second-quarter fumble that was recovered by Hosea Wheeler and led to an IU touchdown that made it 28-0. **at Maryland (11/1):** Chipped in two tackles in a start. **at Penn State**

(11/8): Made five tackles with 0.5 tackles for loss ... Combined with Stephen Daley on a third-quarter tackle for loss. **Wisconsin (11/15):** Had four tackles. **at Purdue (11/28):** Chipped in three stops ... Added on pass breakup. **vs. Ohio State (12/6):** Totaled seven tackles ... Posted 2.0 tackles for loss - both sacks ... Sacked Julian Sayin on third-and-6 at the IU 7 yard line to hold OSU to a field goal in the second quarter ... Added a second-quarter solo sack. **vs. Alabama (1/1):** Made four tackles ... Recovered first-career fumble in the second quarter that led to Indiana's third score of the game.

JONES' CAREER STATS

	GP/GS	Solo	Ast	Ttl	TFL	Sacks	Int-Yds	PBU	FF	FR-Yds
2022*	2/-	2	-	2	-	-	-	-	-	-
2023	2/-	-	-	-	-	-	-	-	-	-
2024	13/2	17	25	42	3.5-12	0.5-3	-	-	-	-
2025	14/5	31	39	70	14.0-59	7.0-27	1-0	3	1	1-0
Career	31/7	50	64	114	17.5-71	7.5-30	1-0	3	1	1-0

JONES' CAREER GAME-BY-GAME

2025

Opponent	Solo	Ast	Ttl	TFL	Sacks	Int-Yds	PBU	FF	FR-Yds
Old Dominion	2	2	4	1.0-3	1.0-3	-	-	-	-
Kennesaw State	3	1	4	1.0-3	-	-	-	-	-
Indiana State	2	2	4	2.5-11	1.0-7	-	-	-	-
Illinois	3	1	4	2.0-11	1.0-7	-	-	-	-
at Iowa	4	4	8	1.5-4	0.5-3	-	1	-	-
at Oregon	3	5	8	2.0-14	1.0-12	1-0	-	-	-
Michigan State	1	4	5	1.0-2	-	-	-	-	-
UCLA	4	4	8	0.5-4	0.5-4	-	1	1	-
at Maryland	1	1	2	-	-	-	-	-	-
at Penn State	2	3	5	0.5-1	-	-	-	-	-
Wisconsin	1	3	4	-	-	-	-	-	-
at Purdue	1	2	3	-	-	-	-	-	-
vs. Ohio State	3	4	7	2.0-6	2.0-6	-	-	-	-
vs. Alabama	1	3	4	-	-	-	-	-	1-0
Season	31	39	70	14.0-59	7.0-42	1-0	3	1	1-0

2024

Opponent	Solo	Ast	Ttl	TFL	Sacks	Int-Yds	PBU	FF	FR-Yds
FIU	2	4	6	-	-	-	-	-	-
Western Illinois	-	2	2	-	-	-	-	-	-
at UCLA	3	-	3	-	-	-	-	-	-
Charlotte	2	4	6	1.0-1	-	-	-	-	-
Maryland	-	1	1	-	-	-	-	-	-
at Northwestern	2	1	3	-	-	-	-	-	-
Nebraska	2	2	4	-	-	-	-	-	-
Washington	-	6	6	0.5-0	-	-	-	-	-
at Michigan State	1	4	5	1.0-5	0.5-3	-	-	-	-
Michigan	-	1	1	-	-	-	-	-	-
at Ohio State	-	-	-	-	-	-	-	-	-
Purdue	4	-	4	1.0-6	-	-	-	-	-
at Notre Dame	1	-	1	-	-	-	-	-	-
Season	17	25	42	3.5-12	0.5-3	-	-	-	-

2023

Appeared in the final two games of the season.

2022

Appeared in two games ... Made collegiate debut against Penn State (11/5) and recorded first career tackle ... Had one stop at Ohio State (11/12).



WR CAMDEN JORDAN

6-0 II 180 II R-SR.
CARMEL, IND.

89

Career Notes & Records

Originally signed to play baseball at Louisville, before transferring to San Jacinto College to play baseball in spring 2022 ... Joined Indiana as a walk-on in 2022 ... Made first career appearance against No. 3/4 Ohio State (9/2) in 2023 season opener.

2025 (Redshirt-Senior Season)

Season: Appeared in five games.

JORDAN'S CAREER STATS - RECEIVING

	GP/GS	Rec	Yds	TD	Long	RPG	YPR	YPG	High
2021					-at San Jacinto College-				
2022					-DNP-				
2023	4/-	-	-	-	-	-	-	-	-
2024	1/-	-	-	-	-	-	-	-	-
2025	5/-	-	-	-	-	-	-	-	-
Career	10/-	-	-	-	-	-	-	-	-

NOTE: Owns one career punt return for 3 yards.



DL MIKAIL KAMARA

6-1 || 262 || R-SR.
ASHBURN, VA.

III 6

Pronunciation: muh-KYLE kuh-MARR-uh

Career Notes & Records

Earned his bachelor's degree in liberal studies from Indiana ... Appeared in 50 career games with 49 starts ... Played in 23 career games with 22 starts over four seasons at James Madison (2020-23) ... Redshirted his second season on campus due to injury ... Owns at least one tackle in 48 of 50 career games ... Has a tackle for loss in 38 of 50 career games ... First-team All-Big Ten in 2024 ... Second-team All-Sun Belt Conference selection in 2023. **Season:** Totaled 15.0 tackles for loss to finish tied for No. 17 on the single season charts ... Tackle for loss total is the best by an IU defensive lineman since **Jamie Kirlew** (19.5) in 2008 and is tied for No. 10 in a single season by a defensive lineman ... Totaled 10.0 sacks to finish tied for No. 5 on the single-season charts with **Adewale Ogunleye** (10.0; 1997) and mark the first double-digit sack season since Kirlew (10.5) in 2008. **Game:** Posted 4.5 tackles for loss at Michigan State (11/2) in 2024 to sit tied for No. 3 on the IU single game charts ... With 2.5 sacks against the Spartans he ranks tied for No. 6 on the single-game sacks list.

NCAA Active Leaders (as of Jan. 5): Sits No. 3 in the FBS and leads the Big Ten in tackles for loss (48.5) ... Is No. 6 nationally and is No. 2 in the Big Ten in sacks (26.5) ... Ranks tied for No. 10 nationally and No. 2 in the Big Ten in forced fumbles (7).

2025 (Redshirt-Senior Season)

Season: Started all 14 games ... Leads the Big Ten and sits No. 10 in FBS in total pressures (55) per Pro Football Focus.

Awards: Earned honorable mention All-Big Ten from the conference media and coaches panels.

Old Dominion (8/30): Made one tackle. **Kennesaw State (9/6):** Totaled five tackles ... Posted 2.0 tackles for loss with 1.0 sack ... Both tackles for loss were solo and came on the same drive in the third quarter. **Indiana State (9/12):** Broke up one pass. **Illinois (9/20):** Part of a defense that held Illinois to just 2 yards rushing - the sixth-fewest yards rushing allowed since at least 1950. **at Iowa (9/27):** Chipped in two tackles. **at Oregon (10/11):** Part of a defense that limited Oregon's offense to its fewest yards of total offense since 2021 versus Utah in the Pac-12 Championship Game ... Had two stops. **Michigan State (10/18):** Posted two tackles ... Combined with Hosea Wheeler on a second-quarter tackle for loss. **UCLA (10/25):** Charted two tackles with 0.5 tackle for loss ... Combined with Stephen Daley on a second-quarter tackle for loss. **at Maryland (11/1):** Logged two stops. **at Penn State (11/8):** Made two tackles ... Combined with Tyrique Tucker on a first-quarter tackle for loss. **Wisconsin (11/15):** Posted three tackles. **at Purdue (11/28):** Posted four tackles with 1.0 tackle for loss ... Made solo stop behind the line of scrimmage in the first quarter. **vs. Ohio State (12/6):** Chipped in one stop ... Lone tackle was a combined tackle for loss with Tyrique Tucker in the first quarter. **Alabama (1/1):** Lone tackle was a fourth-quarter sack.

KAMARA'S CAREER STATS (* - James Madison)

	GP/GS	Solo	Ast	Ttl	TFL	Sacks	Int-Yds	PBU	FF	FR-Yds
2020*	6/6	5	11	16	4.5-21	3.0-19	-	-	-	-
2021*					-DNP (Injury)-					
2022*	5/4	7	7	14	4.5-24	4.0-23	-	-	1	-
2023*	12/12	28	25	53	18.5-81	7.5-46	-	2	4	-
2024	13/13	19	28	47	15.0-88	10.0-77	-	1	2	3-0
2025	14/14	7	20	27	6.0-24	2.0-14	-	1	-	-
IU	27/27	26	48	74	21.0-112	12.0-91	-	2	2	3-0
Career	50/49	65	91	156	48.5-238	26.5-179	-	4	7	3-0

KAMARA'S CAREER GAME-BY-GAME

2025

Opponent	Solo	Ast	Ttl	TFL	Sacks	Int-Yds	PBU	FF	FR-Yds
Old Dominion	-	1	1	-	-	-	-	-	-
Kennesaw State	3	2	5	2.0-5	1.0-4	-	-	-	-
Indiana State	-	-	-	-	-	-	1	-	-
Illinois	-	-	-	-	-	-	-	-	-
at Iowa	-	2	2	-	-	-	-	-	-
at Oregon	-	2	2	-	-	-	-	-	-
Michigan State	1	1	2	0.5-2	-	-	-	-	-
UCLA	-	2	2	0.5-0	-	-	-	-	-
at Maryland	-	2	2	-	-	-	-	-	-
at Penn State	-	2	2	0.5-1	-	-	-	-	-
Wisconsin	-	3	3	-	-	-	-	-	-
at Purdue	2	2	4	1.0-3	-	-	-	-	-
vs. Ohio State	-	1	1	0.5-1	-	-	-	-	-
vs. Alabama	1	-	1	1.0-10	1.0-10	-	-	-	-
Season	7	20	27	6.0-24	2.0-14	-	1	-	-

2024

Opponent	Solo	Ast	Ttl	TFL	Sacks	Int-Yds	PBU	FF	FR-Yds
FIU	1	1	2	1.0-6	1.0-6	-	-	1	-
Western Illinois	2	2	4	2.0-14	2.0-14	-	-	-	-
at UCLA	1	-	1	-	-	-	-	-	1-0
Charlotte	2	1	3	1.0-2	-	-	-	-	-
Maryland	1	6	7	1.5-8	1.0-7	-	-	-	-
at Northwestern	3	-	3	2.0-9	1.0-6	-	-	-	-
Nebraska	1	1	2	1.0-9	1.0-9	-	-	1	1-0
Washington	1	4	5	1.5-9	1.0-9	-	-	-	-
at Michigan State	4	3	7	4.5-27	2.5-22	-	-	-	-
Michigan	2	3	5	-	-	-	1	-	1-0
at Ohio State	-	3	3	-	-	-	-	-	-
Purdue	1	1	2	0.5-4	0.5-4	-	-	-	-
at Notre Dame	-	3	3	-	-	-	-	-	-
Season	19	28	47	15.0-88	10.0-77	-	1	2	3-0

2023 (at James Madison)

Opponent	Solo	Ast	Ttl	TFL	Sacks	Int-Yds	PBU	FF	FR-Yds
Bucknell	3	3	6	2.5-15	1.0-11	-	-	-	-
at Virginia	3	3	6	1.0-4	-	-	-	-	-
at Troy	3	-	3	3.0-22	2.0-16	-	-	2	-
at Utah State	2	2	4	2.0-5	-	-	-	-	-
South Alabama	2	1	3	1.5-7	1.5-7	-	1	-	-
Georgia Southern	2	2	4	1.5-5	-	-	-	-	-
at Marshall	2	4	6	1.5-4	-	-	-	-	-
Old Dominion	3	4	7	1.0-0	1.0-0	-	1	1	-
at Georgia State	1	1	2	1.5-9	1.0-7	-	-	-	-
UConn	2	1	3	1.0-3	-	-	-	-	-
Appalachian State	3	3	6	1.0-2	-	-	-	-	-
at Coastal Carolina	2	1	3	1.0-5	1.0-5	-	-	1	-
Season	27	25	52	18.5-81	7.5-46	-	2	4	-

2022 (at James Madison)

Opponent	Solo	Ast	Ttl	TFL	Sacks	Int-Yds	PBU	FF	FR-Yds
Middle Tennessee	3	1	4	1.0-3	1.0-3	-	-	-	-
Norfolk State	-	1	1	0.5-1	-	-	-	-	-
at Appalachian State	1	1	2	1.0-5	1.0-5	-	-	1	-
Texas State	1	2	3	1.0-4	1.0-4	-	-	-	-
at Arkansas State					-DNP (Injury)-				
at Georgia Southern					-DNP (Injury)-				
Marshall					-DNP (Injury)-				
at Louisville	2	2	4	1.0-11	1.0-11	-	-	-	-
at Old Dominion					-DNP (Injury)-				
Georgia State					-DNP (Injury)-				
Coastal Carolina					-DNP (Injury)-				
Season	7	7	14	4.5-24	4.0-23	-	-	1	-

2021 (at James Madison)

Missed the season due to injury.

2020 (at James Madison)

Opponent	Solo	Ast	Ttl	TFL	Sacks	Int-Yds	PBU	FF	FR-Yds
Morehead State	1	2	3	1.0-10	1.0-10	-	-	-	-
Robert Morris	1	3	4	0.5-1	-	-	-	-	-
at Elon	1	1	2	1.5-5	0.5-4	-	-	-	-
at William & Mary	1	1	2	1.0-5	1.0-5	-	-	-	-
Richmond	-	2	2	0.5-0	0.5-0	-	-	-	-
VMI	1	2	3	-	-	-	-	-	-
North Dakota					-DNP (Injury)-				
vs. Sam Houston					-DNP (Injury)-				
Season	5	11	16	4.5-21	3.0-19	-	-	-	-





DL MARIO LANDINO

6-4 || 284 || SO.
MACUNGIE, PA.

97

Pronunciation (hometown): Hometown: muh-kunn-G | High School: em-ay-iss

Career Notes & Records

Appeared in 26 of 27 career games with nine starts ... Lone missed game came due to injury in 2024 ... Made first collegiate start at Oregon (10/11) in 2025 ... One of 12 true freshmen to debut in 2024 and one of five not to redshirt.

2025 (Sophomore Season)

Season: Appeared in all 14 games with nine starts ... First collegiate start came at Oregon (10/11) in Week 7.

Kennesaw State (9/6): Made two assisted tackles. **Indiana State (9/12):** First career sack came as part of a three-tackle effort ... Totaled 1.5 tackles for loss ... Combined with Hosea Wheeler on a second-quarter tackle for loss, the first of his career ... Posted a solo sack in the third quarter for his first quarterback takedown. **Illinois (9/20):** Part of a defense that held Illinois to just 2 yards rushing - the sixth-fewest yards rushing allowed since at least 1950 ... Contributed to the third-most sacks (7.0) in a Big Ten game since the FBS began tracking the statistic in 2000 ... Three of four tackles went for a loss ... Combined with Stephen Daley on a second-quarter sack ... Teamed with Kellan Wyatt later in the second quarter on a sack ... Forced a punt on Illinois first possession of the second half with a solo sack of Luke Altmeyer. **at Iowa (9/27):** Made two tackles. **at Oregon (10/11):** Made first career start ... Part of a defense that limited Oregon's offense to its fewest yards of total offense since 2021 versus Utah in the Pac-12 Championship Game ... Helped Indiana sack Oregon quarterback Dante Moore six times after the Ducks had only allowed one sack through its first five games ... Made four tackles with 1.0 sack ... Combined with Kellan Wyatt for a sack on the first play of the game ... Met Aiden Fisher at the quarterback in the fourth quarter. **UCLA (10/25):** Chipped in one stop ... Broke up one pass. **at Maryland (11/1):** Had one tackle. **at Penn State (11/8):** Made two tackles ... Combined with Hosea Wheeler on a first-quarter tackle for loss. **Wisconsin (11/15):** Chipped in two stops. **at Purdue (11/28):** Posted one tackle. **vs. Ohio State (12/6):** Lone tackle was a solo sack in the third quarter. **vs. Alabama (1/1):** Had one stop ... Broke up one pass.

LANDINO'S CAREER STATS

	GP/GS	Solo	Ast	Ttl	TFL	Sacks	Int-Yds	PBU	FF	FR-Yds
2024	12/-	6	3	9	2.0-8	0.5-4	-	-	1	-
2025	14/9	9	16	25	6.0-36	5.0-34	-	3	-	-
Career	26/9	15	19	34	8.0-44	5.5-38	-	3	1	-

LANDINO'S CAREER GAME-BY-GAME

2025

Opponent	Solo	Ast	Ttl	TFL	Sacks	Int-Yds	PBU	FF	FR-Yds
Old Dominion	-	-	-	-	-	-	-	-	-
Kennesaw State	-	2	2	-	-	-	-	-	-
Indiana State	2	1	3	1.5-10	1.0-9	-	-	-	-
Illinois	1	3	4	2.0-15	2.0-15	-	1	-	-
at Iowa	1	1	2	-	-	-	-	-	-
at Oregon	1	3	4	1.0-5	1.0-5	-	-	-	-
Michigan State	-	-	-	-	-	-	-	-	-
UCLA	-	1	1	-	-	-	1	-	-
at Maryland	1	-	1	-	-	-	-	-	-
at Penn State	-	2	2	0.5-1	-	-	-	-	-
Wisconsin	-	3	3	-	-	-	-	-	-
at Purdue	1	-	1	-	-	-	-	-	-
vs. Ohio State	1	-	1	1.0-5	1.0-5	-	-	-	-
vs. Alabama	1	-	1	-	-	-	1	-	-
Season	9	16	25	6.0-36	5.0-34	-	3	-	-

2024

Opponent	Solo	Ast	Ttl	TFL	Sacks	Int-Yds	PBU	FF	FR-Yds
FIU	-	1	1	0.5-0	-	-	-	-	-
Western Illinois	-	-	-	-	-	-	-	-	-
at UCLA	-	-	-	-	-	-	-	-	-
Charlotte	1	-	1	1.0-4	-	-	-	1	-
Maryland	-	-	-	-	-	-	-	-	-
at Northwestern	-	-	-	-	-	-	-	-	-
Nebraska	-	-	-	-	-	-	-	-	-
Washington	-	1	1	0.5-4	0.5-4	-	-	-	-
at Michigan State	1	1	2	-	-	-	-	-	-
Michigan	-	-	-	-	-	-	-	-	-
at Ohio State	-	-	-	-	-	-	-	-	-
Purdue	2	-	2	-	-	-	-	-	-
at Notre Dame	2	-	2	-	-	-	-	-	-
Season	6	3	9	2.0-8	0.5-4	-	-	1	-



LS MARK LANGSTON

6-0 || 222 || R-SR.+
SAVANNAH, GA.

47

Career Notes & Records

Earned his bachelor's degree in professional sales from Georgia State ... Currently working on his MBA in data analytics at Indiana's Kelley School of Business ... Appeared in 49 career games at long snapper ... Played in 22 games over three seasons at Georgia Southern (2021-23) ... Spent first two collegiate seasons at Kennesaw State (2019-20) and did not appear in a game ... Owns four career tackles ... Earned honorable mention All-Big Ten from the conference coaches and media in 2024.

2025 (Redshirt-Senior+ Season)

Season: Started all 14 games at long snapper.

Awards: Tabbed first-team All-Big Ten long snapper by both the conference coaches and media panels.



OL EVAN LAWRENCE

6-6 || 306 || R-FR.
DANVILLE, IND.

71

2025 (Redshirt-Freshman Season)

Season: Appeared in seven games ... Made collegiate debut against Kennesaw State (9/6) in Week 2 ... One of six non-true freshmen to make collegiate debut.

Kennesaw State (9/6): Made collegiate debut on offense in the fourth quarter. **Indiana State (9/12):** Saw extended time in the second half ... Helped pave the way for Khobie Martin's first-career 100-yard rushing game - all coming in the second half ... Part of an offensive line unit that paved the way for IU's third-straight 300-yard rushing effort to mark the first time since 2001 the program ran for 300-plus yards in three straight games. **Illinois (9/20):** Saw snaps on offense in the fourth quarter. **at Maryland (11/1):** Saw extended time on the offensive line in the fourth quarter ... Part of the eight-play, 93-yard scoring drive in the fourth quarter that ended with a 1-yard touchdown rush by Khobie Martin. **at Purdue (11/28):** Played the final four drives of the game ... Helped offense gain 181 yards with two scoring drives.



OL AUSTIN LEIBFRIED

6-6 || 306 || R-FR.
MOUNT HOREB, WIS.

70

Career Notes & Records

Appeared in 13 career games ... Made collegiate debut in the season opener versus FIU (8/31) in 2024 and saw action in four games ... One of 12 true freshmen to debut in 2024.

2025 (Redshirt-Freshman Season)

Season: Appeared in nine games.

Kennesaw State (9/6): Made season debut. **Indiana State (9/12):** Saw extended time in the second half ... Helped pave the way for Khobie Martin's first-career 100-yard rushing game - all coming in the second half ... Part of an offensive line unit that paved the way for IU's third-straight 300-yard rushing effort to mark the first time since 2001 the program ran for 300-plus yards in three straight games. **Illinois (9/20):** Saw snaps on offense in the fourth quarter. **at Maryland (11/1):** Saw extended time on the offensive line in the fourth quarter ... Part of the eight-play, 93-yard scoring drive in the fourth quarter that ended with a 1-yard touchdown rush by Khobie Martin. **at Purdue (11/28):** Played the final four drives of the game ... Helped offense gain 181 yards with two scoring drives.



OL BRAY LYNCH

6-5 || 312 || R-JR.
AUSTIN, TEXAS

74

Career Notes & Records

Appeared in 36 career games with 27 starts ... Part of an offensive line that was named semifinalist for the Joe Moore Award in back-to-back seasons (2024 & 2025), with finalist honors in 2025.

2025 (Redshirt-Junior Season)

Season: Started all 14 games at right guard ... Part of an offensive line unit that paved the way for four-straight 300-yard rushing efforts to start the season - a program-record streak and longest Power 4 stretch since Baylor in 2017 ... Six 300-yard rushing games are the most in a single season in Indiana history ... Helped IU post multiple rushing touchdowns in 10 of 14 games in 2025.

Awards: Part of an offensive line that earned Joe Moore Award finalist recognition.

Old Dominion (8/30): Blocked for 502 yards of total offense with 309 on the ground ... The 309 rushing yards were the most in a season opener since 2014 (455, Indiana State) and the most against an FBS opponent since 2016 (414, Maryland) ... Paved the way for Roman Hemby's first 100-yard rushing game as a Hoosier and eighth of his career. **Kennesaw State (9/6):** Paved the way for 593 yards of total offense and eight total touchdowns ... Protected Fernando Mendoza to the tune of 245 yards passing and four touchdown throws ... Helped IU post its second-straight 300-plus yard rushing effort with 313 yards on the ground. **Indiana State (9/12):** Helped pave the way for Khobie Martin's first-career 100-yard rushing game - all coming in the second half ... Part of an offensive line unit that paved the way for 301 yards rushing and three rushing scores. **Illinois (9/20):** Part of a unit that helped the offensive pile up 579 yards of total offense, which included 312 yards rushing ... The rushing effort marked a program-record four-straight games with at least 300 yards rushing ... Part of Khobie Martin's second-straight 100-yard rushing effort. **at Iowa (9/27):** Protected Fernando Mendoza to the tune of 233 yards passing and two touchdowns. **Oregon (10/11):** Helped the offense gain 326 yards of total offense with two rushing touchdowns and one passing score ... Cleared the way for two Roman Hemby rushing scores ... Protected Fernando Mendoza for 215 yards passing and just one sack in the game. **Michigan State (10/18):** Kept a clean pocket with no sacks allowed ... Protected Fernando Mendoza to the tune of 24-of-28 passing (.857) and his first 300-yard passing game as a Hoosier (332) ... Helped the rushing attack gain 132 yards with one rushing score. **UCLA (10/25):** Helped Indiana not allow a sack for the second-straight Big Ten game, the second-straight season with back-to-back clean pockets and just the third since a five-game stretch in 2001 ... IU gained 475 yards of total offense (262 rushing, 213 passing) with four rushing touchdowns and three passing scores. **at Maryland (11/1):** Helped Indiana gain 588 yards of total offense - the ninth-most in a Big Ten game in program history ... Paved the way for 367 yards rushing to mark the program-record fifth 300-yard rushing games of the season ... Helped Kaelon Black earn his first 100-yard rushing game as a Hoosier with 110 yards. **at Penn State (11/8):** Made first collegiate start ... Paved the way for 108 yards rushing and two scores ... Part of Indiana's first game-winning touchdown drive with 2:00 or less remaining in regulation since 1998. **Wisconsin (11/15):** Protected Fernando Mendoza to the tune of 299 yards passing and four touchdown passes. **at Purdue (11/28):** Part of an offensive that gained 548 yards and eight total scoring drives in the game ... Blocked for 355 yards rushing and five scores on the ground ... Opened the lane for Roman Hemby's Old Oaken Bucket Game record 82-yard rushing score. **vs. Ohio State (12/6):** Part of an offensive line that produced just the most yards of total offense allowed by Ohio State (340) and just the second game of 300-plus yards of total offense this season. **vs. Alabama (1/1):** Helped pave the way for 215 yards rushing and two scores on the ground ... Protected Fernando Mendoza to the tune of 14-of-16 passing and three touchdown passes.



OL MATT MAREK

6-3 || 308 || FR.
ORLAND PARK, ILL.

77

2025 (Freshman Season)

Season: Appeared in three games ... Made collegiate debut against UCLA (10/25) ... One of 12 true freshmen to make collegiate debut.

UCLA (10/25): Made collegiate debut. **at Maryland (11/1):** Saw extended time on the offensive line in the fourth quarter ... Part of the eight-play, 93-yard scoring drive in the fourth quarter that ended with a 1-yard touchdown rush by Khobie Martin. **at Purdue (11/28):** Played the fourth quarter ... Helped the offense gain 102 yards of total offense with one touchdowns drive.



RB KHOBE MARTIN

6-0 || 208 || R-FR.
FISHERS, IND.

28

2025 (Redshirt-Freshman Season)

Season: Appeared in 13 games ... First collegiate touchdown came as part of a multi-touchdown game against Indiana State (9/12) in Week 3 ... Owns two 100-yard rushing games.

Old Dominion (8/30): Saw time on special teams. **Kennesaw State (9/6):** Carried twice for 6 yards in the fourth quarter. **Indiana State (9/12):** Produced first-career 100-yard rushing game playing just the final three drives of the game ... Carried 11 times for 109 yards and first two collegiate touchdowns ... First collegiate touchdown came on a 20-yard rush in the third quarter ... Capped the scoring with a 1-yard run in the fourth quarter. **Illinois (9/20):** Rushed for 107 yards on 12 carries with two touchdowns ... Broke a 31-yard touchdown run at the start of the fourth quarter ... Capped the scoring with an 8-yard scoring tote. **Michigan State (10/18):** Gained 40 yards on six carries in the fourth quarter. **UCLA (10/25):** Carried nine times for 26 yards ... Caught first collegiate pass for 14 yards. **at Maryland (11/1):** Logged 11 carries for 80 yards and one touchdown, all in the second half ... Touchdown came on a 1-yard rush in the fourth quarter to cap the scoring. **at Penn State (11/8):** Carried one time for 1 yard ... Lone carry gained a first down on fourth-and-1, which eventually led to an IU field goal. **Wisconsin (11/15):** Gained 33 yards on nine carries. **at Purdue (11/28):** Toted eight times for 51 yards and one touchdown ... Scored on a 21-yard burst in the third quarter. **vs. Alabama (1/1):** Carried four times for 11 yards.

MARTIN'S CAREER STATS - RUSHING

	GP/GS	Car	Yds	TD	Long	YPC	YPG	High
2024	2/-	14	73	-	31-WIU	5.2	36.5	57-WIU
2025	13/-	74	463	6	36-UMD	6.3	35.6	109-INST
Career	15/-	88	536	6	36-UMD	6.1	35.7	109-INST

MARTIN'S CAREER STATS - RECEIVING

	GP/GS	Rec	Yds	TD	Long	RPG	YPR	YPG	High
2024	2/-	-	-	-	-	-	-	-	-
2025	13/-	1	14	-	14-UCLA	0.1	14.0	1.1	14-UCLA
Career	15/-	1	14	-	14-UCLA	0.1	14.0	0.9	14-UCLA

MARTIN'S CAREER GAME-BY-GAME

2025	Opponent	Rushing				Receiving			
		No.	Yds	TD	Lg	No.	Yds	TD	Lg
	Old Dominion	-	-	-	-	-	-	-	-
	Kennesaw State	2	6	-	4	-	-	-	-
	Indiana State	11	109	2	22	-	-	-	-
	Illinois	12	107	2	31	-	-	-	-
	at Iowa	-	-	-	-	-	-	-	-
	at Oregon	-	-	-	-	-	-	-	-
	Michigan State	6	40	-	22	-	-	-	-
	UCLA	9	26	-	6	1	14	-	14
	at Maryland	11	80	1	36	-	-	-	-
	at Penn State	1	1	-	1	-	-	-	-
	Wisconsin	9	33	-	7	-	-	-	-
	at Purdue	8	51	1	21	-	-	-	-
	vs. Ohio State	-	-	-	-	-	-	-	-
	vs. Alabama	4	11	-	4	-	-	-	-
Season		74	463	6	36	1	14	-	14

2024

Appeared in two games ... Made collegiate debut in Week 2 versus Western Illinois (9/6) ... One of 12 true freshmen to debut in 2024 ... Carried eight times for 59 yards in collegiate debut versus Western Illinois (9/6) ... Had six carries for 16 yards versus Charlotte (9/21).



P MITCH McCARTHY

6-5 || 233 || SR.
MELBOURNE, AUSTRALIA

44

Career Notes & Records

Appeared in 49 career games ... Played in 37 games over three seasons at UCF ... Landed 50 punts inside the 20-yard line.

NCAA Active Leaders (as of Jan. 5): Ranks No. 40 in FBS and No. 11 in the Big Ten in punting average (42.4).

2025 (Senior Season)

Season: Appeared in 12 games with nine games at punter ... Missed two games due to injury (Week 2-3) ... Did not punt in Week 8 against Michigan State for IU's first game without a punt in Big Ten play since 1989 versus Northwestern.

Old Dominion (8/30): Made Indiana debut ... Hit one punt for 47 yards ... Lone punt was downed inside the 20-yard line. **Illinois (9/20):** Held for all placements on special teams. **at Iowa (9/27):** Hit four punts for a 38.8 yard average ... Landed two punts inside the 20-yard line. **at Oregon (10/11):** Punted five times for an average of 38.4 yards per punt ... Pinned one punt inside the 20-yard line. **UCLA (10/25):** Hit one punt for 50 yards. **at Maryland (11/1):** Lone punt went for 36 yards. **at Penn State (11/8):** Hit four punts with an average of 40.5 yards per punt ... One punt landed inside the 20-yard line. **Wisconsin (11/15):** Hit four punts for a 34.2 average ... One punt was fair caught. **at Purdue (11/28):** Averaged 47.2 yards on eight punts ... Pinned two punts inside the Purdue 15-yard line. **vs. Ohio State (12/6):** Pinned three punts inside the 20-yard line, with all three landing inside the 15 ... Averaged 35.7 yards on three punts. **vs. Alabama (1/1):** Hit two punts for 41.5 yards per punt ... Pinned one punt inside the 20-yard line.

MCCARTHY'S CAREER STATS - PUNTING (* - UCF)

	GP	No	Yds	Long	YPP	TB	FC	I20	50+	Blkd
2022*	12/-	39	1,698	60-DUK	43.5	-	16	13	9	-
2023*	13/-	36	1,485	64-CIN	41.3	2	15	9	5	-
2024*	12/-	40	1,765	56-ISU	44.1	2	26	17	5	-
2025	12/-	29	1,158	52-PUR	39.9	-	9	11	2	-
IU	12/-	29	1,158	52-PUR	39.9	-	9	11	2	-
Career	49/-	144	6,106	64-CIN	42.4	4	66	50	21	-

MCCARTHY'S CAREER GAME-BY-GAME

2025

Oponent	No	Avg	Long	Yds	TB	FC	I20	50+	Blkd
Old Dominion	1	47.0	47	47	-	-	1	-	-
Kennesaw State	-	-	-	-DNP (Injury)-	-	-	-	-	-
Indiana State	-	-	-	-DNP (Injury)-	-	-	-	-	-
Illinois	-	-	-	-	-	-	-	-	-
at Iowa	4	38.8	44	155	-	1	2	-	-
at Oregon	5	38.4	41	192	-	2	1	-	-
Michigan State	-	-	-	-	-	-	-	-	-
UCLA	1	50.0	50	50	-	-	-	1	-
at Maryland	1	36.0	36	36	-	-	-	-	-
at Penn State	4	40.5	45	162	-	1	1	-	-
Wisconsin	4	34.2	48	137	-	1	-	-	-
at Purdue	4	47.2	52	189	-	1	2	1	-
vs. Ohio State	3	35.7	44	107	-	2	3	-	-
vs. Alabama	2	41.5	44	83	-	1	1	-	-
Season	29	39.9	52	1,158	-	9	11	2	-

2024 (at UCF)

Oponent	No	Avg	Long	Yds	TB	FC	I20	50+	Blkd
New Hampshire	2	37.5	41	75	-	2	2	-	-
Sam Houston	2	39.0	42	78	-	1	1	-	-
at TCU	3	50.7	51	152	-	-	1	3	-
Colorado	3	42.3	47	127	-	2	1	-	-
at Florida	3	46.3	49	139	-	3	-	-	-
Cincinnati	3	46.3	52	139	-	2	-	1	-
at Iowa State	9	45.2	56	407	1	5	2	1	-
BYU	4	43.5	46	174	-	3	3	-	-
Arizona	1	40.0	40	40	-	1	1	-	-
at Arizona State	1	48.0	48	48	-	-	1	-	-
at West Virginia	4	44.0	47	176	-	4	2	-	-
vs. Utah	5	42.0	49	210	1	3	3	-	-
Season	40	44.1	56	1,765	2	26	17	5	-

2023 (at UCF)

Oponent	No	Avg	Long	Yds	TB	FC	I20	50+	Blkd
Kent State	1	42.0	42	42	-	1	-	-	-
at Boise State	2	46.5	54	93	-	1	1	1	-
Villanova	3	48.0	52	144	1	1	1	2	-
at Kansas State	2	39.0	42	78	-	1	1	-	-
Baylor	2	34.0	49	68	-	-	-	-	-
at Kansas	4	37.0	42	148	-	1	1	-	-
at Oklahoma	7	39.0	49	273	-	2	1	-	-
West Virginia	1	36.0	36	36	-	1	-	-	-
at Cincinnati	4	43.0	64	172	-	3	1	1	-
Oklahoma State	3	44.3	45	133	-	3	1	-	-
at Texas Tech	3	43.6	50	131	-	1	2	1	-
Houston	1	33.0	33	33	1	-	-	-	-
vs. Georgia Tech	3	44.6	47	134	-	-	-	-	-
Season	36	41.2	64	1,485	2	15	9	5	-

2022 (at UCF)

Oponent	No	Avg	Long	Yds	TB	FC	I20	50+	Blkd
South Carolina State	-	-	-	-DNP-	-	-	-	-	-
Louisville	-	-	-	-DNP-	-	-	-	-	-
at FAU	1	46.0	46	46	-	-	-	-	-
Georgia Tech	3	43.6	54	131	-	-	1	1	-
SMU	5	41.4	48	207	-	1	1	-	-
Temple	1	40.0	40	40	-	1	-	-	-
at East Carolina	2	43.0	43	86	-	1	-	-	-
Cincinnati	5	40.6	52	203	-	3	2	1	-
at Memphis	4	44.2	53	177	-	2	1	1	-
at Tulane	2	29.0	31	58	-	1	1	-	-
Navy	4	48.2	56	193	-	1	3	3	-
at USF	1	46.0	46	46	-	1	-	-	-
at Tulane	7	46.0	52	322	-	3	2	2	-
vs. Duke	4	47.2	60	189	-	2	2	1	-
Season	39	43.5	60	1,698	-	16	13	9	-



LB KADEN McCONNELL


6-2 || 229 || R-FR.
GREENWOOD, IND.

38

2025 (Redshirt-Freshman Season)

Season: Appeared in three games ... Made collegiate debut against Michigan State (10/18) in Week 8 ... One of six non-true freshmen to make collegiate debut.

Michigan State (10/18): Made collegiate debut on special teams in the fourth quarter.



QB ALBERTO MENDOZA

6-2 || 207 || R-FR.
MIAMI, FLA.

16

Career Notes & Records

Appeared in 10 career games ... Threw first-career touchdown pass against Kennesaw State (9/6) in 2025 ... Combined with brother, Fernando, against Kennesaw State to become the first set of brothers to throw touchdown passes for the same team in the same FBS game since Brady and Austin Allen of Arkansas in 2015 versus UT Martin.

2025 (Redshirt-Freshman Season)

Season: Appeared in nine games.

Kennesaw State (9/6): Went 3-for-3 passing for 35 yards and one touchdown ... Connected with Charlie Becker on a fourth-quarter touchdown pass of 6 yards - the first of his career ... Combined with brother, Fernando, against Kennesaw State to become the first set of brothers to throw touchdown passes for the same team in the same FBS game since Brady and Austin Allen of Arkansas in 2015 versus UT Martin. **Indiana State (9/12):** Completed 6-of-9 passes for 104 yards and two touchdowns ... Carried twice for 17 yards ... Connected with Omar Cooper Jr. on a third-quarter 58-yard touchdown pass ... Hit Jonathan Brady with a 12-yard touchdown pass in the third quarter. **Illinois (9/20):** Appeared in the second half and led one scoring drive ... Did not attempt a pass ... Gained 14 yards on one rush. **UCLA (10/25):** Played the entire fourth quarter ... Completed 4-of-7 passes for 45 yards ... Rushed four times for 39 yards and one touchdown ... Carried for a 4-yard touchdown on the first possession of the fourth quarter. **at Maryland (11/1):** Completed both passes for 20 yards and one touchdown ... Lone rushing attempt netted 53 yards ... Connected with Jonathan Brady on a 6-yard touchdown pass on the first drive of the fourth quarter. **at Purdue (11/28):** Produced 135 yards of total offense with 76 passing and 59 rushing ... Connected with Davion Chandler on a 65-yard touchdown in the fourth quarter ... Burst through on a 58-yard rush in the third quarter. **vs. Ohio State (12/6):** Appeared on the second offensive play of the game after Fernando Mendoza was injured on the game's opening play. **vs. Alabama (1/1):** Gained 6 yards on two carries in the fourth quarter.

A. MENDOZA'S CAREER STATS - PASSING

	GP/GS	C	A	INT	Yds	TD	Long	CMP%	YPC	YPG	High
2024	1/-	1	1	-	6	-	6-WIU	1.000	6.0	6.0	6-WIU
2025	9/-	18	24	1	286	5	65-PUR	.750	15.9	31.8	104-INST
Career	10/-	19	25	1	292	5	65-PUR	.760	15.4	29.2	104-INST

A. MENDOZA'S CAREER STATS - RUSHING


	GP/GS	Car	Yds	TD	Long	YPC	YPG	High
2024	1/-	2	(-3)	-	2-WIU	(-1.5)	(-3.0)	-
2025	9/-	13	190	1	58-PUR	14.6	21.1	59-PUR
Career	10/-	15	187	1	58-PUR	12.5	18.7	59-PUR

A. MENDOZA'S CAREER GAME-BY-GAME - PASSING

Opponent	C	A	INT	Yds	TD	Long	CMP%	YPC
Old Dominion					-DNP-			
Kennesaw State	3	3	-	35	1	17	1.000	11.7
Indiana State	6	9	-	104	2	58	.750	17.3
Illinois	-	-	-	-	-	-	-	-
at Iowa					-DNP-			
at Oregon					-DNP-			
Michigan State					-DNP-			
UCLA	4	7	1	45	-	22	.571	11.3
at Maryland	2	2	-	20	1	14	1.000	10.0
at Penn State					-DNP-			
Wisconsin	1	1	-	6	-	6	1.000	6.0
at Purdue	2	2	-	76	1	65	1.000	38.0
vs. Ohio State	-	-	-	-	-	-	-	-
vs. Alabama	-	-	-	-	-	-	-	-
Season	19	25	1	292	5	65-PUR	.750	15.9

2024

Appeared in one game ... Made collegiate debut in Week 2 versus Western Illinois (9/6) ... One of 12 true freshmen to debut in 2024.



QB FERNANDO MENDOZA

6-5 II 225 II R-JR.
MIAMI, FLA.

15

Career Notes & Records

Indiana's first Heisman Trophy winner ... Tabbed winner of Maxwell and Walter Camp Award ... Earned his bachelor's degree in business administration from Cal in three years ... Paid for his final two class at Cal in summer of 2025 while already enrolled at Indiana ... Appeared in 34 career games with 33 starts ... Played in 20 games with 19 starts over three seasons at California (2022-24) and redshirted initial collegiate season ... Threw first touchdown pass as a Hoosier against Kennesaw State (9/6) in Week 2 ... Combined with brother, Alberto, against Kennesaw State to become the first set of brothers to throw touchdown passes for the same team in the same FBS game since Brady and Austin Allen of Arkansas in 2015 versus UT Martin ... Third Hoosier to earn Big Ten Offensive Player of the Year with **Anthony Thompson** (1988 & 1989) and **Antwaan Randle El** (2001) ... Just the seventh IU signal caller and first since Randle El in 2001 to earn first-team All-B1G honors ... Is just the third time since 1950 a Hoosier took the first team spot at quarterback along with Randle El and **Harry Gonso** (1967). **Cal Records:** Finished career as the all-time leader in completion percentage (66.4%) and tied for No. 7 in 250-yard passing games (10) at Cal ... Equaled the marks of Gale Gilbert (10; 1980-84) and Aaron Rodgers (10; 2003-04) in career 250-yard passing games at Cal. **Game:** Set Indiana single-game mark for completion percentage at .950 (19-of-20) when he hit his first 14 passes to start the game versus Indiana State (9/12) ... Also ranks No. 2 (.917; Wisconsin), No. 3 (.913; Illinois) and T-No. 4 (.857; Michigan State) on the completion percentage charts (min. 20 attempts) ... Tied for No. 4 on the single-game touchdown passes chart with five against Indiana State (9/12) ... Accounted for six total touchdowns (5 passing, 1 rushing) against Indiana State (9/12) to tie **Bob Hoernschmeyer** (6 passing; at Nebraska, 1943), **Levron Williams** (6 rushing; at Wisconsin, 2001), **Tre Roberson** (6 passing; Purdue, 2013) and **Kurtis Rourke** (6 passing; Purdue, 2024) for the program single-game mark ... Set the Rose Bowl Game record for completion percentage (.875) and passer rating (250.17). **Season:** Broke **Kellen Lewis'** (38; 2006-08) single-season mark for most touchdowns accounted for in a single season at IU against Ohio State (12/6) with No. 39 on a passing touchdown and has 42 on the year ... Is the first Hoosier with a 30-passing touchdown season and ranks No. 6 in Big Ten history for season touchdown passes (36) ... Posted the sixth 3,000-yard passing season in IU history and ranks No. 4 on the single-season list with 3,172 yards passing ... Ranks tied for No. 1 on the season list in 200-yard passing games (10). **Career:** Ranks No. 6 on the career passing touchdowns list (36).

NCAA Active Leaders (as of Jan. 5): Sits No. 4 in FBS and No. 2 in the Big Ten in completion percentage (.685) ... Ranks No. 9 nationally and No. 2 in the Big Ten in passing yards per game (231.9) ... Is No. 9 in FBS and No. 3 in the Big Ten in passing efficiency (155.47) ... Ranks tied for No. 16 in FBS and leads the Big Ten in total touchdowns responsible for (77) ... Sits tied for No. 23 nationally, No. 7 among juniors and No. 3 in the Big Ten in passing completions (652) ... Currently No. 24 nationally and No. 6 in the Big Ten in yards passing (7,884) ... Is No. 27 nationally and No. 5 in the Big Ten in total offense (8,337).

2025 (Redshirt-Junior Season)

Season: Started all 14 games ... Leads the FBS in passing touchdowns (36) ... Leads Power 4 and tied for FBS lead in touchdowns accounted for (42) ... Made Indiana debut in a start of the season opener against Old Dominion (8/30) ... Has not played five total quarters on the season (3rd & 4th, Indiana State; 4th, Illinois; 4th, UCLA; 4th, at Purdue) based on game situation.

Notes to Know: Became Indiana's first-ever Heisman Trophy winner and the first in the Big Ten since 2006 (**Troy Smith**, Ohio State) ... Is the second Hoosier to earn the Maxwell Award and Walter Camp Award, joining running back **Anthony Thompson** (1989) ... First IU quarterback to earn the Davey O'Brien Award ... Third Big Ten quarterback since 2000 with three-straight games of at least four passing touchdowns and zero interceptions - **C.J. Stroud** (Ohio State; 2021) and **Kyle Orton** (Purdue; 2004, four straight) ... Only FBS quarterback since at least 1996 with multiple games of at least 90 percent completion and four touchdown passes versus Power 4 opponents ... Only FBS quarterback with five games of 4-plus touchdown passes and zero interceptions ... Leads the FBS in highest percentage of passes that result in a touchdown at 10.8%, over one point higher than the next closest passer (Julian Sayin, Ohio State; 8.7%).

Awards: Season: Winner of the Heisman Trophy, Maxwell Award and Walter Camp National Player of the Year awards ... Earned the Davey O'Brien Award ... Named to the Johnny Unitas Golden Arm Award Top 5 ... Finalist for the Manning Award ... Named first-team All-America from the Associated Press, American Football Coaches Association, Football Writers Association of America and Walter Camp Football Foundation ... Tabbed second-team All-America by The Sporting News ... Also earned All-America accolades from The Athletic (1st), Pro Football Focus (1st), Sports Illustrated (1st), CBS Sports (2nd) and On3 (2nd) ... Earned Grange-Griffin Big Ten Championship Game MVP ... Named the Graham-George Offensive Player of the Year and Griese-Brees Quarterback of the Year ... Selected first-team All-Big Ten by the conference media and coaches panels. **Weekly:** Tabbed Named the Maxwell Award National Player of the Week, AP National Player of the Week, Davey O'Brien National Quarterback of the Week and Big Ten Co-Player of the Week after a Week 4 victory over Illinois (9/20) ... Added East-West Shrine Bowl Monday Morning Quarterback, Senior Bowl Stock Up Player of the Week and Manning Awards Stars of the Week honors following Week 4 ... Earned Davey O'Brien Award Great 8 following Week 7 ... Honored with Big Ten's Co-Offensive Player of the Week after Week 12 against Wisconsin (11/15) ... Selected to Davey O'Brien Great 8 and Manning Award Starts of the Week honor rolls after Week 12 against the Badgers.

Old Dominion (8/30): Made Indiana debut and produced 226 yards of total offense ... Completed 18-of-31 passes for 193 yards passing ... Rushed six times for 33 yards and one touchdown ... Scored IU's first offensive touchdown with a 5-yard touchdown run in the second quarter. **Kennesaw State (9/6):** Completed 18-of-25 passes for 245 yards and four touchdowns ... Rushed three times for 20 yards ... First touchdown pass as a Hoosier came to Elijah Sarratt from 9 yards out in the first quarter ... Also found Sarratt on touchdown passes of 3 and 20 yards ... Fourth touchdown pass went to E.J. Williams Jr. in the fourth quarter ... Combined with brother, Fernando, against Kennesaw State to become the first set of brothers to throw touchdown passes for the same team in the same FBS game since Brady and Austin Allen of Arkansas in 2015 versus UT Martin. **Indiana State (9/12):** Completed first 14 passes of the game on the way to IU's single-game completion percentage mark (.950) on 19-of-20 passing ... Threw for 270 yards and five touchdowns ... Rushed six times for 19 yards and one touchdown ... Opened the scoring with a 7-yard touchdown run ... Touchdown passes covered 13, 13, 18, 4 and 31 yards - all in the first half ... Six touchdowns accounted for tied the program record with four other Hoosiers. **Illinois (9/20):** Connected on 21-of-23 passes for 267 yards and five touchdowns ... 16 of his 21 completions went for a first down or touchdown ... Completed his final 15 passes of the game ... His .910 completion percentage ranks No. 3 on the IU single-game completion percentage charts ... Rushed seven times for 4 yards (two sacks went for minus-14 yards) ... Hit Omar Cooper Jr. for an 11-yard touchdown pass in the first quarter ... Found three different receivers for touchdown passes in the second quarter: E.J. Williams Jr. (11 yards), Riley Nowakowski (43 yards), Elijah Sarratt (9 yards) ... Tossed a 5-yard scoring pass to Sarratt in the third quarter. **at Iowa (9/27):** Threw for 233 yards on 13-of-23 passing with two touchdowns ... Gained 26 yards on eight rushing attempts (two sacks) ... Connected with Omar Cooper Jr. on a 14-yard touchdown pass in the first quarter to open the scoring ... Found Elijah Sarratt on a zero blitz in the fourth quarter for the 49-yard go-ahead touchdown with under 2:00 in the game. **at Oregon (10/11):** Threw for 215 yards on 20-of-31 passing and one touchdown pass ... Rushed six times for 31 yards ... Following a pick 6 by Oregon, orchestrated a 75-yard touchdown drive that gave IU a 27-20 lead and was the eventual game-winning score. **Michigan State (10/18):** Completed 24-of-28 passes for 332 yards and four touchdowns ... Did not throw an interception ... Rushed for 18 yards on five carries ... Tossed two scoring strikes in each half ... Connected with E.J. Williams Jr. (13 yards) and Elijah Sarratt (24 yards) for touchdowns in the first half ... Hit Omar Cooper Jr. on a 48-yard touchdown in the third quarter ... Final scoring pass went 27 yards to Sarratt in the third quarter. **UCLA (10/25):** Totaled 213 yards of total offense ... Passed for 168 yards on 15-of-22 passing with three touchdowns and one interception ... Gained 45 yards rushing on five carries with one touchdown ... Connected with Elijah Sarratt (13 yards) and E.J. Williams Jr. (2 yards) on second-quarter touchdown passes ... Scrambled for a 20-yard touchdown run to open the third quarter ... Hit Williams Jr. on a 62-yard touchdown pass in the third quarter. **at Maryland (11/1):** Logged 225 yards of total offense with two touchdowns accounted for ... Completed 14-of-21 passes for 201 yards and one touchdown ... Gained 24 yards on four carries with one touchdown ... Ran for a 7-yard touchdown in the first quarter to get IU on the scoreboard ... Connected with Omar Cooper Jr. on a second-quarter touchdown pass of 22 yards. **at Penn State (11/8):** Orchestrated Indiana's first game-winning touchdown drive with 2:00 or less remaining in regulation since 1998 with a 5-for-8 passing effort and 87 yards that culminated in a 7-yard touchdown pass in the back of the end zone to Omar Cooper Jr. ... Threw for 218 yards in the game on 19-of-30 passing with one touchdown and one interception ... Rushed for 20 yards on six carries and one touchdown ... Opened the scoring with an 18-yard touchdown rush in the first quarter. **Wisconsin (11/15):** Completed 22-of-24 passes for a .917 completion percentage - which is No. 3 on the IU single-game charts ... Connected on four touchdown passes to set the single-season Indiana record at 30 touchdown passes ... Hit Charlie Becker on a 31-yard scoring pass in the first quarter ... Found Holden Staes for a 2-yard touchdown pass in the third quarter ... Connected with Riley Nowakowski on a 21-yard score in the third quarter ... Hit Omar Cooper Jr. on a 5-yard touchdown strike in the fourth quarter to set the IU single-season passing touchdowns mark. **at Purdue (11/28):** Accounted for three touchdowns with two passing and one rushing - his fifth game with a rushing and passing score on the season ... Threw for

2025 INDIANA FOOTBALL

117 yards on 8-of-15 passing in the coldest game in Ross-Ade Stadium history (24 degrees) ... Ran twice for 27 yards and was not sacked ... Ran for a 7-yard touchdown in the first quarter ... Hit Elijah Sarraff on a 17-yard touchdown pass in the third quarter ... Connected with Omar Cooper Jr. on a 43-yard touchdown in the third quarter. **vs. Ohio State (12/6):** Completed 15-of-23 passes for 222 yards and one touchdown ... Hit Elijah Sarraff for a 17-yard touchdown pass in the third quarter to give Indiana the lead for good. **vs. Alabama (1/1):** Completed a Rose Bowl Game-record 87.5% of his passes for 192 yards and three touchdowns ... Connected with three different receivers for touchdowns: Charlie Becker (20; 21 yards), Omar Cooper Jr. (20; 1 yard) and Elijah Sarraff (30; 24 yards) ... Gained 16 yards on eight carries.

F. MENDOZA'S CAREER STATS - PASSING (* - Cal)

	GP/GS	C	A	INT	Yds	TD	Long	CMP%	YPC	YPG	High
2022*											-DNP (Redshirted)-
2023*	9/8	153	243	10	1,708	14	54-STAN	.630	11.2	189.8	294-STAN
2024*	11/11	265	386	6	3,004	16	66-MIA	.687	11.3	273.1	303-FSU
2025	14/14	240	332	6	3,172	36	62-UCLA	.723	13.2	226.6	332-MSU
IU	14/14	240	332	6	3,172	36	62-UCLA	.723	13.2	226.6	332-MSU
Career	34/33	658	961	22	7,884	66	66-MIA	.685	12.0	231.9	332-MSU

F. MENDOZA'S CAREER STATS - RUSHING (* - Cal)

	GP/GS	Car	Yds	TD	Long	YPC	YPG	High
2022*								-DNP (Redshirted)-
2023*	9/8	48	92	2	16-USC	1.9	10.2	48-USC
2024*	11/11	87	105	2	50-STAN	1.2	9.5	51-WF
2025	14/14	77	256	6	20-UCLA	3.3	18.3	45-UCLA
IU	14/14	77	256	6	20-UCLA	3.3	18.3	45-UCLA
Career	34/33	212	453	10	50-STAN	2.1	13.3	51-WF

F. MENDOZA'S CAREER GAME-BY-GAME - PASSING

Opponent	C	A	INT	Yds	TD	Long	CMP%	YPC
Old Dominion	18	31	-	193	-	46	.581	10.7
Kennesaw State	18	25	-	245	4	40	.720	13.6
Indiana State	19	20	-	270	5	31	.950	14.2
Illinois	21	23	-	267	5	43	.913	12.7
at Iowa	13	23	1	233	2	49	.565	17.9
at Oregon	20	31	1	215	1	29	.645	10.8
Michigan State	24	28	-	332	4	48	.857	13.8
UCLA	15	22	1	168	3	62	.682	11.2
at Maryland	14	21	1	201	1	52	.667	14.4
at Penn State	19	30	1	218	1	53	.633	11.5
Wisconsin	22	24	-	299	4	48	.917	13.6
at Purdue	8	15	-	117	2	43	.533	14.6
vs. Ohio State	15	23	1	222	1	51	.652	14.8
vs. Alabama	14	16	-	192	3	38	.875	13.7
Season	240	332	6	3,172	36	62	.723	13.2

2024 (at Cal)

Opponent	C	A	INT	Yds	TD	Long	CMP%	YPC
UC Davis	15	22	-	158	1	26	.682	10.5
at Auburn	25	36	-	233	2	25	.694	9.3
San Diego State	21	29	1	198	2	21	.724	9.4
at Florida State	22	36	1	303	-	46	.611	13.8
Miami (Fla.)	11	22	1	285	2	66	.500	26.0
at Pitt	27	37	-	272	1	27	.730	10.0
NC State	30	42	-	282	-	22	.714	9.4
Oregon State	27	36	-	364	2	40	.750	13.5
at Wake Forest	40	56	1	385	2	25	.714	9.6
Syracuse	22	34	2	225	1	24	.647	10.2
Stanford	25	36	-	299	3	36	.694	12.0
at SMU								-DNP (Illness)-
vs. UNLV								-DNP (Transfer Portal)-
Season	265	386	6	3,004	16	66	.687	11.3

2023 (at Cal)

Opponent	C	A	INT	Yds	TD	Long	CMP%	YPC
at North Texas	-	1	-	-	-	-	-	-
Auburn						-DNP-		
Idaho						-DNP-		
Washington						-DNP-		
Arizona State						-DNP-		
Oregon State	21	32	1	207	2	38	.656	9.9
at Utah	10	17	1	149	2	48	.588	14.9
USC	25	39	1	292	2	26	.641	11.7
at Oregon	18	34	1	177	-	30	.529	9.8
Washington State	14	21	-	150	2	36	.667	10.7
at Stanford	24	36	1	294	3	54	.667	12.3
at UCLA	19	30	2	178	2	49	.633	9.4
vs. Texas Tech	22	33	3	261	1	51	.667	11.9
Season	153	243	10	1,708	14	54	-	11.2



OL ZEN MICHALSKI

6-6 II 310 II R-SR.
FLOYDS KNOBB, IND.

75

Pronunciation: Zen Muh-hall-ski


Career Notes & Records

Earned his bachelor's degree in sport industry from Ohio State ... Appeared in 43 career games with five starts ... Played in 29 games with one start over four season at Ohio State (2021-24) and redshirted initial collegiate season ... Made first-career start against Nebraska (10/26) in 2024.

2025 (Redshirt Senior Season)

Season: Appeared in all 14 games with four starts ... Started games at left guard and right tackle ... Made Indiana debut on special teams in the season opener versus Old Dominion (8/30) ... Made first start as a Hoosier against Indiana State (9/12) at right tackle.

Old Dominion (8/30): Made Indiana debut on special teams. **Kennesaw State (9/6):** Saw time on special teams and in the fourth quarter on offense. **Indiana State (9/12):** Made first start as a Hoosier ... Played all four quarters ... Played first two quarters at right tackle ... Saw time at left tackle in the third and fourth quarters ... Part of an offensive line unit that paved the way for IU's third-straight 300-yard rushing effort to mark the first time since 2001 the program ran for 300-plus yards in three straight games ... Blocked for 680 yards of total offense to mark the third-highest total for the program since at least 1959 ... Helped pave the way for Khobie Martin's first-career 100-yard rushing game - all coming in the second half. **Illinois (9/20):** Saw time on offense and special teams. **at Maryland (11/1):** Helped Indiana gain 588 yards of total offense - the ninth-most in a Big Ten game in program history ... Paved the way for 367 yards rushing to mark the program-record fifth 300-yard rushing games of the season ... Helped Kaelon Black earn his first 100-yard rushing game as a Hoosier with 110 yards. **at Purdue (11/28):** Part of an offensive that gained 548 yards and eight total scoring drives in the game ... Blocked for 355 yards rushing and five scores on the ground ... Opened the lane for Roman Hemby's Old Oaken Bucket Game record 82-yard rushing score. **vs. Ohio State (12/6):** Part of an offensive line that produced just the most yards of total offense allowed by Ohio State (340) and just the second game of 300-plus yards of total offense this season.



DL J'MARI MONETTE

6-3 II 286 II R-JR.
ALEXANDRIA, LA.

90

Pronunciation: J'Mari Moe-nay

2025 (Redshirt-Junior Season)

Season: Appeared in five games.

Indiana State (9/12): Posted three tackles.

MONETTE'S CAREER STATS

	GP/GS	Solo	Ast	Ttl	TFL	Sacks	Int-Yds	PBU	FF	FR-Yds
2022										-DNP (Redshirted)-
2023										-DNP-
2024	4/-	1	-	1	1.0-3	-	-	-	-	-
2025	5/-	1	2	3	-	-	-	-	-	-
Career	9/-	2	2	4	1.0-3	-	-	-	-	-

MONETTE'S CAREER GAME-BY-GAME

Opponent	Solo	Ast	Ttl	TFL	Sacks	Int-Yds	PBU	FF	FR-Yds
Old Dominion									-DNP-
Kennesaw State	-	-	-	-	-	-	-	-	-
Indiana State	1	2	3	-	-	-	-	-	-
Illinois									-DNP-
at Iowa									-DNP-
at Oregon									-DNP-
Michigan State									-DNP-
UCLA	-	-	-	-	-	-	-	-	-
at Maryland	-	-	-	-	-	-	-	-	-
Wisconsin									-DNP-
at Purdue	-	-	-	-	-	-	-	-	-
vs. Ohio State									-DNP-
vs. Alabama									-DNP-
Season	1	2	3	-	-	-	-	-	-

2024

Appeared in four games ... Made collegiate debut against FIU (8/31) ... First collegiate tackle came against Western Illinois (9/6) on a solo tackle for loss.



DB LOUIS MOORE

5-11 || 200 || R-SR+
MESQUITE, TEXAS

III 7

Career Notes & Records

Earned undergraduate degree in interdisciplinary studies from Ole Miss ... Appeared in 49 career games with 26 starts ... Appeared in 24 games in his first stop at Indiana (2022-23) with 10 starts ... Played in 11 games with two starts in one season at Ole Miss (2024) ... Spent three seasons at Navarro Community College (2019-21) prior to enrolling at Indiana ... First collegiate start came against Ohio State (9/2) in 2023 ... First-career interception came as part of a two-interception game versus Akron (9/23) in 2023 ... Owns five career 10-tackle games (1, 2025; 1, 2024; 3, 2023) ... All nine career interceptions have come at Indiana, with five at Memorial Stadium.

NCAA Active Career Leaders: Sits tied for No. 10 in FBS and No. 4 in the Big Ten in interceptions (9).

2025 (Redshirt-Senior+ Season)

Season: Started all 14 games.

Awards: Tabbed second-team All-America by the Associated Press ... Also earned All-America honors from CBS Sports (1st), On3 (1st) and Sports Illustrated (1st) ... Earned first-team All-Big Ten from the conference coaches and second-team All-Big Ten from the media panel.

Old Dominion (8/30): Led the team with seven tackles and one interception ... Intercepted a second-quarter pass and returned it 17 yards to set up IU's first offensive touchdown of the season. **Kennesaw State (9/6):** Posted seven stops ... Grabbed second interception of the season in the third quarter and returned it 24 yards to set up an Indiana touchdown drive ... Added 1.5 tackles for loss ... Combined with Kellan Wyatt on a first-quarter tackle for loss ... Posted a solo stop behind the line in the third quarter. **Indiana State (9/12):** Had three tackles. **Illinois (9/20):** Part of a defense that held Illinois to just 2 yards rushing - the sixth-fewest yards rushing allowed since at least 1950 ... Posted a team-high six tackles ... Broke up one pass. **at Iowa (9/27):** Chipped in six tackles ... Intercepted Hank Brown in Indiana territory in the fourth quarter. **at Oregon (10/11):** Part of a defense that limited Oregon's offense to its fewest yards of total offense since 2021 versus Utah in the Pac-12 Championship Game ... Totaled eight tackles ... Intercepted a Dante Moore pass that was batted at the line by Stephen Daley and led to a Nico Radicic field goal that made it a two-possession game, 30-20, with 2:06 left in the fourth quarter. **Michigan State (10/18):** Totaled 11 tackles with 0.5 tackle for loss ... Combined with Rolijah Hardy on a second-quarter tackle for loss. **UCLA (10/25):** Totaled six tackles. **at Maryland (11/1):** Chipped in two tackles ... Intercepted a pass in the second quarter that led to an IU touchdown pass. **at Penn State (11/8):** Made four tackles. **Wisconsin (11/15):** Logged six tackles. **at Purdue (11/28):** Made two stops. **vs. Ohio State (12/6):** Totaled six tackles ... First-quarter interception led to Indiana's first score of the game on a Nico Radicic field goal in the first quarter ... Combined with Rolijah Hardy on a third-quarter tackle for loss. **vs. Alabama (1/1):** Had two tackles ... Broke up one pass.

MOORE'S CAREER STATISTICS (* - Ole Miss)

	GP/GS	Solo	Ast	Ttl	TFL	Sacks	Int-Yds	PBU	FF	FR-Yds
2019						-at Navarro C.C.-				
2020						-at Navarro C.C.-				
2021						-at Navarro C.C.-				
2022	12/-	6	3	9	1.0-10	1.0-10	-	-	1	-
2023	12/10	59	24	83	1.0-5	-	3-49	1	3	-
2024*	11/2	17	19	36	2.0-5	0.5-2	-	1	-	1-0
2025	14/14	39	37	76	2.5-3	-	6-63	3	-	-
IU	38/24	103	64	167	4.5-18	1.0-10	9-102	4	4	-
Career	49/26	120	83	203	6.5-23	1.5-12	9-102	5	4	1-0

MOORE'S CAREER GAME-BY-GAME

2025	Opponent	Solo	Ast	Ttl	TFL	Sacks	Int-Yds	PBU	FF	FR-Yds
	Old Dominion	4	3	7	-	-	1-17	1	-	-
	Kennesaw State	5	2	7	1.5-2	-	1-24	-	-	-
	Indiana State	1	2	3	-	-	-	-	-	-
	Illinois	5	1	6	-	-	-	1	-	-
	at Iowa	4	2	6	-	-	1-0	-	-	-
	at Oregon	-	8	8	-	-	1-0	-	-	-
	Michigan State	6	5	11	0.5-1	-	-	-	-	-
	UCLA	3	3	6	-	-	-	-	-	-
	at Maryland	2	-	2	-	-	1-0	-	-	-
	at Penn State	3	1	4	-	-	-	-	-	-
	Wisconsin	-	6	6	-	-	-	-	-	-
	at Purdue	2	-	2	-	-	-	-	-	-
	vs. Ohio State	3	3	6	0.5-0	-	1-12	-	-	-
	vs. Alabama	1	1	2	-	-	-	1	-	-
Season		39	37	76	2.5-3	-	6-53	3	-	-

2024 (at Ole Miss)

Opponent	Solo	Ast	Ttl	TFL	Sacks	Int-Yds	PBU	FF	FR-Yds
Furman	2	2	4	1.5-3	-	-	-	-	-
Middle Tennessee State	2	2	4	-	-	-	1	-	-
at Wake Forest	2	4	6	0.5-2	0.5-2	-	-	-	1-0
Georgia Southern	-	1	1	-	-	-	-	-	-
at LSU	1	-	1	-	-	-	-	-	-
Oklahoma	2	1	3	-	-	-	-	-	-
at Arkansas	2	2	4	-	-	-	-	-	-
Georgia	-	2	2	-	-	-	-	-	-
at Florida	3	7	10	-	-	-	-	-	-
Mississippi State	-	-	-	-	-	-	-	-	-
vs. Duke	3	-	3	-	-	-	-	-	-
Season	17	19	36	2.0-5	0.5-2	-	-	-	-

2023

Opponent	Solo	Ast	Ttl	TFL	Sacks	Int-Yds	PBU	FF	FR-Yds
Ohio State	6	0	6	-	-	-	1	-	-
Indiana State	1	3	4	-	-	-	-	-	-
vs. Louisville	7	2	9	-	-	-	-	-	-
Akron	4	2	6	-	-	2-49	-	-	-
at Maryland	1	0	1	-	-	-	-	-	-
at Michigan	7	0	7	-	-	-	-	-	-
Rutgers	5	1	6	-	-	-	-	-	-
at Penn State	7	3	10	-	-	-	-	1	-
Wisconsin	2	4	6	-	-	-	-	1	-
at Illinois	6	4	10	-	-	1-0	-	1	-
Michigan State	8	4	12	-	-	-	-	-	-
at Purdue	5	1	6	1.0-5	-	-	-	-	-
Season	59	24	83	1.0-5	-	3-49	1	-	-

2022

Opponent	Solo	Ast	Ttl	TFL	Sacks	Int-Yds	PBU	FF	FR-Yds
Illinois	-	-	-	-	-	-	-	-	-
Idaho	-	1	1	-	-	-	-	-	-
Western Kentucky	-	-	-	-	-	-	-	-	-
at Cincinnati	-	-	-	-	-	-	-	-	-
at Nebraska	2	-	2	1.0-10	1.0-10	-	-	-	-
Michigan	3	1	4	-	-	-	-	-	-
Maryland	1	-	1	-	-	-	-	-	-
at Rutgers	-	-	-	-	-	-	-	-	-
Penn State	-	-	-	-	-	-	-	-	-
at Ohio State	-	-	-	-	-	-	-	-	-
Purdue	-	1	1	-	-	-	-	-	-
Season	6	3	9	1.0-10	1.0-10	-	-	-	-



DL DANIEL NDUKWE

6-3 || 244 || SO.
LITHONIA, GA.

III 17

Pronunciation: Daniel N-duke-way

Career Notes & Records

One of 12 true freshmen to debut in 2024 and one of five not to redshirt ... First Hoosier with multiple blocked kicks in the same season since **James Head Jr.** in 2022 ... First IU player with multiple blocked punts in the same season since **Jeremy Finch** in 2008 (Ball State & Michigan State).

2025 (Sophomore Season)

Season: Appeared in 13 games.

at Maryland (11/1): Posted two tackles. Wisconsin (11/15): Made four tackles ... Logged first-career tackle for loss with a solo stop in the first quarter. vs. Alabama (1/1): Had two tackles.

NDUKWE'S CAREER STATS

	GP/GS	Solo	Ast	Ttl	TFL	Sacks	Int-Yds	PBU	FF	FR-Yds
2024	12/-	-	1	1	-	-	-	-	-	-
2025	13/-	4	4	8	1.0-1	-	-	-	-	-
Career	25/-	4	5	9	1.0-1	-	-	-	-	-

NOTE: Owns two career blocked punts (Maryland, 9/28/24; at Michigan State, 11/2/24) ... Blocked punt against Maryland is credited as a 9-yard return.

2025 INDIANA FOOTBALL

NDUKWE'S CAREER GAME-BY-GAME

2025	Opponent	Solo	Ast	Ttl	TFL	Sacks	Int-Yds	PBU	FF	FR-Yds
	Old Dominion	-	-	-	-	-	-	-	-	-
	Kennesaw State	-	-	-	-	-	-	-	-	-
	Indiana State	-	-	-	-	-DNP-	-	-	-	-
	Illinois	-	-	-	-	-	-	-	-	-
	at Iowa	-	-	-	-	-	-	-	-	-
	at Oregon	-	-	-	-	-	-	-	-	-
	Michigan State	-	-	-	-	-	-	-	-	-
	UCLA	-	-	-	-	-	-	-	-	-
	at Maryland	2	1	3	-	-	-	-	-	-
	at Penn State	-	-	-	-	-	-	-	-	-
	Wisconsin	1	3	4	1.0-1	-	-	-	-	-
	at Purdue	-	-	-	-	-	-	-	-	-
	vs. Ohio State	-	-	-	-	-	-	-	-	-
	vs. Alabama	2	-	2	-	-	-	-	-	-
Season		4	4	8	1.0-1	-	-	-	-	-

2024

Appeared in 12 games ... Made collegiate debut versus Western Illinois (9/6) ... First career tackle came against Nebraska (10/19) ... Blocked first-career punt against Maryland (9/28) ... Added second blocked punt at Michigan State.



LB PJ NELSON

**6-1 || 219 || FR.
CINCINNATI, OHIO**

30

2025 (Freshman Season)

Season: Appeared in two games ... Made collegiate debut against UCLA (10/25) ... One of 12 true freshmen to make collegiate debut.

UCLA (10/25): Made collegiate debut on offense in the fourth quarter. **at Maryland (11/1):** First collegiate tackle came on kickoff coverage.

NELSON'S CAREER STATS

	GP/GS	Solo	Ast	Ttl	TFL	Sacks	Int-Yds	PBU	FF	FR-Yds
2025	2/-	-	1	1	-	-	-	-	-	-
Career	2/-	-	1	1	-	-	-	-	-	-



TE RILEY NOWAKOWSKI

**6-1 || 249 || R-SR.+
MILWAUKEE, WIS.**

37

Pronunciation: Riley No-uh-cow-ski

Career Notes & Records

Earned his bachelor's degree industrial engineering from Wisconsin Pursuing a certificate in business analytics from Indiana ... Appeared in 54 career game with 24 starts ... Played in 40 games with 10 start over five seasons at Wisconsin (2020-24) and redshirted initial collegiate season ... Has played linebacker, fullback and tight end in collegiate career ... First collegiate start came against Ohio State (10/28) in 2023.

2025 (Redshirt-Senior+ Season)

Season: Started all 14 games.

Awards: Earned second-team All-Big Ten from the conference media and third-team All-Big Ten from the coaches panel.

Old Dominion (8/30): Made Indiana debut with a start at tight end ... Caught two passes for 15 yards. **Kennesaw State (9/6):** Scored first-career rushing touchdown on first-career rush in the first quarter ... Crossed the goal line from 1 yard out when lined up as fullback ... Caught one pass for 14 yards. **Illinois (9/20):** Lone reception went for a 43-yard touchdown on a tight end screen in the second quarter ... All 43 yards receiving came after the catch. **at Iowa (9/27):** Lone reception went for four yards. **at Oregon (10/11):** Caught three passes for 11 yards ... Made 4-yard reception for a first down on IU's final scoring drive that led to Nico Radacic's 22-yard field goal and a 30-20 lead. **Michigan State (10/18):** Caught three passes for 54 yards ... Logged 39-yard catch-and-run that set up IU's second score of the game. **UCLA (10/25):** Caught three passes for 17 yards. **at Maryland (11/1):** Caught two passes for 22 yards. **at Penn State (11/8):** Caught three passes for 51 yards ... Had a 29-yard catch on IU's final scoring drive of the game. **Wisconsin (11/15):** Pulled in four passes for 65 yards ... Scored a touchdown on a 21-yard catch-and-run in the third quarter. **vs. Ohio State (12/6):** Caught two passes for 20 yards ... Both receptions came on Indiana's field goal drive in the second quarter ... Had one tackle. **vs. Alabama (1/1):** Caught three passes for 36 yards ... Long reception came on third-and-8 in the third quarter and eventually set up Kaelon Black's fourth-quarter touchdown run.

NOWAKOWSKI'S CAREER STATS - RECEIVING (* - Wisconsin)

	GP/GS	Rec	Yds	TD	Long	RPG	YPR	YPG	High
2020	4/-	-	-	-	-	-	-	-	-
2021	2/-	-	-	-	-	-	-	-	-
2022	13/-	-	-	-	-	-	-	-	-
2023	9/1	7	57	1	23-IU	0.8	8.1	6.3	31-IU
2024	12/9	11	74	-	15-PUR	0.9	6.7	6.2	22-WM
2025	14/14	28	352	2	43-ILL	2.0	12.6	25.1	54-MSU
IU	14/14	28	352	2	43-ILL	2.0	12.6	25.1	54-MSU
Career	54/24	46	483	3	43-ILL	0.8	10.5	9.1	54-MSU

NOTE: Owns one career rush for 1 yard and a touchdown, which came against Kennesaw State (9/6) in Week 2 of 2025.

NOWAKOWSKI'S CAREER GAME-BY-GAME

2025	Opponent	Rushing				Receiving			
		No.	Yds	TD	Lg	No.	Yds	TD	Lg
	Old Dominion	-	-	-	-	2	15	-	9
	Kennesaw State	1	1	1	1	1	14	-	14
	Indiana State	-	-	-	-	-	-	-	-
	Illinois	-	-	-	-	1	43	1	43
	at Iowa	-	-	-	-	1	4	-	4
	at Oregon	-	-	-	-	3	11	-	6
	Michigan State	-	-	-	-	3	54	-	39
	UCLA	-	-	-	-	3	17	-	6
	at Maryland	-	-	-	-	2	22	-	19
	at Penn State	-	-	-	-	3	51	-	29
	Wisconsin	-	-	-	-	4	65	1	37
	at Purdue	-	-	-	-	-	-	-	-
	vs. Ohio State	-	-	-	-	2	20	-	11
	vs. Alabama	-	-	-	-	3	36	-	31
Season		1	1	1	1	28	352	2	43

2024 (at Wisconsin)

Opponent	No.	Yds	TD	Lg
Western Michigan	2	22	-	13
South Dakota	-	-	-	-
Alabama	-	-	-	-
at USC	1	9	-	9
Purdue	2	21	-	15
at Rutgers	2	4	-	3
at Northwestern	-	-	-	-
Penn State	1	8	-	8
at Iowa	2	2	-	1
Oregon	-	-	-	-
at Nebraska	1	8	-	8
Minnesota	-	-	-	-
Season	11	74	-	15

2023 (at Wisconsin)

Opponent	No.	Yds	TD	Lg	No.	Yds	TD	Lg	No.	Yds	TD	Lg
Buffalo	-	-	-	-	-	-	-	-	-	-	-	-
at Washington State	-	-	-	-	-	-	-	-	-	-	-	-
Georgia Southern	-	-	-	-	-	-	-	-	-	-	-	-
at Purdue	-	-	-	-	-	-	-	-	-	-	-	-
Rutgers	-	-	-	-	-	-	-	-	-	-	-	-
Iowa	-	-	-	-	-	-	-	-	-	-	-	-
at Illinois	1	14	-	14	-	-	-	-	-	-	-	-
Ohio State	-	-	-	-	-	-	-	-	-	-	-	-
at Indiana	2	31	-	23	-	-	-	-	-	-	-	-
Northwestern	1	5	-	5	-	-	-	-	-	-	-	-
Nebraska	-	-	-	-	-	-	-	-	-	-	-	-
at Minnesota	2	6	1	5	-	-	-	-	-	-	-	-
vs. LSU	1	1	-	1	-	-	-	-	-	-	-	-
Season	7	57	1	23								

2022 (at Wisconsin)

Appeared in all 13 games on special teams ... Moved from linebacker to fullback ... Recorded three tackles.

2021 (at Wisconsin)

Appeared in two games ... Saw action against Northwestern (11/13) and versus Arizona State (12/30) in the Las Vegas Bowl.

2020 (at Wisconsin)

Appeared in four games and redshirted initial collegiate season ... Made collegiate debut against Illinois (10/23) and made one tackle.



K JOSH PLACZEK

5-11 || 199 || R-FR.
CARMEL, IND.

||| 90

Pronunciation: Josh Plah-check

2025 (Redshirt-Freshman Season)

Season: Appeared in one game ... Made collegiate debut against Indiana State (9/12) ... One of six non-true freshmen to make collegiate debut.

Indiana State (9/12): Made collegiate debut ... Hit five second-half kickoffs for an average of 57.8 yards.



DB D'ANGELO PONDS

5-9 || 173 || JR.
MIAMI, FLA.

||| 5

Career Notes & Records

Appeared in 39 career games with 35 starts ... Missed only career game due to injury at Iowa (9/27) in Week 5 of 2025 ... Played in 13 games with 10 starts over one season at James Madison (2023) ... Named second-team All-America by six outlets in 2024 ... Tabbed Freshman All-America by Football Writers Association of America in 2023 ... Semifinalist for Shaun Alexander Freshman of the Year award in 2023 ... First-team All-Big Ten pick in 2024 and 2025 ... Third Indiana defensive back to earn multiple first-team all-conference selections with **Mike Dumas** (1989-90) and **Tim Wilbur** (1979-80) ... Second-team All-Sun Belt as a true freshman in 2023 ... Owns one career double-digit tackle game.

NCAA Active Leaders (as of Jan. 5): One of 12 active FBS players with multiple punt return touchdowns, both coming on blocked punt returns ... Ranks No. 4 nationally and leads the Big Ten in passes defended per game (0.92) ... Tied for No. 5 nationally and No. 2 in the Big Ten in punt return touchdowns (2) ... Tied for No. 55 in FBS and No. 12 in the Big Ten in interceptions (6) ... One of 73 active FBS student-athletes with a punt return touchdown, along with teammate **Jonathan Brady**.

2025 (Junior Season)

Season: Started 13 games ... Missed one game due to injury (at Iowa).

Awards: Semifinalist for the Jim Thorpe Award ... First-team All-America pick by The Sporting News ... Earned second-team All-America from Associated Press, American Football Coaches Association and Walter Camp Football Foundation ... Also earned All-America honors from The Athletic (2nd), CBS Sports (2nd), On3 (2nd) and Sports Illustrated (1st) ... Tabbed first-team All-Big Ten by the conference media and coaches panels.

Old Dominion (8/30): Made four tackles - all solo - with one interception and one pass breakup ... Had a solo tackle for loss in the second quarter to force a punt ... Interception came in the fourth quarter.

Kennesaw State (9/6): Posted four tackles ... Logged a solo tackle for loss in the first quarter. **Indiana State (9/12):** Had two tackles ... Notched a solo tackle for loss in the third quarter. **Illinois (9/20):** Part of a defense that held Illinois to just 2 yards rushing - the sixth-fewest yards rushing allowed since at least 1950 ... Contributed to the third-most sacks (7.0) in a Big Ten game since the FBS began tracking the statistic in 2000 ... Blocked a first-quarter punt and returned it 11 yards for a touchdown ... Credited with a 33-yard return on the blocked punt ... Added one tackle and one pass breakup. **at Oregon (10/11):** Part of a defense that limited Oregon's offense to its fewest yards of total offense since 2021 versus Utah in the Pac-12 Championship Game ... Posted four tackles. **Michigan State (10/18):** Totaled nine tackles with 0.5 tackle for loss ... Broke up one pass ... Combined with Isaiah Jones on a second-quarter tackle for loss on third-and-7 to force a punt. **UCLA (10/25):** Posted two tackles and broke up two passes ... One PBU came on third down in the end zone. **at Maryland (11/1):** Chipped in three stops. **at Penn State (11/8):** Totaled five tackles - all solo ... Broke up one pass. **Wisconsin (11/15):** Made two tackles ... Broke up one pass. **at Purdue (11/28):** Totaled two stops ... Broke up two passes. **vs. Ohio State (12/6):** Had nine tackles. **vs. Alabama (1/1):** Forced a second-quarter fumble - first of his career - that set up Indiana's third scoring drive of the first half and a 17-0 halftime lead ... Added three tackles.

PONDS' CAREER STATS (* - James Madison)

	GP/GS	Solo	Ast	Ttl	TFL	Sacks	Int-Yds	PBU	FF	FR-Yds
2023*	13/10	32	19	51	2.0-8	-	2-10	13	-	2-0
2024	13/12	36	21	57	4.5-10	-	3-70	9	-	-
2025	13/13	35	15	50	3.5-8	-	1-0	8	1	-
IU	26/25	71	36	107	8.0-18	-	4-70	17	1	-
Career	39/35	103	55	158	10.0-26	-	6-80	30	1	2-0

NOTE: Has two career blocked punts ... Blocked punt and returned for an 11-yard touchdown versus No. 9/8 Illinois in 2025 ... Blocked punt at Michigan State in 2024 that ended in a safety ... Recovered a blocked punt in the end zone for a touchdown at Virginia in 2023 which was credited as a punt return for no gain.

PONDS' CAREER GAME-BY-GAME

2025

Opponent	Solo	Ast	Ttl	TFL	Sacks	Int-Yds	PBU	FF	FR-Yds
Old Dominion	4	-	4	1.0-5	-	1-0	1	-	-
Kennesaw State	3	1	4	1.0-1	-	-	-	-	-
Indiana State	2	-	2	1.0-1	-	-	-	-	-
Illinois	1	-	1	-	-	-	1	-	-
at Iowa	-	-	-	-	-	-DNP (Injury)-	-	-	-
at Oregon	2	2	4	-	-	-	-	-	-
Michigan State	5	4	9	0.5-1	-	-	-	-	-
UCLA	-	2	2	-	-	-	2	-	-
at Maryland	2	1	3	-	-	-	-	-	-
at Penn State	5	-	5	-	-	-	1	-	-
Wisconsin	2	-	2	-	-	-	1	-	-
at Purdue	-	2	2	-	-	-	2	-	-
vs. Wisconsin	6	3	9	-	-	-	-	-	-
vs. Alabama	3	-	3	-	-	-	-	1	-
Season	35	15	50	3.5-8	-	1-0	8	1	-

2024

Opponent	Solo	Ast	Ttl	TFL	Sacks	Int-Yds	PBU	FF	FR-Yds
FIU	3	3	6	-	-	-	1	-	-
Western Illinois	-	1	1	-	-	-	-	-	-
at UCLA	2	2	4	-	-	-	1	-	-
Charlotte	2	-	2	-	-	-	-	-	-
Maryland	7	3	10	0.5-0	-	-	1	-	-
at Northwestern	4	1	5	1.0-3	-	-	2	-	-
Nebraska	6	1	7	1.0-1	-	-	-	-	-
Washington	3	2	5	0.5-1	-	2-67	-	-	-
at Michigan State	2	2	4	0.5-1	-	-	-	-	-
Michigan	-	1	1	-	-	-	1	-	-
at Ohio State	4	2	6	-	-	-	3	-	-
Purdue	2	-	2	1.0-4	-	-	-	-	-
Notre Dame	-	2	2	-	-	1-3	-	-	-
Season	36	21	57	4.5-10	-	3-70	9	-	-

2023 (at James Madison)

Opponent	Solo	Ast	Ttl	TFL	Sacks	Int-Yds	PBU	FF	FR-Yds
Bucknell	-	-	-	-	-	-	-	-	-
at Virginia	-	-	-	-	-	-	-	-	-
at Troy	1	3	4	-	-	-	2	-	-
at Utah State	2	2	4	-	-	1-10	2	-	-
South Alabama	4	1	5	-	-	-	2	-	-
Georgia Southern	1	3	4	-	-	-	1	-	-
at Marshall	2	3	5	1.0-5	-	-	2	-	-
Old Dominion	5	2	7	-	-	-	2	-	-
at Georgia State	2	-	2	1.0-3	-	-	1	-	-
UConn	5	3	8	-	-	-	-	-	-
Appalachian State	7	-	7	-	-	1-0	1	-	1-0
at Coastal Carolina	2	2	4	-	-	-	-	-	1-0
vs. Air Force	1	-	1	-	-	-	-	-	-
Season	32	19	51	2.0-8	-	2-10	13	-	2-0



K NICO RADICIC

5-11 || 187 || R-SO.
COPPELL, TEXAS

||| 15

Pronunciation: knee-ko rad-uh-chich

Career Notes & Records

Missed majority of 2023 season due to injury. **Career:** Ranks tied for No. 2 in career extra points made (147) ... One of only three Hoosier kickers to connect on 100-straight PAT tries, joining **Mitch Ewald** (100; 2010-12) and **Pete Stoyanovich** (107; 1986-88) and sits No. 3 on the Big Ten list with 147 straight conversions ... Set program record for consecutive field goals made with 16-straight makes that between Week 14 of 2024 and the 2025 Big Ten Championship Game ... Also carried a streak of nine-straight makes to open his career which ranks No. 9 on the list ... Is No. 10 on the all-time scoring list (228). **Season:** Owns the top two spots on the season extra point charts with 76 and counting in 2025 and 69 during the 2024 season ... Logged just the sixth 100-point season in program history in 2025 and sits No. 4 on the single-season scoring charts (124) ... Set then-single-season extra points made record in just nine games in 2023 with his 57th extra point made at Michigan State to top Ewald's mark of 56 ... Went 69-of-69 in PAT attempts in 2024 ... Ranks No. 7 on the single-season scoring list (99 points) in 2024. **Game:** Set IU single-game record with 11 made extra points versus Western Illinois (9/6) in 2024 ... Owns seven spots on the top-10 single-game extra point made charts - including four of the top five - in program history, the most for a Hoosier all-time.

NCAA Active Leaders (as of Jan. 5): Sits No. 4 in FBS and leads the Big Ten in points per game (8.1) ... Ranks tied for No. 16 nationally, No. 4 in the Big Ten and leads all sophomores in extra points made (147) ... One of 10 FBS kickers without a missed extra point (min. 100 attempts).

2025 INDIANA FOOTBALL

2025 (Redshirt-Sophomore Season)

Season: Started all 14 games as the place kicker.

Awards: Named the Big Ten Bakken-Anderson Kicker of the Year ... Earned first-team All-Big Ten from the conference media and second-team from the coaches.

Old Dominion (8/30): Converted all five kicks in the game to account for nine points ... Went 3-for-3 on extra points ... Connected on field goals from 22 and 25 yards. **Kennesaw State (9/6):** Tied for No. 5 on the single-game extra point made charts with an 8-for-8 effort. **Indiana State (9/12):** Made all 11 kicks in the game to score 13 points ... Converted a 25-yard field goal in the second quarter ... Made all 10 extra point tries to tie for No. 2 on the single-game charts at IU with **Mitch Ewald** (10; Indiana State, 2013) and just one shy of his own program record. **Illinois (9/20):** Went 9-for-9 on extra point attempts and tied for No. 3 on the single-game list with his effort against Nebraska in 2024. **at Iowa (9/27):** Made all four kicks - two extra points and two field goals ... Tied the game at 10-10 with a 46-yard field goal with 3 seconds left in the second quarter ... Connected on a fourth-quarter field goal that tied the game at 13-13 with 9:47 in the fourth quarter. **at Oregon (10/11):** Converted all five kicks for nine points ... True on all three extra point tries ... Opened the scoring with a 42-yard field goal in the first quarter ... Extended the lead to 30-20 with 2:06 left in the fourth quarter on a 22-yard make. **Michigan State (10/18):** True on all six kicks for eight points ... Made all five extra point tries ... Hit 31-yard field goal in the fourth quarter. **UCLA (10/25):** Converted all eight extra point attempts. **at Maryland (11/1):** Converted all nine kicks for 13 points ... Converted a pair of second-quarter field goals of 20 and 46 yards ... Hit all seven extra point tries ... Hit two kickoffs for a 51.0 average. **at Penn State (11/8):** Converted all five kicks ... Went 3-for-3 on extra points ... Converted field goals of 28 and 31 yards in the second and third quarter, respectively. **Wisconsin (11/15):** Converted all five kicks ... Connected on a 37-yard field goal in the second quarter ... True on all four extra point attempts. **at Purdue (11/28):** Converted all eight extra point attempts ... Hit three kickoffs for an average of 53.3 yards. **vs. Ohio State (12/6):** Scored seven points ... Converted lone extra point attempt ... Made 2-of-3 field goals ... Converted a 29-yard field goal to open the scoring in the first quarter and move his streak to 16 straight makes ... After his first miss of the season, converted a second-quarter attempt from 32 yards. **vs. Alabama (1/1):** Converted all six kicks for eight points ... Opened the scoring with a 31-yard field goal in the second quarter ... Made all five extra point attempts.

RADICIC'S CAREER STATS

	GP	FG	PCT	0-19	20-29	30-39	40-49	50+	LG	PAT	PTS
2023	1/-	1-1	1.000	-	1-1	-	-	-	21-ISU	2-2	5
2024	13/-	10-11	.909	1-1	4-4	3-3	2-3	-	41-MICH	69-69	99
2025	14/-	16-17	.941	1-1	6-6	5-6	4-4	-	46-IOWA	76-76	124
Career	28/-	27-29	.931	2-2	11-11	8-9	6-7	-	46-2x	147-147	228

RADICIC'S CAREER GAME-BY-GAME

2025	FG	PCT	Progression m-miss b-blocked	Long	PAT	PTS
Old Dominion	2-2	1.000	22, 25	25	3-3	9
Kennesaw State	-	-	-	-	8-8	8
Indiana State	1-1	1.000	25	25	10-10	13
Illinois	-	-	-	-	9-9	9
at Iowa	2-2	1.000	46, 44	46	2-2	8
at Oregon	2-2	1.000	42, 22	42	3-3	9
Michigan State	1-1	1.000	31	31	5-5	8
UCLA	-	-	-	-	8-8	8
at Maryland	2-2	1.000	20, 46	46	7-7	13
at Penn State	2-2	1.000	28, 31	31	3-3	9
Wisconsin	1-1	1.000	37	37	4-4	7
at Purdue	-	-	-	-	8-8	8
vs. Ohio State	2-3	.667	29, 39m, 22	29	1-1	7
vs. Alabama	1-1	1.000	31	31	5-5	8
Season	16-17	.941	-	46-2x	76-76	124

2024	FG	PCT	Progression m-miss b-blocked	Long	PAT	PTS
FIU	1-1	1.000	35	35	4-4	7
Western Illinois	-	-	-	-	11-11	11
at UCLA	-	-	-	-	6-6	6
Charlotte	1-1	1.000	27	27	7-7	10
Maryland	-	-	-	-	6-6	6
at Northwestern	2-2	1.000	37, 28	37	5-5	11
Nebraska	-	-	-	-	8-8	8
Washington	1-1	1.000	19	19	4-4	7
at Michigan State	1-1	1.000	29	29	6-6	9
Michigan	2-2	1.000	40, 41	41	2-2	8
at Ohio State	-	-	-	-	1-1	1
Purdue	1-2	.500	46m, 26	26	9-9	12
at Notre Dame	1-1	1.000	34	34	-	3
Season	10-11	.909	-	41-MICH	69-69	96

2023

Appeared in one game and redshirted initial collegiate season ... Made collegiate debut against Indiana State (9/8) and scored five points ... Converted two extra point attempts and made a 21-yard field goal.



DL DOMINIQUE RATCLIFF

6-3 II 296 II R-SR.+
CONROE, TEXAS

91

Career Notes & Records

Earned his bachelor's degree in health fitness management with a minor in business from Texas State ... Appeared in 52 career games with five starts ... Played three seasons at Texas State (2022-24) ... Spent two seasons at Louisiana-Lafayette (2020-21) and redshirted initial collegiate season ... Made collegiate debut against Texas State (10/30) in 2021 ... First collegiate start came versus Arkansas State (11/19) in 2023.

2025 (Redshirt-Senior+ Season)

Season: Appeared in all 14 games with one start ... First start as a Hoosier came in the Rose Bowl Game versus Alabama (1/1).

Old Dominion (8/30): Made Indiana debut. **Indiana State (9/12):** Both tackles went for a loss ... Posted solo tackle for loss in the first quarter ... Second-quarter tackle behind the line was a solo stop. **at Oregon (10/11):** Logged one tackle. **UCLA (10/25):** Chipped in one stop. **at Maryland (11/1):** Totaled two tackles. **at Penn State (11/8):** Lone tackle was a solo tackle for loss in the first quarter. **Wisconsin (11/15):** Posted three tackles ... Sacked Carter Smith on the game's opening drive. **vs. Ohio State (12/6):** Chipped in one stop. **vs. Alabama (1/1):** Posted one tackle.

RATCLIFF'S CAREER STATISTICS (* - Texas State | ^ - Louisiana-Lafayette)

	GP/GS	Solo	Ast	Ttl	TFL	Sacks	Int-Yds	PBU	FF	FR-Yds
2021^	1/-	1	-	1	-	-	-	-	-	-
2022*	12/1	4	13	17	1.5-5	0.5-2	-	-	-	-
2023*	13/3	13	15	28	5.5-16	2.5-13	-	-	-	-
2024*	12/-	9	13	22	3.5-13	2.0-9	-	-	-	-
2025	14/1	8	4	12	4.5-15	1.0-7	-	-	-	-
IU	14/1	8	4	12	4.5-15	1.0-7	-	-	-	-
Career	52/5	35	45	80	15.0-49	6.0-31	-	-	-	-

RATCLIFF'S CAREER GAME-BY-GAME

2025	Opponent	Solo	Ast	Ttl	TFL	Sacks	Int-Yds	PBU	FF	FR-Yds
Old Dominion	-	-	-	-	-	-	-	-	-	-
Kennesaw State	-	-	-	-	-	-	-	-	-	-
Indiana State	2	-	2	2.0-5	-	-	-	-	-	-
Illinois	-	-	-	-	-	-	-	-	-	-
at Iowa	-	-	-	-	-	-	-	-	-	-
at Oregon	1	-	1	-	-	-	-	-	-	-
Michigan State	-	-	-	-	-	-	-	-	-	-
UCLA	-	1	1	0.5-1	-	-	-	-	-	-
at Maryland	-	2	2	-	-	-	-	-	-	-
at Penn State	1	-	1	1.0-2	-	-	-	-	-	-
Wisconsin	2	1	3	1.0-7	1.0-7	-	-	-	-	-
at Purdue	-	-	-	-	-	-	-	-	-	-
vs. Ohio State	1	-	1	-	-	-	-	-	-	-
vs. Alabama	1	-	1	-	-	-	-	-	-	-
Season	8	4	12	4.5-15	1.0-7	-	-	-	-	-

2024 (at Texas State)

Opponent	Solo	Ast	Ttl	TFL	Sacks	Int-Yds	PBU	FF	FR-Yds
Lamar	1	1	2	1.5-9	1.0-7	-	-	-	-
UTSA	1	1	2	-	-	-	-	-	-
Arizona State	-	3	3	0.5-2	-	-	-	-	-
vs. Sam Houston State	2	-	2	-	-	-	-	-	-
at Troy	1	2	3	-	-	-	-	-	-
Arkansas State	1	-	1	-	-	-	-	-	-
at Old Dominion	1	-	1	-	-	-	-	-	-
Louisiana-Lafayette	-	2	2	-	-	-	-	-	-
at ULM	1	1	2	1.0-2	1.0-2	-	-	-	-
Southern Miss	-	1	1	-	-	-	-	-	-
Georgia State	-	1	1	-	-	-	-	-	-
at South Alabama	1	1	2	0.5-0	-	-	-	-	-
Season	12	13	25	3.0-11	2.0-9	-	-	-	-

2023 (at Texas State)

Opponent	Solo	Ast	Ttl	TFL	Sacks	Int-Yds	PBU	FF	FR-Yds
at Baylor	-	-	-	-	-	-	-	-	-
at UTSA	-	1	1	-	-	-	-	-	-
Jackson State	-	-	-	-	-	-	-	-	-
Nevada	1	1	2	-	-	-	-	-	-
at Southern Miss	1	2	3	1.0-1	-	-	-	-	-
at Louisiana-Lafayette	2	-	2	-	-	-	-	-	-
ULM	2	2	4	-	-	-	-	-	-
Troy	2	1	3	0.5-0	-	-	-	-	-
Georgia Southern	-	1	1	0.5-0	-	-	-	-	-
at Coastal Carolina	-	2	2	-	-	-	-	-	-
at Arkansas State	3	1	4	2.0-11	2.0-11	-	-	-	-
South Alabama	1	1	2	-	-	-	-	-	-
vs. Rice	1	3	4	1.5-4	0.5-2	-	-	-	-
Season	13	15	28	5.5-16	2.5	-	-	-	-

2025 INDIANA FOOTBALL

2022 (at Texas State)

Opponent	Solo	Ast	Ttl	TFL	Sacks	Int-Yds	PBU	FF	FR-Yds
Nevada	-	3	3	-	-	-	-	-	-
FIU	-	-	-	-	-	-	-	-	-
at Baylor	-	-	-	-	-	-	-	-	-
Houston Christian	-	1	1	-	-	-	-	-	-
at James Madison	1	-	1	-	-	-	-	-	-
Appalachian State	1	1	2	0.5-2	0.5-2	-	-	-	-
at Troy	-	-	-	-	-	-	-	-	-
Southern Miss	2	3	5	-	-	-	-	-	-
at ULM	-	1	1	-	-	-	-	-	-
at South Alabama	-	1	1	-	-	-	-	-	-
Arkansas State	-	-	-	-	-	-	-	-	-
Louisiana-Lafayette	-	3	3	1.0-3	-	-	-	-	-
Season	4	13	17	1.5-5	0.5-2	-	-	-	-

2021 (at Louisiana-Lafayette)

Appeared in two games and redshirted initial collegiate season ... Made collegiate debut and first collegiate tackle against Texas State (10/30).



DB GARRETT REESE

6-2 || 203 || FR.
CHICAGO, ILL.

33

2025 (Freshman Season)

Season: Appeared in eight games ... Made collegiate debut in season opener versus Old Dominion (8/30) ... One of 12 true freshmen to make collegiate debut.

Old Dominion (8/30): Made collegiate debut on special teams. **at Maryland (11/1):** Recovered a fourth-quarter fumble for first-career takeaway. **at Purdue (11/28):** Logged first-career tackle on defense in the fourth quarter.

REESE'S CAREER STATS

	GP/GS	Solo	Ast	Ttl	TFL	Sacks	Int-Yds	PBU	FF	FR-Yds
2025	8/-	1	-	1	-	-	-	-	-	1-0
Career	8/-	1	-	1	-	-	-	-	-	1-0



WR ELIJAH SARRATT

6-2 || 213 || SR.
STAFFORD, VA.

13

Pronunciation: *Elijah suh-RAT*

Career Notes & Records

Appeared in 50 career games with 38 starts ... Spent one seasons at Saint Francis (Pa.) (12 games; 2022) and one season at James Madison (13 games; 2023) ... Earned all-conference honors each of his four collegiate seasons: second-team All-Big Ten in 2025, third-team All-Big Ten in 2024, first-team All-Sun Belt in 2023 and first-team All-Northeast Conference in 2022 ... Tabbed FCS Freshman All-America in 2022 at Saint Francis (Pa.) ... Has at least one reception in 48 of 49 career games played ... Owns 13 career 100-yard receiving games (6 at Indiana; 6 at JMU; 1 at SFU) ... Posted multiple receiving touchdowns 10 times (5 at Indiana, 5 at JMU). **Career:** Currently tied for No. 3 on the IU career receiving touchdowns lists (21) along with teammate **Omar Cooper Jr.** ... Tied for No. 8 in career 100-yard receiving games (6). **Season:** Currently tied at No. 2 in single-season receiving touchdowns (13) with **Ernie Jones** (13; 1987) and just three behind **James Hardy** (16; 2007) for the top spot ... Finished No. 10 on IU's single season receiving yardage charts (957) in 2024 ... Tied for No. 12 on Indiana's single-season receiving touchdowns lists (8) in 2024. **Game:** Set the IU Old Oaken Bucket game record for yards receiving versus Purdue with 165 on eight catches in 2024, a total that is No. 3 all-time in the rivalry game ... Three receiving touchdowns against Kennesaw State (9/6) in 2025 are tied for No. 3 on the single-game list and the 16th game in program history with 3-or-more receiving touchdowns.

NCAA Active Leaders (as of Jan. 5): No. 1 among FBS receivers in receiving touchdowns (42), which includes an FBS total of 29 that leads all pass catchers ... Teams with **Omar Cooper Jr.** to account for one of two FBS duos with 20-plus career receiving touchdowns among active players (Houston) ... Sits No. 2 nationally and leads the Big Ten in yards receiving (3,574) ... Tied for No. 5 in FBS and leads the Big Ten in total receptions (232) ... Currently No. 20 nationally and No. 7 in the Big Ten in all-purpose yards (3,706).

2025 (Senior Season)

Season: Appeared in 12 games with 11 games ... Missed two games due to injury (Week 11-12) ... Teams with **Omar Cooper Jr.** as just the fifth set of Big Ten teammates this century to both finish the regular season with double-digit receiving touchdowns and first since Ohio State's **Chris Olave** (13) and **Garrett Wilson** (12).

Awards: Earned second-team All-Big Ten from the conference media and coaches panels.

Old Dominion (8/30): Caught three passes for 44 yards ... Two of three receptions went for a first down. **Kennesaw State (9/6):** Caught nine passes for 97 yards and three touchdowns ... Seven of nine receptions went for a first down or touchdown ... Pulled down a 9-yard score in the first quarter ... Had touchdown catches of 3 and 20 yards in the third quarter. **Indiana State (9/12):** Gained 23 yard on three receptions. **Illinois (9/20):** Caught nine of 10 targets for 92 yards and two touchdowns ... Seven of nine catches went for a first down or touchdown ... Caught a 9-yard touchdown in the second quarter ... Pulled in a 5-yard touchdown in the third quarter. **at Iowa (9/27):** Caught seven passes for 156 yards and one touchdown ... All seven catches went for a touchdown or a first down ... Pulled down both catches on the go-ahead touchdown drive and capped it with a 49-yard touchdown reception. **at Oregon (10/11):** Pulled in eight receptions for 121 yards and one touchdown ... Pulled in go-ahead touchdown with 6:23 left in the third quarter on an 8-yard reception ... Seven of eight catches went for a touchdown or first down ... Six of seven catches went for 10-or-more yards. **Michigan State (10/18):** Pulled in four passes for 70 yards and two touchdowns ... Three of four catches went for a first down or touchdown ... Caught a 24-yard touchdown pass in the second quarter ... Hauled in a 27-yard scoring strike in the third quarter. **UCLA (10/25):** Caught two passes for 6 yards and one touchdowns ... Grabbed a 1-yard touchdown pass in the second quarter. **at Maryland (11/1):** Started the game, but left after the first drive due to injury. **at Purdue (11/28):** Caught three passes for 41 yards and one score ... Touchdown catch came on a 17-yard pass from Fernando Mendoza in the third quarter. **vs. Ohio State (12/6):** Had three catches for 37 yards ... Hauled in the go-ahead 17-yard touchdown pass in the third quarter. **vs. Alabama (1/1):** Caught four passes for 40 yards and one touchdown ... Hauled in a 24-yard touchdown pass in the third quarter.

SARRATT'S CAREER STATS - RECEIVING (* - James Madison) ^ - St. Francis)

	GP/GS	Rec	Yds	TD	Long	RPG	YPR	YPG	High
2022^	12/4	42	699	13	65-STO	3.5	16.6	58.3	121-SHU
2023*	13/10	82	1,191	8	48-USA	6.3	14.5	91.6	160-UCONN
2024	13/13	53	957	8	84-PUR	4.1	18.1	73.6	165-PUR
2025	12/11	55	727	13	49-IOWA	4.6	13.2	60.6	156-KENN
IU	25/24	108	1,684	21	84-PUR	4.3	15.6	67.4	165-PUR
Career	50/38	232	3,574	42	84-PUR	4.6	15.4	71.5	165-PUR

NOTE: Carried eight times for 48 yards and one touchdown in career ... Returned five kickoffs for 84 yards at St. Francis (Pa.) in 2022 ... Owns two career tackles ... Caught one career two-point conversion and recovered one on-side kick, both in the 2024 College Football Playoff at Notre Dame.

SARRATT'S CAREER GAME-BY-GAME

2025	Receiving			
Opponent	No.	Yds	TD	Lg
Old Dominion	3	44	-	22
Kennesaw State	9	97	3	27
Indiana State	3	23	-	15
Illinois	9	92	2	21
at Iowa	7	156	1	49
at Oregon	8	121	1	29
Michigan State	4	70	2	27
UCLA	2	6	1	5
at Maryland	-	-	-	-
at Penn State	-	-	-	-DNP (Injury)-
Wisconsin	-	-	-	-DNP (Injury)-
at Purdue	3	41	1	18
vs. Ohio State	3	37	1	17
vs. Alabama	4	40	1	24
Season	55	727	13	49

2024	Receiving			
Opponent	No.	Yds	TD	Lg
FIU	2	12	-	7
Western Illinois	6	137	1	71
at UCLA	4	54	-	24
Charlotte	3	47	-	29
Maryland	7	128	1	36
at Northwestern	7	135	-	29
Nebraska	3	65	1	28
Washington	1	12	-	12
at Michigan State	4	59	2	35
Michigan	1	36	1	36
at Ohio State	3	40	-	19
Purdue	8	165	2	84
at Notre Dame	4	67	-	28
Season	53	957	8	84

2023 (at James Madison)	Rushing				Receiving			
Opponent	No.	Yds	TD	Lg	No.	Yds	TD	Lg
Bucknell	-	-	-	-	2	29	-	22
at Virginia	-	-	-	-	2	52	-	28
at Troy	-	-	-	-	6	62	1	22
at Utah State	-	-	-	-	4	45	-	18
South Alabama	-	-	-	-	5	92	1	48
Georgia Southern	-	-	-	-	5	105	1	37
at Marshall	-	-	-	-	7	70	-	22
Old Dominion	-	-	-	-	8	139	1	40
at Georgia State	-	-	-	-	8	87	-	39
UConn	-	-	-	-	13	160	-	33
Appalachian State	-	-	-	-	8	128	1	28
at Coastal Carolina	1	1	1	1	6	107	3	32
vs. Air Force	-	-	-	-	8	115	-	27
Season	1	1	1	1	82	1191	8	48

2025 INDIANA FOOTBALL

2022 (at St. Francis (Pa.))												
Opponent	Rushing				Receiving				Kick Returns			
	No.	Yds	TD	Lg	No.	Yds	TD	Lg	No.	Yds	TD	Lg
at Akron	1	7	-	7	5	49	-	15	-	-	-	-
at Richmond	-	-	-	-	1	13	-	13	1	7	-	7
at Wagner	1	1	-	1	1	9	-	9	-	-	-	-
at Norfolk State	-	-	-	-	2	50	1	34	-	-	-	-
Central Connecticut State	9	-	9	-	4	50	1	22	1	32	-	32
at LIU	-	-	-	-	2	97	1	49	-	-	-	-
Stonehill	1	6	-	6	5	99	1	65	-	-	-	-
at Sacred Heart	-	-	-	-	7	121	3	50	-	-	-	-
at Georgetown	2	16	-	13	4	39	2	15	-	-	-	-
Duquesne	-	-	-	-	3	60	2	27	-	-	-	-
at Merrimack	1	8	-	8	5	77	2	35	1	21	-	21
at Delaware	-	-	-	-	3	36	-	19	2	24	-	13
Season	7	47	-	13	42	700	13	65	5	84	-	32



DB JAMARI SHARPE

6-1 || 187 || R-JR.
MIAMI, FLA.

22

2025 (Redshirt-Junior Season)

Season: Started all 14 games.

Kennesaw State (9/6): Lone tackle came in the third quarter and was part of a forced fumble and fumble recovery on the same play ... Forced fumble was the first of his career. **Indiana State (9/12):** Posted three tackles ... Combined with Isaiah Jones on a second-quarter tackle for loss. **Illinois (9/20):** Part of a defense that held Illinois to just 2 yards rushing - the sixth-fewest yards rushing allowed since at least 1950 ... Had three stops. **at Iowa (9/27):** Made five tackles - all solo ... Broke up one pass. **at Oregon (10/11):** Part of a defense that limited Oregon's offense to its fewest yards of total offense since 2021 versus Utah in the Pac-12 Championship Game ... Chipped in two tackles ... Added two pass breakups. **Michigan State (10/18):** Made three tackles ... Forced a fumble in the fourth quarter when he chased down Aiden Chiles on his 63-yard run and saved a touchdown. **UCLA (10/25):** Posted four stops - three solo. **at Maryland (11/1):** Totaled four tackles with 1.5 tackles for loss ... Combined with Rolijah Hardy on a second-quarter tackle for loss ... Forced a fumble behind the line of scrimmage in the third quarter that was recovered by Byron Baldwin Jr. **at Penn State (11/8):** Had four tackles with a solo tackle for loss ... Stop behind the line was part of a forced fumble that was recovered by Aiden Fisher and set up an IU touchdown in the second quarter ... Broke up one pass. **Wisconsin (11/15):** Posted three tackles ... Logged solo tackle for loss in first quarter. **at Purdue (11/28):** Posted three tackles with 1.0 tackle for loss ... Posted a solo tackle behind the line in the second quarter. **vs. Ohio State (12/6):** Made two stops. **vs. Alabama (1/1):** Posted three tackles.

SHARPE'S CAREER STATS

	GP/GS	Solo	Ast	Ttl	TFL	Sacks	Int-Yds	PBU	FF	FR-Yds
2022	3/-	-	-	-	-	-	-	-	-	-
2023	12/9	18	4	22	1.0-4	-	1-14	2	-	-
2024	9/3	5	8	13	0.5-0	0.5-0	-	6	-	1-0
2025	14/14	30	11	41	5.0-11	-	-	5	4	1-0
Career	38/26	53	23	76	6.5-15	0.5-0	1-14	13	4	2-0

SHARPE'S CAREER GAME-BY-GAME

2025	Opponent	Solo	Ast	Ttl	TFL	Sacks	Int-Yds	PBU	FF	FR-Yds
	Old Dominion	-	-	-	-	-	-	-	-	-
	Kennesaw State	1	-	1	-	-	-	1	1	1-0
	Indiana State	2	1	3	0.5-1	-	-	-	-	-
	Illinois	2	1	3	-	-	-	-	-	-
	at Iowa	5	-	5	-	-	-	1	-	-
	at Oregon	-	2	2	-	-	-	2	-	-
	Michigan State	2	1	3	-	-	-	1	-	-
	UCLA	3	1	4	-	-	-	-	-	-
	at Maryland	3	1	4	1.5-1	-	-	1	1	-
	at Penn State	4	-	4	1.0-2	-	-	1	1	-
	Wisconsin	1	2	3	1.0-4	-	-	-	-	-
	at Purdue	3	1	4	1.0-3	-	-	-	-	-
	vs. Ohio State	1	1	2	-	-	-	-	-	-
	vs. Alabama	3	-	3	-	-	-	-	-	-
Season		30	11	41	5.0-11	-	-	5	4	1-0

2024	Opponent	Solo	Ast	Ttl	TFL	Sacks	Int-Yds	PBU	FF	FR-Yds
	FIU	-	-	-	-	-	-	-	-	-
	Western Illinois	-	1	1	-	-	-	1	-	-
	at UCLA	-	-	-	-	-	-	-	-	-
	Charlotte	2	3	5	-	-	-	4	-	-
	Maryland	-	-	-	-	-DNP-	-	-	-	-
	at Northwestern	-	-	-	-	-DNP-	-	-	-	-
	Nebraska	-	-	-	-	-	-	1	-	-
	Washington	-	-	-	-	-DNP-	-	-	-	-
	at Michigan State	-	-	-	-	-	-	-	-	-
	Michigan	1	2	3	-	-	-	-	-	-
	at Ohio State	-	-	-	-	-DNP-	-	-	-	-
	Purdue	-	-	-	-	-	-	-	-	1-0
	at Notre Dame	2	2	4	0.5-0	0.5-0	-	-	-	-
Season		5	8	13	0.5-0	0.5-0	-	6	-	1-0

2023	Opponent	Solo	Ast	Ttl	TFL	Sacks	Int-Yds	PBU	FF	FR-Yds
	Ohio State	-	-	-	-	-	-	-	-	-
	Indiana State	1	-	1	-	-	-	-	-	-
	vs. Louisville	1	2	3	1.0-4	-	-	1	-	-
	Akron	3	-	3	-	-	-	1	-	-
	at Maryland	1	-	1	-	-	-	-	-	-
	at Michigan	2	-	2	-	-	-	-	-	-
	Rutgers	1	-	1	-	-	-	-	-	-
	at Penn State	2	-	2	-	-	-	-	-	-
	Wisconsin	1	-	1	-	-	-	-	-	-
	at Illinois	2	1	3	-	-	-	-	-	-
	Michigan State	2	1	3	-	-	1-14	-	-	-
	at Purdue	2	-	2	-	-	-	-	-	-
Season		18	4	22	1.0-4	-	1-14	2	-	-

2022

Appeared in first three games of the season and redshirted initial collegiate season ... Made collegiate debut in season opener versus Illinois (9/2).



OL CARTER SMITH

6-5 || 313 || R-JR.
POWELL, OHIO

65

Career Notes & Records

Earned his bachelor's degree in sport marketing and management from Indiana ... Appeared in 41 career games with 39 starts ... Made 38 consecutive starts at left tackle dating back to the 2023 season ... Part of an offensive line that was named semifinalist for the Joe Moore Award in back-to-back seasons (2024 & 2025), with finalist honors in 2025 ... First Hoosier to win the Big Ten's Rimington-Pace Offensive Lineman of the Year award in 2025 ... First offensive lineman to earn a first-team all-conference nod since guard **Don Schrader** in 1987 and first offensive tackle since **Charley Peal** in 1977.

2025 (Redshirt-Junior Season)

Season: Started all 14 games at left tackle ... Part of an offensive line unit that paved the way for four-straight 300-yard rushing efforts to start the season - a program-record streak and longest Power 4 stretch since Baylor in 2017 ... Six 300-yard rushing games are the most in a single season in Indiana history ... Helped IU post multiple rushing touchdowns in 10 of 14 games in 2025.

Awards: Consensus All-American ... Named first-team All-America by American Football Coaches Association, Football Writers Association of America and Walter Camp Football Foundation ... Second-team All-America per Associated Press and The Sporting News ... Also earned All-America honors from The Athletic (1st), Pro Football Focus (1st), CBS Sports (2nd), On3 (2nd) and Sports Illustrated (2nd) ... First Hoosier to win the Big Ten's Rimington-Pace Offensive Lineman of the Year ... Tabbed first-team All-Big Ten by the conference media and coaches panels ... Part of an offensive line that earned Joe Moore Award semifinalist recognition ... Selected a finalist for Outland Trophy ... Named Outland Trophy National Player of the Week following a Week 7 win at Oregon (10/11).

Old Dominion (8/30): Blocked for 502 yards of total offense with 309 on the ground ... The 309 rushing yards were the most in a season opener since 2014 (455, Indiana State) and the most against an FBS opponent since 2016 (414, Maryland) ... Paved the way for Roman Hemby's first 100-yard rushing game as a Hoosier and eighth of his career. **Kennesaw State (9/6):** Paved the way for 593 yards of total offense and eight total touchdowns ... Protected Fernando Mendoza to the tune of 245 yards passing and four touchdown throws ... Helped IU post its second-straight 300-plus yard rushing effort with 313 yards on the ground. **Indiana State (9/12):** Helped pave the way for Khobie Martin's first-career 100-yard rushing game - all coming in the second half ... Part of an offensive line unit that paved the way for 301 yards rushing and three rushing scores. **Illinois (9/20):** Part of a unit that helped the offensive pile up 579 yards of total offense, which included 312 yards rushing ... The rushing effort marked a program-record four-straight games with at least 300 yards rushing ... Part of Khobie Martin's second-straight 100-yard rushing effort. **at Iowa (9/27):** Protected Fernando Mendoza to the tune of 233 yards passing and two touchdowns. **Oregon (10/11):** Helped the offense gain 326 yards of total offense with two rushing touchdowns and one passing score ... Cleared the way for two Roman Hemby rushing scores ... Protected Fernando Mendoza for 215 yards passing and just one sack in the game. **Michigan State (10/18):** Kept a clean pocket with no sacks allowed ... Protected Fernando Mendoza

2025 INDIANA FOOTBALL

to the tune of 24-of-28 passing (.857) and his first 300-yard passing game as a Hoosier (332) ... Helped the rushing attack gain 132 yards with one rushing score. **UCLA (10/25):** Helped Indiana not allow a sack for the second-straight Big Ten game, the second-straight season with back-to-back clean pockets and just the third since a five-game stretch in 2001 ... IU gained 475 yards of total offense (262 rushing, 213 passing) with four rushing touchdowns and three passing scores. **at Maryland (11/1):** Helped Indiana gain 588 yards of total offense - the ninth-most in a Big Ten game in program history ... Paved the way for 367 yards rushing to mark the program-record fifth 300-yard rushing games of the season ... Helped Kaelon Black earn his first 100-yard rushing game as a Hoosier with 110 yards ... Had one tackle. **at Penn State (11/8):** Made first collegiate start ... Paved the way for 108 yards rushing and two scores ... Part of Indiana's first game-winning touchdown drive with 2:00 or less remaining in regulation since 1998. **Wisconsin (11/15):** Protected Fernando Mendoza to the tune of 299 yards passing and four touchdown passes. **at Purdue (11/28):** Part of an offensive that gained 548 yards and eight total scoring drives in the game ... Blocked for 355 yards rushing and five scores on the ground ... Opened the lane for Roman Hemby's Old Oaken Bucket Game record 82-yard rushing score. **vs. Ohio State (12/6):** Part of an offensive line that produced just the most yards of total offense allowed by Ohio State (340) and just the second game of 300-plus yards of total offense this season. **vs. Alabama (1/1):** Helped pave the way for 215 yards rushing and two scores on the ground ... Protected Fernando Mendoza to the tune of 14-of-16 passing and three touchdown passes.



TE HOLDEN STAES

6-4 || 250 || SR.
ATLANTA, GA.

||| 19

Pronunciation: Holden Stays

Career Notes & Records

Appeared in 49 career games with 14 starts ... Played two seasons at Notre Dame (2022-23) where he played in 22 games with nine starts ... Spent one season at Tennessee (2024) with 13 games played and three starts ... Made collegiate debut against Marshall (9/10) in 2022 ... First collegiate start came at North Carolina (9/24) in 2023 ... First-career touchdown reception came against Tennessee State (9/2) in 2022 ... Owns one career 100-yard receiving game ... Has one career multi-touchdown game.

2025 (Senior Season)

Season: Appeared in all 14 games with two starts.

Old Dominion (8/30): Made Indiana debut ... Caught one pass for 4 yards. **Kennesaw State (9/6):** Caught one pass for 7 yards. **Indiana State (9/12):** Pulled in two catches for 31 yards ... Grabbed first touchdown as a Hoosier on an 18-yard connection with Fernando Mendoza in the second quarter. **at Maryland (11/1):** Lone reception gained 13 yards. **Wisconsin (11/15):** Pulled in two passes for 7 yards ... Grabbed a 2-yard touchdown pass in the third quarter.

STAES' CAREER STATS - RECEIVING (* - Tennessee | ^ - Notre Dame)

	GP/GS	Rec	Yds	TD	Long	RPG	YPR	YPG	High
2022^	11/1	1	11	-	11-BYU	0.1	11	1	11-BYU
2023^	11/8	15	176	4	40-NCST	1.4	11.7	16	115-NCST
2024*	13/3	15	131	1	20-KEN	1.2	8.7	10.1	30-UTEP
2025	14/2	7	62	2	18-INST	0.5	8.9	4.4	31-INST
IU	14/2	7	62	2	18-INST	0.5	8.9	4.4	31-INST
Career	49/13	38	380	7	40-NCST	0.8	10.0	7.8	115-NCST

STAES' CAREER GAME-BY-GAME

Opponent	Receiving			
	No.	Yds	TD	Lg
Old Dominion	1	4	-	4
Kennesaw State	1	7	-	7
Indiana State	2	31	1	18
Illinois	-	-	-	-
at Iowa	-	-	-	-
at Oregon	-	-	-	-
Michigan State	-	-	-	-
UCLA	-	-	-	-
at Maryland	1	13	-	13
at Penn State	-	-	-	-
Wisconsin	2	7	1	5
at Purdue	-	-	-	-
vs. Ohio State	-	-	-	-
vs. Alabama	-	-	-	-
Season	7	62	2	18

2024 (at Tennessee)

Opponent	Receiving			
	No.	Yds	TD	Lg
Chattanooga	2	13	-	9
vs. NC State	1	18	1	18
Kent State	1	16	-	16
at Oklahoma	2	8	-	6
at Arkansas	-	-	-	-
Florida	2	5	-	3
Alabama	1	5	-	5
Kentucky	3	27	-	20
Mississippi State	-	-	-	-
at Georgia	1	9	-	9
UTEP	2	30	-	18
at Vanderbilt	-	-	-	-
at Ohio State	-	-	-	-
Season	15	131	1	20

2023 (at Notre Dame)

Opponent	Receiving			
	No.	Yds	TD	Lg
vs. Navy	-	-	-	-
Tennessee State	1	4	1	4
at NC State	4	115	2	40
Central Michigan	1	4	1	4
Ohio State	-	-	-	-
at Duke	-	-	-	-
at Louisville	2	16	-	9
USC	2	10	-	7
Pittsburgh	2	14	-	9
at Clemson	1	7	-	7
Wake Forest	2	6	-	10
at Stanford	-	-	-	-
vs. Oregon State	-	-	-	-
Season	15	176	4	40

2022 (at Notre Dame)

Appeared in 11 games with one start ... Made collegiate debut against Marshall (9/10) in 2022 ... First collegiate start came at North Carolina (9/24) in 2022 ... First-career reception came versus BYU (10/8) and went for 11 yards.



DL TYRIQUE TUCKER

6-0 || 302 || R-JR.
NORFOLK, VA.

||| 95

Pronunciation: Tie-reek Tucker

Career Notes & Records

Appeared in 40 career games with 19 starts ... Played 13 games with five starts over two seasons at James Madison (2022-23) ... Redshirted initial collegiate season ... First collegiate start came at Virginia (9/9) in 2023 at James Madison.

2025 (Redshirt-Junior Season)

Season: Started all 14 games ... Made first Indiana start in season opener against Old Dominion (8/30).

Awards: Earned third-team All-America by Associated Press ... Also named All-America by On3 (1st) and The Athletic (2nd) ... Tabbed first-team All-Big Ten by the conference media and coaches panels.

Old Dominion (8/30): Made first Indiana start and broke up a first-quarter pass. **Kennesaw State (9/6):** Totaled four tackles with 1.0 tackles for loss ... Solo tackle for loss came on third down in the first quarter to force a punt that led to an IU touchdown drive. **Indiana State (9/12):** Both tackles went for a loss ... Totaled 1.5 tackles for loss and 1.0 sack ... Logged a solo sack in the first quarter ... Combined with Hosea Wheeler on a third-quarter tackle for loss. **Illinois (9/20):** Part of a defense that held Illinois to just 2 yards rushing - the sixth-fewest yards rushing allowed since at least 1950 ... Contributed to the third-most sacks (7.0) in a Big Ten game since the FBS began tracking the statistic in 2000 ... Collected four tackles with 2.0 sacks ... Sacked Luke Altmeyer in the first and fourth quarter - both solo takedowns. **at Iowa (9/27):** Posted seven tackles ... Combined with Kellan Wyatt on a first-quarter tackle for loss. **at Oregon (10/11):** Part of a defense that limited Oregon's offense to its fewest yards of total offense since 2021 versus Utah in the Pac-12 Championship Game ... Had one tackle. **Michigan State (10/18):** Chipped in two tackles. **UCLA (10/25):** Totaled four tackles with 2.5 tackles for loss and 1.5 sacks ... Combined on a sack of Nico Iamaleava on the game's first play with Rolijah Hardy ... Solo tackle for loss on UCLA's third drive of the game ... Posted solo sack in the second quarter on third down to force a punt. **at Maryland (11/1):** Had one stop. **at Penn State (11/8):** Four tackles included 1.5 sacks ... Combined with Mikail Kamara on a first-quarter sack ... Solo sack of Ethan Grunkemeyer came in the second quarter. **Wisconsin (11/15):** Chipped in one tackle ... Lone stop was a solo tackle for loss in the first quarter. **vs. Ohio State (12/6):** Had three tackles ... Posted 1.5 tackles for loss ... Combined with Mikail Kamara on a first-quarter tackle for loss ... Posted a solo tackle for loss in the third quarter. **vs. Alabama (1/1):** Broke up one pass.

2025 INDIANA FOOTBALL

TUCKER'S CAREER STATS (* - James Madison)

	GP/GS	Solo	Ast	Ttl	TFL	Sacks	Int-Yds	PBU	FF	FR-Yds
2022*					-DNP (Redshirted)-					
2023*	13/5	7	22	29	4.5-15	1.5-9	-	-	-	-
2024	13/-	9	15	24	4.5-20	2.5-16	-	1	-	-
2025	14/14	15	18	33	11.5-37	5.5-26	-	2	-	-
IU	27/14	24	33	57	16.0-57	8.0-26	-	3	-	-
Career	40/19	31	55	86	20.5-72	9.5-51	-	3	-	-

TUCKER'S CAREER GAME-BY-GAME

Opponent	Solo	Ast	Ttl	TFL	Sacks	Int-Yds	PBU	FF	FR-Yds
Old Dominion	-	-	-	-	-	-	1	-	-
Kennesaw State	2	2	4	1.0-1	-	-	-	-	-
Indiana State	1	1	2	1.5-7	1.0-5	-	-	-	-
Illinois	2	2	4	2.0-11	2.0-11	-	-	-	-
at Iowa	3	4	7	0.5-1	-	-	-	-	-
at Oregon	-	1	1	-	-	-	-	-	-
Michigan State	1	1	2	-	-	-	-	-	-
UCLA	2	2	4	2.5-12	1.5-9	-	-	-	-
at Maryland	1	-	1	-	-	-	-	-	-
at Penn State	1	2	3	1.5-1	1.0-1	-	-	-	-
Wisconsin	1	-	1	1.0-2	-	-	-	-	-
at Purdue	-	-	-	-	-	-	-	-	-
vs. Ohio State	1	2	3	1.5-2	-	-	-	-	-
vs. Alabama	-	-	-	-	-	-	1	-	-
Season	15	18	33	11.5-37	5.5-26	-	2	-	-

Opponent	Solo	Ast	Ttl	TFL	Sacks	Int-Yds	PBU	FF	FR-Yds
FIU	3	1	4	0.5-1	-	-	-	-	-
Western Illinois	2	2	4	1.5-11	1.5-11	-	-	-	-
at UCLA	-	-	-	-	-	-	-	-	-
Charlotte	-	3	3	1.0-2	-	-	-	-	-
Maryland	1	2	3	0.5-1	-	-	-	-	-
at Northwestern	-	-	-	-	-	-	-	-	-
Nebraska	1	-	1	-	-	-	-	-	-
Washington	1	2	3	0.5-3	0.5-3	-	1	-	-
at Michigan State	-	2	2	0.5-2	0.5-2	-	-	-	-
Michigan	1	1	2	-	-	-	-	-	-
at Ohio State	-	2	2	-	-	-	-	-	-
Purdue	-	-	-	-	-	-	-	-	-
Season	9	15	24	4.5-20	2.5-16	-	1	-	-

2023 (at James Madison)

Opponent	Solo	Ast	Ttl	TFL	Sacks	Int-Yds	PBU	FF	FR-Yds
Bucknell	1	-	1	-	-	-	-	-	-
at Virginia	-	4	4	-	-	-	-	-	-
at Troy	2	2	4	0.5-0	-	-	-	-	-
at Utah State	1	2	3	1.0-6	1.0-6	-	-	-	-
South Alabama	-	1	1	-	-	-	-	-	-
Georgia Southern	-	4	4	0.5-3	0.5-3	-	-	-	-
at Marshall	-	2	2	0.5-1	-	-	-	-	-
Old Dominion	-	-	-	-	-	-	-	-	-
at Georgia State	-	-	-	-	-	-	-	-	-
UConn	1	1	2	1.0-3	-	-	-	-	-
Appalachian State	1	2	3	0.5-1	-	-	-	-	-
at Coastal Carolina	-	2	2	0.5-1	-	-	-	-	-
vs. Air Force	1	2	3	-	-	-	-	-	-
Season	7	22	29	4.5-15	1.5-9	-	-	-	-



LB KAIDEN TURNER

6-0 II 229 II R-JR.
FAYETTEVILLE, ARK.

14

Pronunciation: kay-din turner

Career Notes & Records

Earned his bachelor's degree in sport marketing and management from Indiana ... First-career takeaway came via interception at Maryland (11/1).

2025 (Redshirt-Junior Season)

Season: Appeared in 11 games with one start ... Missed one game due to injury (at Penn State).

Indiana State (9/12): Had three tackles. Michigan State (10/18): Made one stop. UCLA (10/25): Posted two tackles ... Combined with Andrew DePaepe on a fourth-quarter tackle for loss. at Maryland (11/1): Pulled in a second-quarter interception that led to an Indiana field goal ... Added one tackle. Wisconsin (11/15): Posted two tackles.

TURNER'S CAREER STATS

	GP/GS	Solo	Ast	Ttl	TFL	Sacks	Int-Yds	PBU	FF	FR-Yds
2022	4/1	8	7	15	0.5-0	-	-	-	-	-
2023	6/-	1	1	2	-	-	-	-	-	-
2024	2/-	1	1	2	-	-	-	-	-	-
2025	11/1	4	5	9	0.5-0	-	1-0	-	-	-
Career	23/2	14	14	28	1.0-0	-	1-0	-	-	-

TURNER'S CAREER GAME-BY-GAME

Opponent	Solo	Ast	Ttl	TFL	Sacks	Int-Yds	PBU	FF	FR-Yds
Old Dominion	-	-	-	-	-	-	-	-	-
Kennesaw State	-	-	-	-	-	-	-	-	-
Indiana State	1	2	3	-	-	-	-	-	-
Illinois	-	-	-	-	-	-	-	-	-
at Iowa	-	-	-	-	-DNP-	-	-	-	-
at Oregon	-	-	-	-	-DNP-	-	-	-	-
Michigan State	1	-	1	-	-	-	-	-	-
UCLA	-	2	2	0.5-0	-	-	-	-	-
at Maryland	1	-	1	-	-	1-0	-	-	-
at Penn State	-	-	-	-	-DNP (Injury)-	-	-	-	-
Wisconsin	1	1	2	-	-	-	-	-	-
at Purdue	-	-	-	-	-	-	-	-	-
vs. Ohio State	-	-	-	-	-	-	-	-	-
vs. Alabama	-	-	-	-	-	-	-	-	-
Season	4	5	9	0.5-0	-	1-0	-	-	-

Opponent	Solo	Ast	Ttl	TFL	Sacks	Int-Yds	PBU	FF	FR-Yds
FIU	-	-	-	-	-DNP-	-	-	-	-
Western Illinois	1	1	2	-	-	-	-	-	-
at UCLA	-	-	-	-	-DNP-	-	-	-	-
Charlotte	-	-	-	-	-DNP-	-	-	-	-
Maryland	-	-	-	-	-DNP-	-	-	-	-
at Northwestern	-	-	-	-	-DNP-	-	-	-	-
Nebraska	-	-	-	-	-	-	-	-	-
Washington	-	-	-	-	-DNP-	-	-	-	-
at Michigan State	-	-	-	-	-DNP-	-	-	-	-
Michigan	-	-	-	-	-DNP-	-	-	-	-
at Ohio State	-	-	-	-	-DNP-	-	-	-	-
Purdue	-	-	-	-	-DNP-	-	-	-	-
at Notre Dame	-	-	-	-	-DNP-	-	-	-	-
Season	1	1	2	-	-	-	-	-	-

Opponent	Solo	Ast	Ttl	TFL	Sacks	Int-Yds	PBU	FF	FR-Yds
Ohio State	-	-	-	-	-DNP-	-	-	-	-
Indiana State	-	-	-	-	-DNP-	-	-	-	-
vs. Louisville	-	-	-	-	-DNP-	-	-	-	-
Akron	-	-	-	-	-DNP-	-	-	-	-
at Maryland	-	-	-	-	-	-	-	-	-
at Michigan	1	-	1	-	-	-	-	-	-
Rutgers	-	-	-	-	-DNP (Injury)-	-	-	-	-
at Penn State	-	-	-	-	-DNP (Injury)-	-	-	-	-
Wisconsin	-	-	-	-	-	-	-	-	-
at Illinois	-	-	-	-	-	-	-	-	-
Michigan State	-	-	-	-	-	-	-	-	-
at Purdue	-	1	1	-	-	-	-	-	-
Season	1	1	2	-	-	-	-	-	-

Opponent	Solo	Ast	Ttl	TFL	Sacks	Int-Yds	PBU	FF	FR-Yds
Illinois	-	-	-	-	-DNP-	-	-	-	-
Idaho	-	-	-	-	-DNP-	-	-	-	-
Western Kentucky	-	-	-	-	-DNP-	-	-	-	-
at Cincinnati	-	-	-	-	-DNP-	-	-	-	-
at Nebraska	-	-	-	-	-DNP-	-	-	-	-
Michigan	-	-	-	-	-DNP-	-	-	-	-
Maryland	-	-	-	-	-DNP-	-	-	-	-
at Rutgers	-	-	-	-	-DNP-	-	-	-	-
Penn State	1	1	2	0.5-0	-	-	-	-	-
at Ohio State	-	3	3	-	-	-	-	-	-
at Michigan State	-	1	1	-	-	-	-	-	-
Purdue	7	2	9	-	-	-	-	-	-
Season	8	7	15	0.5-0	-	-	-	-	-



DL ANDREW TURVY

6-2 || 253 || R-SR.
CARMEL, IND.

18

2025 (Redshirt-Senior Season)

Season: Appeared in four games.

Indiana State (9/12): Made two stops. Illinois (9/20): Posted two fourth-quarter tackles.

TURVY'S CAREER STATS

	GP/GS	Solo	Ast	Ttl	TFL	Sacks	Int-Yds	PBU	FF	FR-Yds
2021						-DNP (Redshirt)-				
2022	5/-	-	-	-	-	-	-	-	-	-
2023	7/-	-	-	-	-	-	-	-	-	-
2024	4/-	3	1	4	1.5-9	1.0-8	-	-	-	-
2025	4/-	1	3	4	-	-	-	-	-	-
Career	20/-	4	4	8	1.5-9	1.0-8	-	-	-	-

TURVY'S CAREER GAME-BY-GAME

Opponent	Solo	Ast	Ttl	TFL	Sacks	Int-Yds	PBU	FF	FR-Yds
Old Dominion					-DNP-				
Kennesaw State					-DNP-				
Indiana State	1	1	2	-	-	-	-	-	-
Illinois	-	2	2	-	-	-	-	-	-
at Iowa					-DNP-				
at Oregon	-	-	-	-	-	-	-	-	-
Michigan State					-DNP-				
at Maryland					-DNP-				
at Penn State					-DNP-				
Wisconsin					-DNP-				
at Purdue	-	-	-	-	-	-	-	-	-
vs. Ohio State					-DNP-				
vs. Alabama									
Season	1	3	4	-	-	-	-	-	-

Opponent	Solo	Ast	Ttl	TFL	Sacks	Int-Yds	PBU	FF	FR-Yds
FIU	1	1	2	1.5-9	1.0-8	-	-	-	-
Western Illinois	1	-	1	-	-	-	-	-	-
at UCLA					-DNP-				
Charlotte	1	-	1	-	-	-	-	-	-
Maryland					-DNP-				
at Northwestern					-DNP-				
Nebraska	-	-	-	-	-	-	-	-	-
Washington					-DNP-				
at Michigan State					-DNP-				
Michigan					-DNP-				
at Ohio State					-DNP-				
Purdue					-DNP-				
at Notre Dame					-DNP-				
Season	3	1	4	1.5-9	1.0-8	-	-	-	-

2023

Appeared in seven games ... Saw time mainly on special teams.

2022

Appeared in all five games ... Made collegiate debut against Idaho (9/10) on special teams.

2021

Did not see any game action and redshirted initial collegiate season ... Joined program as a walk-on during fall camp.



LB JEFF UTZINGER

6-3 || 232 || R-JR.
CARMEL, IND.

34

Career Notes & Records

Appeared in 27 career games ... Made collegiate debut against FIU (8/31) in the 2204 season opener and made first career tackle ... Added to scholarship during the offseason in 2025.

2025 (Redshirt-Junior Season)

Season: Appeared in all 14 games.

Old Dominion (8/30): Saw action mainly on special teams. Kennesaw State (9/6): Made one tackle. Indiana State (9/12): Had two stops. UCLA (10/25): Totaled three tackles. at Maryland (11/1): Logged two tackles. at Penn State (11/8): Had one tackle on special teams. Wisconsin (11/15): Made one stop. at Purdue (11/28): Totaled three tackles. vs. Ohio State (12/6): Chipped in one stop.

UTZINGER'S CAREER STATS

	GP/GS	Solo	Ast	Ttl	TFL	Sacks	Int-Yds	PBU	FF	FR-Yds
2022						-DNP (Redshirted)-				
2023						-DNP-				
2024	13/-	2	4	6	-	-	-	-	-	-
2025	14/-	3	11	14	-	-	-	-	-	-
Career	27/-	5	15	20	-	-	-	-	-	-

UTZINGER'S CAREER GAME-BY-GAME

Opponent	Solo	Ast	Ttl	TFL	Sacks	Int-Yds	PBU	FF	FR-Yds
Old Dominion	-	-	-	-	-	-	-	-	-
Kennesaw State	-	1	1	-	-	-	-	-	-
Indiana State	1	1	2	-	-	-	-	-	-
Illinois	-	-	-	-	-	-	-	-	-
at Iowa	-	-	-	-	-	-	-	-	-
at Oregon	-	-	-	-	-	-	-	-	-
Michigan State	-	-	-	-	-	-	-	-	-
UCLA	-	3	3	-	-	-	-	-	-
at Maryland	-	2	2	-	-	-	-	-	-
at Penn State	1	-	1	-	-	-	-	-	-
Wisconsin	-	1	1	-	-	-	-	-	-
at Purdue	1	2	3	-	-	-	-	-	-
vs. Ohio State	-	1	1	-	-	-	-	-	-
vs. Alabama	-	-	-	-	-	-	-	-	-
Season	3	11	14	-	-	-	-	-	-

2024

Opponent	Solo	Ast	Ttl	TFL	Sacks	Int-Yds	PBU	FF	FR-Yds
FIU	-	1	1	-	-	-	-	-	-
Western Illinois	-	-	-	-	-	-	-	-	-
at UCLA	-	1	1	-	-	-	-	-	-
Charlotte	-	-	-	-	-	-	-	-	-
Maryland	1	-	1	-	-	-	-	-	-
at Northwestern	-	-	-	-	-	-	-	-	-
Nebraska	-	2	2	-	-	-	-	-	-
Washington	-	-	-	-	-	-	-	-	-
at Michigan State	-	-	-	-	-	-	-	-	-
Michigan	-	-	-	-	-	-	-	-	-
at Ohio State	-	-	-	-	-	-	-	-	-
Purdue	1	-	1	-	-	-	-	-	-
at Notre Dame	-	-	-	-	-	-	-	-	-
Season	2	4	6	-	-	-	-	-	-

2023

Did not see any game action.

2022

Did not see any game action and redshirted initial collegiate season ... Joined program as a walk-on during fall camp.



RB SOLOMON VANHORSE

5-8 || 185 || GR.+
ALPHARETTA, GA.

18

Career Notes & Records

Earned his bachelor's degree in sports management with a business minor from James Madison ... Finished his masters degree in adult education/ human resource development from James Madison ... Appeared in 64 career games with nine starts ... Played in 37 career games with nine starts over six seasons at James Madison (2018-23) ... Redshirted initial collegiate season ... Missed majority of 2022 and 2023 seasons due to injuries ... Totaled 2,079 career all-purpose yards (647 rushing, 604 receiving, 60 punt return, 768 kickoff return) ... Made collegiate debut in 2019 season opener at West Virginia (8/31) and scored first collegiate rushing touchdown ... First collegiate start came in Week 2 in 2019 versus Saint Francis (Pa.) (9/7) ... Caught first career touchdown pass against Morgan State (9/14) in 2019 ... Became the 39th player in FBS or FCS since 1996 to return a kickoff for a touchdown, score a rushing touchdown and have a receiving touchdown in the same game (Towson, 11/20).

2025 (Graduate+ Season)

Season: Appeared in all 14 games.

Kennesaw State (9/6): Carried once for 3 yards. Illinois (9/20): Gained 27 yards on four carries. at Oregon (10/11): Made one tackle on special teams. Michigan State (10/18): Returned one kickoff for 5 yards. UCLA (10/25): Gained 2 yards on lone rush in the fourth quarter. at Maryland (11/1): Rushed twice for 14 yards. Wisconsin (11/15): Gained 2 yards on lone rushing attempt.

2025 INDIANA FOOTBALL

VANHORSE'S CAREER STATS - RUSHING (* - James Madison)

	GP/GS	Car	Yds	TD	Long	YPC	YPG	High
2018*					-DNP (Redshirted)-			
2019*	14/6	88	382	5	30-STFR	4.3	27.3	86-STFR
2020*	7/-	6	100	1	68-MORE	16.7	14.3	82-MOR
2021*	12/3	42	117	1	13-CAMP	2.8	9.8	47-CAM
2022*	3/-	-	-	-	-	-	-	-
2023*	1/-	-	-	-	-	-	-	-
2024	13/-	-	-	-	-	-	-	-
2025	14/-	9	48	-	12-ILL	5.3	3.4	14-UMD
IU	27/-	9	48	-	12-ILL	5.3	1.8	14-UMD
Career	64/9	145	647	7	68-MORE	4.5	10.1	86-STFR

VANHORSE'S CAREER STATS - RECEIVING (* - James Madison)

	GP/GS	Rec	Yds	TD	Long	RPG	YPR	YPG	High
2018*					-DNP (Redshirted)-				
2019*	14/6	12	133	1	19-MORG	0.9	11.1	9.5	42-VIL
2020*	7/-	3	26	-	15-UND	0.4	8.7	3.7	26-UND
2021*	12/3	33	338	5	63-SELU	2.8	10.2	28.2	63-SELA
2022*	3/-	6	86	1	46-TXST	2.0	14.3	28.7	46-TXST
2023*	1/-	1	7	-	7-BUCK	1.0	7.0	7.0	7-BUCK
2024	13/-	1	14	-	14-WIU	0.1	14.0	1.2	14-WIU
2025	14/-	-	-	-	-	-	-	-	-
IU	27/-	1	14	-	14-WIU	0.1	14.0	0.5	14-WIU
Career	64/9	56	604	7	63-SELA	0.9	10.8	9.4	63-SELA

NOTE: Returned 34 career kickoffs for 768 yards (22.6 ypr) and one touchdown ... Kickoff return touchdown came against Towson (11/20) in 2021 ... Owns 2 career punt returns for 60 yards (30.0 ypr) ... Has six career tackles.

VANHORSE'S CAREER GAME-BY-GAME

2025	Rushing				Kickoff Return			
Opponent	No.	Yds	TD	Lg	No.	Yds	TD	Lg
Old Dominion	-	-	-	-	-	-	-	-
Kennesaw State	1	3	-	3	-	-	-	-
Indiana State	-	-	-	-	-	-	-	-
Illinois	4	27	-	12	-	-	-	-
at Iowa	-	-	-	-	-	-	-	-
at Oregon	-	-	-	-	-	-	-	-
Michigan State	-	-	-	-	1	5	-	5
UCLA	1	2	-	2	-	-	-	-
at Maryland	2	14	-	8	-	-	-	-
at Penn State	-	-	-	-	-	-	-	-
Wisconsin	1	2	-	2	-	-	-	-
at Purdue	-	-	-	-	-	-	-	-
vs. Ohio State	-	-	-	-	-	-	-	-
vs. Alabama	-	-	-	-	-	-	-	-
Season	9	48	-	12	1	5	-	5

2024	Receiving				Kickoff Return			
Opponent	No.	Yds	TD	Lg	No.	Yds	TD	Lg
FIU	-	-	-	-	1	25	-	25
Western Illinois	1	14	-	14	1	32	-	32
at UCLA	-	-	-	-	1	13	-	13
Charlotte	-	-	-	-	-	-	-	-
Maryland	-	-	-	-	-	-	-	-
at Northwestern	-	-	-	-	-	-	-	-
Nebraska	-	-	-	-	-	-	-	-
Washington	-	-	-	-	-	-	-	-
at Michigan State	-	-	-	-	1	14	-	14
Michigan	-	-	-	-	-	-	-	-
at Ohio State	-	-	-	-	-	-	-	-
Purdue	-	-	-	-	-	-	-	-
at Notre Dame	-	-	-	-	1	18	-	18
Season	1	14	-	14	5	102	-	32

2023 (at James Madison)

Appeared in one game ... Missed remainder of the season due to injury Caught one pass for 7 yards against Bucknell (9/2) and returned two kickoffs for 60 yards.

2022 (at James Madison)

Appeared in three game ... Missed eight games due to injury and received a medical hardship waiver ... Rushed six times for 86 yards and one touchdown ... Returned three kickoffs for 49 yards.

2021 (at James Madison)	Rushing				Receiving				Kickoff Return			
Opponent	No.	Yds	TD	Lg	No.	Yds	TD	Lg	No.	Yds	TD	Lg
Morehead State	3	14	-	11	3	39	2	19	2	35	-	18
Maine	2	-	-	-	4	19	-	6	1	27	-	27
Villanova	-	-	-	-	2	14	-	9	3	83	-	45
at Richmond	1	4	-	4	2	28	1	25	-	-	-	-
at Delaware	-	-	-	-	3	9	-	15	-	-	-	-
Elon	3	9	-	6	1	5	-	5	2	50	-	33
Campbell	8	47	-	13	3	47	-	23	-	-	-	-
at William & Mary	14	22	-	9	3	33	-	19	2	40	-	22
Towson	4	16	1	9	2	16	1	10	2	139	1	94
Southeastern Louisiana	5	(-3)	-	6	1	63	1	63	2	42	-	25
Montana	2	8	-	8	1	8	-	8	-	-	-	-
at North Dakota State	-	-	-	-	8	57	-	22	3	53	-	21
Season	42	117	1	13	33	338	5	63	17	469	1	94

2020 (at James Madison)	Rushing				Receiving				Kickoff Return			
Opponent	No.	Yds	TD	Lg	No.	Yds	TD	Lg	No.	Yds	TD	Lg
Morehead State	5	82	1	68	1	-	-	-	-	-	-	-
Robert Morris	-	-	-	-	-	-	-	-	1	24	-	24
at Elon	-	-	-	-	-	-	-	-	-	-	-	-
at William & Mary	-	-	-	-	-	-	-	-	-	-	-	-
Richmond	-	-	-	-	-	-	-	-	2	37	-	21
VMI	-	-	-	-	-	-	-	-	-	-	-	-
North Dakota	1	18	-	18	2	26	-	15	-	-	-	-
at Sam Houston	-	-	-	-	-	-	-	-	4	65	-	26
Season	6	100	1	68	3	26	-	15	7	126	-	26

2019 (at James Madison)	Rushing				Receiving				Kickoff Return			
Opponent	No.	Yds	TD	Lg	No.	Yds	TD	Lg	No.	Yds	TD	Lg
at West Virginia	12	55	1	10	1	4	-	4	-	-	-	-
Saint Francis (Pa.)	14	86	2	30	-	-	-	-	-	-	-	-
Morgan State	7	48	-	18	1	19	1	19	-	-	-	-
at Chattanooga	10	35	-	8	1	7	-	7	-	-	-	-
at Elon	11	63	2	14	-	-	-	-	-	-	-	-
at Stony Brook	14	48	-	15	1	8	-	8	-	-	-	-
Villanova	4	9	-	4	3	42	-	15	-	-	-	-
at William & Mary	2	-	-	-	2	24	-	18	-	-	-	-
Towson	-	-	-	-	-	-	-	-	-	-	-	-
New Hampshire	-	-	-	-	-	-	-	-	-	-	-	-
Richmond	5	17	-	9	-	-	-	-	-	-	-	-
at Rhode Island	3	9	-	8	-	-	-	-	1	17	-	17
Monmouth	6	12	-	3	1	7	-	7	-	-	-	-
Northern Iowa	-	-	-	-	2	22	-	18	-	-	-	-
Weber State	-	-	-	-	-	-	-	-	-	-	-	-
vs. North Dakota State	-	-	-	-	-	-	-	-	-	-	-	-
Season	88	382	5	30	12	133	1	19	1	17	-	17



K QUINN WARREN

6-6 II 223 II SO.
INDIANAPOLIS, IND.

93

Career Notes & Records

Appeared in 18 career games ... Seen time as kickoff specialist and punter ... One of five true freshmen not to redshirt in 2024 ... Made collegiate debut at UCLA (9/14) ... One of 12 true freshmen to debut in 2024 and one of five not to redshirt.

2025 (Sophomore Season)

Season: Appeared in 11 games ... Three of five punts have landed inside the 10-yard line ... 17 of 37 kickoffs have ended in touchback.

Old Dominion (8/30): Pinned lone punt inside the 20-yard line ... Punt traveled 38 yards and was downed at the Old Dominion 3-yard line. **Kennesaw State (9/6):** Hit two punts for a 44.5-yard average ... Landed one punt inside the 10-yard line. **Indiana State (9/12):** Lone punt came out of his own end zone and traveled 57 yards. **Illinois (9/20):** Hit two punts for an average of 52.0 yards ... Pinned one punt inside the 10-yard line in the second quarter. **UCLA (10/25):** Four of seven kickoffs ended in touchbacks ... Averaged 64.3 yards per kickoff. **at Maryland (11/1):** Hit eight kickoffs for an average of 61.4 yards with six touchbacks. **at Penn State (11/8):** Hit six kickoffs for a 54.5 average ... One kickoff went for a touchback. **Wisconsin (11/15):** Logged six kickoffs for an average of 63.3 yards ... Three kickoffs went for a touchback. **at Purdue (11/28):** Hit six kickoffs for an average of 61.2 yards. **vs. Ohio State (12/6):** Hit four kickoffs for 64.0-yard average ... Three kickoffs went for a touchback. **vs. Alabama (1/1):** Averaged 65.0 yards on seven kickoffs ... Six went for touchbacks.

WARREN'S CAREER STATS - PUNTING

	GP	No	Yds	Long	YPP	TB	FC	I20	50+	Blkd
2024	7/-	-	-	-	-	-	-	-	-	-
2025	10/-	6	288	57-ISU	48.0	-	-	3	3	-
Career	17/-	6	288	57-ISU	48.0	-	-	3	3	-

NOTE: Owns 79 career kickoffs for 4,875 yards (61.7 ypk) and 34 touchbacks ... Owns one career tackle.

2025 INDIANA FOOTBALL

WARREN'S CAREER GAME-BY-GAME - PUNTING
2025

Oponent	No	Avg	Long	Yds	TB	FC	I20	50+	Blkd
Old Dominion	1	38.0	38	38	-	-	1	-	-
Kennesaw State	2	44.5	49	89	-	-	1	-	-
Indiana State	1	57.0	57	57	-	-	-	1	-
Illinois	2	52.0	52	104	-	-	1	2	-
at Iowa				-DNP-					
at Oregon				-DNP-					
Michigan State				-DNP-					
UCLA	-	-	-	-	-	-	-	-	-
at Maryland	-	-	-	-	-	-	-	-	-
at Penn State	-	-	-	-	-	-	-	-	-
Wisconsin	-	-	-	-	-	-	-	-	-
at Purdue	-	-	-	-	-	-	-	-	-
vs. Ohio State	-	-	-	-	-	-	-	-	-
vs. Alabama	-	-	-	-	-	-	-	-	-
Season	6	48.0	57-INST	288	-	-	3	3	-



WR JACKSON WASSERSTROM

5-11 II 175 II R-JR.
WESTFIELD, IND.

17

Career Notes & Records

Walk-on that made collegiate debut in 2023 against Indiana State (9/8) ... First collegiate reception came in Week 2 of 2025 against Kennesaw State (9/6).

2025 (Redshirt-Junior Season)

Season: Appeared in seven games.

Kennesaw State (9/6): Caught first collegiate pass from Alberto Mendoza in the fourth quarter for 17 yards. **UCLA (10/25):** Caught one pass for 4 yards.

WASSERSTROM'S CAREER STATS - RECEIVING

	GP/GS	Rec	Yds	TD	Long	RPG	YPR	YPG	High
2022					-DNP (Redshirt)-				
2023	1/-	-	-	-	-	-	-	-	-
2024	1/-	-	-	-	-	-	-	-	-
2025	8/-	2	21	-	17-KENN	0.4	10.5	4.1	17-KENN
Career	10/-	2	21	-	17-KENN	0.3	10.5	2.9	17-KENN

WASSERSTROM'S CAREER GAME-BY-GAME

2025	Oponent	No.	Yds	TD	Lg
	Old Dominion		-DNP-		
	Kennesaw State	1	17	-	17
	Indiana State	-	-	-	-
	Illinois	-	-	-	-
	at Iowa		-DNP-		
	at Oregon		-DNP-		
	Michigan State	-	-	-	-
	UCLA	1	4	-	2
	at Maryland	-	-	-	-
	at Penn State	-	-	-DNP-	
	Wisconsin	-	-	-	-
	at Purdue	-	-	-	-
	vs. Ohio State	-	-	-DNP-	
	vs. Alabama	-	-	-DNP-	
Season		2	21	-	17

2024

Appeared in one game ... Made season debut against Western Illinois (9/6).

2023

Appeared in one game ... Made collegiate debut against Indiana State (9/8).

2022

Did not see any game action and redshirted initial collegiate season ... Joined program as a walk-on during fall camp.



DL HOSEA WHEELER

6-3 II 298 II R-SR.
ELK GROVE, CALIF.

0

Pronunciation: Ho-zay-uh Wheeler

Career Notes & Records

Appeared in 45 career game with 30 starts ... Spent three seasons at Western Kentucky (2022-24) with 31 games played and 25 starts ... Played in nine games during one season at Sacramento City College (2021) ... Tabbed first-team All-Conference USA once (2024) ... Owns six career forced turnovers (1 INT, 2 FF, 3 FR) ... Blocked two career kicks - both in 2024 ... Has at least one tackle in 39 of his last 41 games.

2025 (Redshirt-Senior Season)

Season: Appeared in all 14 games with five starts.

Old Dominion (8/30): Posted five tackles - one solo. **Indiana State (9/12):** Totaled three stops ... Posted 1.0 tackles for loss with a pair of combined efforts ... Combined with Mario Landino on a second-quarter tackle for loss ... Chipped in with Tyrique Tucker on a third-quarter stop behind the line. **Illinois (9/20):** Part of a defense that held Illinois to just 2 yards rushing - the sixth-fewest yards rushing allowed since at least 1950 ... Had two tackles with 0.5 tackle for loss ... Combined with Kellan Wyatt on a first-quarter tackle for loss. **at Iowa (9/27):** Made one stop. **at Oregon (10/11):** Part of a defense that limited Oregon's offense to its fewest yards of total offense since 2021 versus Utah in the Pac-12 Championship Game ... Posted three tackles. **Michigan State (10/18):** Totaled three tackles with 0.5 tackle for loss ... All three tackles came within 1 yard of the line of scrimmage ... Combined with Mikail Kamara on a second-quarter tackle for loss. **UCLA (10/25):** Had one tackle ... Recovered a second-quarter fumble that set up IU's fourth touchdown off the game. **at Maryland (11/1):** Chipped in two tackles. **at Penn State (11/8):** Had four tackles with 0.5 tackle for loss ... Combined with Mario Landino on a first-quarter tackle for loss. **Wisconsin (11/15):** Had one tackle ... Recovered a fumble that was forced by Stephen Daley in the third quarter that led to an IU touchdown. **at Purdue (11/28):** Totaled three tackles with 1.5 tackles for loss ... Had solo tackle for loss in he second quarter ... Combined with Stephen Daley on a third-quarter stop behind the line. **vs. Alabama (1/1):** Posted two stops.

WHEELER'S CAREER STATISTICS (* - Western Kentucky)

	GP/GS	Solo	Ast	Ttl	TFL	Sacks	Int-Yds	PBU	FF	FR-Yds
2021										
						-Sacramento City College-				
2022*	4/-	-	1	1	-	-	-	-	-	-
2023*	13/11	21	21	42	3.0-12	2.0-11	1-0	-	1	-
2024*	14/14	29	46	75	5.0-14	2.0-10	-	-	1	1-0
2025	14/5	10	20	30	4.0-7	-	-	-	-	2-0
IU	14/5	10	20	30	4.0-7	-	-	-	-	2-0
Career	45/30	60	88	148	12.0-33	4.0-21	1-0	-	2	3-0

NOTE: Blocked two career kicks - both fourth-quarter field goal attempts while at WKU.

WHEELER'S CAREER GAME-BY-GAME

2025	Oponent	Solo	Ast	Ttl	TFL	Sacks	Int-Yds	PBU	FF	FR-Yds
	Old Dominion	1	4	5	-	-	-	-	-	-
	Kennesaw State	-	-	-	-	-	-	-	-	-
	Indiana State	-	3	3	1.0-3	-	-	-	-	-
	Illinois	1	1	2	0.5-0	-	-	-	-	-
	at Iowa	1	-	1	-	-	-	-	-	-
	at Oregon	1	2	3	-	-	-	-	-	-
	Michigan State	1	2	3	0.5-1	-	-	-	-	-
	UCLA	1	-	1	-	-	-	-	-	1-0
	at Maryland	1	1	2	-	-	-	-	-	-
	at Penn State	1	3	4	0.5-1	-	-	-	-	-
	Wisconsin	-	1	1	-	-	-	-	-	1-0
	at Purdue	1	2	3	1.5-2	-	-	-	-	-
	vs. Ohio State	-	-	-	-	-	-	-	-	-
	vs. Alabama	1	1	2	-	-	-	-	-	-
Season		10	20	30	4.0-7	-	-	-	-	2-0

2024 (at Western Kentucky)

Oponent	Solo	Ast	Ttl	TFL	Sacks	Int-Yds	PBU	FF	FR-Yds
at Alabama	1	2	3	1.0-7	1.0-7	-	-	1	-
Eastern Kentucky	3	2	5	0.5-1	-	-	-	-	-
at Middle Tennessee	2	1	3	-	-	-	-	-	-
Toledo	5	3	8	1.0-1	-	-	-	-	-
at Boston College	1	5	6	0.5-1	-	-	-	-	-
UTEP	2	4	6	0.5-1	-	-	-	-	-
at Sam Houston State	3	2	5	-	-	-	-	-	-
Kennesaw State	5	3	8	1.0-3	1.0-3	-	-	-	-
at New Mexico State	1	8	9	0.5-0	-	-	-	-	1-0
Louisiana Tech	2	1	3	-	-	-	-	-	-
at Liberty	1	4	5	-	-	-	-	-	-
Jacksonville State	3	5	8	-	-	-	-	-	-
at Jacksonville State	-	5	5	-	-	-	-	-	-
vs. James Madison	-	1	1	-	-	-	-	-	-
Season	29	46	75	5.0-14	2.0-10	-	-	1	1-0



2025 INDIANA FOOTBALL

2023 (at Western Kentucky)

Opponent	Solo	Asst	Ttl	TFL	Sacks	Int-Yds	PBU	FF	FR-Yds
USF	1	3	4	-	-	-	-	-	-
Houston Christian	2	-	2	-	-	-	-	-	-
at Ohio State	1	-	1	1.0-3	1.0-3	1-0	-	1	-
at Troy	4	2	6	-	-	-	-	-	-
Middle Tennessee State	4	2	6	-	-	-	-	-	-
at Louisiana Tech	1	2	3	-	-	-	-	-	-
at Jacksonville State	2	1	3	1.0-8	1.0-8	-	-	-	-
Liberty	2	2	4	-	-	-	-	-	-
at UTEP	1	2	3	0.5-1	-	-	-	-	-
New Mexico State	2	2	4	-	-	-	-	-	-
Sam Houston State	1	1	2	-	-	-	-	-	-
at FIU	-	2	2	-	-	-	-	-	-
vs. Old Dominion	-	2	2	0.5-0	-	-	-	-	-
Season	21	21	42	3.0-12	2.0-11	1-0	-	1	-

2022 (at Western Kentucky)

Appeared in four games ... Made collegiate debut at Hawaii (9/3) ... First collegiate tackle came versus South Alabama (12/21) in the New Orleans Bowl.



OL BAYLOR WILKIN

6-5 II 290 II FR.
VAN BUREN, OHIO

III 61

2025 (Freshman Season)

Season: Appeared in four games ... Made collegiate debut against Kennesaw State (9/6) ... One of 12 true freshmen to make collegiate debut.

Kennesaw State (9/6): Made collegiate debut in the fourth quarter on offense. **Illinois (9/20):** Saw snaps on offense in the fourth quarter. **at Maryland (11/1):** Saw extended time on the offensive line in the fourth quarter ... Part of the eight-play, 93-yard scoring drive in the fourth quarter that ended with a 1-yard touchdown rush by Khobie Martin. **at Purdue (11/28):** Played the fourth quarter ... Helped the offense gain 102 yards of total offense with one touchdowns drive.



WR E.J. WILLIAMS JR.

6-3 II 205 II R-SR.+
PHENIX CITY, ALA.

III 7

Career Notes & Records

Earned his bachelor's degree in liberal studies with a minor in communications from Indiana ... Appeared in 58 career games with 19 starts ... Played in 33 games with six starts over three seasons at Clemson (2020-22) ... Joined IU in the spring of 2023 ... Caught first touchdown pass as a Hoosier in Week 2 of 2025 against Kennesaw State (9/6) ... Posted first-career 100-yard receiving game in 2025 versus UCLA (10/25).

2025 (Redshirt-Senior+ Season)

Season: Appeared in 13 games with 10 starts.

Old Dominion (8/30): Caught a game-high five passes for 45 yards. **Kennesaw State (9/6):** Made three receptions for 27 yards ... Pulled in an 8-yard touchdown pass for his first score as a Hoosier and first touchdown since the College Football Playoff semifinals versus Notre Dame in 2020 as a true freshman. **Indiana State (9/12):** Had two catches for 27 yards. **Illinois (9/20):** Pulled in all three targets for 17 yards and one touchdown ... Caught 11-yard touchdown pass in the second quarter. **at Iowa (9/27):** Lone reception went for 37 yards and a first down in the second quarter. **Michigan State (10/18):** Caught five passes for 59 yards and one touchdown ... Caught two passes for 28 yard, including the 13-yard touchdown reception on Indiana's opening drive. **UCLA (10/25):** Posted first 100-yard receiving game of his career with 109 yards on five catches ... Grabbed a 2-yard touchdown pass in the second quarter ... Caught 62-yard touchdown pass in the third quarter. **at Maryland (11/1):** Caught two passes for 15 yards. **at Penn State (11/8):** Caught two passes for 16 yards ... Had one catch for 12 yards on IU's final scoring drive. **Wisconsin (11/15):** Logged five receptions for 52 yards. **vs. Ohio State (12/6):** Caught one pass for 12 yards. **vs. Alabama (1/1):** Caught one pass for 9 yards.

WILLIAMS JR.'S CAREER STATS - RECEIVING (* - Clemson)

	GP/GS	Rec	Yds	TD	Long	RPG	YPR	YPG	High
2020*	12/4	24	306	2	38-CIT	2.0	12.8	25.5	80-ND
2021*	8/2	9	66	-	17-BC	1.1	7.3	8.3	30-BC
2022*	13/-	7	70	-	14-FUR	0.5	10.0	5.4	38-FUR
2023	8/3	23	281	-	27-ILL	2.9	12.2	35.1	54-ILL
2024	4/-	2	49	-	37-NW	0.5	24.5	12.2	37-NW
2025	13/10	35	425	5	62-UCLA	2.7	12.1	32.7	109-UCLA
IU	25/13	60	755	5	62-UCLA	2.4	12.6	30.2	109-UCLA
Career	58/19	100	1,197	7	62-UCLA	1.7	12.0	20.6	109-UCLA

WILLIAMS JR.'S CAREER GAME-BY-GAME

Opponent	Receiving			
	No.	Yds	TD	Lg
Old Dominion	5	45	-	22
Kennesaw State	3	27	1	14
Indiana State	2	27	-	18
Illinois	3	17	1	11
at Iowa	1	37	-	37
at Oregon	-	-	-	-
Michigan State	5	59	1	19
UCLA	5	109	2	62
at Maryland	2	15	-	11
at Penn State	2	16	-	12
Wisconsin	5	52	-	14
at Purdue	-	-	-	-
vs. Ohio State	1	12	-	12
vs. Alabama	1	9	-	9
Season	35	425	5	62

2024

Appeared in four games ... Missed the first two games due to injury ... Entered the transfer portal after Week 8 ... Caught two passes for 49 yards.

Opponent	Receiving			
	No.	Yds	TD	Lg
Ohio State	1	19	-	19
Indiana State	1	10	-	10
vs. Louisville	-	-	-	-
Akron	-	-	-	-
at Maryland	-	-	-	-
at Michigan	-	-	-	-
Rutgers	-	-	-	-
at Penn State	1	5	-	5
Wisconsin	4	48	-	21
at Illinois	4	54	-	27
Michigan State	6	48	-	13
at Purdue	6	97	-	25
Season	23	281	-	27

2022 (at Clemson)

Opponent	Receiving			
	No.	Yds	TD	Lg
at Georgia Tech	1	8	-	8
Furman	3	38	-	14
Louisiana Tech	-	-	-	-
at Wake Forest	1	12	-	12
NC State	1	3	-	3
at Boston College	-	-	-	-
at Florida State	-	-	-	-
Syracuse	-	-	-	-
at Notre Dame	-	-	-	-
Louisville	1	9	-	9
Miami (Fla.)	-	-	-	-
South Carolina	-	-	-	-
vs. North Carolina	-	-	-	-
vs. Tennessee	-	-	-	-
Season	7	70	-	14

2021 (at Clemson)

Opponent	Receiving			
	No.	Yds	TD	Lg
Georgia	1	0	-	0
South Carolina State	1	10	-	10
Georgia Tech	-	-	-	-
at NC State	-	-	-	-
Boston College	3	30	-	17
at Syracuse	-	-	-	-
at Pittsburgh	-	-	-	-
Florida State	2	8	-	10
at Louisville	1	7	-	7
UConn	1	11	-	11
Wake Forest	-	-	-	-
at South Carolina	-	-	-	-
vs. Iowa State	-	-	-	-
Season	9	66	-	17

2025 INDIANA FOOTBALL

2020 (at Clemson)

Opponent	No.	Yds	TD	Lg
at Wake Forest	1	6	-	6
The Citadel	3	58	-	38
Virginia	-	-	-	-
Miami (FL)	1	(-4)	-	-
at Georgia Tech	2	29	-	16
Syracuse	2	22	-	21
Boston College	2	24	-	15
at Notre Dame	1	8	-	8
Pittsburgh	3	38	1	32
at Virginia Tech	-	-	-	-
vs. Notre Dame	4	80	1	33
vs. Ohio State	5	45	-	13
Season	24	306	2	38

**QB GRANT WILSON****6-3 || 220 || R-SR.+
ARLINGTON, VA.****III 5****Career Notes & Records**

Earned his bachelor's degree in finance from Old Dominion ... Currently working on his MBA at Indiana's Kelley School of Business ... Appeared in 25 career games with 14 starts over five collegiate seasons ... Appeared in 15 games with 14 starts over two seasons at Old Dominion (2023-24) ... Made seven appearances in three seasons at Fordham (2020-22) and redshirted his initial collegiate season ... Collegiate debut came versus Wagner (10/9) in 2021 at Fordham ... First collegiate start was against Virginia Tech (9/2) in the 2023 season opener while at Old Dominion.

2025 (Redshirt-Senior+ Season)

Season: Appeared in three games ... Made Indiana debut against Indiana State (9/12).

Indiana State (9/12): Completed lone pass attempt for 5 yards. **Illinois (9/20):** Entered as quarterback in the fourth quarter ... Rushed once for 6 yards.

WILSON'S CAREER STATS - PASSING (* - Old Dominion | ^ - Fordham)

	GP/GS	C	A	INT	Yds	TD	Long	CMP%	YPC	YPG	High
2020^							-DNP (Redshirted)-				
2021^	3/-	6	8	-	52	-	19-BUCK	.750	8.7	17.3	36-BUCK
2022^	4/-	4	5	-	41	2	19-SB	.800	10.3	10.3	35-SB
2023*	12/11	178	312	8	2,149	17	78-USM	.571	12.1	179.1	277-JMU
2024*	3/3	48	86	3	507	4	75-BGSU	.558	10.6	169.0	197-SC
2025	3/-	1	1	-	5	-	5-INST	1.000	5.0	1.7	5-INST
IU	3/-	1	1	-	5	-	5-INST	1.000	5.0	1.7	5-INST
Career	25/14	237	412	11	2,754	23	78-USM	.575	11.6	110.2	277-JMU

WILSON'S CAREER STATS - RUSHING (Old Dominion)

	GP/GS	Car	Yds	TD	Long	YPC	YPG	High
2020					-DNP (Redshirted)-			
2021^	3/-	3	2	-	5-WAG	0.7	0.7	7-WAG
2022^	4/-	8	25	-	21-SB	3.1	6.3	22-SB
2023*	12/11	130	289	4	79-WKU	2.2	24.1	126-WKU
2024*	3/3	28	47	1	36-SC	1.7	15.7	16-SC
2025	3/-	1	6	-	6-ILL	6.0	2.0	6-ILL
IU	3/-	1	6	-	6-ILL	6.0	2.0	6-ILL
Career	25/14	170	369	5	79-WKU	2.2	14.8	126-WKU

G. WILSON'S CAREER GAME-BY-GAME - PASSING

Opponent	C	A	INT	Yds	TD	Long	CMP%	YPC
Old Dominion					-DNP-			
Kennesaw State					-DNP-			
Indiana State	1	1	-	5	-	5-INST	1.000	5.0
Illinois	-	-	-	-	-	-	-	-
at Iowa					-DNP-			
at Oregon					-DNP-			
Michigan State					-DNP-			
UCLA					-DNP-			
at Maryland	-	-	-	-	-	-	-	-
at Penn State					-DNP-			
Wisconsin					-DNP-			
at Purdue					-DNP-			
vs. Ohio State					-DNP-			
vs. Alabama					-DNP-			
Season	1	1	-	5	-	5-INST	1.000	2.5

2024 (at Old Dominion)

Opponent	C	A	INT	Yds	TD	Long	CMP%	YPC
at South Carolina	22	38	2	197	1	72	.570	9.0
East Carolina	20	34	1	192	1	44	.588	9.6
Virginia Tech					-DNP (Injury)			
at Bowling Green	6	14	-	118	2	75	.429	19.7
at Coastal Carolina					-DNP (Injury)			
at Georgia State					-DNP (Injury)			
Texas State					-DNP (Injury)			
Georgia Southern					-DNP (Injury)			
at Appalachian State					-DNP (Injury)			
James Madison					-DNP (Injury)			
Marshall					-DNP (Injury)			
at Arkansas State					-DNP (Injury)			
Season	48	86	3	507	4	75	.558	10.6

2023 (at Old Dominion)


Opponent	C	A	INT	Yds	TD	Long	CMP%	YPC
at Virginia Tech	13	25	1	94	2	16	.520	7.2
Louisiana-Lafayette	13	19	-	247	4	61	.684	19.0
vs Wake Forest	11	26	1	233	1	68	.423	21.2
Texas A&M-Commerce	5	11	3	70	-	41	.455	14.0
at Marshall					-DNP-			
at Southern Miss	8	18	-	194	-	78	.444	24.3
Appalachian State	18	25	-	188	1	25	.720	10.4
at James Madison	26	36	-	277	2	58	.722	10.7
Coastal Carolina	16	28	-	172	3	30	.571	10.8
at Liberty	23	42	1	161	1	22	.548	7.0
at Georgia Southern	17	27	-	182	1	27	.630	10.7
Georgia State	15	33	1	208	1	43	.455	13.9
Western Kentucky	13	22	1	123	1	42	.591	9.5
Season	178	312	8	2,149	17	78	.571	12.1

2022 (at Fordham)

Opponent	C	A	INT	Yds	TD	Long	CMP%	YPC
at Wagner	-	-	-	-	-	-	-	-
at Monmouth					-DNP-			
Albany					-DNP-			
at Ohio					-DNP-			
Georgetown					-DNP-			
at Lehigh					-DNP-			
Stony Brook	3	3	-	35	1	19	1.000	11.7
at Holy Cross					-DNP-			
at Bucknell	1	1	-	6	1	6	1.000	6.0
Lafayette	-	1	-	-	-	-	.000	-
Colgate					-DNP-			
at New Hampshire					-DNP-			
Season	4	5	-	41	2	19	.800	10.3

2021 (at Fordham)

Appeared in three games ... Made collegiate debut against Wagner (10/9) and completed 2-of-4 passes for 16 yards ... Added 7 yards rushing on two carries ... Connected on four pass attempts for 36 yards against Bucknell (10/16).

**DL KELLAN WYATT****6-2 || 257 || SR.
GLEN BURNIE, MD.****III 13****Career Notes & Records**

Appeared in 42 career games with 35 starts ... Played in 35 games with 28 starts over three season at Maryland (2022-24) ... First collegiate start came against Michigan (9/24) as a true freshman in 2022 ... Posted first collegiate tackle for loss in collegiate debut against Buffalo (9/3) in 2022 for his first-career sack ... Recovered first-career fumble in 2023 at Nebraska (11/11) ... First-career forced fumble came as part of a two-forced fumble game at Michigan State (9/7) in 2024.

2025 (Senior Season)

Season: Started seven games ... Will miss the remainder of the season due to an injury sustained against Michigan State in Week 8.

Old Dominion (8/30): Made three tackles in Indiana debut. **Kennesaw State (9/6):** Posted a game-high nine tackles with 2.5 tackles for loss ... Combined with Louis Moore on a first-quarter tackle for loss ... Posted a solo stop behind the line in the first quarter ... Teamed with Aiden Fisher on two separate second-quarter tackles for loss. **Indiana State (9/12):** Lone tackle was a third-quarter solo tackle for loss. **Illinois (9/20):** Part of a defense that held Illinois to just 2 yards rushing - the sixth-fewest yards rushing allowed since at least 1950 ... Contributed to the third-most sacks (7.0) in a Big Ten game since the FBS began tracking the statistic in 2000 ... Posted four tackles with 2.0 tackles for loss and 0.5 sack ... Final three tackles of the game went for a loss ... Combined with Hosea Wheeler on a first-quarter tackle for loss ... Met Mario Landino for a second-quarter sack of Luke Altmeyer ... Posted solo tackle behind the line in the third quarter. **at Iowa (9/27):** Logged five tackles ... Had 1.0 tackles for loss and 0.5 sacks ... Combined with Tyrique Tucker on a first-quarter tackle for loss ... Met Isaiah Jones at the quarterback for a second-quarter

2025 INDIANA FOOTBALL

combined sack. **at Oregon (10/11):** Part of a defense that limited Oregon's offense to its fewest yards of total offense since 2021 versus Utah in the Pac-12 Championship Game ... Helped Indiana sack Oregon quarterback Dante Moore six times after the Ducks had only allowed one sack through its first five games ... Made three tackles with 1.5 sacks ... Combined with Mario Landino for a sack on the first play of the game ... Posted a solo sack of Dante Moore in the fourth quarter. **Michigan State (10/18):** Had two stops.

WYATT'S CAREER STATISTICS (* - Maryland)

	GP/GS	Solo	Ast	Ttl	TFL	Sacks	Int-Yds	PBU	FF	FR-Yds
2022*	11/5	7	9	16	1.0-10	1.0-10	-	-	-	-
2023*	13/13	22	12	34	6.5-30	4.5-27	-	1	-	1-0
2024*	11/10	19	11	30	7.5-39	3.0-20	-	-	2	-
2025	7/7	12	15	27	8.0-25	2.5-16	-	1	-	-
IU	7/7	12	15	27	8.0-25	2.5-16	-	1	-	-
Career	42/35	60	47	107	23.0-104	11.0-73	-	1	2	1-0

WYATT'S CAREER GAME-BY-GAME

2025	Opponent	Solo	Ast	Ttl	TFL	Sacks	Int-Yds	PBU	FF	FR-Yds
	Old Dominion	1	2	3	-	-	-	-	-	-
	Kennesaw State	4	5	9	2.5-3	-	-	-	-	-
	Indiana State	1	-	1	1.0-3	-	-	-	-	-
	Illinois	2	2	4	2.0-6	0.5-4	-	-	-	-
	at Iowa	1	4	5	1.0-5	0.5-4	-	1	-	-
	at Oregon	1	2	3	1.5-8	1.5-8	-	-	-	-
	Michigan State	2	-	2	-	-	-	-	-	-
	UCLA					-DNP (Injury)-				
	at Maryland					-DNP (Injury)-				
	at Penn State					-DNP (Injury)-				
	Wisconsin					-DNP (Injury)-				
	at Purdue					-DNP (Injury)-				
	vs. Ohio State					-DNP (Injury)-				
	vs. Alabama					-DNP (Injury)-				
Season		12	15	27	8.0-25	2.5-16	-	1	-	-
2024 (at Maryland)										
	Opponent	Solo	Ast	Ttl	TFL	Sacks	Int-Yds	PBU	FF	FR-Yds
	UConn	-	1	1	-	-	-	-	-	-
	Michigan State	3	3	6	2.5-15	1.0-9	-	-	2	-
	at Virginia	1	2	3	-	-	-	-	-	-
	Villanova	1	-	1	-	-	-	-	-	-
	at Indiana	4	1	5	1.5-7	1.0-6	-	-	-	-
	Northwestern	3	-	3	2.0-10	1.0-5	-	-	-	-
	USC	3	-	3	1.0-4	-	-	-	-	-
	at Minnesota					-DNP-				
	at Oregon	-	1	1	-	-	-	-	-	-
	Rutgers	-	1	1	-	-	-	-	-	-
	Iowa	4	1	5	-	-	-	-	-	-
	at Penn State	-	1	1	0.5-3	-	-	-	-	-
Season		19	11	30	7.5-39	3.0-20	-	-	2	-
2023 (at Maryland)										
	Opponent	Solo	Ast	Ttl	TFL	Sacks	Int-Yds	PBU	FF	FR-Yds
	Towson	1	-	1	-	-	-	-	-	-
	Charlotte	-	1	1	-	-	-	-	-	-
	Virginia	2	-	2	1.0-1	-	-	-	-	-
	at Michigan State	-	3	3	0.5-6	0.5-6	-	-	-	-
	Indiana	2	-	2	1.0-11	1.0-11	-	-	-	-
	at Ohio State	2	2	4	1.0-3	1.0-3	-	-	-	-
	Illinois	3	1	4	1.0-4	1.0-4	-	-	-	-
	at Northwestern	3	2	5	1.0-2	-	-	-	-	-
	Penn State	5	2	7	-	-	-	-	-	-
	at Nebraska	3	1	4	1.0-3	1.0-3	-	-	-	1-0
	Michigan	1	-	1	-	-	-	-	-	-
	at Rutgers	-	-	-	-	-	-	-	-	-
	vs. Auburn	-	-	-	-	-	1	-	-	-
Season		22	12	34	6.5-30	4.5-27	-	1	-	1-0
2022 (at Maryland)										
	Opponent	Solo	Ast	Ttl	TFL	Sacks	Int-Yds	PBU	FF	FR-Yds
	Buffalo	1	1	2	1.0-10	1.0-10	-	-	-	-
	at Charlotte	1	1	2	-	-	-	-	-	-
	SMU	-	-	-	-	-	-	-	-	-
	at Michigan	-	-	-	-	-	-	-	-	-
	Michigan State	-	-	-	-	-	-	-	-	-
	Purdue					-DNP-				
	at Indiana					-DNP-				
	Northwestern	1	1	2	-	-	-	-	-	-
	at Wisconsin	-	-	-	-	-	-	-	-	-
	at Penn State	-	2	2	-	-	-	-	-	-
	Ohio State	1	2	3	-	-	-	-	-	-
	Rutgers	1	-	1	-	-	-	-	-	-
	vs. NC State	2	2	4	-	-	-	-	-	-
Season		7	9	16	1.0-10	1.0-10	-	-	-	-