



## 2025 SCHEDULE

### February (5-5)

College Baseball Classic (Surprise, Ariz.)

14	UNLV	FloCollege	L, 2-4
15	Xavier	FloCollege	L, 6-8 (10)
16	#7 Oregon State	FloCollege	L, 0-6
17	UNLV	FloCollege	L, 12-13 (10)

USA Baseball Round Robin (Cary, N.C.)

22	Fordham	USABaseball.TV	W, 15-2
23	Harvard	USABaseball.TV	W, 14-4
24	Northwestern	USABaseball.TV	W, 4-3
26	Xavier	B1G+	L, 4-8
28	Mount St. Mary's^	--	W, 18-5 (8)
28	at Stetson	--	W, 8-1

### March (10-8)

1	at Stetson	--	L, 4-8
2	Mount St. Mary's^	--	W, 20-7 (7)
4	Northern Kentucky	B1G+	L, 11-13
7	at Penn State - 1*	B1G+	L, 9-15
7	at Penn State - 2*	B1G+	W, 17-6 (8)
9	at Penn State*	B1G+	L, 6-10
11	at Indiana State	ESPN+	W, 9-4
14	Ohio State - 1*	B1G+	W, 12-2 (8)
14	Ohio State - 2*	B1G+	W, 8-7 (10)
16	Ohio State*	B1G+	W, 14-3 (7)
18	Evansville	B1G+	W, 7-4
21	at UCLA*	B1G+	W, 5-1
22	at UCLA*	B1G+	L, 4-7
23	at UCLA*	B1G+	L, 3-6
25	Bellarmine	B1G+	W, 13-0 (7)
28	USC - 1*	B1G+	L, 5-10
28	USC - 2*	B1G+	W, 13-6
29	USC*	B1G+	L, 12-13

### April (9-8)

1	#18 Louisville	Big Ten Network	L, 4-6
6	Michigan State*	B1G+	W, 6-4
7	Michigan State - 1*	B1G+	W, 14-2 (7)
7	Michigan State - 2*	B1G+	W, 18-2 (7)
8	Ball State	B1G+	W, 7-5
11	at Illinois*	B1G+	L, 2-4
12	at Illinois*	B1G+	W, 12-3
13	at Illinois*	B1G+	L, 1-15 (7)
15	Indiana State	B1G+	L, 5-7
18	Maryland*	B1G+	W, 7-6
19	Maryland*	B1G+	L, 4-17 (7)
20	Maryland*	B1G+	W, 15-5 (8)
23	Ball State	Indiana SRN	W, 14-4 (7)
25	at Iowa*	B1G+	L, 1-2 (10)
26	at Iowa*	B1G+	L, 2-13 (7)
27	at Iowa*	B1G+	L, 0-10 (7)
30	at Evansville	ESPN+	W, 14-6

### May (7-3)

2	at Abilene Christian	ESPN+	W, 8-4
3	at Abilene Christian	ESPN+	W, 14-5
4	at Abilene Christian	ESPN+	W, 7-6
9	Purdue*	B1G+	W, 8-0
10	Purdue*	B1G+	L, 1-5
11	Purdue*	Big Ten Network	W, 14-4 (7)
15	at Michigan*	B1G+	W, 8-7
16	at Michigan*	B1G+	W, 8-1
17	at Michigan*	B1G+	L, 3-8

Big Ten Tournament (Omaha, Neb.; Charles Schwab Field)

20	(10) Rutgers	Big Ten Network	L, 2-5
22	(3) Iowa	Big Ten Network	10:00 PM

All times eastern and subject to change

\* - Big Ten Conference game | ^ - DeLand, Fla. | & - Victory Field; Indianapolis, Ind.

Rankings listed from D1Baseball/Baseball America

## BIG TEN TOURNAMENT



(6) Indiana Hoosiers (31-24, 16-14 Big Ten)

Head Coach: Jeff Mercer

Indiana Record: 206-149-1 (7th Year)

Career Record: 283-185-1 (9th Year)



(3) Iowa Hawkeyes (33-20-1, 21-9 B1G)

Head Coach: Rick Heller

Iowa Record: 384-235-1 (12th Year)

Career Record: 1,074-801-5 (37th Year)

### Game Information

Game: Thursday, May 22nd (9:00 PM CT)

Stadium: Charles Schwab Field

Watch: Big Ten Network

Listen: Indiana Hoosiers Sports Network (Austin Render)

Live Stats: Stat Broadcast

## PROJECTED STARTING PITCHERS

(6) Indiana vs. (3) Iowa

Charles Schwab Field (Omaha, Neb.)

### Indiana

Thursday, May 22nd (9:00 PM CT)

TBD (0-0, 0.00 ERA)

### Iowa

Thursday, May 22nd (9:00 PM CT)

TBD (0-0, 0.00 ERA)

## LEADING OFF

**THE BEST FRESHMAN:** Freshman first baseman **Jake Hanley** was named Big Ten Freshman of the Year after a fantastic campaign in Bloomington. He leads all conference freshmen in hits (**73**), batting average (**.340**), home runs (**14**) and RBIs (**52**). He was also a Second Team All-Big Ten selection.

**OMAHA REGULARS:** IU qualified for its **12th-straight** Big Ten Tournament with last week's series victory over Michigan. The Hoosiers have the longest active streak of made tournaments in the league. IU has won at least **one** game in each of the last three Big Ten Tournaments.

**DT DOES IT AGAIN:** Junior outfielder **Devin Taylor** will play his final game for the Hoosiers on Friday against Iowa. He became the third player in program history to be named First Team All-Big Ten in three seasons for the Hoosiers. He hit career home run number **53** against Rutgers on Tuesday.

**GILLEY TIME:** Graduate student pitcher **Cole Gilley** will go for his **10th** win of the season on Friday when he starts against Iowa. He is aiming to become just the sixth pitcher in program history to win **10** games in a season. The last to do it was future big leaguer **Kyle Hart** (10) in 2016.

**ONE AWAY:** Junior second baseman **Tyler Cerny** will look to become the **26th** player in program history to reach **200** career hits. He's just one away heading into Friday's game and will attempt to join fellow teammate **Devin Taylor** in the illustrious group of talented players.

**FINISH STRONG:** The Hoosiers can close out the season on a strong note and pick up win **No. 32** by beating Iowa on Friday afternoon. It would be career victory **No. 108** for both Cerny and Taylor - who have both been three-year starters for head coach **Jeff Mercer**.

## AROUND THE HORN

No.	Name	Pos.	GP-GS	AVG.	R	H	HR	RBI	2B
9	Jake Stadler (R-Sr.)	C	43-28	.273	24	27	3	16	3
34	Jake Hanley (Fr.)	1B	55-55	.340	48	73	14	52	9
8	Tyler Cerny (Jr.)	2B	54-53	.286	52	57	10	32	14
15	Cooper Malamazan (Fr.)	SS	54-45	.321	39	54	4	40	17
11	Will Moore (Fr.)	3B	45-41	.328	35	43	1	19	5
5	Devin Taylor (Jr.)	LF	54-54	.367	62	77	17	62	13
20	Korbyn Dickerson (R-So.)	CF	55-55	.318	57	76	19	77	14
13	Andrew Wiggins (So.)	RF	42-36	.260	36	34	4	24	7
12	Hogan Denny (Fr.)	DH	49-38	.289	33	39	6	24	11
-----									
6	T.J. Schuyler (So.)	C	35-29	.250	15	22	2	17	3
23	Joey Brenzewski (R-So.)	INF/OF	38-23	.297	25	27	3	24	4
2	Jasen Oliver (So.)	INF	27-20	.171	8	13	3	17	2
43	Caleb Koskie (Fr.)	RF	20-12	.200	9	9	1	9	5

\* normal starters - subject to change



Freshman shortstop Cooper Malamazan

## QUICK FACTS

### Indiana University Bloomington, Ind.



Population:	85,071
Founded:	1820
Enrollment:	48,952
Nickname:	Hoosiers
Colors	Cream and Crimson
Conference	Big Ten
University President	Pamela Whitten
Athletics Director	Scott Dolson
Faculty Athletics Representative	Dr. Kurt Zorn

### Bart Kaufman Field

Opened	March 20, 2013 - Miami (Ohio); W, 15-1
Record	220-80-1 (.733)
Capacity	4,000
Dimensions	330-370-400-380-340
Attendance Record	4,312
	<i>Stanford; 5/31/14 (NCAA Super Regional)</i>
Regular Season Attendance Record	3,862
	<i>Purdue; 5/4/14</i>

### 2025 Team Information

2024 Overall Record	33-26-1
Home/Road/Neutral Site	17-11/11-9-1/5-6
2024 Big Ten Record (Finish)	15-9 (3rd)
Position Starters Returning/Lost (25-plus starts)	6/3
Pitchers Returning/Lost (10-plus appearances)	8/4
Letterwinners Returning/Lost	17/20
Newcomers	24 (11 freshmen, 13 transfers)

### Program Information

First Year of Baseball:	1895 (131st season)
First Year in Big Ten	1899
All-Time Record (Win %)	2,502-1,942-25 (.563)
All-Time Big Ten Record (Win %)	890-1,043-8 (.461)

### NCAA Tournament History

Appearances (11):	1949, 1996, 2009, 2013, 2014 2015, 2017, 2018, 2019, 2023, 2024
Super Regionals (1):	2013
College World Series (1):	2013

### Championship History

Big Ten Regular Season Championships (7):	1925, 1932 1938 (co), 1949 (co), 2013, 2014, 2019
Big Ten Tournament Appearances (20):	1991, 1993 1996, 2002, 2003, 2008, 2009, 2010, 2012, 2013, 2014 2015, 2016, 2017, 2018, 2019, 2022, 2023, 2024, 2025
Big Ten Tournament Record (Win %)	33-33 (.500)
Big Ten Tournament Titles (4):	1996, 2009, 2013, 2014

## INDIANA STRATEGIC COMMUNICATIONS

### CONTACT INFORMATION

Jared Rigdon - Assistant Director of Strategic Communications

2nd Season • Indiana (21) • Volleyball, Baseball

• Phone	(317) 847-3953
• Email	jmrigdon@iu.edu
• Twitter	@RigdonJared



### INTERVIEW PROTOCOL

Please contact Jared Rigdon for all player and coach interviews. Select players and head coach Jeff Mercer will be made available following each home contest and at request following road games.

## 2025 BASEBALL ROSTER

#	Name	Pos.	B/T	Ht.	Wt.	Cl.	Hometown/High School (Previous School)
2	Jasen Oliver	INF	R/R	5-11	185	So.	Almont, Mich./Orchard Lake St. Mary's Prep
3	Tyler DeMartino	OF	R/R	6-0	205	Sr.	Potomac, Md./Walt Whitman (Xavier)
5	Devin Taylor	OF	L/R	6-1	215	Jr.	Cincinnati, Ohio/LaSalle
6	TJ Schuyler	C	R/R	6-2	220	So.	Antioch, Ill./Antioch
8	Tyler Cerny	INF	R/R	6-2	205	Jr.	Greenwood, Ind./Center Grove
9	Jake Stadler	C	L/R	6-1	215	RS-Sr.	Greenfield, Ind./Mt. Vernon (Purdue)
10	Josh Pyne	INF	R/R	6-0	195	Sr.	Bloomfield, Ind./Linton-Stockton
11	Will Moore	INF	L/R	5-9	170	Fr.	Paris, Ontario/Paris District
12	Hogan Denny	C/OF	R/R	6-0	215	Fr.	Mooreville, Ind./Mooreville
13	Andrew Wiggins	OF	L/R	6-4	225	So.	Indianapolis, Ind./Heritage Christian
14	Brayton Thomas	LHP	L/L	6-5	220	Fr.	Fort Wayne, Ind./Bishop Dwenger
15	Cooper Malamazian	INF	R/R	6-2	185	Fr.	Clarendon Hills, Ill./Nazareth Academy
16	Anthony Gubitosi	LHP	L/L	5-11	192	Jr.	Freehold, N.J./Colts Neck (Delaware)
17	Ben Grable	RHP	R/R	6-4	215	Gr.	Pasadena, Calif./Flintridge Preparatory (Northwestern)
18	Grant Holderfield	LHP	L/L	6-3	220	RS-Jr.	Oak Park, Ill./Oak Park & River Forest
19	Cole Decker	OF	L/R	5-11	185	Fr.	Evansville, Ind./Evansville North
20	Korbyn Dickerson	OF	R/R	6-1	205	RS-So.	Jeffersonville, Ind./Trinity (Louisville)
21	Jacob Vogel	RHP	R/R	6-7	250	RS-So.	North Vernon, Ind./Jennings County
23	Joey Brenczewski	INF/OF	S/R	6-3	195	RS-So.	Fishers, Ind./Fishers
24	Drew Buhr	RHP	R/R	6-1	205	Gr.	Austin, Ind./Austin (Bellarmine)
26	Seth Benes	RHP	R/R	6-2	210	So.	O'Fallon, Mo./Liberty-Wentzville
27	Clayton Weisheit	RHP	R/R	6-6	235	So.	Jasper, Ind./Forest Park (Southern Indiana)
28	Matthew Bohnert	LHP	L/L	5-8	187	RS-Sr.	Cave Creek, Ariz./Cactus Shadows (Lipscomb)
29	Ryan Kraft	LHP	L/L	6-4	220	Sr.	Mokena, Ill./Lincoln-Way Central
30	Ryan Rushing	LHP	L/L	5-10	190	So.	Bradenton, Fla./IMG Academy
31	Henry Brummel	RHP	R/R	6-5	210	Fr.	Pontiac, Ill./Pontiac
32	Cole Gilley	RHP	R/R	6-1	205	RS-Sr.	Columbus, Ind./Columbus East (Indiana State)
33	Trey Telfer	RHP	R/R	6-1	185	Fr.	San Diego, Calif./Cathedral Catholic
34	Jake Hanley	INF	L/R	6-6	235	Fr.	Mason, Ohio/Mason
35	Evan O'Neill	RHP	R/R	6-4	220	RS-Fr.	Alpharetta, Ga./Blessed Trinity Catholic
36	Micah Vessely	RHP	R/R	6-1	185	Fr.	Greenwood, Ind./Greenwood
37	Ryan Gilbert	OF	R/R	6-5	235	RS-So.	Cleveland, Ohio/Kenston
38	Jackson Yarberry	RHP	R/R	6-3	225	So.	Lake St. Louis, Mo./Timberland (St. Louis)
39	Michael Lorenzetti	RHP	R/R	6-8	225	Jr.	Bristol, Conn./Taft School (Iona)
40	Gavin Seebold	RHP	R/R	6-2	205	RS-Sr.	Jeffersonville, Ind./Jeffersonville (Southern Indiana)
41	Deron Swanson	LHP	L/L	6-3	195	Sr.	Fort Wayne, Ind./Snider (St. Francis)
42	Brayden Ricketts	C	L/R	6-2	205	Fr.	Brampton, Ontario/Jean Augustine Secondary
43	Caleb Koskie	LHP/OF	R/L	6-0	185	Fr.	Excelsior, Minn./Benilde-St. Margaret's
44	Will Eldridge	RHP	R/R	6-4	210	Jr.	Flora, Ind./Carroll (Flora) (Indiana Wesleyan)
51	Pete Haas	RHP	R/R	6-0	195	RS-Jr.	Hancock, N.H./Keene (Stonehill)
55	Aydan Decker-Petty	RHP	R/R	6-5	205	Jr.	New Castle, Ind./New Castle

### Coaching Staff

**Head Coach:** Jeff Mercer (Wright State), 7th Season at Indiana

**Associate Coach - Pitching:** Dustin Glant (Purdue), 4th Season at Indiana

**Assistant Coach - Hitting & Recruiting Coordinator:** Zach Weatherford (Wright State), 4th Season at Indiana

**Assistant Coach - Infield:** Blake Allen (Blackburn), 1st Season at Indiana

### Support Staff

**Director of Player Development and Operations - Pitching & Catching Coordinator:** Denton Sagerman, 7th Season

**Athletic Trainer:** Joel Langemaat, 13th Season

**Athletic Performance Coach:** Chris Virtue, 18th Season

**Program Assistant:** Morgan Colopy, 1st Season in Role, 6th Season Overall

**Special Assistant to the Head Coach:** Scott Rolen, 7th Season

### Pronunciation Guide

Seth Benes	ben-iss	Caleb Koskie	KOSS-KEY
Matthew Bohnert	BON-ert	Michael Lorenzetti	LOR-n-zetty
Joey Brenczewski	Brin-CHESS-key	Cooper Malamazian	mal-uh-may-zee-in
Drew Buhr	BURR	TJ Schuyler	skyler
Tyler Cerny	sir-KNEE	Gavin Seebold	See-bold
Cole Gilley	Gill-e (like a fish gill)	Deron Swanson	DERIN
Anthony Gubitosi	GOOB-itosi	Clayton Weisheit	Why-sight
Pete Haas	HOSS	Jackson Yarberry	YAR-berry

LAST TIME VS. IOWA

IOWA 10, INDIANA 0 (F/7)  
April 27, 2025 | Iowa City, Iowa

- Iowa jumped all over Indiana to close out a dominant sweep at the end of April. IU was shutout for the second time this season and mustered just three hits in the ballgame.
- Starting pitcher Ben Grable had a career high strikeouts but Iowa eventually got to him for six runs. Iowa starter, Reece Beuter, went six scoreless on Sunday afternoon.

A WIN WOULD...

**WIN:** Have the Hoosiers finish with 32 wins on the season. IU can't advance out of Pool C but will look to end the season on a high note in 2025. It would also break a four-game losing streak to Iowa.

SERIES VS. IOWA

**IOWA:** A historically competitive series, these two sides will play game 171 on Friday afternoon in Omaha. Iowa coach Rick Heller owns a 10-7 advantage over IU head coach Jeff Mercer in 17 meetings.


The Hoosiers are just 2-8 in the last 10 contests against Iowa. They were swept twice in Iowa City in 2022 and 2025. Iowa also won the last game played in the Big Ten Tournament, a 9-4 decision in 2023.

HISTORY VS. IOWA

- Iowa**
- Overall: 81-89
  - Mercer vs. Opponent at IU: 7-10
  - Active Streak: L4
  - Last Indiana Win: April 9, 2023 (W, 4-2)



Last 10 Meetings (IU is 2-8)		
Date	Site	Result
4/27/25	Iowa City, Iowa	L, 0-10 (7)
4/26/25	Iowa City, Iowa	L, 2-13 (7)
4/25/25	Iowa City, Iowa	L, 1-2 (10)
5/25/23	Omaha, Neb.	L, 4-9
4/9/23	Bloomington, Ind.	W, 4-2
4/8/23	Bloomington, Ind.	W, 2-0 (10)
4/7/23	Bloomington, Ind.	L, 1-7
5/21/22	Iowa City, Iowa	L, 1-2
5/20/22	Iowa City, Iowa	L, 0-12
5/19/22	Iowa City, Iowa	L, 16-30



*Ben Grable had a career high eight strikeouts when Indiana and Iowa played back in April.*



*Freshman third baseman Will Moore and head coach Jeff Mercer embrace after a walk-off win over Maryland*



## PRESEASON HONORS

### Big Ten Preseason Poll

1.	Oregon Ducks
2.	Nebraska Cornhuskers
3.	Indiana Hoosiers
4.	UCLA Bruins
5.	Michigan Wolverines
6.	USC Trojans

### Big Ten Preseason Players to Watch

Devin Taylor (OF)	Jr., Cincinnati, Ohio
Tyler Cerny (SS)	Jr., Greenwood, Ind.
Ben Grable (RHP)	Gr., Pasadena, Calif.

### Preseason Honors

#### D1 Baseball

Devin Taylor	Second Team All-American
Devin Taylor	Big Ten Player of the Year

#### Perfect Game

Devin Taylor	Second Team All-American
Devin Taylor	Big Ten Player of the Year
Devin Taylor	First Team All-Big Ten
Jasen Oliver	First Team All-Big Ten

#### Perfect Game

Devin Taylor	Second Team All-American
--------------	--------------------------

#### Baseball America

Devin Taylor	Big Ten Player of the Year
Hogan Denny	Big Ten Freshman of the Year

#### Team

D1 Baseball	No. 9 Impact Freshmen Class
D1 Baseball	Preseason Regional Team
Baseball America	No. 25 Preseason Team
NCBWA	No. 25 Preseason Team

## 2025 NEWCOMERS

### • High School (11)

- INF	Will Moore	Paris, Ontario/Paris District
- C/OF	Hogan Denny	Mooreville, Ind./Mooreville
- LHP	Brayton Thomas	Fort Wayne, Ind./Bishop Dwenger
- INF	Cooper Malamazian	Clarendon Hills, Ill./Nazareth Academy
- OF	Cole Decker	Evansville, Ind./Evansville North
- RHP	Henry Brummel	Pontiac, Ill./Pontiac
- INF	Jake Hanley	Mason, Ohio/Mason
- C	Brayden Ricketts	Brampton, Ontario/Jean Augustine
- LHP/OF	Caleb Koskie	Excelsior, Minn./Benilde-St. Margaret's
- RHP	Trey Telfer	San Diego, Calif./Cathedral Catholic
- RHP	Micah Vessely	Greenwood, Ind./Greenwood

### • Transfer Portal (12)

- OF	Tyler DeMartino (Gr.)	Potomac, Md./Xavier
- LHP	Anthony Gubitosi (Jr.)	Freehold, N.J./Delaware
- OF	Korbyn Dickerson (R-So.)	Jeffersonville, Ind./Louisville
- RHP	Clayton Weisheit (So.)	Jasper, Ind./Southern Indiana
- RHP	Cole Gilley (R-Sr.)	Columbus, Ind./Indiana State
- OF	Ryan Gilbert (R-So.)	Cleveland, Ohio/Bryant & Stratton
- RHP	Jackson Yarberry (So.)	Lake St. Louis, Mo./Saint Louis
- RHP	Michael Lorenzetti (Jr.)	Bristol, Conn./Iona
- RHP	Gavin Seebold (Sr.)	Jeffersonville, Ind./Southern Indiana
- LHP	Deron Swanson (Sr.)	Fort Wayne, Ind./St. Francis (Ind.)
- RHP	Will Eldridge (Jr.)	Flora, Ind./Indiana Wesleyan
- RHP	Pete Haas (R-Jr.)	Hancock, N.H./Stonehill

## 2025 QUICK FACTS

Fresh off back-to-back NCAA Tournament appearances and top-three finishes in the Big Ten, the Indiana Baseball team has big expectations again in 2025.

Head coach Jeff Mercer - in his seventh season - has created one of the best player development programs in the country. The high school driven model has turned out professional players and a plethora of wins over the last seven years.

With a strong returning core and one of his deepest rosters to date, the Hoosiers are expected to contend in the new-look Big Ten Conference. Here are some notes and numbers to know ahead of a much-anticipated 2025 campaign.

**Returning Depth in the Field:** The Hoosiers return six different position players that made at least 40 starts last season. Junior Tyler Cerny (SS) and senior Josh Pyne (3B) both started all 60 games a year ago. Junior Devin Taylor (OF) started 59 contests, missing just one due to personal reasons.

Head coach Jeff Mercer will have what is expected to be his deepest and most talented offensive roster of his seven-year tenure in Bloomington.

Paired with the six returning starters, IU brought another strong crop of prep players to campus this fall. Hogan Denny (C/OF) and Jake Hanley (1B) are the blue-chip pieces but Cooper Malamazian (INF) and Cole Decker (OF) could also see plenty of at-bats.

**New Look, New Feel on the Mound:** After losing a number of big arms to the 2024 MLB Draft (Sinnard, Foley and Risedorph), the Hoosiers completely overhauled their pitching staff with the goal to throw strikes at a more consistent rate this year.

Pitching coach Dustin Glant, who has turned IU into a strikeout machine on the mound, will rely on transfers Gavin Seebold (Southern Indiana), Cole Gilley (Indiana State) and Jackson Yarberry (Saint Louis) as expected starters.

Returning pitchers Drew Buhr, Ryan Kraft and Aydan Decker-Petty will give IU a number of long-relief options. Buhr worked a 3.31 earned run average last year, developing into a reliable option out of the bullpen.

At the back end of the bullpen, Jacob Vogel will return for late-inning action. Ben Grable and Will Eldridge have electric arms and give Glant more firepower to close down games.

Other options on the mound include freshmen Brayton Thomas and Henry Brummel as well as Seth Benes, Clayton Weisheit, Grant Holderfield, Trey Telfer and Deron Swanson.

## 2025 THINGS TO WATCH

### DT Legacy Season

Devin Taylor will go down as one of the best players in program history. One of the smoothest swings to ever grace Bloomington, the junior will be on record watch throughout the year.

The expected top-15 MLB Draft Pick this summer is just 12 home runs away from breaking the program's all-time home run record. He needs just 51 hits to reach 200 in his IU career and is currently batting .338 across his first two seasons.

Only two other players in IU history (Sam Travis, Alex Dickerson) was named a Big Ten Freshman of the Year and Big Ten Player of the Year during their career. Taylor already was the league rookie of the year (2023) and will now search for the top individual prize in the Big Ten.

### Mercer Keeps the Hoosiers Going

Since being hired as the skipper in Bloomington, head coach Jeff Mercer has kept the Hoosiers humming along at a high level. He is just 16 Big Ten wins away from becoming the fastest coach to 100 league wins in program history.

He needs 25 overall wins for 200 in his career at IU and is also on track to become the first IU coach in program history to take the team to three-straight NCAA Tournaments.

### Milestones Coming

Players and coaches aren't the only ones with milestones on the horizon in 2025. As a program, the Hoosiers need just 29 wins to reach 2,500 all-time victories. The program is heading into its 131st season and has become a nationally-recognized team over the past 15 years.

If the Hoosiers could get to 40 wins, it would be the fifth 40-win season since 2013. Three different coaches have led IU to a 40-win season in that span. Since 2013, IU has had at least 30 wins in all but one fully contested season.



Head coach Jeff Mercer and sophomore Jasen Oliver

## HOW THE HOOSIERS WERE BUILT

### High School Recruiting

#### • 2024 (6)

- INF	Jasen Oliver	Almont, Mich./Orchard Lake St. Mary's
- C	T.J. Schuyler	Antioch, Ill./Antioch
- OF	Andrew Wiggins	Indianapolis, Ind./Heritage Christian
- RHP	Seth Benes	O'Fallon, Mo./Liberty-Wentzville
- LHP	Ryan Rushing	Bradenton, Fla./IMG Academy
- RHP	Evan O'Neill	Alpharetta, Ga./Blessed Trinity Catholic

#### • 2023 (5)

- OF	Devin Taylor	Cincinnati, Ohio/LaSalle
- INF	Tyler Cerny	Greenwood, Ind./Center Grove
- RHP	Jacob Vogel	North Vernon, Ind./Jennings County
- INF/OF	Joey Brenzewski	Fishers, Ind./Fishers
- RHP	Aydan Decker-Petty	New Castle, Ind./New Castle

#### • 2022 (3)

- INF	Josh Pyne	Bloomfield, Ind./Linton-Stockton
- LHP	Grant Holderfield	Oak Park, Ill./Oak Park & River Forest
- LHP	Ryan Kraft	Mokena, Ill./Lincoln-Way Central

### Transfer Portal

#### • 2024 (4)

- C	Jake Stadler	Greenfield, Ind./Purdue
- RHP	Ben Grable	Pasadena, Calif./Northwestern
- LHP	Matthew Bohnert	Cave Creek, Ariz./Lipscomb
- RHP	Drew Buhr	Austin, Ind./Bellarmine

### Superlatives

#### Indiana's 2025 Roster

- **Oldest Player:** Tyler DeMartino (25): May 17, 2000

- **Youngest Player:** Trey Telfer (18): June 26, 2006\*

- **Tallest Player:** Michael Lorenzetti (6'8")

- **Shortest Player:** Matthew Bohnert (5'8")

- **Closest to Home:** Josh Pyne (27.8 miles): Bloomington

- **Furthest from Home:** Ben Grable (2,043 miles): Pasadena

\* - on active roster



# TELEVISION ROSTER



**2 | Jasen Oliver**  
INF | S/R | Fr.  
Almont, Mich.



**3 | Tyler DeMartino**  
OF | R/R | Gr.  
Potomac, Md.



**5 | Devin Taylor**  
OF | L/R | So.  
Cincinnati, Ohio



**6 | TJ Schuyler**  
C | R/R | Fr.  
Antioch, Ill.



**8 | Tyler Cerny**  
INF | R/R | Jr.  
Greenwood, Ind.



**9 | Jake Stadler**  
C | L/R | RS-Sr.  
Greenfield, Ind.



**10 | Josh Pyne**  
INF | R/R | Sr.  
Bloomfield, Ind.



**11 | Will Moore**  
INF | L/R | Fr.  
Paris, Ontario



**12 | Hogan Denny**  
C/OF | R/R | Fr.  
Mooreville, Ind.



**13 | Andrew Wiggins**  
OF | L/R | So.  
Indianapolis, Ind.



**14 | Brayton Thomas**  
LHP | L/L | Fr.  
Fort Wayne, Ind.



**15 | Cooper Malamazian**  
INF | R/R | Jr.  
Clarendon Hills, Ill.



**16 | Anthony Gubitosi**  
LHP | L/L | Jr.  
Freehold, N.J.



**17 | Ben Grable**  
RHP | R/R | Gr.  
Pasadena, Calif.



**18 | Grant Holderfield**  
LHP | L/L | R-Jr.  
Oak Park, Ill.



**19 | Cole Decker**  
OF | L/R | Fr.  
Evansville, Ind.



**20 | Korbyn Dickerson**  
OF | R/R | RS-So.  
Jeffersonville, Ind.



**21 | Jacob Vogel**  
RHP | R/R | R-So.  
North Vernon, Ind.



**23 | Joey Brenzcwski**  
INF/OF | S/R | R-Fr.  
Fishers, Ind.



**24 | Drew Buhr**  
RHP | L/R | Gr.  
Austin, Ind.



**26 | Seth Benes**  
RHP | R/R | So.  
O'Fallon, Mo.



**27 | Clayton Weisheit**  
RHP | R/R | So.  
Jasper, Ind.



**28 | Matthew Bohnert**  
LHP | L/L | RS-Sr.  
Cave Creek, Ariz.



**29 | Ryan Kraft**  
LHP | L/L | Sr.  
Mokena, Ill.



**30 | Ryan Rushing**  
LHP | L/L | So.  
Bradenton, Fla.



**31 | Henry Brummel**  
RHP | R/R | Fr.  
Pontiac, Ill.



**32 | Cole Gilley**  
RHP | R/R | RS-Sr.  
Columbus, Ind.



**33 | Trey Telfer**  
RHP | R/R | Fr.  
San Diego, Calif.



**34 | Jake Hanley**  
RHP/INF | L/R | Fr.  
Mason, Ohio



**35 | Evan O'Neill**  
RHP | R/R | RS-Fr.  
Alpharetta, Ga.



**36 | Micah Vessely**  
RHP | R/R | Fr.  
Greenwood, Ind.



**37 | Ryan Gilbert**  
OF | R/R | RS-So.  
Cleveland, Ohio



**38 | Jackson Yarberry**  
RHP | R/R | So.  
Lake St. Louis, Mo.



**39 | Michael Lorenzetti**  
RHP | R/R | Jr.  
Bristol, Conn.



**40 | Gavin Seebold**  
RHP | R/R | RS-Sr.  
Jeffersonville, Ind.



**41 | Deron Swanson**  
LHP | L/L | Sr.  
Fort Wayne, Ind.



**42 | Brayden Ricketts**  
C | L/R | Fr.  
Brampton, Ontario



**43 | Caleb Koskie**  
LHP/OF | R/L | Fr.  
Excelsior, Minn.



**44 | Will Eldridge**  
RHP | R/R | Jr.  
Flora, Ind.



**51 | Pete Haas**  
RHP | R/R | RS-Jr.  
Hancock, N.H.



**55 | Aydan Decker-Petty**  
RHP | R/R | Jr.  
New Castle, Ind.



**22 | Jeff Mercer**  
Head Coach  
7th Season



**25 | Dustin Glant**  
Assistant Coach  
4th Season



**1 | Zach Weatherford**  
Assistant Coach  
4th Season



**4 | Blake Allen**  
Assistant Coach  
1st Season

## GET TO KNOW COACH MERCER

### 7TH SEASON AT INDIANA • 9TH SEASON AS HEAD COACH

**Born:** July 25, 1985

**Hometown:** Bargersville, Ind.

**Education:** Wright State (2009), Organizational Leadership

**Spouse:** Stephanie

**Children:** Grady and Grace

## COACHING EXPERIENCE

**Head Coach:** Indiana (2019-Present)

**Head Coach:** Wright State (2017-18)

**Assistant Coach:** Wright State (2014-16)

**Volunteer Assistant:** Western Kentucky (2012-13)

**Volunteer Assistant:** Michigan (2011)

**Graduate Assistant:** Ohio Northern (2010)

## PRIOR TO INDIANA

### WRIGHT STATE

*Assistant Coach (2014-16), Head Coach (2017-18)*

• The first former student-athlete to be named head coach of the baseball program, Mercer led Wright State for two seasons and amassed 77 victories. In his two seasons at the helm, WSU won nearly 70 percent of its games and averaged 38.5 wins per season.

• The 2018 Horizon League Coach of the Year, the Raiders won the regular season and conference tournament title in the 2018 to earn a spot in the NCAA Stanford Regional. In 2017, Mercer's squad earned the programs first-ever national ranking.

• The 2018 Horizon League champions, Wright State won eight of its last 10 games and 15 of its last 19 to close the season. The Raiders grabbed the tournament title with three-straight wins and outscored opponents 32-11 during the run.

• With a 39-17 overall record and a 22-6 league mark, WSU ranked No. 8 in the country in scoring (7.8 rpg) and stolen bases (110) and was No. 21 in on-base percentage (.394). The Raiders' .979 fielding percentage was No. 10 nationally.

• Wright State was led by Horizon League Player of the Year Gabe Snyder, who paced the conference in home runs (15) and RBI (73), and was second in batting average (.359), missing the league's Triple Crown by one batting average point.

• WSU received its first-ever top 25 ranking in 2017 and finished the year at 38-21 and 21-9 in league action. Mercer's aggressiveness in the run game resulted in Wright State ranking No. 2 nationally with 130 stolen bases.

• Weiss was selected as the 2017 Horizon League Freshman of the Year and first-team all-league along with Morrow. Pitcher Danny Sexton was named a second-team All-Horizon League along with Hendrixson and Gray. Both Weiss earned Freshman All-American and second-team ABCA All-Midwest selection.

### WESTERN KENTUCKY

*Volunteer Assistant Coach (2012-13)*

• Prior to the return to his alma mater, Mercer spent two seasons as a volunteer assistant coach at Western Kentucky University (2012-13). While with the Hilltoppers, he worked with pitchers and outfielders, and was also instrumental in the development and organization of the program's camps.

### MICHIGAN

*Volunteer Assistant Coach (2011)*

• His first Division I experience came at the University of Michigan as the volunteer assistant coach in 2011. During his time with the Wolverines, he worked with the catchers and outfielders.

### OHIO NORTHERN

*Graduate Assistant Coach (2010)*

• Before his arrival in Ann Arbor, Mercer spent the 2010 season as the graduate assistant coach at Ohio Northern University where he was in charge of the infielders and hitters and was the recruiting coordinator. Each of his three seasons as an assistant.

## HEAD COACH JEFF MERCER (#22)



### INDIANA

*Head Coach (2019-Present)*

#### 2024

- Back-to-back NCAA Regional Appearances
- Picked up a win over Southern Miss in the Knoxville Regional
- Four All-Big Ten selections
- Three All-Big Ten Freshman Team selections
- Set single season program record for doubles (140)
- Third Team NCBWA All-American (Devin Taylor)
- First Team NCBWA Freshman All-American (Jacob Vogel)
- Big Ten best six MLB Draft Picks

#### 2023

- NCAA Regional Final Appearance
- 43 wins, most since 2013
- 16-8 in the Big Ten, second in the conference standings
- 26 wins at Bart Kaufman Field, a program record
- Highest RPI (31) and most Quad 1 wins in Big Ten (10)
- Big Ten Freshman of the Year (Devin Taylor)
- Luke Sinnard (109 strikeouts), single season program record
- Eight All-Big Ten selections, four ABCA All-Region honors
- Two MLB Draft Picks (Phillip Glasser, Craig Yoho)

#### 2022

- Made the Big Ten Tournament with 10 Big Ten wins
- Three Freshman All-Americans (Pyne, Tibbitts, Mathison)
- Carter Mathison (19 home runs), IU freshman record
- Matthew Ellis (Third Team All-Big Ten)
- Two MLB draft Picks (Bradley Brehmer and Reese Sharp)

#### 2021

- Conference-only schedule due to COVID-19
- 26 wins against Big Ten foes, most in program history
- Grant Richardson (First Team All-Big Ten)
- Four players taken in top-10 rounds of MLB Draft

#### 2020

- Season finished short due to COVID-19 pandemic
- 9-6 record at the time the season was canceled
- Three wins over ranked teams (LSU, South Alabama, East Carolina)

#### 2019

- Big Ten Coach of the Year
- Big Ten Regular Season Champions
- 37-23, 17-7 record
- NCAA Tournament appearance
- Big Ten Pitcher of the Year (Andrew Saalfank)
- 2nd-round MLB draft pick (Matt Gorski)
- Six All-Big Ten selections

### Career Head Coaching Records

Year	School	Overall	Conference	Position
2025	Indiana	31-24	16-14	Head Coach
2024	Indiana	33-26-1	15-9	Head Coach
2023	Indiana	43-20	16-8	Head Coach
2022	Indiana	27-32	10-14	Head Coach
2021	Indiana	26-18	26-18*	Head Coach
2020	Indiana	9-6	-	Head Coach
2019	Indiana	37-23	17-7	Head Coach
2018	Wright State	39-17	22-6	Head Coach
2017	Wright State	38-21	21-9	Head Coach

### Accolades

*Career Accolades - as head coach*

- 4 NCAA Tournament Appearances (2018, 2019, 2023, 2024)
- 2 Regular Season Conference Titles (2018, 2019)
- 2 Conference Coach of the Year Honors (2018, 2019)
- 1 Conference Tournament Title (2018)

### Indiana Highlights

*All-Americans*

- Devin Taylor (2024)
- Grant Richardson (2020)
- Andrew Saalfank (2019)

*Freshman All-Americans*

- Jacob Vogel (2024)
- Craig Yoho, Devin Taylor, Brayden Risedorph (2023)
- Carter Mathison, Josh Pyne, Brock Tibbitts (2022)
- Grant Richardson (2019)

*All-Big Ten First Team*

- Devin Taylor (2024)
- Ryan Kraft, Devin Taylor (2023)
- Grant Richardson (2021)
- Matt Lloyd, Andrew Saalfank (2019)

*All-Region First Team*

- Devin Taylor (2024)
- Matt Lloyd, Andrew Saalfank (2019)

*All-Region Second Team*

- Luke Sinnard, Brock Tibbitts, Devin Taylor, Phillip Glasser (2023)
- Cole Barr, Grant Richardson (2021)
- Cole Barr (2019)

*Big Ten Freshman of the Year*

- Jake Hanley (2025)
- Devin Taylor (2023)

*Big Ten Pitcher of the Year*

- Andrew Saalfank (2019)

# MERCER ERA RECORD BOOK

Played first season with Indiana in 2019 or later

## Individual Single Game Records

### Offense

At-Bats	7, Phillip Glasser vs. Kentucky (March 15, 2022)
Hits	5, Last: Devin Taylor vs. Mount St. Mary's (February 28, 2025)
Runs	6, Phillip Glasser vs. Purdue (May 12, 2023)
Doubles	4, Cooper Malamazian vs. Penn State (March 7, 2025)
Triples	1, Last: Cooper Malamazian vs. Rutgers (May 20, 2025)
Home Runs	3, Grant Richardson at Maryland (March 30, 2019)
RBI's	8, Jasen Oliver at Minnesota (April 21, 2024)
Walks	4, Last: Devin Taylor vs. Fordham (Feb. 22, 2025)
Hit by Pitches	3, Tyler Cerny vs. Butler (Feb. 28, 2023)
Stolen Bases	3, Last: Tyler Cerny vs. Butler (Feb. 28, 2023)

### Pitching

Innings Pitched	9.0, Last: Bradley Brehmer vs. Illinois (May 27, 2022)
Strikeouts	16, McCade Brown vs. Penn State (March 13, 2021)
Runs Allowed	11, Evan Whiteaker vs. Illinois State (March 13, 2024)
Walks Allowed	8, Last: Connor Foley at Tennessee (June 1, 2024)
Hits Allowed	14, Pauly Milto vs. Illinois State (May 31, 2019)

## Individual Single Season Records

### Offense

At-Bats	266, Phillip Glasser (2023)
Batting Average	.357, Last: Devin Taylor (2024)
Hits	95, Phillip Glasser (2023)
Runs	70, Phillip Glasser (2023)
Doubles	24, Tyler Cerny (2024)
Triples	4, Last: Brock Tibbitts (2023)
Home Runs	20, Devin Taylor (2024)
RBI's	<b>77, Korbyn Dickerson (2025)</b>
Walks	<b>51, Devin Taylor (2025)</b>
Hit by Pitches	<b>19, Tyler Cerny (2025)</b>
Stolen Bases	22, Bobby Whalen (2022)

### Pitching

<b>Wins</b>	<b>9, Cole Gilley (2025)</b>
Losses	7, Brayden Risedorph (2024)
Innings Pitched	107.0, Pauly Milto (2019)
Strikeouts	114, Luke Sinnard (2023)
Runs Allowed	56, Jack Perkins (2022)
Walks Allowed	49, Connor Foley (2024)
Hits Allowed	110, Pauly Milto (2019)
Highest ERA (min. 40 innings)	9.78, Ryan Kraft (2022)
Lowest ERA (min. 40 innings)	2.48, Ryan Kraft (2023)

## Team Single Game Records

### Offense

At-Bats	49, Last: vs. Purdue (May 12, 2023)
Hits	25, vs. Purdue (May 12, 2023)
Runs	26, vs. Purdue (May 12, 2023)
Doubles	9, vs. Kentucky (March 15, 2022)
Triples	2, Last: at Evansville (April 30, 2025)
Home Runs	9, at Maryland (March 30, 2019)
RBI's	26, vs. Purdue (May 12, 2023)
Walks	14, Last: vs. Fordham (Feb. 22, 2025)
Hit by Pitches	5, Last: at Illinois (April 12, 2025)
Stolen Bases	8, vs. Butler (Feb. 28, 2023)

### Pitching

Innings Pitched	12.0, Last: at Ball State (April 24, 2024)
Strikeouts	21, vs. Xavier (Feb. 15, 2025)
Runs Allowed	30, at Iowa (May 19, 2022)
Walks Allowed	16, at Clemson (Feb. 19, 2022)
Hits Allowed	23, at Iowa (May 19, 2022)

## Team Single Season Records

### Offense

At-Bats	2,197 (2023)
Batting Average	.298 (2023)
Hits	655 (2023)
Runs	486 (2023)
Doubles	140 (2024)
Triples	19 (2023)
Home Runs	95 (2019)
RBI's	455 (2023)
Walks	301 (2022)
<b>Hit by Pitches</b>	<b>89 (2025)</b>
Stolen Bases	65 (2022)

### Pitching

Wins	43 (2023)
Losses	32 (2022)
Innings Pitched	556.1 (2023)
Strikeouts	600 (2022)
Runs Allowed	445 (2022)
Walks Allowed	332 (2022)
Hits Allowed	560 (2023)
Highest ERA	7.04 (2022)
Lowest ERA	3.17 (2021)

# MISC. RECORDS - MERCER ERA

## Single Game Highs

### Offense

At-Bats	49, Last: Purdue (May 12, 2023)
Hits	25, Purdue (May 12, 2023)
Runs	26, Purdue (May 12, 2023)
Doubles	9, Kentucky (March 15, 2022)
Triples	2, Last: Evansville (April 30, 2025)
Home Runs	9, Maryland (March 30, 2019)
RBI's	26, Purdue (May 12, 2023)
Walks	14, Last: Fordham (Feb. 22, 2025)
Hit by Pitches	5, Last: Illinois (April 12, 2025)
Strikeouts	23, Louisville (May 14, 2019)
Stolen Bases	8, Butler (Feb. 28, 2023)
Biggest Win	23-1, Minnesota (April 25, 2021)
Biggest Comeback	Down 8-0, Won 10-9, Penn State (April 13, 2024)

### Pitching

Innings Pitched	12.0, Last: Ball State (April 24, 2024)
Strikeouts	21, Xavier (Feb. 15, 2025)
Runs Allowed	30, Iowa (May 19, 2022)
Walks Allowed	16, Clemson (Feb. 19, 2022)
Hits Allowed	23, Iowa (May 19, 2022)
Home Runs Allowed	7, Penn State (April 12, 2024)

## Single Game Lows

### Offense

At-Bats	23, Last: Iowa (April 27, 2025)
Hits	1, Last: Oregon State (Feb. 16, 2025)
Runs	0, Last: Iowa (April 27, 2025)
Doubles	0, Last: Rutgers (May 20, 2025)
Triples	0, Last: Michigan (May 17, 2025)
Home Runs	0, Last: Purdue (May 10, 2025)
RBI's	0, Last: Iowa (April 27, 2025)
Walks	0, Last: Rutgers (May 20, 2025)
Hit by Pitches	0, Last: Abilene Christian (May 4, 2025)
Strikeouts	0, Bellarmine (March 25, 2025)
Stolen Bases	0, Last: Michigan (May 15, 2025)
Biggest Loss	0-17, Purdue (April 9, 2022)
Biggest Blown Lead	Up 14-2, Lost 30-16, Iowa (May 19, 2022)

### Pitching

Innings Pitched	6.0, Last: Iowa (April 27, 2025)
Strikeouts	1, Last: UCLA (March 23, 2025)
Runs Allowed	0, Last: Bellarmine (March 25, 2025)
Walks Allowed	0, Last: Rutgers (May 20, 2025)
Hits Allowed	0, Illinois (April 10, 2021)
Home Runs Allowed	0, Last: Michigan (May 16, 2025)

## Team Misc. Records

### Season

Wins	43 (2023)
Losses	32 (2022)
Games Played	63 (2023)
Big Ten Wins*	26 (2021)
Big Ten Wins	17 (2019)
Big Ten Losses*	18 (2021)
Big Ten Losses	14 (2022)
Overall Winning Streak	9 (April 6-19, 2019)
Big Ten Winning Streak	8 (March 7-19, 2021)
Overall Losing Streak	5 (May 16-24, 2021)
Big Ten Losing Streak	5 (May 16-24, 2021)

### Biggest Wins

23-1	Minnesota (April 25, 2021)
22-3	Butler (March 30, 2024)
23-5	Morehead State (March 16, 2023)

### Biggest Losses

0-17	Purdue (April 9, 2022)
4-19	Clemson (Feb. 19, 2022)
14 Runs, Three Times	Last: at Illinois (April 13, 2025)



## COACHING STAFF



**25 • ASSOCIATE COACH • DUSTIN GLANT**  
4th Season • Purdue ('03)

Despite losing Luke Sinnard, Ben Grable and Matthew Bohnert for the season, three weekend caliber arms, the Hoosiers weathered some early struggles on the mound in 2024. A productive two-month stretch on the bump in April and May helped the program to a second-straight NCAA Tournament appearance.

**Dustin Glant** helped turn Ty Bothwell and Connor Foley into a pair of reliable starters on the mound. After an up-and-down start to his college career, Bothwell turned in his most complete season in 2024. He pitched 84.2 innings with 91 strikeouts to just 25 walks. He won seven games including the NCAA Tournament opener over Southern Miss.

The Hoosiers had three pitchers picked in the 2024 MLB Draft, part of a Big Ten-best six athletes selected from the program. Luke Sinnard (3rd), Connor Foley (5th) and Brayden Risedorph (20th) combined to make nearly two million dollars in signing bonus money.

Adding to a long history of early success in Bloomington, Jacob Vogel was named a First Team Freshman All-American by the NCBWA. He pitched in 21 games, throwing 23 innings and allowing just six earned runs. It marked the third pitcher in the last two years to earn Freshman All-American honors.

As a group, the Hoosiers totaled 589 strikeouts. The pitching staff was top-25 in the nation in both total strikeouts (589) and strikeouts-per-nine innings (10.1). In 14 games in the month of May, IU's pitching staff produced a 3.78 earned run average to help the program to the postseason.



**1 • ASSISTANT COACH • ZACH WEATHERFORD**  
4th Season • Wright State ('19)

**Zach Weatherford** starts year four with Indiana and his second as a full-time assistant coach in the 2025 campaign. He added additional duties as the team's recruiting coordinator following a promotion in August of 2024. He is in charge of working with the program's outfielders and base runners.

Weatherford, a Gold Glove outfielder at Wright State, also assists head coach Jeff Mercer with the hitters and offensive strategy. During games, he coaches the first base box and works on the scouting report for opposing teams.

In his first season as a full-time assistant coach, Weatherford helped assist the Hoosiers to one of the best offensive seasons in program history. IU led the Big Ten in hits (625), RBIs (451), total bases (1,030), runs (482) and doubles (140). The Hoosiers hit 83 home runs, good for second in the conference.

Tyler Cerny transformed himself into one of the best hitters in the Big Ten. He led the team and conference in doubles (24), helping IU to a single-season program record for two-baggers. Seven different players had at least 10 doubles including Josh Pyne (22) and Carter Mathison (16).

As the coach for the outfielders, Weatherford helped transition Mathison into a premier defensive threat. In 56 games as the team's starting center fielder, Mathison had a perfect fielding percentage (1.000). He had 145 putouts and one outfield assists with no errors on the campaign. Devin Taylor improved his fielding percentage by 48 points, spending most of the campaign as the team's left fielder.



**4 • ASSISTANT COACH • BLAKE ALLEN**  
1st Season • Blackburn ('01)

A coach of over 20 years and a veteran leader with Midwest ties, former DePauw head coach **Blake Allen** was added to the Indiana Baseball staff as the program's third assistant coach for the 2025 season. He will wear the number four on his jersey.

Allen, who worked with head coach Jeff Mercer during their overlapping stints at Western Kentucky, will coordinate team practice, help coach team defense, work with infielders and hitters and will man the third base box on gamedays. He brings along 20+ years of coaching experience as an assistant and head coach, highlighted by five years working at national powerhouse Vanderbilt.

In his most recent stop, Allen served as the head coach at DePauw for the past eight seasons. His wife, Cristin, worked simultaneously at DePauw as the head women's soccer coach. The Tigers finished 23-17 in 2024, the best mark of a team during his tenure. DePauw went 12-4 in the North Coast Athletic Conference.

At DePauw, Allen oversaw the development of Grady Johnson as one of the league's most prolific hitters in 2024. The freshman hit .370 on the season, collecting 61 hits over 165 at-bats in his freshman season. On the mound, Michael Vallone finished off his senior season with a 2.95 earned run average in 58.0 innings pitched. He worked a 7-1 record with a WHIP of 0.98. Vallone was named a Division Three All-American.

Prior to his time at DePauw, Allen worked as an assistant coach at Vanderbilt across two different stints. He worked with Tim Corbin from 2004-08 and then again from 2015-16 in Nashville.



**DIRECTOR OF PLAYER DEVELOPMENT/OPERATIONS -  
PITCHING & CATCHING COORDINATOR**  
Denton Sagerman (7th Season)



**ATHLETIC TRAINER**  
Joel Langemaat (13th Season)



**PROGRAM ASSISTANT**  
Morgan Colopy (1st Season)



**ATHLETIC PERFORMANCE COACH**  
Chris Virtue (18th Season)

### STAFF DUTIES

First Base Coach	Zach Weatherford (#1)
Third Base Coach	Blake Allen (#4)
Calls Pitches	Dustin Glant (#25)
Mound Visits	Dustin Glant (#25)
Pitching Changes	Dustin Glant (#25)*

\* can alternate depending on pitcher

### ADDITIONAL STAFF

Scott Rolen	Special Assistant to the Head Coach
Jeremy Gray	Sport Administrator
Rusty Stillions	Equipment Manager
Kourtney Patrick	Performance Dietitian
Jared Rigdon	Sports Information Director
Eric Schwartz	Compliance
Cole Anderson	Event Management
Robert Williams	Marketing
Zach Barge	Academics

## KEY CONTRIBUTORS - OFFENSE



### 11 • WILL MOORE

*Freshman • 5-9 • INF*  
Paris, Ontario/Paris District  
Major: Sports Management  
Parents: Mike and Lori  
Siblings: Sam

#### CAREER HIGHS

Hits	3, Three times
Doubles	2, Maryland, 4/20/25
Triples	None
Home Runs	1, Michigan State, 4/7/25
RBI	2, Four times
Runs Scored	4, Maryland, 4/20/25
Total Bases	5, Maryland, 4/20/25

#### CAREER STATISTICS

SEASON	GP-GS	AVG.	AB	H	R	2B	3B	HR	RBI	TB	SLG%	BB	HBP	SO	OB%
2025	45-41	.328	131	43	35	5	0	1	19	51	.389	34	17	24	.514
<b>Total</b>	<b>45-41</b>	<b>.328</b>	<b>131</b>	<b>43</b>	<b>35</b>	<b>5</b>	<b>0</b>	<b>1</b>	<b>19</b>	<b>51</b>	<b>.389</b>	<b>34</b>	<b>17</b>	<b>24</b>	<b>.514</b>

#### PLAYER NOTES

- 2025 Big Ten All-Freshman Team (3B)
- No. 9 overall prospect out of Ontario in the class of 2024 by Perfect Game
- Broke the freshman hit-by-pitch record at Indiana (17)
- Big Ten Freshman of the Week (April 21st)
- Reached base safely four times against Illinois (April 12) without a hit - two walks, two hit-by-pitch
- Played travel ball for the Great Lake Canadians - coached by his father, Mike
- Grew up as a big Toronto Blue Jays fan in Canada



### 5 • DEVIN TAYLOR

*Junior • 6-1 • OF*  
Cincinnati, Ohio/LaSalle  
Major: Sports Marketing  
Parents: Michelle and Carey  
Sibling: Chandler

#### CAREER HIGHS

Hits	5, Mount St. Mary's, 2/28/25
Doubles	2, Six times
Triples	1, Six times
Home Runs	2, Seven times
RBI	6, Mount St. Mary's, 2/28/25
Runs Scored	4, Twice
Total Bases	12, Mount St. Mary's, 2/28/25

#### CAREER STATISTICS

SEASON	GP-GS	AVG.	AB	H	R	2B	3B	HR	RBI	TB	SLG%	BB	HBP	SO	OB%
2025	54-54	.367	210	77	62	13	2	17	62	145	.690	51	1	30	.489
2024	59-59	.357	241	86	67	11	1	20	54	159	.660	37	5	38	.449
2023	55-51	.315	200	63	61	13	3	16	59	130	.650	36	6	46	.430
<b>Total</b>	<b>168-164</b>	<b>.347</b>	<b>651</b>	<b>226</b>	<b>190</b>	<b>37</b>	<b>6</b>	<b>53</b>	<b>175</b>	<b>434</b>	<b>.667</b>	<b>124</b>	<b>12</b>	<b>114</b>	<b>.456</b>

#### PLAYER NOTES

- 2024 All-American (ABCA, Perfect Game)
- Indiana program record holder for home runs (53)
- 25th player to record 200+ hits in program history
- 2023 Freshman All-American by Collegiate Baseball Newspaper and Perfect Game
- 2023 Big Ten Freshman of the Year; 2023, 2024 and 2025 First Team All-Big Ten
- One of three players in program history to earn three First Team All-Big Ten honors
- Set Indiana's freshman RBI record in 2023 (59); ninth Hoosier rookie to reach the 50-RBI mark in a single season



### 8 • TYLER CERNY

*Junior • 6-2 • INF*  
Greenwood, Ind./Center Grove  
Major: Sports Marketing  
Parents: Raeanne and Jason  
Sibling: Brennah

#### CAREER HIGHS

Hits	4, Four times
Doubles	2, Three times
Triples	1, Six times
Home Runs	2, Ohio, 4/22/23
RBI	6, Ohio, 4/22/23
Runs Scored	4, Twice
Total Bases	9, Ohio, 4/22/23

#### CAREER STATISTICS

SEASON	GP-GS	AVG.	AB	H	R	2B	3B	HR	RBI	TB	SLG%	BB	HBP	SO	OB%
2025	54-53	.286	199	57	52	14	0	10	32	105	.528	16	19	35	.390
2024	60-60	.315	257	81	60	24	0	10	60	135	.525	16	12	47	.378
2023	59-57	.276	221	61	47	9	4	10	43	108	.489	13	13	52	.348
<b>Total</b>	<b>173-170</b>	<b>.294</b>	<b>677</b>	<b>199</b>	<b>159</b>	<b>47</b>	<b>6</b>	<b>30</b>	<b>135</b>	<b>348</b>	<b>.514</b>	<b>45</b>	<b>44</b>	<b>134</b>	<b>.372</b>

#### PLAYER NOTES

- The all-time leader in hit-by-pitches in program history (44)
- Moved over to second base after the UCLA series - has been better defensively
- Team leader in RBIs (60) and doubles (24); second in hits (81) last season in 2024
- Big Ten leader in doubles last season, helped IU break program single-season doubles record (140) in 2024
- 2023 All-Big Ten Freshman Team; 2024 Third Team All-Big Ten
- Both him and classmate Devin Taylor have back-to-back-back 10+ home run seasons (2023, 2024, 2025)
- Missed a year of high school baseball with illness



### 15 • COOPER MALAMAZIAN

*Freshman • 6-2 • INF*  
Clarendon Hills, Ill./Nazareth  
Academy  
Major: Sports Management  
Parents: John and Sonja  
Siblings: Sofia

#### CAREER HIGHS

Hits	4, Penn State, 3/7/25
Doubles	4, Penn State, 3/7/25
Triples	1, Twice
Home Runs	1, Four times
RBI	6, Bellarmine, 3/25/25
Runs Scored	3, Four times
Total Bases	8, Penn State, 3/7/25

#### CAREER STATISTICS

SEASON	GP-GS	AVG.	AB	H	R	2B	3B	HR	RBI	TB	SLG%	BB	HBP	SO	OB%
2025	54-45	.321	168	54	39	17	2	4	40	87	.518	17	5	52	.394
<b>Total</b>	<b>54-45</b>	<b>.321</b>	<b>168</b>	<b>54</b>	<b>39</b>	<b>17</b>	<b>2</b>	<b>4</b>	<b>40</b>	<b>87</b>	<b>.518</b>	<b>17</b>	<b>5</b>	<b>52</b>	<b>.394</b>

#### PLAYER NOTES

- 2025 Big Ten All-Freshman Team (SS)
- Broke the Indiana single game doubles record (4) at Penn State (March 7, 2025)
- Hit eighth-inning, two-run home runs in comebacks against Ohio State (March 14) and Maryland (April 18)
- Big Ten Freshman of the Week (March 10th)
- No. 414 overall prospect in the class of 2024 by Perfect Game
- 17th round draft pick by the Milwaukee Brewers in the 2024 MLB Draft
- Won 132 games during his high school career - went 37-1 as a senior in 2024

## KEY CONTRIBUTORS - OFFENSE



### 13 • ANDREW WIGGINS

*Sophomore • 6-4 • OF*

Indianapolis, Ind./Heritage Christian

Major: Sports Management

Parents: Eric and Camille

Siblings: EJ, Alaina and Ari

#### CAREER HIGHS

Hits	4, Butler, 3/30/24
Doubles	1, 11 times
Triples	1, Ohio State, 3/14/25
Home Runs	1, Seven times
RBI	3, Five times
Runs Scored	3, Three times
Total Bases	7, Butler, 3/30/24

#### CAREER STATISTICS

SEASON	GP-GS	AVG.	AB	H	R	2B	3B	HR	RBI	TB	SLG%	BB	HBP	SO	OB%
2025	42-36	.260	131	34	36	7	1	4	24	55	.420	36	11	34	.453
2024	36-14	.309	55	17	19	4	0	3	15	30	.545	14	3	14	.466
<b>Total</b>	<b>78-50</b>	<b>.274</b>	<b>186</b>	<b>51</b>	<b>55</b>	<b>11</b>	<b>1</b>	<b>7</b>	<b>39</b>	<b>85</b>	<b>.457</b>	<b>50</b>	<b>14</b>	<b>48</b>	<b>.456</b>

#### PLAYER NOTES

- 2023 High School All-American (Perfect Game, Collegiate Baseball, Etc.)
- No. 37 overall prospect in class of 2023 by Perfect Game
- Played in the 2022 Area Code Games and Perfect Game All-American Classic
- Multi-faceted musician - plays the saxophone among other instruments at a high level
- Sister, Ari, played college basketball at Michigan and Butler
- Father Eric is a pastor, mother Camille is a lawyer



### 20 • KORBYN DICKERSON

*RS-Sophomore • 6-1 • OF*

Jeffersonville, Ind./Trinity (Ky.)

Major: Exercise Science

Parents: Ernest and Holly

Siblings: Cordero, Cortez and Courtney

#### CAREER HIGHS

Hits	4, Michigan State, 4/7/25
Doubles	1, 14 times
Triples	1, Three times
Home Runs	2, Twice
RBI	6, Mount St. Mary's, 3/2/25
Runs Scored	3, Nine times
Total Bases	10, USC, 3/29/25

#### CAREER STATISTICS

SEASON	GP-GS	AVG.	AB	H	R	2B	3B	HR	RBI	TB	SLG%	BB	HBP	SO	OB%
2025	55-55	.318	239	76	57	14	3	19	77	153	.640	22	3	49	.381
2024	27-1	.200	20	4	9	1	0	0	3	5	.250	7	0	3	.393
2023	-	-	-	-	-	-	-	-	-	-	-	-	-	-	-
<b>Total</b>	<b>82-56</b>	<b>.309</b>	<b>259</b>	<b>80</b>	<b>66</b>	<b>15</b>	<b>3</b>	<b>19</b>	<b>81</b>	<b>158</b>	<b>.610</b>	<b>29</b>	<b>3</b>	<b>52</b>	<b>.382</b>

#### PLAYER NOTES

- 2025 First Team All-Big Ten, Big Ten All-Defensive Team (OF)
- Transferred to Indiana after two seasons at Louisville
- Has 22 multi-hit games and 19 multi-RBI games so far in the 2025 season
- Ranked the No. 34 Big Ten draft prospect in 2025 by D1 Baseball
- Led Trinity High School to a 2021 KHSAA State Championship
- No. 71 overall prospect in class of 2022 by Perfect Game
- 20th round draft pick of the Minnesota Twins in the 2022 MLB Draft



### 23 • JOEY BRENCZEWSKI

*RS-Sophomore • 6-3 • OF/INF*

Fishers, Ind./Fishers

Major: Public Financial Management

Parents: Andrea and Brett

Siblings: Caleb and Kiel

#### CAREER HIGHS

Hits	4, Three times
Doubles	2, Minnesota, 4/20/24
Triples	None
Home Runs	2, Penn State, 4/14/24
RBI	7, Penn State, 4/14/24
Runs Scored	4, Harvard, 2/23/25
Total Bases	10, Penn State, 4/14/24

#### CAREER STATISTICS

SEASON	GP-GS	AVG.	AB	H	R	2B	3B	HR	RBI	TB	SLG%	BB	HBP	SO	OB%
2025	38-23	.297	91	27	25	4	0	3	24	40	.440	15	9	24	.436
2024	50-42	.333	162	54	34	10	0	3	42	73	.451	16	8	27	.415
2023	-	-	-	-	-	-	-	-	-	-	-	-	-	-	-
<b>Total</b>	<b>88-65</b>	<b>.320</b>	<b>253</b>	<b>81</b>	<b>59</b>	<b>14</b>	<b>0</b>	<b>6</b>	<b>66</b>	<b>113</b>	<b>.447</b>	<b>31</b>	<b>17</b>	<b>51</b>	<b>.423</b>

#### PLAYER NOTES

- 2024 Second Team All-Big Ten selection (UTIL)
- 2024 Big Ten All-Freshman Team
- Three career four-hit games (last: vs. Harvard; Feb. 23, 2025)
- Redshirted his initial season on campus
- At the time, set freshman single-game RBI record with 7 runs driven in vs. Penn State (4/14), Jasen Oliver broke a week later
- Made collegiate debut vs. Duke (2/16); recorded first career hit vs. George Mason (2/18)
- Prepped at Fishers High School



### 34 • JAKE HANLEY

*Freshman • 6-6 • INF*

Mason, Ohio/Mason

Major: Marketing and

Professional Sales

Parents: Susan and Todd

Siblings: Ben

#### CAREER HIGHS

Hits	4, Evansville, 4/30/25
Doubles	2, Xavier, 2/26/25
Triples	1, Evansville, 4/30/25
Home Runs	2, Three times
RBI	5, Evansville, 4/30/25
Runs Scored	4, Twice
Total Bases	12, Evansville, 4/30/25

#### CAREER STATISTICS

SEASON	GP-GS	AVG.	AB	H	R	2B	3B	HR	RBI	TB	SLG%	BB	HBP	SO	OB%
2025	55-55	.340	215	73	48	9	1	14	52	126	.586	32	5	45	.433
<b>Total</b>	<b>55-55</b>	<b>.340</b>	<b>215</b>	<b>73</b>	<b>48</b>	<b>9</b>	<b>1</b>	<b>14</b>	<b>52</b>	<b>126</b>	<b>.586</b>	<b>32</b>	<b>5</b>	<b>45</b>	<b>.433</b>

#### PLAYER NOTES

- 2025 Big Ten Freshman of the Year
- 2025 All-Freshman Team and Second Team All-Big Ten
- No. 213 Overall Prospect in Class of 2024 (Perfect Game)
- 2024 OHSBCA Ohio Player of the Year
- 2024 Max Preps Baseball All-American
- Led Mason High School to first OHSAA State Championship in school history (2024)
- Father was big fan of Nolan Ryan - the reason he wears No. 34; his middle name is Nolan



## KEY CONTRIBUTORS - PITCHING



**17 • BEN GRABLE**  
Graduate Student • 6-4 • RHP  
Pasadena, Calif./Flintridge Prep  
(Northwestern)  
Major: Certificate Program  
Parents: Dave and Andrea  
Siblings: Will

## CAREER HIGHS

Innings Pitched	5.2, UCLA, 3/22/25
Strikeouts	8, Iowa, 4/27/25
Batters Faced	27, UCLA, 3/22/25
Total Pitches	98, UCLA, 3/22/25

## CAREER STATISTICS

SEASON	W-L	ERA	APP	GS	CG	SV	IP	H	R	ER	BB	SO	2B	HR	BAVG
2025	4-3	4.56	16	11	0	1	53.1	53	31	27	17	60	9	8	.251
2024	-	-	-	-	-	-	-	-	-	-	-	-	-	-	-
2023	2-1	5.58	18	2	0	2	30.2	27	20	19	16	36	6	3	.235
2022	-	-	-	-	-	-	-	-	-	-	-	-	-	-	-
2021	0-1	4.08	13	0	0	0	17.2	16	12	8	12	24	5	4	.239
<b>Total</b>	<b>6-5</b>	<b>4.78</b>	<b>47</b>	<b>13</b>	<b>0</b>	<b>3</b>	<b>101.2</b>	<b>96</b>	<b>63</b>	<b>54</b>	<b>45</b>	<b>120</b>	<b>20</b>	<b>15</b>	<b>.244</b>

## PLAYER NOTES

- First career start for Indiana came in five-inning, scoreless gem against Stetson (Feb. 28, 2025)
- Made his IU debut on February 15, 2025 against Xavier
- Missed the entire 2024 season through injury suffered in January
- Transferred from Northwestern after the 2023 campaign
- In his fifth season of college baseball, only beginning third year playing
- Father, Dave, was a four-year linebacker on the football team at Stanford



**55 • AYDAN DECKER-PETTY**  
Junior • 6-5 • RHP  
New Castle, Ind./New Castle  
Major: Sport Marketing and  
Management  
Parents: Traci  
Sibling: Dylan

## CAREER HIGHS

Innings Pitched	4.2, Rutgers, 4/28/24
Strikeouts	8, Michigan, 5/17/24
Batters Faced	17, Three Times
Total Pitches	76, Purdue, 5/5/24

## CAREER STATISTICS

SEASON	W-L	ERA	APP	GS	CG	SV	IP	H	R	ER	BB	SO	2B	HR	BAVG
2025	1-1	6.57	14	1	0	2	24.2	25	21	18	12	19	5	1	.275
2024	2-2	6.32	16	1	0	1	37.0	34	28	26	27	38	7	6	.236
2023	1-0	4.35	8	0	0	0	10.1	9	7	5	6	10	2	1	.225
<b>Total</b>	<b>4-3</b>	<b>6.12</b>	<b>38</b>	<b>2</b>	<b>0</b>	<b>3</b>	<b>72.0</b>	<b>68</b>	<b>56</b>	<b>49</b>	<b>45</b>	<b>67</b>	<b>14</b>	<b>8</b>	<b>.247</b>

## PLAYER NOTES

- Turned into solid long-relief option out of the bullpen in 2024
- Had a 4.09 ERA in seven appearances in Big Ten play in 2024
- Seven appearances in 2024 went three innings or longer
- Made first-career start against Butler (March 28, 2024)
- Top-10 recruit out of state of Indiana in 2022 (Perfect Game)



**24 • DREW BUHR**  
Graduate Student • 6-1 • RHP  
Austin, Ind./Austin  
(Bellarmine)  
Major: Certificate Program  
Parents: Heather and Kevin  
Siblings: Nolan, Brayden and Madison

## CAREER HIGHS

Innings Pitched	5.0, Rutgers, 4/27/24
Strikeouts	8, Penn State, 4/13/24
Batters Faced	19, Twice
Total Pitches	77, Penn State, 4/13/24

\* - at Indiana

## CAREER STATISTICS

SEASON	W-L	ERA	APP	GS	CG	SV	IP	H	R	ER	BB	SO	2B	HR	BAVG
2025*	0-1	1.99	9	2	0	2	22.2	16	6	5	7	19	3	0	.223
2024*	2-2	3.31	21	0	0	1	49.0	42	19	18	17	48	8	8	.228
2023	5-8	8.12	14	14	1	0	75.1	95	78	68	27	69	16	19	.307
2022	0-6	6.97	15	10	0	0	62.0	75	59	48	31	53	16	13	.300
<b>Total</b>	<b>7-17</b>	<b>5.99</b>	<b>59</b>	<b>26</b>	<b>1</b>	<b>3</b>	<b>209.0</b>	<b>228</b>	<b>162</b>	<b>139</b>	<b>82</b>	<b>189</b>	<b>43</b>	<b>40</b>	<b>.278</b>

## PLAYER NOTES

- Indiana native from Austin High School
- Pitched in 29 games at Bellarmine after beginning his career at St. Louis
- Playing his sixth year of college baseball, began as a two-way player
- Held a 2.08 earned run average (26.0 IP) in Big Ten play in 2024
- Tied for team lead in appearances last season (21)
- Five relief appearances of four-plus innings in 2024



**29 • RYAN KRAFT**  
Senior • 6-4 • LHP  
Mokena, Ill./Lincoln-Way Central  
Major: Secondary Education  
Parents: Greg and Jennifer  
Siblings: Lauren and Kathryn

## CAREER HIGHS

Innings Pitched	7.1, Northwestern, 5/6/23
Strikeouts	7, Three times
Batters Faced	28, Northwestern, 5/6/23
Total Pitches	95, Ohio, 4/21/23

## CAREER STATISTICS

SEASON	W-L	ERA	APP	GS	CG	SV	IP	H	R	ER	BB	SO	2B	HR	BAVG
2025	3-2	4.31	20	7	0	1	62.2	64	31	30	15	55	9	13	.259
2024	1-1	7.27	16	2	0	2	26.0	35	26	21	18	30	7	8	.313
2023	6-1	2.48	21	2	0	5	61.2	58	23	17	22	51	14	2	.249
2022	2-1	9.78	25	1	0	0	42.1	60	49	46	30	59	8	10	.326
<b>Total</b>	<b>12-5</b>	<b>5.33</b>	<b>82</b>	<b>12</b>	<b>0</b>	<b>8</b>	<b>192.2</b>	<b>217</b>	<b>129</b>	<b>114</b>	<b>85</b>	<b>195</b>	<b>38</b>	<b>33</b>	<b>.280</b>

## PLAYER NOTES

- Top five in program history in career appearances (82)
- Active leader at IU in appearances (82), innings (192.2) and strikeouts (195)
- 2024 Northwoods League Pitcher of the Year - Kalamazoo Growlers
- 2023 First Team All-Big Ten (RP)
- Collected six victories and five saves in 61.2 innings pitched as a sophomore
- Both his grandmother and grandfather are IU graduates

## KEY CONTRIBUTORS - PITCHING



### 32 • COLE GILLEY

*RS-Senior • 6-1 • RHP*  
Columbus, Ind./Columbus East  
(Indiana State)  
Major: Public Management  
Parents: Stephen and Jennifer  
Siblings: Cadence and Chloe

#### CAREER HIGHS

Innings Pitched	6.0, Twice
Strikeouts	11, Xavier, 2/15/25
Batters Faced	26, USC, 3/28/25
Total Pitches	97, USC, 3/28/25

#### CAREER STATISTICS

SEASON	W-L	ERA	APP	GS	CG	SV	IP	H	R	ER	BB	SO	2B	HR	BAVG
2025	9-3	3.88	17	11	0	1	62.2	51	35	27	18	73	8	8	.214
2024	3-1	6.61	15	3	0	1	32.2	39	25	24	21	36	8	4	.217
2023	0-0	10.80	5	0	0	0	6.2	11	8	8	6	9	6	2	.244
2022	-	-	-	-	-	-	-	-	-	-	-	-	-	-	-
2021	0-0	0.00	1	0	0	0	0.1	0	0	0	0	1	0	0	.000
<b>Total</b>	<b>12-4</b>	<b>5.19</b>	<b>38</b>	<b>14</b>	<b>0</b>	<b>2</b>	<b>102.1</b>	<b>101</b>	<b>68</b>	<b>59</b>	<b>45</b>	<b>119</b>	<b>22</b>	<b>14</b>	<b>.218</b>

#### PLAYER NOTES

- 2025 Second Team All-Big Ten (SP)
- First IU pitcher with at least 9 wins in a season since 2016 (10 - Kyle Hart)
- Two games with atleast 10 strikeouts this season (11 - Xavier, 10 - USC)
- His 11 strikeouts vs. Xavier were most by IU pitcher on opening weekend since at least 2005
- Pitched four years, three seasons in Terre Haute at Indiana State
- Both his sisters play volleyball at Indiana State



### 38 • JACKSON YARBERRY

*Sophomore • 6-3 • RHP*  
Lake St. Louis, Mo./Timberland  
(St. Louis)  
Major: Public Finance Management  
Parents: Eddie and Suzanne  
Sibling: Anna and Claire

#### CAREER HIGHS

Innings Pitched	6.0, Rhode Island, 3/29/24
Strikeouts	7, Lindenwood, 2/21/24
Batters Faced	23, Rhode Island, 3/29/24
Total Pitches	58, Xavier, 2/15/25*

\* most at Indiana

#### CAREER STATISTICS

SEASON	W-L	ERA	APP	GS	CG	SV	IP	H	R	ER	BB	SO	2B	HR	BAVG
2025	2-0	7.36	10	5	0	0	18.1	20	20	15	9	23	5	5	.270
2024	6-3	6.33	19	4	0	0	42.2	58	31	30	14	33	7	6	.264
<b>Total</b>	<b>8-3</b>	<b>6.64</b>	<b>29</b>	<b>9</b>	<b>0</b>	<b>0</b>	<b>61.0</b>	<b>78</b>	<b>51</b>	<b>45</b>	<b>23</b>	<b>56</b>	<b>12</b>	<b>11</b>	<b>.265</b>

#### PLAYER NOTES

- Spent one season at Saint Louis University, transferred to Indiana before 2025 season
- Named A10 Rookie of the Week after scoreless outing against Rhode Island (April 2, 2024)
- Grew up in San Diego but moved to Saint Louis in freshman year of high school
- Favorite MLB pitcher is Justin Verlander, favorite team is San Francisco Giants



### 40 • GAVIN SEEBOLD

*RS-Senior • 6-2 • RHP*  
Jeffersonville, Ind./Jeffersonville  
(Southern Indiana)  
Major: Safety Management Certificate  
Parents: John and Corinne  
Siblings: Grant

#### CAREER HIGHS

Innings Pitched	8.0, UT Martin, 5/22/24
Strikeouts	7, Twice
Batters Faced	32, UT Martin, 5/22/24
Total Pitches	108, Little Rock, 5/11/24

#### CAREER STATISTICS

SEASON	W-L	ERA	APP	GS	CG	SV	IP	H	R	ER	BB	SO	2B	HR	BAVG
2025	3-5	7.28	17	6	0	3	55.2	62	47	45	24	49	10	9	.276
2024	7-2	3.93	16	10	0	0	71.0	70	34	31	18	58	10	8	.206
2023	2-4	8.27	13	8	0	0	37.0	43	42	34	23	26	12	8	.179
2022	-	-	-	-	-	-	-	-	-	-	-	-	-	-	-
2021	-	-	-	-	-	-	-	-	-	-	-	-	-	-	-
<b>Total</b>	<b>12-11</b>	<b>6.05</b>	<b>46</b>	<b>24</b>	<b>0</b>	<b>3</b>	<b>163.2</b>	<b>175</b>	<b>123</b>	<b>110</b>	<b>65</b>	<b>133</b>	<b>32</b>	<b>26</b>	<b>.217</b>

#### PLAYER NOTES

- Transferred to Indiana ahead of the 2025 season, third stop of his college career
- D1 Baseball's No. 79 Impact Transfer Pitcher
- 2023 Second Team All-Ohio Valley Conference
- Posted a 7-2 record with a 3.93 ERA in 2024 at Southern Indiana
- Graduated from Southern Indiana with Degree in Individualized Studies, Minor in Sports Management



### 51 • PETE HAAS

*R-Junior • 6-0 • RHP*  
Hancock, N.H./Keene  
Major: Liberal Studies  
Parents: Pamela and Andy  
Sibling: Connor

#### CAREER HIGHS (Division One level only)

Innings Pitched	9.0, Central Connecticut State, 3/30/24
Strikeouts	9, Norfolk State, 5/11/24
Batters Faced	34, Central Connecticut State, 3/30/24
Total Pitches	115, Delaware State, 5/3/24

#### CAREER STATISTICS

SEASON	W-L	ERA	APP	GS	CG	SV	IP	H	R	ER	BB	SO	2B	HR	BAVG
2025	1-2	4.01	20	7	0	1	33.2	36	25	15	18	33	6	5	.273
2024	3-6	5.33	12	10	1	0	54.0	67	45	32	22	49	10	6	.247
2023	-	-	-	-	-	-	-	-	-	-	-	-	-	-	-
2022*	3-3	2.51	7	7	2	0	43.0	35	17	12	9	50	7	4	.223
<b>Total*</b>	<b>4-8</b>	<b>4.83</b>	<b>32</b>	<b>17</b>	<b>1</b>	<b>1</b>	<b>87.2</b>	<b>103</b>	<b>70</b>	<b>47</b>	<b>40</b>	<b>82</b>	<b>16</b>	<b>11</b>	<b>.256</b>

#### PLAYER NOTES

- Transferred to Indiana from Stonehill College
- Was part of Stonehill's transition to the division one level
- Played hockey growing up in New Hampshire
- Was a summer ball teammate of Devin Taylor - who recommended him to pitching coach Dustin Glant
- Missed the entire 2023 season with Tommy John Surgery

## HOOSIER TIDBITS

reflects additional players not listed under key contributors

## OFF THE BENCH

## 3 • TYLER DEMARTINO

6-0 • Gr. • OF • Potomac, Md.

- Playing his sixth year of college baseball in 2025
- 2023 Big East All-Tournament team selection
- Over 150 career appearances in college

## 6 • TJ SCHUYLER

6-2 • So. • C • Antioch, Ill.

- Recorded walk-off hit against Northwestern (Feb. 24)
- 2023 Conference Player of the Year in high school
- No. 22 overall prospect in state of Illinois (Perfect Game)

## 9 • JAKE STADLER

6-1 • R-Sr. • C • Greenfield, Ind.

- Played 51 games in 2024 after transferring from Purdue
- Big Ten Sportsmanship Award (2024)
- Opening Day starter at catcher in 2024 and 2025

## 2 • JASEN OLIVER

5-11 • So. • INF • Almont, Mich.

- 2024 Big Ten All-Freshman Team (INF)
- Hit 10 home runs as true freshman in 2024
- Won 85-straight games as high schooler in Michigan

## 12 • HOGAN DENNY

6-0 • Fr. • C/OF • Mooresville, Ind.

- ABCA/Rawlings Second Team HS All-American (2024)
- Indiana Gatorade Player of the Year (2024)
- No. 207 overall prospect in class of 2024 (Perfect Game)

## 10 • JOSH PYNE

6-0 • Sr. • INF • Bloomfield, Ind.

- No. 5 in program history in doubles (58)
- 2023 Third Team All-Big Ten selection (3B)
- Has recorded 222 hits in his Indiana career

## 19 • COLE DECKER

5-11 • Fr. • OF • Evansville, Ind.

- No. 5 outfielder in state of Indiana (Perfect Game)
- Played in the IHSBCA North/South All-Star Game (2024)
- Brother, Cameron, plays in L.A. Dodgers organization

## 43 • CALEB KOSKIE

6-0 • Fr. • OF/LHP • Excelsior, Minn.

- Two-way player, outfielder and left-handed pitcher
- Top-500 overall prospect in class of 2024 (Perfect Game)
- Star hockey player in prep days in Minnesota

## OUT OF THE BULLPEN

## 14 • BRAYTON THOMAS

6-5 • Fr. • LHP • Fort Wayne, Ind.

- No. 171 overall prospect in class of 2024 (Perfect Game)
- Top-ranked prep pitcher in state of Indiana (2024)
- Played in Perfect Game National Showcase (2023)

## 26 • SETH BENES

6-2 • So. • RHP • O'Fallon, Mo.

- No. 442 overall prospect in class of 2023 (Perfect Game)
- Father, Adam, was a minor leaguer pitcher
- Uncle, Andy, was No. 1 overall pick in 1988 MLB Draft

## 27 • CLAYTON WEISHEIT

6-6 • So. • RHP • Jasper, Ind.

- Out for the year, underwent surgery in March
- Spent one season at Southern Indiana in 2024
- OVC All-Freshman team selection (2024)

## 30 • RYAN RUSHING

5-10 • So. • LHP • Bradenton, Fla.

- High School national champion at IMG Academy
- No. 215 overall prospect in class of 2023 (Perfect Game)
- Second Team High School All-American

## 21 • JACOB VOGEL

6-7 • R-So. • RHP • North Vernon, Ind.

- Big Ten All-Freshman Team selection (2024)
- NCBWA First Team Freshman All-American (2024)
- Worked a 2.31 ERA as a reliever last season

## 41 • DERON SWANSON

6-3 • Sr. • LHP • Fort Wayne, Ind.

- Spent three seasons at St. Francis in Fort Wayne
- Led the Cougars to program record 40 wins in 2024
- Has a 5-year-old daughter, Sienna

## 44 • WILL ELDRIDGE

6-4 • Jr. • RHP • Flora, Ind.

- Spent two seasons at Indiana Wesleyan
- 2023 Crossroads League Co-Newcomer of the Year
- Recorded 125 strikeouts as a high school junior (2021)

## 31 • HENRY BRUMMEL

6-5 • Fr. • RHP • Pontiac, Ill.

- No. 24 overall player in state of Illinois (Perfect Game)
- 20th round draft pick of Milwaukee Brewers (2024)
- Recorded 103 strikeouts as high school senior (2024)

## CAREER BESTS (at Indiana)

## Pitchers

Player	Pitches	Strikeouts	Hits	Runs	Walks	Longest Appearance
Kraft, Ryan	95	7	2	0	0	7.1 IP
Holderfield, Grant	59	8	1	0	0	3.2 IP
Decker-Petty, Aydan	76	8	0	1	0	4.2 IP
Vogel, Jacob	51	4	2	0	1	4.0 IP
Buhr, Drew	77	8	0	0	0	5.0 IP
Rushing, Ryan	46	3	2	1	2	3.0 IP
Gilley, Cole	97	11	2	0	0	6.0 IP
Seebold, Gavin	83	7	1	0	0	6.0 IP
Yarberry, Jackson	58	6	2	2	1	3.0 IP
Haas, Pete	47	5	6	4	1	3.0 IP
Gubitosi, Anthony	57	3	1	0	1	3.0 IP
Benes, Seth	35	2	-	-	-	2.0 IP
Eldridge, Will	25	2	-	-	-	1.0 IP
Grable, Ben	98	8	0	0	0	5.2 IP
Bohnert, Matthew	24	1	-	-	-	1.0 IP
Brummel, Henry	41	2	-	-	-	2.2 IP
Thomas, Brayton	45	4	-	-	-	2.2 IP
Koskie, Caleb	33	1	-	-	-	1.1 IP
Telfer, Trey	33	1	-	-	-	1.0 IP
Swanson, Deron	72	7	3	0	1	4.1 IP

\*pitching reflects career lows for (hits, runs, walks) with at least 3 IP; career highs for strikeouts, pitches

## CAREER BESTS (at Indiana)

## Hitters

Player	Hits	Runs	Doubles	Triples	RBI's	Home Runs
Taylor, Devin	5	4	2	1	6	2
Cerny, Tyler	4	4	2	1	6	2
Pyne, Josh	4	4	2	1	5	1
Wiggins, Andrew	4	3	1	1	3	1
Brenczewski, Joey	4	4	1	-	7	2
Oliver, Jasen	4	3	1	1	8	2
Dickerson, Korbyn	4	3	1	1	6	2
Hanley, Jake	4	4	2	1	5	2
Stadler, Jake	3	3	1	1	4	1
DeMartino, Tyler	1	1	1	-	1	1
Moore, Will	3	4	2	-	2	1
Denny, Hogan	3	3	1	-	3	1
Malamazian, Cooper	4	3	4	1	6	1
Decker, Cole	-	1	-	-	-	-
Schuyler, T.J.	2	4	1	-	3	1
Koskie, Caleb	3	2	2	-	6	1

## TEAM SEASON RECORDS (all-time)

Category	Number
Total Wins - All Time	57 (1985)
Total Wins - Modern Era Scheduling	49 (2013)
Big Ten Wins - All Time	26 (2021)
Big Ten Wins - Traditional Scheduling	21 (2014)
Losses - All Time	35 (2007)

## OFFENSIVE SEASON RECORDS (BBCOR era began in 2011)

Category	Number
Home Runs	95 (2019)
Hits	751 (1985)
Batting Average	.355 (1988)
Runs	639 (1985)
Doubles	140 (2024)

## PITCHING SEASON RECORDS (all-time)

Category	Number
Strikeouts	600 (2022)
Staff ERA - lowest	1.97 (1968)



Sophomore outfielder Andrew Wiggins





## 2025 BROADCAST NOTES

Notes and tidbits on Indiana's 2025 roster

### #2 Jasen Oliver

*So. • INF • Almont, Mich.*

- Has three siblings - Jaden, Lyla and Jaxen
- Was one strip away from a black belt in "Tang Soo Do" karate
- Goes by the nickname "Jolly"

### #5 Devin Taylor

*Jr. • OF • Cincinnati, Ohio*

- IU felt like home, the culture for him was "unmatched"
- Very easy going personality - loves to smile and live each day to the fullest
- A "program changer" according to head coach Jeff Mercer

### #8 Tyler Cerny

*Jr. • SS • Greenwood, Ind.*

- Lost nearly 20 pounds due to an illness in junior year of high school
- Played in the Cape Cod League with Cotuit in summer of 2024
- Back-to-back seasons with 10+ home runs

### #9 Jake Stadler

*R-Sr. • C • Greenfield, Ind.*

- Father, Barry, was in the Marching Hundred at Indiana
- Avid golfer, holds a six handicap on the course
- Had seven hits in three years at Purdue ('21-'23), 42 in first year at IU ('24)

### #10 Josh Pyne

*Sr. • INF • Bloomfield, Ind.*

- "Hometown Hero" - grew up just west in Bloomfield
- Father, Jared, and mother, Brooke, attend nearly ever home and away game
- Loves hunting and fishing, has gone before with head coach Jeff Mercer

### #12 Hogan Denny

*Fr. • C/OF • Mooresville, Ind.*

- 2024 Indiana Gatorade State Player of the Year
- Recorded 12 strikeouts on the mound in the 2024 IHSAA State Title Game
- Won a little league title at Cooperstown when he was 12-years old

### #13 Andrew Wiggins

*So. • OF • Indianapolis, Ind.*

- Father, Eric, is a Pastor; Mother, Camille, is an Attorney
- Minorng in Music through the Jacobs School, fantastic saxophone player
- Played travel baseball with 2023 MLB Draft No. 3 Overall Pick - Max Clark

### #14 Brayton Thomas

*Fr. • LHP • Fort Wayne, Ind.*

- Favorite MLB team is the Chicago Cubs - loves watching Shota Imanaga
- Very committed to his faith; attended Bishop Dwenger - a Catholic school
- Spends lots of time at the lake - avid rider of jet skis

### #20 Korbyn Dickerson

*R-So. • OF • Jeffersonville, Ind.*

- Drafted by the Minnesota Twins - 20th Round of 2022 MLB Draft
- Grew up on Indiana side of border but attended Trinity (Ky.) High School
- Majoring in exercise science at Indiana

### #23 Joey Brenczewski

*R-So. • INF/OF • Fishers, Ind.*

- Redshirted his initial season on campus
- Was a high school shortstop but has transitioned into outfielder/first base
- Both of his brothers - Caleb and Kiel - played college baseball

### #24 Drew Buhr

*Gr. • RHP • Austin, Ind.*

- One of two players (DeMartino) in their sixth year of college baseball
- Graduated from Austin High School - enrollment under 500 kids
- One of three players (DeMartino, Seebold) at third different D1 program

### #29 Ryan Kraft

*Sr. • LHP • Mokena, Ill.*

- Majoring in Secondary Education - both his parents are teachers
- One of three players (Holderfield, Pyne) left from his prep recruiting class
- Won Northwoods League Pitcher of the Year honors in 2024

### #32 Cole Gilley

*Gr. • RHP • Columbus, Ind.*

- All three kids in his family have first names that begin with "C"
- Joins group of pitchers that have pitched against IU and transferred here
- Favorite MLB pitcher is Max Scherzer, favorite team is Cincinnati Reds

### #34 Jake Hanley

*Fr. • INF • Mason, Ohio*

- Wears No. 34 because his dad was big Nolan Ryan fan growing up
- Father, Todd, pitched at the University of Toledo
- Led Mason High School to first state title in school history

### #38 Jackson Yarberry

*So. • RHP • Lake St. Louis, Mo.*

- Longtime friend with fellow sophomore pitcher Seth Benes
- Played travel baseball with the UA STL Prospects
- Just third player in program history with a last name beginning with "Y"

### #40 Gavin Seebold

*R-Sr. • RHP • Jeffersonville, Ind.*

- Very strong in faith, active member of the Fellowship of Christian Athletes
- An interesting note: Gavin Seebold is color blind
- Picked Indiana because the coaches "are bought in and care a ton"

### #41 Deron Swanson

*Sr. • LHP • Fort Wayne, Ind.*

- Favorite MLB pitcher is fellow south paw Clayton Kershaw
- Father of a 5-year-old daughter, Sienna
- Recently got engaged to his girlfriend, Jazlyn, over Christmas break

### #55 Aydan Decker-Petty

*Jr. • RHP • New Castle, Ind.*

- Effectively known as "ADP" by coaches and players
- Favorite baseball memories are learning the game from his grandfather
- Started playing at 4-years-old, kept playing and hasn't stopped

## BIG MOMENTS IN 2025

Opponent (Date)	Big Moment
Northwestern (Feb. 24)	T.J. Schuyler's first career hit walks off Northwestern in Cary
Indiana State (March 11)	Will Moore's bunt leads to three runs on single, throwing error
Ohio State - 2 (March 14)	Hogan Denny delivers walk-off single in the bottom of the 10th
Evansville (March 18)	Tyler Cerny's diving catch keeps game-tying run off the board
Michigan State (April 7)	Devin Taylor's two-run single wins weekend opener over Spartans
Maryland (April 18)	Ben Grable tosses scoreless ninth inning, IU walks it off in home half
Abilene Christian (May 4)	Joey Brenczewski hits a pinch-hit three-run home run in the seventh inning
Purdue (May 11)	Korbyn Dickerson crushes three-run home run, IU rolls to series victory

## 2025 COMEBACKS

Opponent (Date)	Trailing (Inn.)	Final Score
Northwestern (Feb. 24)	0-2 (2nd)	W, 4-3
Mount St. Mary's (March 2)	2-5 (2nd)	W, 20-7 (7)
Ohio State - 1 (March 14)	0-2 (2nd)	W, 12-2 (8)
Ohio State - 2 (March 14)	3-7 (8th)	W, 8-7 (10)
Maryland (April 18)	1-6 (8th)	W, 7-6
Abilene Christian (May 4)	0-3 (6th)	W, 7-6



## Indiana Baseball Overall Statistics for Indiana (as of May 20, 2025) (All games Sorted by Batting avg)



Record: 31-24 Home: 14-9 Away: 11-11 Neutral: 6-4 Big Ten: 16-14

Player	avg	gp-gs	ab	r	h	2b	3b	hr	rbi	tb	slg%	bb	hp	so	gdp	ob%	sf	sh	sb-att	po	a	e	fld%
5 Taylor, Devin	.367	54-54	210	62	77	13	2	17	62	145	.690	51	1	30	4	.489	2	0	12-16	99	4	2	.981
34 Hanley, Jake	.340	55-55	215	48	73	9	1	14	52	126	.586	32	5	45	0	.433	2	1	1-1	395	22	0	1.000
11 Moore, Will	.328	45-41	131	35	43	5	0	1	19	51	.389	34	17	24	0	.514	1	5	6-7	24	63	8	.916
15 Malamazian, Coope	.321	54-45	168	39	54	17	2	4	40	87	.518	17	5	52	3	.394	3	1	3-5	32	102	8	.944
20 Dickerson, Korbyn	.318	55-55	239	57	76	14	3	19	77	153	.640	22	3	49	1	.381	1	1	5-5	123	1	2	.984
12 Denny, Hogan	.289	49-38	135	33	39	11	0	6	24	68	.504	21	8	30	1	.412	1	0	1-1	26	2	0	1.000
8 Cerny, Tyler	.286	54-53	199	52	57	14	2	10	32	105	.528	16	19	35	3	.390	2	3	6-8	82	128	17	.925
13 Wiggins, Andrew	.260	42-36	131	36	34	7	1	4	24	55	.420	36	11	34	0	.453	1	0	7-8	59	3	1	.984
-----																							
37 Gilbert, Ryan	.500	2-0	2	1	1	0	0	1	2	4	2.000	0	0	0	0	.500	0	0	0-0	0	0	0	.000
23 Brenczewski, Joey	.297	38-23	91	25	27	4	0	3	24	40	.440	15	9	24	0	.436	2	1	2-2	0	0	0	.000
9 Stadler, Jake	.273	43-28	99	24	27	3	1	3	16	41	.414	20	9	11	2	.438	0	8	0-0	255	15	6	.978
6 Schuyler, T.J.	.250	35-29	88	15	22	3	0	2	17	31	.352	9	0	19	1	.320	0	2	1-1	199	19	3	.986
3 DeMartino, Tyler	.222	11-1	9	1	2	1	0	1	3	6	.667	1	1	4	0	.364	0	0	0-1	3	1	0	1.000
43 Koskie, Caleb	.200	20-12	45	9	9	5	0	1	9	17	.378	8	1	12	0	.333	0	0	0-0	21	1	0	1.000
2 Oliver, Jasen	.171	27-20	76	8	13	2	1	3	17	26	.342	14	0	17	1	.297	1	1	1-2	34	41	4	.949
10 Pyne, Josh	.000	5-5	10	1	0	0	0	0	0	0	.000	1	0	3	0	.091	0	0	0-0	4	5	1	.900
19 Decker, Cole	.000	23-0	5	8	0	0	0	0	0	0	.000	1	0	3	0	.167	0	0	0-0	2	0	0	1.000
Totals	.299	55	1853	454	554	108	13	89	418	955	.515	298	89	392	16	.417	16	23	45-57	1382	444	58	.969
Opponents	.263	55	1794	332	472	80	12	64	308	768	.428	228	69	452	16	.365	18	20	43-59	1376	507	55	.972

LOB - Team (449), Opp (415). DPs turned - Team (31), Opp (44). IBB - Team (7), Taylor 5, Hanley 1, Dickerson, K 1, Opp (1).  
Picked off - Moore, W. 3, Cerny 1, Hanley 1, DeMartino 1.

### (All games Sorted by Earned run avg)

Player	era	w-l	app	gs	cg	sho	sv	ip	h	r	er	bb	so	2b	3b	hr	b/avg	wp	hp	bk	sfa	sha
32 Gilley, Cole	3.88	9-3	17	11	0	0/2	1	62.2	51	35	27	18	73	8	0	8	.214	5	5	0	2	1
29 Kraft, Ryan	4.31	3-2	20	7	0	0/2	1	62.2	64	31	30	15	55	9	4	13	.259	0	5	0	0	4
40 Seebold, Gavin	7.28	3-5	17	6	0	0/0	3	55.2	62	47	45	24	49	10	1	9	.276	3	5	1	3	1
-----																						
24 Buhr, Drew	1.99	0-1	9	2	0	0/0	2	22.2	16	6	5	7	19	3	0	0	.211	0	1	0	3	2
51 Haas, Pete	4.01	1-2	20	7	0	0/1	1	33.2	36	25	15	18	33	6	2	5	.273	3	2	0	2	1
33 Telfer, Trey	4.15	0-1	9	0	0	0/1	0	8.2	9	4	4	7	7	2	0	1	.265	2	0	0	0	0
21 Vogel, Jacob	4.35	0-0	10	0	0	0/0	1	10.1	15	5	5	4	4	4	0	0	.349	1	3	0	0	1
17 Grable, Ben	4.56	4-3	16	11	0	0/0	1	53.1	53	31	27	17	60	9	2	8	.251	2	3	3	1	1
55 Decker-Petty, Ayda	6.57	1-1	14	1	0	0/1	2	24.2	25	21	18	12	19	5	1	1	.275	3	8	0	1	3
14 Thomas, Brayton	6.75	0-0	15	0	0	0/1	0	16.0	10	12	12	8	23	1	0	2	.182	0	9	0	0	0
41 Swanson, Deron	6.75	2-2	7	4	0	0/0	0	14.2	20	11	11	10	16	4	0	1	.328	1	2	0	0	2
16 Gubitosi, Anthony	7.04	1-1	10	0	0	0/0	0	15.1	8	13	12	20	8	1	0	2	.160	5	1	0	0	1
38 Yarberry, Jackson	7.36	2-0	10	5	0	0/0	0	18.1	20	20	15	9	23	5	0	5	.270	1	3	0	0	1
44 Eldridge, Will	7.36	0-0	5	0	0	0/0	0	3.2	3	3	3	5	3	0	0	0	.214	2	3	0	0	0
18 Holderfield, Grant	7.61	3-0	16	0	0	0/1	0	23.2	30	23	20	14	24	6	0	2	.303	2	8	1	4	0
30 Rushing, Ryan	8.53	0-1	12	0	0	0/1	0	12.2	14	12	12	13	16	0	0	0	.280	2	4	0	0	0
31 Brummel, Henry	12.38	1-1	8	1	0	0/0	0	8.0	13	12	11	9	7	1	1	2	.382	2	4	0	1	1
26 Benes, Seth	12.46	1-0	11	0	0	0/0	0	8.2	15	12	12	9	9	5	1	4	.395	2	1	0	0	0
28 Bohnert, Matthew	13.50	0-1	5	0	0	0/0	0	2.0	2	3	3	5	1	0	0	0	.250	0	0	0	0	0
43 Koskie, Caleb	16.20	0-0	5	0	0	0/0	0	3.1	6	6	6	4	3	1	0	1	.429	1	2	0	1	1
Totals	5.72	31-24	55	55	0	2/2	12	460.2	472	332	293	228	452	80	12	64	.263	37	69	5	18	20
Opponents	8.05	24-31	55	55	1	2/2	9	458.2	554	454	410	298	392	108	13	89	.299	58	89	5	16	23

PB - Team (11), Schuyler 6, Stadler, J. 5, Opp (16). Pickoffs - Team (7), Kraft 3, Stadler, J. 2, Schuyler 1, Vogel 1, Opp (6). SBA/ATT - Schuyler (21-32), Stadler, J. (22-26), Haas, P. (9-11), Kraft (9-10), Grable (6-6), Decker-Petty (3-5), Brummel (3-5), Buhr (3-5), Seebold (3-4), Holderfield (4-4), Benes (1-2), Gilley (1-2), Rushing (0-2), Thomas (1-1), Vogel (0-1), Yarberry (0-1).



# **Indiana Baseball** **Overall Statistics for Indiana (as of May 20, 2025)** **(Last 5 Sorted by Batting avg)**



Record: 3-2 Home: 1-1 Away: 2-1 Big Ten: 3-1

Player	avg	gp-gs	ab	r	h	2b	3b	hr	rbi	tb	slg%	bb	hp	so	gdp	ob%	sf	sh	sb-att	po	a	e	fld%
8 Cerny, Tyler	.471	5-5	17	7	8	1	0	1	1	12	.706	2	2	3	0	.571	0	0	0-0	10	16	0	1.000
11 Moore, Will	.375	5-5	16	7	6	1	0	0	3	7	.438	5	3	1	0	.583	0	1	1-2	3	8	2	.846
9 Stadler, Jake	.375	5-4	8	3	3	0	0	1	3	6	.750	3	1	2	0	.583	0	3	0-0	24	3	0	1.000
12 Denny, Hogan	.353	5-5	17	3	6	2	0	0	2	8	.471	2	2	2	0	.476	0	0	1-1	0	0	0	.000
5 Taylor, Devin	.353	5-5	17	4	6	0	0	3	9	15	.882	7	0	3	0	.520	1	0	1-1	16	0	0	1.000
34 Hanley, Jake	.286	5-5	21	1	6	0	0	1	5	9	.429	3	0	2	0	.375	0	0	0-0	42	2	0	1.000
13 Wiggins, Andrew	.267	5-5	15	3	4	0	0	1	2	7	.467	2	1	3	0	.389	0	0	0-0	1	0	0	1.000
15 Malamazian, Coope	.190	5-5	21	1	4	1	1	0	2	7	.333	2	0	6	0	.261	0	0	0-0	5	17	2	.917
20 Dickerson, Korbyn	.160	5-5	25	4	4	1	0	1	6	8	.320	0	0	6	0	.160	0	0	1-1	11	0	0	1.000
-----																							
6 Schuyler, T.J.	.333	2-1	3	1	1	0	0	0	0	1	.333	1	0	0	0	.500	0	0	1-1	10	2	0	1.000
23 Brenczewski, Joey	.000	2-0	1	1	0	0	0	0	0	0	.000	0	1	0	0	.500	0	0	0-0	0	0	0	.000
43 Koskie, Caleb	.000	1-0	1	0	0	0	0	0	0	0	.000	0	0	0	0	.000	0	0	0-0	1	0	0	1.000
Totals	.296	5	162	35	48	6	1	8	33	80	.494	27	10	28	0	.425	1	4	5-6	126	51	5	.973
Opponents	.256	5	164	25	42	9	0	8	23	75	.457	12	3	34	1	.317	1	1	0-2	127	53	2	.989

LOB - Team (42), Opp (30). DPs turned - Team (5), Opp (7). IBB - Team (2), Taylor 1, Hanley 1. Picked off - Cerny 1.

## **(Last 5 Sorted by Earned run avg)**

Player	era	w-l	app	gs	cg	sho	sv	ip	h	r	er	bb	so	2b	3b	hr	b/avg	wp	hp	bk	sfa	sha
32 Gilley, Cole	0.75	2-0	2	2	0	0/0	0	12.0	8	4	1	4	9	3	0	1	.190	0	0	0	1	0
29 Kraft, Ryan	8.18	0-1	2	2	0	0/0	0	11.0	15	10	10	0	6	2	0	5	.306	0	1	0	0	1
-----																						
17 Grable, Ben	0.00	0-0	1	0	0	0/0	1	3.0	0	0	0	0	6	0	0	0	.000	0	0	0	0	0
55 Decker-Petty, Ayda	0.00	0-0	2	0	0	0/0	1	2.1	0	0	0	2	1	0	0	0	.000	1	1	0	0	0
33 Telfer, Trey	0.00	0-0	1	0	0	0/0	0	1.0	0	0	0	2	2	0	0	0	.000	1	0	0	0	0
21 Vogel, Jacob	0.00	0-0	1	0	0	0/0	0	1.0	2	0	0	0	1	0	0	0	.500	0	0	0	0	0
44 Eldridge, Will	0.00	0-0	1	0	0	0/0	0	0.1	0	0	0	0	0	0	0	0	.000	1	0	0	0	0
40 Seebold, Gavin	2.70	0-0	2	0	0	0/0	1	3.1	3	1	1	0	3	1	0	1	.231	0	0	0	0	0
14 Thomas, Brayton	3.86	0-0	2	0	0	0/0	0	2.1	2	1	1	1	3	1	0	0	.222	0	1	0	0	0
38 Yarberry, Jackson	4.50	1-0	1	0	0	0/0	0	2.0	2	1	1	0	3	1	0	0	.250	0	0	0	0	0
51 Haas, Pete	5.40	0-0	1	0	0	0/0	0	1.2	3	1	1	0	0	0	0	1	.429	1	0	0	0	0
18 Holderfield, Grant	13.50	0-0	1	0	0	0/0	0	0.2	2	2	1	0	0	1	0	0	.500	0	0	0	0	0
41 Swanson, Deron	27.00	0-1	1	1	0	0/0	0	1.1	5	4	4	1	0	0	0	0	.625	0	0	0	0	0
28 Bohnert, Matthew	99.00	0-0	1	0	0	0/0	0	0.0	0	1	1	2	0	0	0	0		0	0	0	0	0
Totals	4.50	3-2	5	5	0	0/0	3	42.0	42	25	21	12	34	9	0	8	.256	4	3	0	1	1
Opponents	7.44	2-3	5	5	0	0/0	1	42.1	48	35	35	27	28	6	1	8	.296	4	10	0	1	4

PB - Team (1), Stadler, J. 1. Pickoffs - Team (0), Opp (1). SBA/ATT - Stadler, J. (0-1), Gilley (0-1), Schuyler (0-1), Vogel (0-1).





# **Indiana Baseball** **Overall Statistics for Indiana (as of May 20, 2025)** **(Last 10 Sorted by Batting avg)**



Record: 7-3 Home: 2-2 Away: 5-1 Big Ten: 4-2

Player	avg	gp-gs	ab	r	h	2b	3b	hr	rbi	tb	slg%	bb	hp	so	gdp	ob%	sf	sh	sb-att	po	a	e	fld%
8 Cerny, Tyler	.412	10-9	34	11	14	2	0	1	1	19	.559	3	3	4	1	.500	0	0	1-1	16	30	3	.939
5 Taylor, Devin	.364	9-9	33	9	12	2	0	3	10	23	.697	10	0	5	1	.500	1	0	2-2	23	1	0	1.000
11 Moore, Will	.343	10-10	35	9	12	2	0	0	6	14	.400	9	4	4	0	.510	1	1	2-3	6	13	3	.864
12 Denny, Hogan	.333	10-10	36	8	12	4	0	2	7	22	.611	6	2	5	0	.455	0	0	1-1	1	0	0	1.000
34 Hanley, Jake	.300	10-10	40	4	12	2	0	2	10	20	.500	6	0	7	0	.383	1	0	0-0	85	3	0	1.000
9 Stadler, Jake	.294	8-6	17	5	5	0	0	2	6	11	.647	3	1	4	0	.429	0	4	0-0	48	4	1	.981
13 Wiggins, Andrew	.240	10-9	25	6	6	1	0	1	4	10	.400	9	2	7	0	.472	0	0	2-2	6	0	0	1.000
15 Malamazian, Coope	.238	10-10	42	7	10	2	1	0	6	14	.333	4	1	15	2	.319	0	0	2-3	9	29	3	.927
20 Dickerson, Korbyn	.222	10-10	45	9	10	3	0	2	11	19	.422	4	0	9	0	.286	0	0	2-2	21	0	0	1.000
-----																							
6 Schuyler, T.J.	.231	5-4	13	2	3	0	0	1	3	6	.462	1	0	4	0	.286	0	0	1-1	36	4	0	1.000
23 Brenczewski, Joey	.143	5-1	7	3	1	0	0	1	5	4	.571	0	1	0	0	.250	0	0	0-0	0	0	0	.000
43 Koskie, Caleb	.000	3-1	4	0	0	0	0	0	0	0	.000	0	0	1	0	.000	0	0	0-0	1	0	0	1.000
2 Oliver, Jasen	.000	2-1	2	0	0	0	0	0	0	0	.000	0	0	0	0	.000	0	0	0-0	2	0	0	1.000
3 DeMartino, Tyler	.000	2-0	1	0	0	0	0	0	0	0	.000	0	1	0	0	.500	0	0	0-0	1	0	0	1.000
Totals	.290	10	334	73	97	18	1	15	69	162	.485	55	15	65	4	.410	3	5	13-15	261	91	12	.967
Opponents	.230	10	330	45	76	12	1	13	42	129	.391	25	10	84	1	.303	1	4	6-10	259	105	8	.978

LOB - Team (80), Opp (64). DPs turned - Team (6), Opp (13). IBB - Team (3), Taylor 2, Hanley 1. Picked off - Moore, W. 1, Cerny 1.

## **(Last 10 Sorted by Earned run avg)**

Player	era	w-l	app	gs	cg	sho	sv	ip	h	r	er	bb	so	2b	3b	hr	b/avg	wp	hp	bks	sfa	sha
32 Gilley, Cole	0.56	2-0	4	2	0	0/1	1	16.0	9	4	1	6	14	3	0	1	.164	0	0	0	1	0
40 Seebold, Gavin	2.70	0-0	4	0	0	0/0	2	10.0	6	3	3	0	13	1	0	2	.167	0	1	0	0	0
17 Grable, Ben	3.46	0-1	3	2	0	0/0	1	13.0	11	8	5	3	15	1	1	2	.212	0	0	2	0	0
29 Kraft, Ryan	5.25	2-1	4	4	0	0/1	0	24.0	24	14	14	1	17	3	0	7	.253	0	3	0	0	2
-----																						
24 Buhr, Drew	0.00	0-0	1	1	0	0/0	0	2.0	0	0	0	0	3	0	0	0	.000	0	1	0	0	0
21 Vogel, Jacob	0.00	0-0	1	0	0	0/0	0	1.0	2	0	0	0	1	0	0	0	.500	0	0	0	0	0
33 Telfer, Trey	0.00	0-0	1	0	0	0/0	0	1.0	0	0	0	2	2	0	0	0	.000	1	0	0	0	0
44 Eldridge, Will	0.00	0-0	1	0	0	0/0	0	0.1	0	0	0	0	0	0	0	0	.000	1	0	0	0	0
51 Haas, Pete	2.08	0-0	3	0	0	0/1	0	4.1	5	3	1	2	1	1	0	1	.294	1	1	0	0	1
38 Yarberry, Jackson	2.25	2-0	2	0	0	0/0	0	4.0	3	1	1	1	6	1	0	0	.200	0	0	0	0	0
14 Thomas, Brayton	4.50	0-0	3	0	0	0/0	0	4.0	4	2	2	2	7	1	0	0	.250	0	2	0	0	0
18 Holderfield, Grant	4.50	1-0	2	0	0	0/0	0	2.0	3	2	1	1	3	1	0	0	.333	0	0	0	0	0
55 Decker-Petty, Ayda	6.75	0-0	3	0	0	0/0	1	4.0	4	3	3	4	2	0	0	0	.308	1	2	0	0	1
41 Swanson, Deron	27.00	0-1	1	1	0	0/0	0	1.1	5	4	4	1	0	0	0	0	.625	0	0	0	0	0
28 Bohnert, Matthew	99.00	0-0	1	0	0	0/0	0	0.0	0	1	1	2	0	0	0	0		0	0	0	0	0
Totals	3.72	7-3	10	10	0	1/1	5	87.0	76	45	36	25	84	12	1	13	.230	4	10	2	1	4
Opponents	7.19	3-7	10	10	0	0/0	1	86.1	97	73	69	55	65	18	1	15	.290	9	15	0	3	5

PB - Team (2), Stadler, J. 2, Opp (2). Pickoffs - Team (0), Opp (2). SBA/ATT - Schuyler (4-7), Grable (3-3), Stadler, J. (2-3), Kraft (2-2), Decker-Petty (1-2), Buhr (0-1), Vogel (0-1), Gilley (0-1).



## Indiana Baseball Conference statistics for Indiana (as of May 17, 2025) (Big Ten games only Sorted by Batting avg)



Record: 16-14 Home: 11-4 Away: 5-10 Big Ten: 16-14

Player	avg	gp-gs	ab	r	h	2b	3b	hr	rbi	tb	slg%	bb	hp	so	gdp	ob%	sf	sh	sb-att	po	a	e	fld%
5 Taylor, Devin	.360	30-30	111	33	40	4	0	7	29	65	.586	30	1	16	2	.497	1	0	6-7	63	2	2	.970
12 Denny, Hogan	.342	28-21	79	18	27	8	0	3	16	44	.557	11	3	18	0	.436	1	0	0-0	8	1	0	1.000
34 Hanley, Jake	.331	30-30	118	26	39	5	0	9	29	71	.602	14	3	23	0	.415	0	0	0-0	210	10	0	1.000
8 Cerny, Tyler	.321	30-30	109	28	35	8	0	7	21	64	.587	9	9	15	1	.417	0	1	2-4	54	70	5	.961
11 Moore, Will	.316	26-25	76	21	24	3	0	1	12	30	.395	19	11	13	0	.505	1	1	4-5	9	36	6	.882
9 Stadler, Jake	.295	26-19	61	17	18	2	0	2	12	26	.426	12	6	5	2	.456	0	4	0-0	138	8	3	.980
15 Malamazian, Coope	.288	30-30	111	24	32	14	0	2	26	52	.468	11	4	34	1	.364	3	1	1-2	18	61	4	.952
20 Dickerson, Korbyn	.275	30-30	131	24	36	8	1	10	41	76	.580	6	3	32	1	.319	1	1	2-2	71	0	2	.973
13 Wiggins, Andrew	.269	19-19	67	19	18	4	1	3	12	33	.493	13	6	16	0	.430	0	0	1-1	30	1	1	.969
-----																							
3 DeMartino, Tyler	.333	3-0	3	1	1	0	0	1	1	4	1.333	0	0	1	0	.333	0	0	0-0	0	0	0	.000
6 Schuyler, T.J.	.250	16-13	40	6	10	1	0	1	2	14	.350	2	0	10	1	.286	0	1	1-1	91	7	0	1.000
43 Koskie, Caleb	.250	12-8	32	5	8	4	0	1	9	15	.469	4	1	8	0	.351	0	0	0-0	17	0	0	1.000
23 Brenzewski, Joey	.229	17-10	35	7	8	2	0	0	8	10	.286	1	4	13	0	.317	1	1	0-0	0	0	0	.000
2 Oliver, Jasen	.176	9-5	17	1	3	0	1	1	3	8	.471	3	0	5	0	.300	0	1	0-0	11	18	2	.935
19 Decker, Cole	.000	9-0	1	2	0	0	0	0	0	0	.000	0	0	1	0	.000	0	0	0-0	0	0	0	.000
Totals	.302	30	991	232	299	63	3	48	221	512	.517	135	51	210	8	.409	8	11	17-22	731	230	29	.971
Opponents	.278	30	975	194	271	53	6	46	184	474	.486	118	31	228	9	.370	10	6	18-24	731	257	27	.973

LOB - Team (233), Opp (215). DPs turned - Team (21), Opp (25). IBB - Team (3), Taylor 2, Hanley 1, Opp (1). Picked off - Moore, W. 2.

## (Big Ten games only Sorted by Earned run avg)

Player	era	w-l	app	gs	cg	sho	sv	ip	h	r	er	bb	so	2b	3b	hr	b/avg	wp	hp	bk	sfa	sha
29 Kraft, Ryan	3.43	1-0	10	4	0	0/1	0	39.1	41	16	15	10	30	8	2	9	.261	0	3	0	0	1
32 Gilley, Cole	4.36	7-2	11	6	0	0/1	0	43.1	40	27	21	12	48	7	0	7	.240	3	5	0	2	0
17 Grable, Ben	4.75	2-3	11	9	0	0/0	1	41.2	42	24	22	12	47	7	2	7	.258	1	3	1	1	1
40 Seebold, Gavin	8.74	2-4	11	3	0	0/0	1	35.0	46	35	34	17	27	9	0	7	.309	2	5	1	1	0
-----																						
44 Eldridge, Will	0.00	0-0	1	0	0	0/0	0	0.1	0	0	0	0	0	0	0	0	.000	1	0	0	0	0
21 Vogel, Jacob	2.84	0-0	5	0	0	0/0	1	6.1	9	2	2	2	2	2	0	0	.360	0	0	0	0	1
51 Haas, Pete	3.60	0-0	9	4	0	0/1	0	15.0	17	10	6	9	13	3	1	2	.279	1	0	0	1	0
24 Buhr, Drew	4.76	0-1	2	0	0	0/0	0	5.2	5	4	3	4	5	2	0	0	.294	0	0	0	3	1
55 Decker-Petty, Ayda	6.35	0-0	6	0	0	0/0	2	11.1	13	9	8	4	8	3	1	1	.310	1	6	0	1	2
14 Thomas, Brayton	7.71	0-0	7	0	0	0/0	0	7.0	5	6	6	2	9	1	0	2	.200	0	3	0	0	0
38 Yarberry, Jackson	9.00	1-0	3	1	0	0/0	0	6.0	6	9	6	4	5	2	0	3	.240	0	0	0	0	0
18 Holderfield, Grant	9.58	1-0	7	0	0	0/0	0	10.1	14	13	11	8	16	3	0	1	.304	2	3	1	0	0
33 Telfer, Trey	9.82	0-1	4	0	0	0/0	0	3.2	6	4	4	4	4	2	0	1	.353	1	0	0	0	0
16 Gubitosi, Anthony	12.86	1-1	5	0	0	0/0	0	7.0	5	10	10	13	2	0	0	2	.208	3	0	0	0	0
41 Swanson, Deron	13.50	1-2	3	3	0	0/0	0	5.1	10	8	8	4	7	1	0	1	.400	0	1	0	0	0
31 Brummel, Henry	13.50	0-0	2	0	0	0/0	0	1.1	3	3	2	2	2	0	0	1	.375	2	0	0	0	0
26 Benes, Seth	18.00	0-0	3	0	0	0/0	0	2.0	6	4	4	2	1	3	0	1	.545	0	0	0	0	0
43 Koskie, Caleb	27.00	0-0	3	0	0	0/0	0	1.1	2	4	4	2	1	0	0	1	.400	1	1	0	1	0
28 Bohnert, Matthew	27.00	0-0	2	0	0	0/0	0	0.1	0	1	1	2	0	0	0	0	.000	0	0	0	0	0
30 Rushing, Ryan	33.75	0-0	2	0	0	0/0	0	1.1	1	5	5	5	1	0	0	0	.200	1	1	0	0	0
Totals	6.35	16-14	30	30	0	1/1	5	243.2	271	194	172	118	228	53	6	46	.278	19	31	3	10	6
Opponents	7.98	14-16	30	30	1	1/1	5	243.2	299	232	216	135	210	63	3	48	.302	31	51	4	8	11

PB - Team (6), Schuyler 3, Stadler, J. 3, Opp (5). Pickoffs - Team (3), Vogel 1, Kraft 1, Schuyler 1, Opp (2). SBA/ATT - Stadler, J. (10-13), Schuyler (8-10), Kraft (5-6), Grable (5-5), Haas, P. (4-5), Seebold (1-2), Gilley (0-1), Holderfield (1-1), Decker-Petty (1-1), Benes (1-1), Buhr (0-1), Vogel (0-1).

**Indiana Baseball**  
**Team Game-by-Game for Indiana (as of May 20, 2025)**  
**Batting (All games)**

Date	Opponent	ab	r	h	rbi	2b	3b	hr	tb	bb	ibb	sb	cs	hbp	sac	sf	gdp	k	po	a	e	lob	avg
Feb 14	vs UNLV	33	2	9	1	1	0	0	10	2	0	0	0	2	0	0	2	11	24	7	1	8	.273
Feb 15	vs Xavier	35	6	8	6	0	0	2	14	11	1	0	1	2	0	1	0	8	30	6	4	13	.250
Feb 16	vs Oregon State	27	0	1	0	0	0	0	1	4	0	0	1	1	0	0	0	7	24	6	2	5	.189
Feb 17	vs UNLV	38	12	10	11	1	1	2	19	13	1	0	0	0	1	0	1	14	30	10	0	10	.211
Feb 22	vs Fordham	37	15	12	12	1	1	1	18	14	0	2	1	5	2	0	0	10	27	9	1	16	.235
Feb 23	vs Harvard	33	14	11	12	1	1	2	20	12	0	2	0	4	1	2	0	5	27	6	2	11	.251
Feb 24	vs Northwestern	35	4	12	4	2	0	0	14	5	0	0	0	0	1	0	0	7	27	11	0	13	.265
Feb 26	XAVIER	35	4	11	4	2	0	2	19	4	0	0	1	0	0	0	0	8	27	7	3	8	.271
Feb 28	vs The Mount	40	18	18	18	2	1	6	40	7	0	2	1	3	1	0	0	7	24	5	0	9	.294
Feb 28	at Stetson	38	8	11	6	1	0	0	12	5	0	1	0	1	0	1	1	6	27	10	1	10	.293
Mar 01	at Stetson	31	4	5	4	1	0	2	12	1	0	0	0	0	0	1	0	8	24	11	2	2	.283
Mar 02	vs The Mount	33	20	18	17	4	1	1	27	11	0	3	1	5	1	1	0	4	21	10	1	13	.304
Mar 04	NORTHERN KENT	41	11	14	10	4	0	1	21	10	0	0	0	0	1	0	0	2	27	13	0	14	.307
*Mar 07	at Penn State	37	9	11	9	4	0	3	24	8	0	2	0	2	0	0	1	14	24	4	1	11	.306
*Mar 07	at Penn State	44	17	22	17	7	0	2	35	7	0	0	0	3	0	1	1	5	24	8	2	14	.322
*Mar 09	at Penn State	36	6	11	6	2	0	0	13	5	0	0	1	0	0	0	0	5	24	6	3	8	.321
Mar 11	at Indiana State	33	9	8	6	1	1	0	11	6	0	0	0	1	1	1	0	7	27	7	0	6	.317
*Mar 14	OHIO STATE	35	12	14	12	2	1	4	30	1	0	0	0	1	1	1	0	6	24	7	0	4	.321
*Mar 14	OHIO STATE	38	8	9	8	2	1	1	16	3	0	0	0	4	0	0	0	6	30	5	0	10	.317
*Mar 16	OHIO STATE	30	14	10	12	2	0	2	18	7	0	3	0	2	0	0	0	8	21	4	0	7	.317
Mar 18	EVANSVILLE	31	7	7	6	2	0	2	15	5	0	3	0	1	0	0	0	6	27	6	1	6	.314
*Mar 21	at UCLA	33	5	7	5	1	1	3	19	2	0	0	0	0	2	0	0	10	27	10	2	5	.309
*Mar 22	at UCLA	36	4	9	3	1	0	1	13	2	0	0	0	1	0	0	1	10	24	14	1	8	.307
*Mar 23	at UCLA	32	3	6	3	2	0	1	11	3	0	0	0	1	0	0	2	5	24	7	2	6	.302
Mar 25	BELLARMINE	32	13	15	13	4	0	4	31	4	0	1	0	1	0	0	0	0	21	12	0	6	.308
*Mar 28	USC	36	5	10	4	2	0	2	18	4	0	1	0	0	0	0	0	10	27	12	1	8	.307
*Mar 28	USC	38	13	15	12	5	0	2	26	2	0	1	0	2	1	0	0	8	27	4	1	6	.310
*Mar 29	USC	38	12	11	12	1	0	4	24	5	0	0	1	0	0	0	0	7	27	5	3	4	.310
Apr 01	LOUISVILLE	33	4	4	2	1	0	0	5	7	1	0	0	0	0	0	0	13	27	14	5	9	.304
*Apr 06	MICHIGAN STATE	33	6	12	5	1	0	0	13	4	0	3	1	0	1	0	0	5	27	7	1	8	.305
*Apr 07	MICHIGAN STATE	31	14	15	14	4	0	1	22	3	0	0	0	3	0	1	0	6	21	3	0	6	.311
*Apr 07	MICHIGAN STATE	32	18	14	18	1	0	4	27	5	0	1	0	3	1	1	0	8	21	6	0	6	.314
Apr 08	BALL STATE	29	7	7	6	0	0	1	10	7	0	1	0	3	1	0	0	3	27	7	0	9	.312
*Apr 11	at Illinois	31	2	5	1	1	0	0	6	5	0	0	0	2	0	0	1	9	24	9	0	9	.308
*Apr 12	at Illinois	37	12	11	12	3	0	1	17	7	0	0	0	5	0	1	1	3	27	9	0	11	.308
*Apr 13	at Illinois	25	1	4	1	3	0	1	10	1	0	0	0	0	0	0	1	1	18	8	3	4	.305
Apr 15	INDIANA STATE	33	5	7	5	3	0	3	19	3	0	1	0	0	0	0	0	6	27	11	0	4	.303
*Apr 18	MARYLAND	37	7	10	7	2	0	1	15	3	1	1	0	4	0	0	0	12	27	10	0	11	.302
*Apr 19	MARYLAND	26	4	7	4	0	0	3	16	2	0	0	0	2	0	0	0	6	21	7	1	5	.301
*Apr 20	MARYLAND	36	15	17	13	5	0	5	37	8	0	1	0	2	0	1	0	6	24	8	1	11	.306
Apr 23	vs Ball State	32	14	11	12	4	1	1	20	10	0	2	0	0	0	0	0	10	21	11	0	7	.306
*Apr 25	at Iowa	34	1	4	1	0	0	0	4	8	0	0	0	2	0	0	0	14	28	4	0	13	.302
*Apr 26	at Iowa	24	2	7	2	2	0	0	9	1	0	0	0	3	1	0	0	6	19	9	0	6	.302
*Apr 27	at Iowa	23	0	3	0	0	0	0	3	1	0	0	0	0	0	0	0	8	18	5	1	3	.299
Apr 30	at Evansville	38	14	14	13	2	2	3	29	5	0	1	1	3	1	0	0	7	27	3	0	6	.301
May 02	at Abilene Christian	35	8	7	8	3	0	2	16	7	0	0	0	1	0	0	1	6	27	4	1	8	.299
May 03	at Abilene Christian	42	14	17	12	4	0	3	30	5	1	7	0	2	0	1	1	8	27	8	3	9	.301
May 04	at Abilene Christian	32	7	8	7	1	0	2	15	5	0	1	0	0	0	0	2	9	27	6	1	3	.300
*May 09	PURDUE	32	8	10	8	2	0	0	12	8	0	0	0	0	1	1	0	10	27	14	1	10	.301
*May 10	PURDUE	31	1	7	1	2	0	0	9	3	0	0	1	2	0	0	0	4	27	8	1	8	.299
*May 11	PURDUE	26	14	10	13	2	0	2	18	9	1	1	0	4	1	1	0	3	21	11	1	8	.301
*May 15	at Michigan	35	8	12	8	2	0	2	20	4	0	0	0	1	1	0	0	5	27	6	1	6	.301
*May 16	at Michigan	33	8	8	8	2	0	2	16	8	1	1	0	1	1	0	0	4	27	9	1	8	.300
*May 17	at Michigan	32	3	8	2	0	0	1	11	6	0	2	1	1	0	0	0	6	24	11	1	9	.299
May 20	RUTGERS	36	2	10	2	0	1	1	15	0	0	1	0	3	1	0	0	10	27	14	1	11	.299
Totals		1853	454	554	418	108	13	89	955	298	7	45	12	89	23	16	16	392	1382	444	58	449	.299



## 2025 INDIANA BASEBALL STATS - GAME-BY-GAME (PITCHING)

Indiana Baseball  
Team Game-by-Game for Indiana (as of May 20, 2025)  
Pitching (All games)

Date	Opponent	ip	h	r	er	bb	so	2b	3b	hr	wp	bk	hbp	dp	ibb	score	w-l	sv	era
Feb 14	vs UNLV	8.0	7	4	4	1	8	1	0	1	0	0	0	0	0	2-4	0-1	0	4.50
Feb 15	vs Xavier	10.0	10	8	6	3	21	2	0	0	1	1	2	0	0	6-8	0-2	0	5.00
Feb 16	vs Oregon State	8.0	11	6	6	5	5	0	0	1	1	0	1	2	0	0-6	0-3	0	5.54
Feb 17	vs UNLV	10.0	14	13	13	6	5	2	1	1	1	0	2	0	0	12-13	0-4	0	7.25
Feb 22	vs Fordham	9.0	5	2	1	3	12	0	0	0	1	0	0	0	0	15-2	1-4	0	6.00
Feb 23	vs Harvard	9.0	6	4	4	4	13	0	0	2	0	0	0	0	0	14-4	2-4	0	5.67
Feb 24	vs Northwestern	9.0	6	3	3	3	6	1	1	0	0	0	1	0	0	4-3	3-4	0	5.29
Feb 26	XAVIER	9.0	7	8	4	3	10	2	0	2	2	0	5	0	0	4-8	3-5	0	5.12
Feb 28	vs The Mount	8.0	10	5	5	8	9	0	0	0	1	0	3	0	0	18-5	4-5	0	5.18
Feb 28	at Stetson	9.0	6	1	1	4	8	1	0	0	2	0	0	1	0	8-1	5-5	1	4.75
Mar 01	at Stetson	8.0	8	8	7	8	5	1	0	0	3	0	1	1	0	4-8	5-6	1	5.01
Mar 02	vs The Mount	7.0	8	7	6	4	8	2	0	1	0	0	3	1	0	20-7	6-6	2	5.19
Mar 04	NORTHERN KENT	9.0	16	13	13	8	8	3	2	2	1	0	3	0	0	11-13	6-7	2	5.81
*Mar 07	at Penn State	8.0	13	15	15	6	9	2	0	4	0	1	1	1	0	9-15	6-8	2	6.55
*Mar 07	at Penn State	8.0	6	6	3	2	8	2	0	0	1	0	1	0	0	17-6	7-8	2	6.35
*Mar 09	at Penn State	8.0	7	10	7	8	4	2	0	0	1	0	1	0	0	6-10	7-9	2	6.44
Mar 11	at Indiana State	9.0	7	4	4	5	13	1	1	1	0	0	3	0	0	9-4	8-9	3	6.29
*Mar 14	OHIO STATE	8.0	6	2	2	4	6	2	0	1	0	0	0	1	0	12-2	9-9	3	6.08
*Mar 14	OHIO STATE	10.0	11	7	7	4	14	2	1	2	0	0	0	0	0	8-7	10-9	3	6.09
*Mar 16	OHIO STATE	7.0	7	3	3	3	12	1	0	1	2	0	1	0	0	14-3	11-9	3	6.00
Mar 18	EVANSVILLE	9.0	6	4	4	3	10	1	1	0	1	0	1	0	0	7-4	12-9	4	5.90
*Mar 21	at UCLA	9.0	4	1	1	2	8	1	0	1	0	0	0	1	0	5-1	13-9	4	5.67
*Mar 22	at UCLA	8.0	12	7	6	3	4	4	0	1	0	1	3	3	0	4-7	13-10	4	5.71
*Mar 23	at UCLA	8.0	10	6	4	7	1	1	1	0	1	0	2	2	1	3-6	13-11	4	5.66
Mar 25	BELLARMINE	7.0	3	0	0	6	7	0	0	0	0	0	0	2	0	13-0	14-11	4	5.48
*Mar 28	USC	9.0	16	10	10	2	4	2	0	5	0	0	0	1	0	5-10	14-12	4	5.66
*Mar 28	USC	9.0	13	6	5	4	16	3	0	2	2	0	1	0	0	13-6	15-12	4	5.63
*Mar 29	USC	9.0	11	13	12	8	8	2	0	4	0	0	2	1	0	12-13	15-13	4	5.87
Apr 01	LOUISVILLE	9.0	6	6	2	5	5	0	0	1	0	0	1	0	0	4-6	15-14	4	5.73
*Apr 06	MICHIGAN STATE	9.0	9	4	3	2	5	3	0	0	1	0	1	0	0	6-4	16-14	5	5.64
*Apr 07	MICHIGAN STATE	7.0	5	2	2	0	7	1	1	0	1	0	2	0	0	14-2	17-14	5	5.56
*Apr 07	MICHIGAN STATE	7.0	9	2	2	2	8	1	0	1	0	0	0	0	0	18-2	18-14	6	5.48
Apr 08	BALL STATE	9.0	9	5	5	2	12	2	0	0	2	0	3	0	0	7-5	19-14	7	5.46
*Apr 11	at Illinois	8.0	7	4	4	5	9	0	1	1	2	0	1	0	0	2-4	19-15	7	5.44
*Apr 12	at Illinois	9.0	7	3	3	2	11	0	0	2	1	0	0	1	0	12-3	20-15	7	5.36
*Apr 13	at Illinois	6.0	15	15	14	7	6	4	1	0	0	0	3	1	0	1-15	20-16	7	5.67
Apr 15	INDIANA STATE	9.0	11	7	7	8	5	1	0	0	0	0	2	1	0	5-7	20-17	7	5.71
*Apr 18	MARYLAND	9.0	8	6	6	8	6	3	0	1	0	0	0	1	0	7-6	21-17	7	5.72
*Apr 19	MARYLAND	7.0	15	17	16	6	6	1	0	5	2	0	2	2	0	4-17	21-18	7	6.04
*Apr 20	MARYLAND	8.0	8	5	5	5	6	1	0	2	1	0	0	0	0	15-5	22-18	7	6.03
Apr 23	vs Ball State	7.0	3	4	4	6	6	0	0	0	1	0	2	1	0	14-4	23-18	7	6.01
*Apr 25	at Iowa	9.1	9	2	2	5	10	2	0	1	0	0	0	0	0	1-2	23-19	7	5.90
*Apr 26	at Iowa	6.1	9	13	13	5	4	1	0	2	0	0	5	1	0	2-13	23-20	7	6.12
*Apr 27	at Iowa	6.0	8	10	7	3	9	3	0	3	0	0	0	0	0	0-10	23-21	7	6.19
Apr 30	at Evansville	9.0	12	6	6	5	11	4	0	0	1	0	0	0	0	14-6	24-21	7	6.19
May 02	at Abilene Christian	9.0	5	4	4	1	11	0	0	2	0	0	1	0	0	8-4	25-21	8	6.14
May 03	at Abilene Christian	9.0	8	5	3	3	11	1	0	1	0	1	0	0	0	14-5	26-21	9	6.07
May 04	at Abilene Christian	9.0	8	6	4	6	11	1	0	0	0	0	4	0	0	7-6	27-21	9	6.02
*May 09	PURDUE	9.0	6	0	0	2	6	1	0	0	0	0	1	1	0	8-0	28-21	9	5.89
*May 10	PURDUE	9.0	7	5	4	1	11	0	1	2	0	1	1	0	0	1-5	28-22	9	5.85
*May 11	PURDUE	7.0	7	4	1	1	6	2	0	1	0	0	1	1	0	14-4	29-22	10	5.77
*May 15	at Michigan	9.0	11	7	7	2	9	3	0	3	1	0	2	0	0	8-7	30-22	11	5.80
*May 16	at Michigan	9.0	3	1	1	3	9	2	0	0	0	0	0	2	0	8-1	31-22	12	5.70
*May 17	at Michigan	8.0	12	8	7	6	6	1	0	1	3	0	0	1	0	3-8	31-23	12	5.74
May 20	RUTGERS	9.0	9	5	5	0	4	1	0	3	0	0	0	1	0	2-5	31-24	12	5.72
Totals		460.2	472	332	293	228	452	80	12	64	37	5	69	31	1	454-332	31-24	12	5.72



# **Indiana Baseball** **Overall Statistics for Indiana (as of May 20, 2025)** **(Month of May Sorted by Batting avg)**



Record: 7-3 Home: 2-2 Away: 5-1 Big Ten: 4-2

Player	avg	gp-gs	ab	r	h	2b	3b	hr	rbi	tb	slg%	bb	hp	so	gdp	ob%	sf	sh	sb-att	po	a	e	fld%
8 Cerny, Tyler	.412	10-9	34	11	14	2	0	1	1	19	.559	3	3	4	1	.500	0	0	1-1	16	30	3	.939
5 Taylor, Devin	.364	9-9	33	9	12	2	0	3	10	23	.697	10	0	5	1	.500	1	0	2-2	23	1	0	1.000
11 Moore, Will	.343	10-10	35	9	12	2	0	0	6	14	.400	9	4	4	0	.510	1	1	2-3	6	13	3	.864
12 Denny, Hogan	.333	10-10	36	8	12	4	0	2	7	22	.611	6	2	5	0	.455	0	0	1-1	1	0	0	1.000
34 Hanley, Jake	.300	10-10	40	4	12	2	0	2	10	20	.500	6	0	7	0	.383	1	0	0-0	85	3	0	1.000
9 Stadler, Jake	.294	8-6	17	5	5	0	0	2	6	11	.647	3	1	4	0	.429	0	4	0-0	48	4	1	.981
13 Wiggins, Andrew	.240	10-9	25	6	6	1	0	1	4	10	.400	9	2	7	0	.472	0	0	2-2	6	0	0	1.000
15 Malamazian, Coope	.238	10-10	42	7	10	2	1	0	6	14	.333	4	1	15	2	.319	0	0	2-3	9	29	3	.927
20 Dickerson, Korbyn	.222	10-10	45	9	10	3	0	2	11	19	.422	4	0	9	0	.286	0	0	2-2	21	0	0	1.000
-----																							
6 Schuyler, T.J.	.231	5-4	13	2	3	0	0	1	3	6	.462	1	0	4	0	.286	0	0	1-1	36	4	0	1.000
23 Brenzewski, Joey	.143	5-1	7	3	1	0	0	1	5	4	.571	0	1	0	0	.250	0	0	0-0	0	0	0	.000
43 Koskie, Caleb	.000	3-1	4	0	0	0	0	0	0	0	.000	0	0	1	0	.000	0	0	0-0	1	0	0	1.000
2 Oliver, Jasen	.000	2-1	2	0	0	0	0	0	0	0	.000	0	0	0	0	.000	0	0	0-0	2	0	0	1.000
3 DeMartino, Tyler	.000	2-0	1	0	0	0	0	0	0	0	.000	0	1	0	0	.500	0	0	0-0	1	0	0	1.000
Totals	.290	10	334	73	97	18	1	15	69	162	.485	55	15	65	4	.410	3	5	13-15	261	91	12	.967
Opponents	.230	10	330	45	76	12	1	13	42	129	.391	25	10	84	1	.303	1	4	6-10	259	105	8	.978

LOB - Team (80), Opp (64). DPs turned - Team (6), Opp (13). IBB - Team (3), Taylor 2, Hanley 1. Picked off - Moore, W. 1, Cerny 1.

## **(Month of May Sorted by Earned run avg)**

Player	era	w-l	app	gs	cg	sho	sv	ip	h	r	er	bb	so	2b	3b	hr	b/avg	wp	hp	bks	sfa	sha
32 Gilley, Cole	0.56	2-0	4	2	0	0/1	1	16.0	9	4	1	6	14	3	0	1	.164	0	0	0	1	0
40 Seebold, Gavin	2.70	0-0	4	0	0	0/0	2	10.0	6	3	3	0	13	1	0	2	.167	0	1	0	0	0
17 Grable, Ben	3.46	0-1	3	2	0	0/0	1	13.0	11	8	5	3	15	1	1	2	.212	0	0	2	0	0
29 Kraft, Ryan	5.25	2-1	4	4	0	0/1	0	24.0	24	14	14	1	17	3	0	7	.253	0	3	0	0	2
-----																						
24 Buhr, Drew	0.00	0-0	1	1	0	0/0	0	2.0	0	0	0	0	3	0	0	0	.000	0	1	0	0	0
21 Vogel, Jacob	0.00	0-0	1	0	0	0/0	0	1.0	2	0	0	0	1	0	0	0	.500	0	0	0	0	0
33 Telfer, Trey	0.00	0-0	1	0	0	0/0	0	1.0	0	0	0	2	2	0	0	0	.000	1	0	0	0	0
44 Eldridge, Will	0.00	0-0	1	0	0	0/0	0	0.1	0	0	0	0	0	0	0	0	.000	1	0	0	0	0
51 Haas, Pete	2.08	0-0	3	0	0	0/1	0	4.1	5	3	1	2	1	1	0	1	.294	1	1	0	0	1
38 Yarberry, Jackson	2.25	2-0	2	0	0	0/0	0	4.0	3	1	1	1	6	1	0	0	.200	0	0	0	0	0
14 Thomas, Brayton	4.50	0-0	3	0	0	0/0	0	4.0	4	2	2	2	7	1	0	0	.250	0	2	0	0	0
18 Holderfield, Grant	4.50	1-0	2	0	0	0/0	0	2.0	3	2	1	1	3	1	0	0	.333	0	0	0	0	0
55 Decker-Petty, Ayda	6.75	0-0	3	0	0	0/0	1	4.0	4	3	3	4	2	0	0	0	.308	1	2	0	0	1
41 Swanson, Deron	27.00	0-1	1	1	0	0/0	0	1.1	5	4	4	1	0	0	0	0	.625	0	0	0	0	0
28 Bohnert, Matthew	99.00	0-0	1	0	0	0/0	0	0.0	0	1	1	2	0	0	0	0		0	0	0	0	0
Totals	3.72	7-3	10	10	0	1/1	5	87.0	76	45	36	25	84	12	1	13	.230	4	10	2	1	4
Opponents	7.19	3-7	10	10	0	0/0	1	86.1	97	73	69	55	65	18	1	15	.290	9	15	0	3	5

PB - Team (2), Stadler, J. 2, Opp (2). Pickoffs - Team (0), Opp (2). SBA/ATT - Schuyler (4-7), Grable (3-3), Stadler, J. (2-3), Kraft (2-2), Decker-Petty (1-2), Buhr (0-1), Vogel (0-1), Gilley (0-1).

## HOW IT WAS WON

(\* - Walk-off hit)

Below is a chart representing how the eventual game-winning run was recorded for Indiana in 2025.

Gm	Opponent	Final	Player	Inn.	Outs	Play	Score at Time
1	UNLV	L, 2-4	--	-	-	-	--
2	Xavier	L, 6-8 (10)	--	-	-	-	--
3	Oregon State	L, 0-6	--	-	-	-	--
4	UNLV	L, 12-13 (10)	--	-	-	-	--
5	Fordham	W, 15-2	Wiggins, Andrew	3	2	Fielding Error (CF)	2-2
6	Harvard	W, 14-4	Brenczewski, Joey	2	2	RBI Single	0-0
7	Northwestern	W, 4-3	Schuyler, T.J.	9	0	RBI Single	3-3
8	Xavier	L, 4-8	--	-	-	-	--
9	Mount St. Mary's	W, 18-5 (8)	Dickerson, Korbyn	5	0	Solo Home Run	5-5
10	Stetson	W, 8-1	Hanley, Jake	2	0	RBI Single	8-1
11	Stetson	L, 4-8	--	-	-	-	-
12	Mount St. Mary's	W, 20-7 (7)	Cerny, Tyler	4	0	RBI Triple	7-7
13	Northern Kentucky	L, 11-13	--	-	-	-	-
14	Penn State	L, 9-15	--	-	-	-	-
15	Penn State	W, 17-6 (8)	Dickerson, Korbyn	1	0	RBI Groundout	0-0
16	Penn State	L, 6-10	--	-	-	-	-
17	Indiana State	W, 9-4	Stadler, Jake	6	2	RBI Double	2-2
18	Ohio State	W, 12-2 (8)	Stadler, Jake	3	1	Two-Run Double	1-2
19	Ohio State	W, 8-7 (10)	Denny, Hogan	10	0	RBI Single	7-7
20	Ohio State	W, 14-3 (7)	Hanley, Jake	1	2	Throwing Error (3B)	0-0
21	Evansville	W, 7-4	Taylor, Devin	3	2	Fielding Error (SS)	0-0
22	UCLA	W, 5-1	Taylor, Devin	1	0	Two-Run Home Run	0-0
23	UCLA	L, 4-7	--	-	-	-	-
24	UCLA	L, 3-6	--	-	-	-	-
25	Bellarmine	W, 13-0 (7)	Dickerson, Korbyn	1	1	RBI Double	0-0
26	USC	L, 5-10	--	-	-	-	-
27	USC	W, 13-6	Hanley, Jake	2	2	Two-Run Double	2-2
28	USC	L, 12-13	--	-	-	-	-
29	Louisville	L, 4-6	--	-	-	-	-
30	Michigan State	W, 6-4	Taylor, Devin	4	1	Two-Run Single	2-2
31	Michigan State	W, 14-2 (7)	Cerny, Tyler	1	0	RBI Hit-by-Pitch	0-0
32	Michigan State	W, 18-2 (7)	Cerny, Tyler	1	0	RBI Walk	0-0
33	Ball State	W, 7-5	Malamazian, Cooper	3	2	Two-Run Single	2-2
34	Illinois	L, 2-4	--	-	-	-	-
35	Illinois	W, 12-3	Taylor, Devin	2	1	Two-Run Single	0-0
36	Illinois	L, 1-15 (7)	--	-	-	-	-
37	Indiana State	L, 5-7	--	-	-	-	-
38	Maryland	W, 7-6	Moore, Will	9	2	RBI Single	6-6
39	Maryland	L, 4-17 (7)	--	-	-	-	-
40	Maryland	W, 15-5 (8)	Taylor, Devin	6	0	RBI Double	3-3
41	Ball State	W, 14-4 (7)	Denny, Moore	4	1	Scored on Wild Pitch	2-2
42	Iowa	L, 1-2 (10)	--	-	-	-	-
43	Iowa	L, 2-13 (7)	--	-	-	-	-
44	Iowa	L, 0-10 (7)	--	-	-	-	-
45	Evansville	W, 14-6	Hanley, Jake	2	0	Solo Home Run	0-0
46	Abilene Christian	W, 8-4	Brenczewski, Joey	2	1	RBI Groundout	0-0
47	Abilene Christian	W, 14-5	Dickerson, Korbyn	1	1	RBI Single	0-0
48	Abilene Christian	W, 7-6	Schuyler, T.J.	9	2	RBI Single	6-6
49	Purdue	W, 8-0	Malamazian, Cooper	2	0	RBI Double	0-0
50	Purdue	L, 1-5	--	-	-	-	-
51	Purdue	W, 14-4 (7)	Moore, Will	1	0	Scored on Wild Pitch	0-0
52	Michigan	W, 8-7	Dickerson, Korbyn	1	1	RBI Double	0-0
53	Michigan	W, 8-1	Cerny, Tyler	3	0	Solo Home Run	0-0
54	Michigan	L, 3-8	--	-	-	-	-
55	Rutgers	L, 2-5	--	-	-	-	-
56	Iowa	-	-	-	-	-	-

## CAREER GAME-WINNING PLAYS

WO = Walk-off game-winning play

	'22	'23	'24	'25	WO	Career		'22	'23	'24	'25	WO	Career
Cerny, Tyler	--	7	4	4	--	15	Dickerson, Korbyn	--	--	--	5	--	5
Oliver, Jasen	--	--	2	--	--	2	Schuyler, T.J.	--	--	--	2	1	2
Pyne, Josh	6	2	2	--	1	10	Hanley, Jake	--	--	--	4	--	4
Taylor, Devin	--	5	4	5	--	14	Stadler, Jake	--	--	--	2	--	2
Brenczewski, Joey	--	--	3	2	--	5	Denny, Hogan	--	--	--	2	1	2
Wiggins, Andrew	--	--	1	1	--	2	Malamazian, Cooper	--	--	--	2	-	2
							Moore, Will	--	--	--	2	1	2

\*at Indiana only

## INDIANA WHEN...

	'23	'24	'25
Overall	43-20	33-26-1	31-24
vs. Top-10 Teams	1-1	0-2	0-1
vs. Top-25 Teams	2-3	4-4	0-2
Non-Conference	25-10	15-13-1	15-9
Big Ten	16-8	15-9	16-14
At Home	26-4	17-11	14-8
On the Road	14-12	11-9-1	11-11
At Neutral Sites	3-3	5-6	6-5
In Day Games	33-12	23-14-1	16-17
In Night Games	10-8	10-12	16-6
vs. Teams .500 Or Better	24-16	23-17-1	21-18
vs. Teams Worse Than .500	20-3	10-8	11-4
vs. Left-Handed Starter	15-3	8-8	6-9
vs. Right-Handed Starter	28-17	25-18-1	25-15
When Starter Receives Decision	19-16	24-17	22-13
When Reliever Receives Decision	26-6	9-9	9-11
When Starter Goes 5+ Innings	11-7	9-19	7-12
When Starter Goes <5 Innings	34-15	24-7-1	24-12
When Scoring First	27-7	21-9	23-10
When Opponent Scores First	16-13	12-17-1	8-14
When Leading After 6 Innings	35-1	28-1	27-3
When Trailing After 6 Innings	3-16	4-21-1	4-20
When Tied After 6 Innings	5-3	1-4	0-1
When Leading After 8 Innings	40-0	29-0	21-1
When Trailing After 8 Innings	1-19	3-22-1	0-17
When Tied After 8 Innings	2-0	0-3	3-2
In One-Run Games	9-1	2-3	5-3
In Two-Run Games	11-4	2-2	1-6
In 5+ Run Games	16-12	26-18	22-8
Weekend Series W-L-T	9-4-0	8-3-1	6-5
Series Sweeps/Times Swept	6/1	2/-	3/1
Scoring 0-2 Runs	1-10	0-10	0-8
Scoring 3-5 Runs	12-5	1-10	2-9
Scoring 6-9 Runs	12-5	10-5-1	12-3
Scoring 10+ Runs	18-0	22-1	17-3
Shutouts/Times Shut Out	2/1	0/1	1/2
In Extra Innings	3-0	0-1-1	1-3
Opponent Scores 5 Runs Or Less	31-4	21-5	23-5
Opponent Scores 6 Runs Or More	12-16	12-21	8-19
Out-Hitting Opponent	33-3	31-3	28-4
Out-Hit by Opponent	8-15	1-23-1	2-18
Hits Are Equal	2-2	1-0	1-2
Hitting A Home Run	29-8	29-11	26-15
Opponent Hits A Home Run	23-15	20-17	16-18
Errorless	16-8	13-6	14-6
Committing One Error	18-4	9-10	13-9
Committing 2+ Errors	10-8	11-10-1	4-9
Opponent is Errorless	13-11	11-9	12-12
Opponent Commits One Error	13-8	13-11-1	7-8
Opponent Commits 2+ Errors	17-1	9-6	11-4
Game 1 of Weekend	6-8	6-9	9-5
Game 2 of Weekend	10-4	12-3	9-5
Game 3 of Weekend	12-2	9-6	6-8
Monday	0-1	--	3-1
Tuesday	9-2	4-4	4-4
Wednesday	4-0	1-1-1	2-1
Thursday	2-2	2-2	1-0
Friday	6-8	7-6	11-5
Saturday	11-4	11-6	3-8
Sunday	11-3	8-7	7-5



## 2025 GAME RESULTS

2025 Record: 31-24 {Home: 14-8; Road 11-11; Big Ten: 16-14; Neutral: 6-5}

Date	Opponent	Score	Innings	Overall	Big Ten	Pitcher of Record	Att.	Time
2/14	UNLV	L, 2-4	9	0-1	0-0	Seebold (L, 0-1)	375	2:29
2/15	Xavier	L, 6-8	10	0-2	0-0	Kraft (L, 0-1)	354	3:42
2/16	#7 Oregon State	L, 0-6	9	0-3	0-0	Haas (L, 0-1)	3498	2:35
2/17	UNLV	L, 12-13	10	0-4	0-0	Bohnert (L, 0-1)	307	4:05
2/22	Fordham	W, 15-2	9	1-4	0-0	Seebold (W, 1-1)	233	3:32
2/23	Harvard	W, 14-4	9	2-4	0-0	Gilley (W, 1-0)	193	3:12
2/24	Northwestern	W, 4-3	9	3-4	0-0	Grable (W, 1-0)	97	2:48
2/26	Xavier	L, 4-8	9	3-5	0-0	Decker-Petty (L, 0-1)	973	3:10
2/28	Mount St. Mary's	W, 18-5	8	4-5	0-0	Brummel (W, 1-0)	210	3:40
2/28	Stetson	W, 8-1	9	5-5	0-0	Grable (W, 2-0)	1152	3:30
3/1	Stetson	L, 4-8	9	5-6	0-0	Gilley (L, 1-1)	598	2:42
3/2	Mount St. Mary's	W, 20-7	7	6-6	0-0	Benes (W, 1-0)	309	3:30
3/4	Northern Kentucky	L, 11-13	9	6-7	0-0	Brummel (L, 1-1)	1037	4:05
3/7	Penn State	L, 9-15	9	6-8	0-1	Seebold (L, 1-2)	-	3:18
3/7	Penn State	W, 17-6	8	7-8	1-1	Grable (W, 3-0)	680	3:09
3/9	Penn State	L, 6-10	9	7-9	1-2	Buhr (L, 0-1)	638	3:17
3/11	Indiana State	W, 9-4	9	8-9	1-2	Haas (W, 1-1)	783	3:14
3/14	Ohio State	W, 12-2	8	9-9	2-2	Gubitosi (W, 1-0)	1037	2:25
3/14	Ohio State	W, 8-7	10	10-9	3-2	Gilley (W, 2-1)	1573	3:26
3/16	Ohio State	W, 14-3	7	11-9	4-2	Swanson (W, 1-0)	1079	2:42
3/18	Evansville	W, 7-4	9	12-9	4-2	Holderfield (W, 1-0)	1349	2:47
3/21	UCLA	W, 5-1	9	13-9	5-2	Gilley (W, 3-1)	517	2:32
3/22	UCLA	L, 4-7	9	13-10	5-3	Grable (L, 3-1)	573	3:01
3/23	UCLA	L, 3-6	9	13-11	5-4	Swanson (L, 1-1)	747	3:19
3/25	Bellarmine	W, 13-0	7	14-11	5-4	Gilley (W, 4-1)	1113	2:11
3/28	USC	L, 5-10	9	14-12	5-5	Seebold (L, 1-3)	1217	2:46
3/28	USC	W, 13-6	9	15-12	6-5	Gilley (W, 5-1)	1876	3:25
3/29	USC	L, 12-13	9	15-13	6-6	Telfer (L, 0-1)	1987	3:32
4/1	#18 Louisville	L, 4-6	9	15-14	6-6	Haas (L, 1-2)	1533	3:28
4/6	Michigan State	W, 6-4	9	16-14	7-6	Seebold (W, 2-3)	1211	2:41
4/7	Michigan State	W, 14-2	7	17-14	8-6	Gilley (W, 6-1)	973	2:02
4/7	Michigan State	W, 18-2	7	18-14	9-6	Holderfield (W, 2-0)	1347	2:40
4/8	Ball State	W, 7-5	9	19-14	9-6	Swanson (W, 2-1)	1271	3:09
4/11	Illinois	L, 2-4	9	19-15	9-7	Gubitosi (L, 1-1)	642	2:43
4/12	Illinois	W, 12-3	9	20-15	10-7	Gilley (W, 7-1)	1322	3:03
4/13	Illinois	L, 1-15	7	20-16	10-8	Seebold (L, 2-4)	1692	2:17
4/15	Indiana State	L, 5-7	9	20-17	10-8	Rushing (L, 0-1)	1113	3:09
4/18	Maryland	W, 7-6	9	21-17	11-8	Grable (W, 4-1)	2037	3:18
4/19	Maryland	L, 4-17	7	21-18	11-9	Gilley (L, 7-2)	1211	3:19
4/20	Maryland	W, 15-5	8	22-18	12-9	Seebold (W, 3-4)	1301	3:36
4/23	Ball State	W, 14-4	7	23-18	12-9	Kraft (W, 1-1)	2203	3:13
4/25	Iowa	L, 1-2	10	23-19	12-10	Seebold (L, 3-5)	1508	3:50
4/26	Iowa	L, 2-13	7	23-20	12-11	Gilley (L, 7-3)	2278	2:32
4/27	Iowa	L, 0-10	7	23-21	12-12	Grable (L, 4-2)	1506	2:00
4/30	Evansville	W, 14-6	9	24-21	12-12	Decker-Petty (W, 1-1)	620	3:20
5/2	Abilene Christian	W, 8-4	9	25-21	12-12	Kraft (W, 2-1)	405	2:35
5/3	Abilene Christian	W, 14-5	9	26-21	12-12	Holderfield (W, 3-0)	445	3:21
5/4	Abilene Christian	W, 7-6	9	27-21	12-12	Yarberry (W, 1-0)	427	3:03
5/9	Purdue	W, 8-0	9	28-21	13-12	Kraft (W, 3-1)	2484	2:45
5/10	Purdue	L, 1-5	9	28-22	13-13	Grable (L, 4-3)	2534	2:36
5/11	Purdue	W, 14-4	7	29-22	14-13	Gilley (W, 8-3)	2264	2:32
5/15	Michigan	W, 8-7	9	30-22	15-13	Yarberry (W, 2-0)	1322	3:08
5/16	Michigan	W, 8-1	9	31-22	16-13	Gilley (W, 9-3)	1678	2:54
5/17	Michigan	L, 3-8	9	31-23	16-14	Swanson (L, 2-2)	1411	3:21
5/20	Rutgers	L, 2-5	9	31-24	16-14	Kraft (L, 3-2)	-	2:43
5/22	Iowa	-	-	-	-	-	-	-



IU's traditional all grey uniforms; often worn on Friday nights in road contests


### UNIFORM TRACKER

Jerseys	W-L
White Hoosiers	5-6
Grey Hoosiers	5-4
Grey Pinstripes	4-4
Red Script	9-5
White Pinstripes	0-1
Cream Indiana	0-1
Gold Standard	4-2
Grey Candystripes	3-0
Pink Camo	1-0
Salute to Service	0-1

## LINEUP NOTES

### GAME-BY-GAME OFFENSIVE STARTERS

Date	Opponent	1	2	3	4	5	6	7	8	9
2/14	UNLV	Taylor	Denny	Cerny	Oliver	Stadler	Brenczewski	Dickerson	Hanley	Pyne
2/15	Xavier	Taylor	Denny	Cerny	Oliver	Brenczewski	Stadler	Dickerson	Hanley	Pyne
2/16	Oregon State	Taylor	Denny	Cerny	Oliver	Dickerson	Hanley	DeMartino	Pyne	Schuyler
2/17	UNLV	Taylor	Denny	Cerny	Oliver	Wiggins	Dickerson	Hanley	Pyne	Schuyler
2/22	Fordham	Brenczewski	Taylor	Dickerson	Oliver	Stadler	Cerny	Hanley	Denny	Moore
2/23	Harvard	Brenczewski	Taylor	Dickerson	Wiggins	Cerny	Oliver	Hanley	Moore	Schuyler
2/24	Northwestern	Brenczewski	Taylor	Dickerson	Wiggins	Cerny	Stadler	Oliver	Hanley	Moore
2/26	Xavier	Brenczewski	Taylor	Dickerson	Wiggins	Hanley	Oliver	Pyne	Malamazian	Schuyler
2/28	Mount St. Mary's	Brenczewski	Taylor	Dickerson	Wiggins	Hanley	Cerny	Oliver	Moore	Schuyler
2/28	Stetson	Brenczewski	Taylor	Dickerson	Wiggins	Hanley	Oliver	Cerny	Moore	Schuyler
3/1	Stetson	Wiggins	Taylor	Dickerson	Hanley	Cerny	Oliver	Denny	Malamazian	Schuyler
3/2	Mount St. Mary's	Wiggins	Taylor	Dickerson	Hanley	Denny	Cerny	Oliver	Stadler	Moore
3/4	Northern Kentucky	Wiggins	Taylor	Dickerson	Brenczewski	Hanley	Cerny	Oliver	Schuyler	Malamazian
3/7	Penn State	Wiggins	Taylor	Dickerson	Brenczewski	Hanley	Schuyler	Malamazian	Cerny	Oliver
3/7	Penn State	Wiggins	Taylor	Dickerson	Brenczewski	Hanley	Schuyler	Malamazian	Cerny	Moore
3/9	Penn State	Wiggins	Taylor	Dickerson	Brenczewski	Hanley	Stadler	Malamazian	Cerny	Moore
3/11	Indiana State	Wiggins	Taylor	Dickerson	Brenczewski	Hanley	Stadler	Malamazian	Cerny	Moore
3/14	Ohio State	Wiggins	Taylor	Dickerson	Stadler	Hanley	Denny	Cerny	Malamazian	Oliver
3/14	Ohio State	Wiggins	Taylor	Dickerson	Stadler	Hanley	Schuyler	Cerny	Malamazian	Moore
3/16	Ohio State	Wiggins	Taylor	Dickerson	Stadler	Hanley	Denny	Malamazian	Cerny	Moore
3/18	Evansville	Wiggins	Taylor	Dickerson	Hanley	Denny	Brenczewski	Schuyler	Cerny	Malamazian
3/21	UCLA	Wiggins	Taylor	Dickerson	Hanley	Denny	Stadler	Cerny	Oliver	Malamazian
3/22	UCLA	Wiggins	Taylor	Dickerson	Stadler	Hanley	Brenczewski	Cerny	Oliver	Malamazian
3/23	UCLA	Wiggins	Taylor	Dickerson	Hanley	Stadler	Cerny	Malamazian	Oliver	Schuyler
3/25	Bellarmine	Wiggins	Taylor	Dickerson	Hanley	Cerny	Denny	Malamazian	Schuyler	Moore
3/28	USC	Wiggins	Taylor	Dickerson	Hanley	Denny	Cerny	Stadler	Malamazian	Moore
3/28	USC	Wiggins	Taylor	Dickerson	Hanley	Brenczewski	Cerny	Stadler	Malamazian	Moore
3/29	USC	Wiggins	Taylor	Dickerson	Hanley	Cerny	Brenczewski	Malamazian	Moore	Schuyler
4/1	Louisville	Wiggins	Taylor	Dickerson	Hanley	Cerny	Malamazian	Denny	Moore	Schuyler
4/6	Michigan State	Taylor	Dickerson	Hanley	Cerny	Stadler	Denny	Brenczewski	Malamazian	Moore
4/7	Michigan State	Taylor	Dickerson	Hanley	Cerny	Brenczewski	Denny	Malamazian	Moore	Stadler
4/7	Michigan State	Taylor	Dickerson	Hanley	Cerny	Malamazian	Moore	Koskie	Denny	Schuyler
4/8	Ball State	Taylor	Dickerson	Hanley	Cerny	Koskie	Moore	Malamazian	Brenczewski	Schuyler
4/11	Illinois	Taylor	Dickerson	Hanley	Cerny	Malamazian	Brenczewski	Koskie	Moore	Stadler
4/12	Illinois	Taylor	Dickerson	Hanley	Cerny	Malamazian	Moore	Koskie	Denny	Schuyler
4/13	Illinois	Taylor	Dickerson	Hanley	Cerny	Malamazian	Moore	Koskie	Denny	Stadler
4/15	Indiana State	Taylor	Dickerson	Hanley	Cerny	Koskie	Denny	Malamazian	Oliver	Schuyler
4/18	Maryland	Taylor	Dickerson	Hanley	Cerny	Koskie	Denny	Malamazian	Moore	Schuyler
4/19	Maryland	Taylor	Dickerson	Hanley	Cerny	Denny	Moore	Malamazian	Koskie	Stadler
4/20	Maryland	Moore	Taylor	Dickerson	Hanley	Malamazian	Cerny	Denny	Koskie	Schuyler
4/23	Ball State	Moore	Taylor	Dickerson	Hanley	Koskie	Cerny	Denny	Malamazian	Schuyler
4/25	Iowa	Moore	Taylor	Dickerson	Hanley	Cerny	Malamazian	Denny	Koskie	Schuyler
4/26	Iowa	Moore	Taylor	Dickerson	Hanley	Cerny	Denny	Brenczewski	Malamazian	Stadler
4/27	Iowa	Moore	Taylor	Dickerson	Hanley	Denny	Cerny	Malamazian	Wiggins	Schuyler
4/30	Evansville	Moore	Taylor	Dickerson	Hanley	Denny	Malamazian	Cerny	Wiggins	Stadler
5/2	Abilene Christian	Moore	Dickerson	Hanley	Denny	Malamazian	Wiggins	Cerny	Brenczewski	Stadler
5/3	Abilene Christian	Moore	Taylor	Dickerson	Hanley	Malamazian	Denny	Cerny	Koskie	Schuyler
5/4	Abilene Christian	Moore	Taylor	Dickerson	Hanley	Denny	Malamazian	Wiggins	Oliver	Schuyler
5/9	Purdue	Moore	Taylor	Dickerson	Hanley	Denny	Malamazian	Cerny	Wiggins	Stadler
5/10	Purdue	Moore	Taylor	Dickerson	Hanley	Denny	Malamazian	Cerny	Wiggins	Schuyler
5/11	Purdue	Moore	Taylor	Dickerson	Hanley	Malamazian	Wiggins	Denny	Cerny	Stadler
5/15	Michigan	Moore	Taylor	Dickerson	Hanley	Malamazian	Wiggins	Cerny	Denny	Stadler
5/16	Michigan	Moore	Taylor	Dickerson	Hanley	Malamazian	Denny	Cerny	Wiggins	Stadler
5/17	Michigan	Moore	Taylor	Dickerson	Hanley	Cerny	Denny	Malamazian	Wiggins	Schuyler
5/20	Rutgers	Moore	Taylor	Dickerson	Hanley	Denny	Malamazian	Wiggins	Cerny	Stadler
5/22	Iowa	-	-	-	-	-	-	-	-	-



Freshman outfielder **Hogan Denny**

### CAREER GAMES PLAYED AT INDIANA (Offense, min. 60 apps.)

Player	GP/GS
Josh Pyne	184/183
Tyler Cerny	173/170
Devin Taylor	168/165
Jake Stadler	94/72
Joey Brenzewski	88/65
Jasen Oliver	75/64
Andrew Wiggins	78/50

### CAREER GAMES PITCHED AT INDIANA (Pitching, min. 20 apps.)

Player	App/GS
Ryan Kraft	82/12
Grant Holderfield	50/2
Drew Buhr	30/2
Aydan Decker-Petty	38/2
Jacob Vogel	31/0

# LINEUP NOTES

## GAME-BY-GAME OFFENSIVE STARTERS

Date	Opponent	C	1B	2B	3B	SS	LF	CF	RF	DH
2/14	UNLV	Stadler	Hanley	Oliver	Pyne	Cerny	Taylor	Dickerson	Denny	Brenczewski
2/15	Xavier	Stadler	Hanley	Oliver	Pyne	Cerny	Taylor	Dickerson	Denny	Brenczewski
2/16	Oregon State	Schuyler	Hanley	Oliver	Pyne	Cerny	Taylor	Dickerson	Denny	DeMartino
2/17	UNLV	Schuyler	Hanley	Oliver	Pyne	Cerny	Taylor	Dickerson	Denny	Wiggins
2/22	Fordham	Stadler	Hanley	Oliver	Moore	Cerny	Taylor	Dickerson	Denny	Brenczewski
2/23	Harvard	Schuyler	Hanley	Oliver	Moore	Cerny	Taylor	Dickerson	Wiggins	Brenczewski
2/24	Northwestern	Stadler	Hanley	Oliver	Moore	Cerny	Taylor	Dickerson	Wiggins	Brenczewski
2/26	Xavier	Schuyler	Hanley	Oliver	Pyne	Malamazian	Taylor	Dickerson	Wiggins	Brenczewski
2/28	Mount St. Mary's	Schuyler	Hanley	Oliver	Moore	Cerny	Taylor	Dickerson	Wiggins	Brenczewski
2/28	Stetson	Schuyler	Hanley	Oliver	Moore	Cerny	Taylor	Dickerson	Wiggins	Brenczewski
3/1	Stetson	Schuyler	Hanley	Oliver	Malamazian	Cerny	Taylor	Dickerson	Denny	Wiggins
3/2	Mount St. Mary's	Stadler	Hanley	Oliver	Moore	Cerny	Denny	Taylor	Wiggins	Dickerson
3/4	Northern Kentucky	Schuyler	Hanley	Oliver	Malamazian	Cerny	Taylor	Dickerson	Wiggins	Brenczewski
3/7	Penn State	Schuyler	Hanley	Oliver	Malamazian	Cerny	Taylor	Dickerson	Wiggins	Brenczewski
3/7	Penn State	Schuyler	Hanley	Moore	Malamazian	Cerny	Taylor	Dickerson	Wiggins	Brenczewski
3/9	Penn State	Stadler	Hanley	Moore	Malamazian	Cerny	Taylor	Dickerson	Wiggins	Brenczewski
3/11	Indiana State	Stadler	Hanley	Moore	Malamazian	Cerny	Taylor	Dickerson	Wiggins	Brenczewski
3/14	Ohio State	Stadler	Hanley	Oliver	Malamazian	Cerny	Denny	Dickerson	Wiggins	Taylor
3/14	Ohio State	Schuyler	Hanley	Moore	Malamazian	Cerny	Taylor	Dickerson	Wiggins	Stadler
3/16	Ohio State	Stadler	Hanley	Moore	Malamazian	Cerny	Taylor	Dickerson	Wiggins	Denny
3/18	Evansville	Schuyler	Hanley	Denny	Malamazian	Cerny	Taylor	Dickerson	Wiggins	Brenczewski
3/21	UCLA	Stadler	Hanley	Oliver	Malamazian	Cerny	Taylor	Dickerson	Wiggins	Denny
3/22	UCLA	Stadler	Hanley	Oliver	Malamazian	Cerny	Taylor	Dickerson	Wiggins	Brenczewski
3/23	UCLA	Schuyler	Hanley	Oliver	Malamazian	Cerny	Taylor	Dickerson	Wiggins	Stadler
3/25	Bellarmine	Schuyler	Hanley	Cerny	Moore	Malamazian	Taylor	Dickerson	Wiggins	Denny
3/28	USC	Stadler	Hanley	Cerny	Moore	Malamazian	Taylor	Dickerson	Wiggins	Denny
3/28	USC	Stadler	Hanley	Cerny	Moore	Malamazian	Taylor	Dickerson	Wiggins	Brenczewski
3/29	USC	Schuyler	Hanley	Cerny	Moore	Malamazian	Taylor	Dickerson	Wiggins	Brenczewski
4/1	Louisville	Schuyler	Hanley	Cerny	Moore	Malamazian	Taylor	Dickerson	Wiggins	Denny
4/6	Michigan State	Stadler	Hanley	Cerny	Moore	Malamazian	Taylor	Dickerson	Denny	Brenczewski
4/7	Michigan State	Stadler	Hanley	Cerny	Moore	Malamazian	Taylor	Dickerson	Denny	Brenczewski
4/7	Michigan State	Schuyler	Hanley	Cerny	Moore	Malamazian	Taylor	Dickerson	Koskie	Denny
4/8	Ball State	Schuyler	Hanley	Cerny	Moore	Malamazian	Taylor	Dickerson	Koskie	Brenczewski
4/11	Illinois	Stadler	Hanley	Cerny	Moore	Malamazian	Taylor	Dickerson	Koskie	Brenczewski
4/12	Illinois	Schuyler	Hanley	Cerny	Moore	Malamazian	Taylor	Dickerson	Koskie	Denny
4/13	Illinois	Stadler	Hanley	Cerny	Moore	Malamazian	Taylor	Dickerson	Koskie	Denny
4/15	Indiana State	Schuyler	Hanley	Cerny	Oliver	Malamazian	Taylor	Dickerson	Koskie	Denny
4/18	Maryland	Schuyler	Hanley	Cerny	Moore	Malamazian	Taylor	Dickerson	Koskie	Denny
4/19	Maryland	Stadler	Hanley	Cerny	Moore	Malamazian	Taylor	Dickerson	Koskie	Denny
4/20	Maryland	Schuyler	Hanley	Cerny	Moore	Malamazian	Taylor	Dickerson	Koskie	Denny
4/23	Ball State	Schuyler	Hanley	Cerny	Moore	Malamazian	Taylor	Dickerson	Koskie	Denny
4/25	Iowa	Schuyler	Hanley	Cerny	Moore	Malamazian	Taylor	Dickerson	Koskie	Denny
4/26	Iowa	Stadler	Hanley	Cerny	Moore	Malamazian	Taylor	Dickerson	Denny	Brenczewski
4/27	Iowa	Schuyler	Hanley	Cerny	Moore	Malamazian	Taylor	Dickerson	Denny	Wiggins
4/30	Evansville	Stadler	Hanley	Cerny	Moore	Malamazian	Taylor	Dickerson	Wiggins	Denny
5/2	Abilene Christian	Stadler	Hanley	Cerny	Moore	Malamazian	Denny	Dickerson	Wiggins	Brenczewski
5/3	Abilene Christian	Schuyler	Hanley	Cerny	Moore	Malamazian	Taylor	Dickerson	Koskie	Denny
5/4	Abilene Christian	Schuyler	Hanley	Oliver	Moore	Malamazian	Taylor	Dickerson	Wiggins	Denny
5/9	Purdue	Stadler	Hanley	Cerny	Moore	Malamazian	Taylor	Dickerson	Wiggins	Denny
5/10	Purdue	Schuyler	Hanley	Cerny	Moore	Malamazian	Taylor	Dickerson	Wiggins	Denny
5/11	Purdue	Stadler	Hanley	Cerny	Moore	Malamazian	Taylor	Dickerson	Wiggins	Denny
5/15	Michigan	Stadler	Hanley	Cerny	Moore	Malamazian	Taylor	Dickerson	Wiggins	Denny
5/16	Michigan	Stadler	Hanley	Cerny	Moore	Malamazian	Taylor	Dickerson	Wiggins	Denny
5/17	Michigan	Schuyler	Hanley	Cerny	Moore	Malamazian	Taylor	Dickerson	Wiggins	Denny
5/20	Rutgers	Stadler	Hanley	Cerny	Moore	Malamazian	Taylor	Dickerson	Wiggins	Denny
5/22	Iowa	-	-	-	-	-	-	-	-	-



Freshman infielder **Jake Hanley**

## RUN SUPPORT (starters)

Player	Starts	Run Support	Runs/Game	Team Record
Aydan Decker-Petty	1	3	3.0	0-1
Gavin Seebold	6	25	4.2	3-3
Ben Grable	11	55	5.0	7-4
Cole Gilley	11	49	4.5	6-5
Pete Haas	7	12	1.7	4-3
Jackson Yarberry	5	5	1.0	3-2
Henry Brummel	1	0	0.0	0-1
Deron Swanson	4	9	2.3	3-1
Ryan Kraft	7	29	4.1	4-3
Drew Buhr	2	1	0.5	2-0

## STARTERS K/BB & K/9

Player	K/BB	Ratio	K/9	BB/9
Aydan Decker-Petty	19/12	1.58	6.93	4.38
Pete Haas	33/18	1.83	8.82	4.81
Gavin Seebold	49/24	2.04	7.92	3.88
Cole Gilley	73/18	4.06	10.40	2.59
Ben Grable	60/17	3.53	10.10	2.87
Jackson Yarberry	23/9	2.56	11.20	4.42
Henry Brummel	7/9	0.78	7.88	10.10
Deron Swanson	16/10	1.60	9.82	6.14
Ryan Kraft	55/15	3.67	7.90	2.50
Drew Buhr	19/7	2.71	7.54	2.78



# INDIANA START CHART

## INDIANA START CHART - PITCHING

Date	Starter	Opponent	Dec	IP	H	R	ER	BB	SO	NP	Score When Left	Result
2/14	Seebold	UNLV	Loss	4.0	5	4	4	1	3	67	Trailing 1-4	L, 2-4
2/15	Gilley	Xavier	ND	5.1	3	2	1	0	11	81	Leading 2-1	L, 6-8 (10)
2/16	Haas	#7 Oregon State	Loss	3.0	6	4	4	1	2	47	Trailing 0-4	L, 0-6
2/17	Decker-Petty	UNLV	ND	2.0	2	3	3	1	0	32	Leading 3-1	L, 12-13 (10)
2/22	Seebold	Fordham	Win	6.0	2	2	1	2	7	75	Leading 11-2	W, 15-2
2/23	Gilley	Harvard	Win	5.0	4	2	2	1	7	85	Leading 8-2	W, 14-4
2/24	Haas	Northwestern	ND	2.0	2	2	2	0	2	31	Trailing 0-2	W, 4-3
2/26	Yarberry	Xavier	ND	2.0	3	3	3	1	4	37	Trailing 1-3	L, 4-8
2/28	Seebold	Mount St. Mary's	ND	3.0	4	4	4	4	5	70	Leading 5-4	W, 18-5 (8)
2/28	Grable	Stetson	Win	5.0	3	0	0	1	6	83	Leading 3-0	W, 8-1
3/1	Gilley	Stetson	Loss	3.0	3	4	3	3	0	63	Trailing 3-1	L, 4-8
3/2	Yarberry	Mount St. Mary's	ND	1.1	4	4	3	2	1	28	Trailing 2-3	W, 20-7 (7)
3/4	Brummel	Northern Kentucky	Loss	0.0	1	3	3	2	0	17	Trailing 0-2	L, 11-13
3/7	Seebold	Penn State	Loss	3.2	9	9	9	3	2	77	Trailing 3-7	L, 9-15
3/7	Grable	Penn State	Win	5.0	3	1	1	1	4	81	Leading 13-1	W, 17-6 (8)
3/9	Gilley	Penn State	ND	4.1	3	2	0	1	3	67	Tied 2-2	L, 6-10
3/11	Swanson	Indiana State	ND	3.0	3	1	1	1	5	53	Leading 2-1	W, 9-4
3/14	Haas	Ohio State	ND	2.0	2	2	2	1	2	38	Trailing 1-2	W, 12-2 (8)
3/14	Grable	Ohio State	ND	4.0	8	5	5	2	6	86	Trailing 2-5	W, 8-7 (10)
3/16	Swanson	Ohio State	Win	3.1	3	2	2	2	7	72	Leading 7-2	W, 14-3 (7)
3/18	Gilley	Evansville	ND	2.0	0	0	0	0	3	31	Tied 0-0	W, 7-4
3/21	Kraft	UCLA	ND	4.1	2	0	0	2	2	75	Leading 5-0	W, 5-1
3/22	Grable	UCLA	Loss	5.2	7	3	2	3	2	98	Trailing 2-3	L, 4-7
3/23	Swanson	UCLA	Loss	0.2	2	2	2	1	0	25	Trailing 0-1	L, 3-6
3/25	Gilley	Bellarmine	Win	1.0	0	0	0	1	0	20	Leading 5-0	W, 13-0 (7)
3/28	Kraft	USC	ND	4.0	7	3	3	0	2	57	Tied 3-3	L, 5-10
3/28	Gilley	USC	Win	5.0	9	5	5	1	10	97	Leading 11-5	W, 13-6
3/29	Grable	USC	ND	3.0	3	2	2	3	4	60	Leading 6-2	L, 12-13
4/1	Kraft	#18 Louisville	ND	2.0	0	1	1	1	2	36	Trailing 0-1	L, 4-6
4/6	Seebold	Michigan State	Win	5.0	3	2	2	1	3	82	Leading 5-2	W, 6-4
4/7	Grable	Michigan State	ND	3.0	3	1	1	0	2	42	Leading 10-1	W, 14-2 (7)
4/7	Haas	Michigan State	ND	2.1	4	1	1	1	1	29	Leading 7-1	W, 18-2 (7)
4/8	Yarberry	Ball State	ND	1.0	3	2	2	0	1	19	Trailing 0-2	W, 7-5
4/11	Haas	Illinois	ND	2.0	1	0	0	2	5	37	Leading 1-0	L, 2-4
4/12	Grable	Illinois	ND	3.2	4	2	2	0	4	62	Leading 5-2	W, 12-3
4/13	Seebold	Illinois	Loss	1.1	5	8	8	2	1	49	Trailing 0-7	L, 1-15 (7)
4/15	Yarberry	Indiana State	ND	2.0	0	0	0	0	2	26	Leading 2-0	L, 5-7
4/18	Yarberry	Maryland	ND	2.0	2	4	4	3	1	41	Trailing 0-4	W, 7-6
4/19	Gilley	Maryland	Loss	2.0	7	6	5	0	2	51	Trailing 1-6	L, 4-17 (7)
4/20	Grable	Maryland	ND	4.0	3	1	1	0	4	64	Leading 2-1	W, 15-5 (8)
4/23	Haas	Ball State	ND	1.0	1	0	0	0	1	12	Leading 1-0	W, 14-4 (7)
4/25	Haas	Iowa	ND	1.2	1	0	0	2	0	36	Leading 1-0	L, 1-2 (10)
4/26	Gilley	Iowa	Loss	3.0	6	7	7	3	2	84	Trailing 0-4	L, 2-13 (7)
4/27	Grable	Iowa	Loss	4.0	6	6	6	2	8	95	Trailing 0-6	L, 0-10 (7)
4/30	Buhr	Evansville	ND	1.0	1	0	0	1	1	20	Leading 1-0	W, 14-6
5/2	Kraft	Abilene Christian	Win	6.0	4	4	4	0	7	88	Leading 8-4	W, 8-4
5/3	Grable	Abilene Christian	ND	4.2	6	5	3	2	4	88	Leading 11-5	W, 14-5
5/4	Buhr	Abilene Christian	ND	2.0	0	0	0	0	3	30	Tied 0-0	W, 7-6
5/9	Kraft	Purdue	Win	7.0	5	0	0	1	4	85	Leading 5-0	W, 8-0
5/10	Grable	Purdue	Loss	5.1	5	3	2	1	5	74	Trailing 1-3	L, 1-5
5/11	Gilley	Purdue	Win	6.0	5	3	0	1	6	87	Leading 8-3	W, 14-4 (7)
5/15	Kraft	Michigan	ND	4.1	8	6	6	0	3	81	Leading 7-6	W, 8-7
5/16	Gilley	Michigan	Win	6.0	3	1	1	3	3	92	Leading 8-1	W, 8-1
5/17	Swanson	Michigan	Loss	1.1	5	4	4	1	0	33	Trailing 2-0	L, 3-8
5/20	Kraft	Rutgers	Loss	6.2	7	4	4	0	3	93	Trailing 3-0	L, 2-5
5/22	-	Iowa	-	-	-	-	-	-	-	-	-	-

## SAVES

Standard save rules apply

Player	Date	Opponent	IP (H, R-ER, BB, K)
Drew Buhr	2/28	Stetson	2.0 IP, 2 H, 0 R
Drew Buhr	3/2	Mount St. Mary's	3.0 IP, 0 H, 0 R, 4 K
Gavin Seebold	3/11	Indiana State	2.1 IP, 2 H, 1 ER, 2 K
Pete Haas	3/18	Evansville	2.0 IP, 1 H, 0 R, 4 K
Jacob Vogel	4/6	Michigan State	2.0 IP, 4 H, 1 ER
Aydan Decker-Petty	4/7	Michigan State - 2	3.0 IP, 3 H, 1 ER, 4 K
Ryan Kraft	4/8	Ball State	1.0 IP, 1 H, 2 K
Cole Gilley	5/2	Abilene Christian	3.0 IP, 1 H, 0 R, 4 K
Gavin Seebold	5/3	Abilene Christian	3.0 IP, 1 H, 0 R, 4 K
Aydan Decker-Petty	5/11	Purdue	0.2 IP, 0 H, 0 R
Gavin Seebold	5/15	Michigan	1.0 IP, 1 H, 0 R, 2 K
Ben Grable	5/16	Michigan	3.0 IP, 0 H, 0 R, 6 K

## COME FROM BEHIND WINS

Down by three-or-more runs

Opponent	Date	Trailed	Inning	Final Score
Mount St. Mary's	3/2	2-5	2nd	W, 20-7 (7)
Ohio State - 2	3/14	3-7	8th	W, 8-7 (10)
Maryland	4/18	1-6	8th	W, 7-6
Abilene Christian	5/4	0-3	6th	W, 7-6

## QUALITY STARTS

Six innings pitched and three earned runs allowed or fewer

Player	Date	Opponent	IP (H, R-ER, BB, K)
Gavin Seebold	2/22	Fordham	6.0 IP, 2 H, 2 R, 1 ER, 7 K
Ryan Kraft	5/9	Purdue	7.0 IP, 5 H, 0 R, 0 ER, 4 K
Cole Gilley	5/11	Purdue	6.0 IP, 5 H, 3 R, 0 ER, 6 K
Cole Gilley	5/16	Michigan	6.0 IP, 3 H, 1 R, 1 ER, 3 K



Graduate student pitcher **Drew Buhr**

## SERIES BREAKDOWN - BATTING/FIELDING

## BATTING/FIELDING

Dates	Opponent	W-L	AB	R	H	RBI	2B	3B	HR	TB	BB	OBP	SLG	SB-A	HBP	SF	SH	GDP	K	CH	E	Fld. Pct.	Batting Avg.
2/14-17	College Baseball Classic	0-4	133	20	28	18	2	1	4	44	30	.373	.331	0-2	5	1	1	3	40	144	7	.951	.211
2/22-24	USA Baseball Round Robin	3-0	105	33	35	28	4	2	3	52	31	.510	.495	4-5	9	2	4	0	22	110	3	.973	.333
2/28-3/2	at Stetson/vs. Mt. Saint. Mary's	3-1	142	50	52	45	8	2	9	91	24	.478	.641	6-8	9	3	2	1	25	136	4	.971	.366
3/7-9	at Penn State	1-2	117	32	44	31	13	0	5	72	20	.483	.615	2-3	5	1	0	2	24	106	6	.938	.376
3/14-16	Ohio State	3-0	103	34	33	32	6	2	7	64	11	.418	.620	3-3	7	1	1	0	20	91	0	1.000	.320
3/21-23	at UCLA	1-2	101	12	22	11	4	1	5	43	7	.282	.426	0-0	2	0	2	3	25	111	5	.955	.218
3/28-29	USC	1-2	112	30	36	28	8	0	8	68	11	.392	.607	2-3	2	0	1	0	25	107	5	.953	.321
4/6-7	Michigan State	3-0	96	38	41	37	6	0	5	62	12	.509	.646	4-5	6	2	2	0	19	86	1	.988	.427
4/11-13	at Illinois	1-2	93	15	20	14	7	0	2	33	13	.351	.355	0-0	7	1	0	3	13	98	3	.969	.215
4/18-20	Maryland	2-1	99	26	34	24	7	0	9	68	13	.455	.687	2-2	8	1	0	2	24	99	2	.980	.343
4/25-27	at Iowa	0-3	81	3	14	3	2	0	0	16	10	.302	.198	0-0	5	0	1	4	28	84	1	.988	.173
5/2-4	at Abilene Christian	3-0	109	29	32	27	8	0	7	61	17	.400	.560	8-8	3	1	0	4	23	104	5	.952	.294
5/9-11	Purdue	2-1	89	23	27	22	6	0	2	39	20	.453	.438	1-2	6	2	2	2	17	111	3	.973	.303
5/15-17	at Michigan	2-1	100	19	28	18	4	0	5	47	18	.405	.470	3-4	3	0	2	7	15	107	3	.972	.280

## SERIES BREAKDOWN - PITCHING

## PITCHING

Dates	Opponent	W-L	IP	H	R	ER	BB	SO	2B	3B	HR	WP	HBP	BK	DP	W	L	SV	Score	ERA
2/14-17	College Baseball Classic	0-4	36.0	42	31	29	15	39	5	1	3	3	5	1	2	0	4	0	20-31	7.25
2/22-24	USA Baseball Round Robin	3-0	27.0	17	9	8	10	31	1	1	2	1	1	0	0	3	0	0	33-9	2.67
2/28-3/2	at Stetson/vs. Mt. St. Mary's	3-1	32.0	32	21	19	24	30	4	0	1	6	7	0	3	3	1	2	50-21	5.34
3/7-9	at Penn State	1-2	24.0	26	31	25	16	21	6	0	4	2	3	1	1	1	2	0	32-31	9.38
3/14-16	Ohio State	3-0	25.0	24	12	12	11	32	5	1	4	2	1	0	0	3	0	0	34-12	4.32
3/21-23	at UCLA	1-2	25.0	26	14	11	12	13	6	1	2	1	5	1	6	1	2	0	12-14	3.96
3/28-29	USC	1-2	27.0	40	29	27	14	28	7	0	11	2	3	0	1	1	2	0	30-29	9.00
4/6-7	Michigan State	3-0	23.0	23	8	7	4	20	5	1	1	2	3	0	1	3	0	2	38-8	2.74
4/11-13	at Illinois	1-2	23.0	29	22	21	14	26	4	2	3	3	4	0	2	1	2	0	15-22	8.22
4/18-20	Maryland	2-1	24.0	31	28	27	19	18	5	0	8	3	2	0	2	2	1	0	28-26	10.12
4/25-27	at Iowa	0-3	21.2	26	25	22	13	23	6	0	6	0	5	0	1	0	3	0	3-25	9.14
5/2-4	at Abilene Christian	3-0	27.0	21	15	11	10	33	2	0	3	0	5	1	1	3	0	2	29-15	3.67
5/9-11	Purdue	2-1	25.0	20	9	5	4	23	3	1	3	0	3	1	2	2	1	1	23-9	1.80
5/15-17	at Michigan	2-1	26.0	26	16	15	11	24	6	0	4	4	2	0	3	2	1	2	19-16	5.19

## BULLPEN TRACKER

Below is a listing of decisions (win or loss), holds and saves/blown saves from the Indiana bullpen in 2025.

NOTE: A hold occurs when a relief pitcher enters the game in a save situation and maintains the team's lead, while recording at least one out. In order for a pitcher to be credited with a hold one of two conditions must be met: 1) He enters with a lead of three runs or less and maintains that lead while recording at least one out. 2) He enters the game with the tying run on-deck, at the plate or on the bases, and records an out.

Opponent	Result	Pitcher	Line
Xavier (2/15)	Loss (1)	Kraft, Ryan	1.0 IP, 4 H, 2 R, 2 ER, 3 K
UNLV (2/17)	Loss (1)	Bohnert, Matthew	0.0 IP, 1 H, 2 R, 2 ER, 1 BB
Northwestern (2/24)	Win (1)	Grable, Ben	0.1 IP, 0 H, 0 R
Xavier (2/26)	Loss (1)	Decker-Petty, Aydan	0.1 IP, 1 H, 2 R, 0 ER, 1 K
Mount St. Mary's (2/28)	Win (1)	Brummel, Henry	2.0 IP, 5 H, 1 K
	Hold (1)	Rushing, Ryan	2.0 IP, 0 H, 3 K
Stetson (2/28)	Hold (1)	Haas, Pete	1.2 IP, 1 H, 1 R, 3 BB, 2 K
	Hold (1)	Benes, Seth	0.1 IP, 0 R
	Save (1)	Buhr, Drew	2.0 IP, 2 H, 0 R
Mount St. Mary's (3/2)	Win (1)	Benes, Seth	2.0 IP, 3 H, 2 R, 2 K
	Save (2)	Buhr, Drew	3.0 IP, 0 H, 0 R, 4 K
Penn State (3/9)	Loss (1)	Buhr, Drew	2.2 IP, 1 H, 4 R, 3 ER, 4 BB, 1 K
Indiana State (3/11)	Save (1)	Seebold, Gavin	2.1 IP, 2 H, 1 R, 1 ER, 2 K
Ohio State - 1 (3/14)	Win (1)	Gubitosi, Anthony	1.0 IP, 2 BB, 0 R
	Hold (1)	Buhr, Drew	3.0 IP, 4 H, 0 R, 4 K
Ohio State - 2 (3/14)	Win (2)	Gilley, Cole	2.0 IP, 0 H, 0 R, 3 K
Evansville (3/18)	Win (1)	Holderfield, Grant	2.0 IP, 2 H, 1 R
	Save (1)	Haas, Pete	2.0 IP, 1 H, 0 R, 4 K
UCLA (3/21)	Win (3)	Gilley, Cole	4.2 IP, 2 H, 1 R, 1 ER, 6 K
USC - 1 (3/28)	Loss (3)	Seebold, Gavin	4.2 IP, 9 H, 7 R, 7 ER, 2 K
USC (3/29)	Loss (1)	Telfer, Trey	1.1 IP, 4 H, 3 R, 3 ER, 1 K
Louisville (4/1)	Loss (2)	Haas, Pete	1.2 IP, 2 H, 4 R, 0 ER, 1 K
Michigan State (4/6)	Save (1)	Vogel, Jacob	2.0 IP, 4 H, 1 ER
	Hold (1)	Kraft, Ryan	2.0 IP, 2 H, 1 R, 0 ER, 2 K
Michigan State - 1 (4/7)	Win (6)	Gilley, Cole	4.0 IP, 2 H, 1 ER, 5 K
Michigan State - 2 (4/7)	Win (2)	Holderfield, Grant	1.2 IP, 2 H, 0 R, 3 K
	Save (1)	Decker-Petty, Aydan	3.0 IP, 3 H, 1 ER, 4 K

Opponent	Result	Pitcher	Line
Ball State (4/8)	Win (2)	Swanson, Deron	4.1 IP, 4 H, 0 R, 3 K
	Save (1)	Kraft, Ryan	1.0 IP, 1 H, 0 R, 2 K
Illinois (4/11)	Loss (1)	Gubitosi, Anthony	1.0 IP, 1 H, 3 R, 3 ER, 2 BB
Illinois (4/12)	Win (7)	Gilley, Cole	5.1 IP, 3 H, 1 R, 7 K
Indiana State (4/15)	Loss (1)	Rushing, Ryan	1.1 IP, 5 H, 4 R, 4 ER, 2 BB, 0 K
Maryland (4/18)	Win (4)	Grable, Ben	1.0 IP, 0 H, 0 R, 2 K
Maryland (4/20)	Win (3)	Seebold, Gavin	2.2 IP, 5 H, 3 R, 3 ER, 2 BB, 1 K
Ball State (4/23)	Win (1)	Kraft, Ryan	1.0 IP, 0 H, 0 R, 1 K
Iowa (4/25)	Loss (5)	Seebold, Gavin	4.1 IP, 4 H, 2 R, 2 BB, 7 K
Evansville (4/30)	Win (1)	Decker-Petty, Aydan	4.0 IP, 3 H, 2 R, 2 ER, 1 BB, 4 K
Abilene Christian (5/2)	Save (1)	Gilley, Cole	3.0 IP, 1 H, 0 R, 1 BB, 4 K
Abilene Christian (5/3)	Win (3)	Holderfield, Grant	1.1 IP, 1 H, 0 R, 3 K
	Save (2)	Seebold, Gavin	3.0 IP, 1 H, 0 R, 4 K
Abilene Christian	Win (1)	Yarberry, Jackson	2.0 IP, 1 H, 0 R, 3 K
Purdue	Save (2)	Decker-Petty, Aydan	0.2 IP, 0 H, 0 R
Michigan	Win (2)	Yarberry, Jackson	2.0 IP, 2 H, 1 R, 0 BB, 3 K
	Save (3)	Seebold, Gavin	1.0 IP, 1 H, 0 R, 2 K
Michigan	Save (1)	Grable, Ben	3.0 IP, 0 H, 0 R, 6 K



# HOME RUN TRACKER

Below is a list of home runs hit by Hoosiers in 2025; TrackMan data available based on institution.

Player (Total)	Opponent	Date	Inn.	Type	Exit Velo	Est. Distance
Cerny, Tyler (1)	Xavier	2/15	7	Solo	108.2	401
Oliver, Jasen (1)	Xavier	2/15	9	3-Run	106.5	421
Brenczewski, Joey (1)	UNLV	2/17	2	3-Run	106.0	388
Dickerson, Korbyn (1)	UNLV	2/17	10	3-Run	-	-
Dickerson, Korbyn (2)	Fordham	2/22	7	2-Run	106.9	386
Taylor, Devin (1)	Harvard	2/23	4	2-Run	103.5	407
Dickerson, Korbyn (3)	Harvard	2/23	7	3-Run	109.8	419
Taylor, Devin (2)	Xavier	2/26	5	2-Run	103.3	395
Dickerson, Korbyn (4)	Xavier	2/26	5	Solo	101.5	414
Brenczewski, Joey (2)	Mt. St. Mary's	2/28	2	2-Run	97.9	389
Taylor, Devin (3)	Mt. St. Mary's	2/28	2	Solo	100.1	361
Dickerson, Korbyn (5)	Mt. St. Mary's	2/28	5	Solo	107.9	425
<b>Taylor, Devin (4)</b>	<b>Mt. St. Mary's</b>	<b>2/28</b>	<b>7</b>	<b>Grand Slam</b>	<b>106.4</b>	<b>389</b>
Dickerson, Korbyn (6)	Mt. St. Mary's	2/28	7	Solo	100.7	385
Gilbert, Ryan (1)	Mt. St. Mary's	2/28	8	2-Run	108.4	386
Denny, Hogan (1)	Stetson	3/1	5	Solo	103.7	374
Taylor, Devin (5)	Stetson	3/1	8	2-Run	100.3	385
Dickerson, Korbyn (7)	Mt. St. Mary's	3/2	6	3-Run	104.4	405
Wiggins, Andrew (1)	Northern Kentucky	3/4	5	2-Run	107.3	375
Schuyler, T.J. (1)	Penn State - 1	3/7	2	Solo	-	-
Taylor, Devin (6)	Penn State - 1	3/7	7	Solo	-	-
Denny, Hogan (7)	Penn State - 1	3/7	8	2-Run	-	-
Dickerson, Korbyn (8)	Penn State - 2	3/7	5	2-Run	-	-
Stadler, Jake (1)	Penn State - 2	3/7	8	3-Run	-	-
Hanley, Jake (1)	Ohio State - 1	3/14	3	2-Run	98.7	366
Wiggins, Andrew (2)	Ohio State - 1	3/14	4	2-Run	102.7	433
Hanley, Jake (2)	Ohio State - 1	3/14	5	2-Run	105.5	410
Dickerson, Korbyn (9)	Ohio State - 1	3/14	8	2-Run	95.6	377
Malamazian, Cooper (1)	Ohio State - 2	3/14	8	2-Run	101.2	366
Dickerson, Korbyn (10)	Ohio State	3/16	5	3-Run	105.7	373
Denny, Hogan (3)	Ohio State	3/16	5	2-Run	106.1	360
Taylor, Devin (7)	Evansville	3/18	7	Solo	99.3	350
Malamazian, Cooper (2)	Evansville	3/18	8	2-Run	98.3	415
Taylor, Devin (8)	UCLA	3/21	1	2-Run	104.2	421
Dickerson, Korbyn (11)	UCLA	3/21	3	Solo	109.4	407
Cerny, Tyler (2)	UCLA	3/21	4	2-Run	96.4	353
Hanley, Jake (3)	UCLA	3/22	9	Solo	102.5	394
Cerny, Tyler (3)	UCLA	3/23	9	Solo	102.2	354
Hanley, Jake (4)	Bellarmine	3/25	1	2-Run	104	-
Cerny, Tyler (4)	Bellarmine	3/25	1	Inside the Park	100.4	-
Taylor, Devin (9)	Bellarmine	3/25	2	Solo	110	407
<b>Malamazian, Cooper (3)</b>	<b>Bellarmine</b>	<b>3/25</b>	<b>4</b>	<b>Grand Slam</b>	<b>93</b>	<b>352</b>
Hanley, Jake (5)	USC - 1	3/28	1	2-Run	98.9	344
Wiggins, Andrew (3)	USC - 1	3/28	9	Solo	104.9	408
Cerny, Tyler (5)	USC - 2	3/28	2	3-Run	94.3	377
Hanley, Jake (6)	USC - 2	3/28	4	2-Run	109.9	427
Taylor, Devin (10)	USC	3/29	1	Solo	97.9	353
Dickerson, Korbyn (12)	USC	3/29	2	2-Run	107.9	404

Player (Total)	Opponent	Date	Inn.	Type	Exit Velo	Est. Distance
Dickerson, Korbyn (13)	USC	3/29	4	3-Run	96.5	378
Cerny, Tyler (6)	USC	3/29	4	2-Run	101	395
Hanley, Jake (7)	Michigan State - 1	4/7	2	Solo	105.6	402
<b>Koskie, Caleb (1)</b>	<b>Michigan State - 2</b>	<b>4/7</b>	<b>1</b>	<b>Grand Slam</b>	<b>99.1</b>	<b>371</b>
Cerny, Tyler (7)	Michigan State - 2	4/7	2	2-Run	97.6	378
Moore, Will (1)	Michigan State - 2	4/7	4	2-Run	97.3	410
Dickerson, Korbyn (14)	Michigan State - 2	4/7	5	2-Run	105	392
Dickerson, Korbyn (15)	Ball State	4/8	2	2-Run	107.8	380
Denny, Hogan (4)	Illinois	4/12	7	Solo	105.8	415
DeMartino, Tyler (1)	Illinois	4/13	7	Solo	110.8	406
Oliver, Jasen (2)	Indiana State	4/15	2	2-Run	105.6	424
Taylor, Devin (11)	Indiana State	4/15	6	Solo	100.4	354
Cerny, Tyler (8)	Indiana State	4/15	9	Solo	99.5	397
Malamazian, Cooper (4)	Maryland	4/18	8	2-Run	104.1	365
Dickerson, Korbyn (16)	Maryland	4/19	1	Solo	<b>112.2</b>	<b>478</b>
Taylor, Devin (12)	Maryland	4/19	3	Solo	109.3	414
Oliver, Jasen (3)	Maryland	4/19	6	2-Run	104.4	391
Hanley, Jake (8)	Maryland	4/20	5	Solo	105.1	398
Dickerson, Korbyn (17)	Maryland	4/20	6	2-Run	112.2	421
Hanley, Jake (9)	Maryland	4/20	6	Solo	90.8	346
Cerny, Tyler (9)	Maryland	4/20	6	Solo	100.4	401
Taylor, Devin (13)	Maryland	4/20	8	3-Run	105.4	403
Hanley, Jake (10)	Ball State	4/23	3	Solo	111.4	392
Hanley, Jake (11)	Evansville	4/30	2	Solo	-	-
Taylor, Devin (14)	Evansville	4/30	3	2-Run	-	-
Hanley, Jake (12)	Evansville	4/30	3	Solo	-	-
Stadler, Jake (2)	Abilene Christian	5/2	2	2-Run	98.9	416
Denny, Hogan (5)	Abilene Christian	5/2	6	2-Run	101.0	424
Denny, Hogan (6)	Abilene Christian	5/3	3	2-Run	93.2	349
Dickerson, Korbyn (18)	Abilene Christian	5/3	5	3-Run	103.8	402
Hanley, Jake (13)	Abilene Christian	5/3	5	Solo	102.9	387
Schuyler, T.J. (2)	Abilene Christian	5/4	6	2-Run	101.2	344
Brenczewski, Joey (3)	Abilene Christian	5/4	7	3-Run	106.9	361
Dickerson, Korbyn (19)	Purdue	5/11	2	3-Run	102.9	397
Wiggins, Andrew (4)	Purdue	5/11	7	Solo	98.6	367
Hanley, Jake (14)	Michigan	5/15	3	Solo	104.6	398
Stadler, Jake (3)	Michigan	5/15	6	Solo	101.1	400
Cerny, Tyler (10)	Michigan	5/16	3	Solo	97.2	379
Taylor, Devin (15)	Michigan	5/16	3	3-Run	105.6	453
Taylor, Devin (16)	Michigan	5/17	7	Solo	101.1	395
Taylor, Devin (17)	Rutgers	5/20	9	2-Run	-	-

## Top Exit Velo on a Home Run

- Korbyn Dickerson vs. Maryland (112.2)
- Korbyn Dickerson vs. Maryland (112.2)
- Jake Hanley vs. Ball State (111.4)
- Tyler DeMartino vs. Illinois (110.8)
- Devin Taylor vs. Bellarmine (110.0)

## Top Home Runs by Distance

- Korbyn Dickerson vs. Maryland (478 feet)
- Devin Taylor at Michigan (453 feet)
- Andrew Wiggins vs. Ohio State (433 feet)
- Jake Hanley vs. USC (427 feet)
- Korbyn Dickerson vs. Mount St. Mary's (425 feet)





BIG INNINGS

\*Five or more runs scored or allowed in a single inning

OFFENSE

Date	Opponent	Inn.	Batters	Runs	Hits	Errors	Final Score
2/28	Mount St. Mary's	2	8	5	5	0	W, 18-5 (8)
2/28	Mount St. Mary's	7	10	6	4	0	W, 18-5 (8)
2/28	Mount St. Mary's	8	10	5	4	1	W, 18-5 (8)
3/2	Mount St. Mary's	4	12	7	7	1	W, 20-7 (7)
3/2	Mount St. Mary's	6	10	5	4	1	W, 20-7 (7)
3/4	Northern Kentucky	5	9	6	4	0	L, 11-13
3/11	Indiana State	6	10	5	3	2	W, 9-4
3/16	Ohio State	5	11	7	3	1	W, 14-3 (7)
3/25	Bellarmine	1	10	5	6	0	W, 13-0 (7)
3/25	Bellarmine	4	10	5	3	0	W, 13-0 (7)
3/28	USC - 2	2	9	6	0	0	W, 13-6
3/29	USC	4	10	6	6	2	L, 12-13
4/7	Michigan State - 1	1	9	6	5	0	W, 14-2 (7)
4/7	Michigan State - 2	1	10	5	3	0	W, 18-2 (7)
4/7	Michigan State - 2	5	10	5	4	0	W, 18-2 (7)
4/8	Ball State	3	10	5	3	0	W, 7-5
4/12	Illinois	2	10	5	3	1	W, 12-3
4/18	Maryland	5	10	5	5	0	W, 7-6
4/20	Maryland	6	9	5	6	0	W, 15-5 (8)
4/20	Maryland	8	5	5	2	1	W, 15-5 (8)
4/23	Ball State	5	13	9	6	0	W, 14-4 (7)
4/30	Evansville	9	13	8	6	0	W, 14-6
5/3	Abilene Christian	5	10	7	5	0	W, 14-5
5/11	Purdue	2	8	5	1	0	W, 14-4 (7)
5/11	Purdue	7	9	6	5	0	W, 14-4 (7)

PITCHING

Date	Opponent	Inn.	Batters	Runs	Hits	Errors	Final Score
3/4	Northern Kentucky	4	9	5	5	0	L, 11-13
3/7	Penn State - 1	3	11	6	7	0	L, 9-15
3/7	Penn State - 1	4	10	7	3	0	L, 9-15
4/13	Illinois	2	9	5	5	0	L, 1-15 (7)
4/19	Maryland	2	11	6	6	1	L, 4-17 (7)
4/19	Maryland	3	12	8	3	0	L, 4-17 (7)
4/26	Iowa	7	6	5	1	0	L, 2-13 (7)

MISC. CAREER STATS

ACTIVE CAREER LEADERS (stats at Indiana)

Category	Player, Total
Games Played	Josh Pyne, 184
Games Started	Josh Pyne, 183
At-Bats	Josh Pyne, 741
Runs	Devin Taylor, 190
Hits	Devin Taylor, 226
Doubles	Josh Pyne, 58
Triples	Devin Taylor, 6
Home Runs	Devin Taylor, 53
Runs Batted In	Devin Taylor, 175
Walks	Devin Taylor, 124
Times Hit By Pitch	Tyler Cerny, 44
Stolen Bases	Tyler Cerny, 22
Pitching Appearances	Ryan Kraft, 82
Wins	Ryan Kraft, 12
Games Started	Ryan Kraft, 12
Innings Pitched	Ryan Kraft, 192.2
Strikeouts	Ryan Kraft, 195

STARTS BY SEASON - OFFENSE (all seasons of career)

Career Starts	'21	'22	'23	'24	'25	Total
Pyne, Josh	-	56	62	60	5	183
Cerny, Tyler	-	-	57	60	53	170
DeMartino, Tyler	25	55	43	9	1	134
Taylor, Devin	-	-	51	59	54	164
Stadler, Jake	-	12	13	44	27	96
Brenczewski, Joey	-	-	-	42	24	66
Oliver, Jasen	-	-	-	44	20	64
Dickerson, Korbyn	-	-	-	1	55	56
Hanley, Jake	-	-	-	-	55	55
Wiggins, Andrew	-	-	-	14	36	50
Malamazian, Cooper	-	-	-	-	45	45
Moore, Will	-	-	-	-	41	41
Denny, Hogan	-	-	-	-	38	38
Schuyler, T.J.	-	-	-	2	29	31
Koskie, Caleb	-	-	-	-	12	12

Transfer Notes

Jake Stadler played at Purdue (2022-23)  
Tyler DeMartino played at Xavier (2021-24)  
Korbyn Dickerson played at Louisville (2023-24)

STARTS BY SEASON - PITCHING (all seasons of career, D1 only)

Career Starts	'21	'22	'23	'24	'25	Total
Buhr, Drew	-	10	14	-	2	26
Seebold, Gavin	-	-	8	10	6	24
Haas, Pete	-	7	-	10	7	24
Kraft, Ryan	-	1	2	2	7	12
Yarberry, Jackson	-	-	-	4	5	9
Gilley, Cole	-	-	-	3	11	14
Grable, Ben	-	-	2	-	11	13
Swanson, Deron	-	-	-	-	4	4
Benes, Seth	-	-	-	2	-	2
Holderfield, Grant	-	2	-	-	-	2
Gubitosi, Anthony	-	-	1	1	-	2
Weisheit, Clayton	-	-	-	2	-	2
Decker-Petty, Aydan	-	-	-	1	1	2
Brummel, Henry	-	-	-	-	1	1

Transfer Notes

Drew Buhr pitched at Bellarmine (2021-23)  
Gavin Seebold pitched at Southern Indiana (2023-24)  
Pete Haas pitched at Stonehill (2022-24); Jackson Yarberry pitched at St. Louis (2024)  
Cole Gilley pitched at Indiana State (2021-24); Anthony Gubitosi pitched at Delaware (2023-24);  
Ben Grable pitched at Northwestern (2021-23)  
Clayton Weisheit pitched at Southern Indiana (2024)

### THE LAST TIME AN INDIANA TEAM...

Won 15+ Consecutive Games	18 - March 10-April 6, 2013
Won 10+ Consecutive Games	12 - February 28-March 22, 2015
Won 10+ Consecutive Big Ten Games	10 - March 28-April 25, 2014
Won 5+ Consecutive Big Ten Games	6 - May 5-14, 2023
Lost 5+ Consecutive Games	5 - May 16-23, 2021
Lost 5+ Consecutive Big Ten Games	5 - May 16-23, 2021
Swept a Three-Game Series	at Abilene Christian; May 2-4, 2025
at Home	Michigan State; April 6-7, 2025
on The Road	at Abilene Christian; May 2-4, 2025
Swept a Non-Conference Three-Game Series	at Abilene Christian; May 2-4, 2025
at Home	Ohio; April 21-23, 2023
on The Road	at Abilene Christian; May 2-4, 2025
Swept a Three-Game Big Ten Series	Michigan State; April 6-7, 2025
at Home	Michigan State; April 6-7, 2025
on The Road	at Northwestern; May 5-7, 2023
Was Swept in a Three-Game Series	at Iowa; April 25-27, 2025
at Home	Maryland; April 28-30, 2023
on The Road	at Iowa; April 25-27, 2025
Was Swept in a Three-Game Non-Conference Series	at Troy; March 11-13, 2022
at Home	Minnesota; April 22-23, 2011
on The Road	at Troy; March 11-13, 2022
Was Swept in a Three-Game Big Ten Series	at Iowa; April 25-27, 2025
at Home	Maryland; April 28-30, 2023
on The Road	at Iowa; April 25-27, 2025
Played An Extra-Inning Game	L, 1-2 (10 innings) - at Iowa; April 25, 2025
Won An Extra-Inning Game	W, 8-7 (10 innings) - vs. Ohio State - 2; March 14, 2025
Lost An Extra-Inning Game	L, 1-2 (10 innings) - at Iowa; April 25, 2025
Played Consecutive Extra-Inning Games	April 2 & 4, 2017; Nebraska (T, 1-1; 11 innings), Ball State (W, 3-2; 11 innings)
Played Three Consecutive Extra-Inning Games	March 15-17, 2011; vs. Jacksonville (W, 7-6; 10 innings), vs. UMass (W, 11-10; 11 innings), vs. Bucknell (L, 4-5; 10 innings)
Won Consecutive Games in Extra Innings	March 15-16, 2011; vs. Jacksonville (W, 7-6; 10 innings), vs. UMass (W, 11-10; 11 innings)
Won on a Walk-Off	W, 14-4 (run-rule) (F/7) - Purdue; May 11, 2025 <i>Cooper Malamazian RBI single in the seventh inning</i>
Won Consecutive Games Via A Walk-Off	March 14, 2025; Ohio State - 1 (W, 12-2 (8 inn.)), Ohio State - 2 (W, 8-7 (10 inn.))

### THE LAST TIME AN INDIANA PITCHING STAFF...

Threw a No-Hitter	McCade Brown (5 IP), Braydon Tucker (4 IP); Illinois, April 10, 2021
Held Opponent To 1 Hit	Minnesota; May 15, 2022
Held Opponent To 2 Hits	Purdue Fort Wayne; March 8, 2022
Struck Out 20+ Batters	21 - Xavier; February 15, 2025
Struck Out 15-19 Batters	16 - USC - 2; March 28, 2025
Did Not Issue A Walk	Rutgers; May 20, 2025
Shut Out An Opponent	vs. Purdue (8-0); May 9, 2025
at Home	vs. Purdue (8-0); May 9, 2025
on The Road	at Northwestern (4-0); May 5, 2023
Neutral Site Game	vs. Washington (1-0); March 18, 2019
Postseason Game	vs. Texas Southern (6-0); June 2, 2018 %
Back-To-Back Shutouts	2014 (Western Kentucky [1-0], Michigan State [7-0])
Three Straight Shutouts	March 24-26, 1988 (at Butler [14-0], at Rose-Hulman [10-0], at Rose-Hulman [2-0])
Four Straight Shutouts	April 6-10, 1937 (Carleton [8-0], DePauw [7-0], Miami (Ohio) [10-0], Miami (Ohio) [7-0])
Shut Out A Big Ten Opponent	vs. Purdue (8-0); May 9, 2025
at Home	vs. Purdue (8-0); May 9, 2025
on The Road	at Northwestern (4-0); May 5, 2023
Neutral Site	vs. Michigan (5-0); May 22, 2014 #

### HITTING TOTALS/STREAKS

MULTI-HIT GAMES	2	3	4	5+	'25	Career
Pyne, Josh	-	-	-	-	-	61
Taylor, Devin	16	7	-	1	24	72
Cerny, Tyler	11	2	1	-	14	51
DeMartino, Tyler	-	-	-	-	-	38*
Brenczewski, Joey	3	1	1	-	5	24
Oliver, Jasen	2	-	-	-	2	14
Stadler, Jake	5	2	-	-	7	19
Dickerson, Korbryn	9	12	1	-	22	23*
Wiggins, Andrew	7	2	-	-	9	12
Hanley, Jake	12	9	1	-	22	22
Malamazian, Cooper	15	3	1	-	19	19
Denny, Hogan	8	2	-	-	10	10
Schuyler, T.J.	6	-	-	-	6	6
Moore, Will	8	3	-	-	11	11
Koskie, Caleb	1	1	-	-	2	2

MULTI-RBI GAMES	2	3	4	5+	'25	Career
Taylor, Devin	15	3	2	1	21	60
Pyne, Josh	-	-	-	-	-	39
Cerny, Tyler	5	3	-	-	8	33
DeMartino, Tyler	-	-	-	-	-	25*
Brenczewski, Joey	1	3	1	-	5	15
Oliver, Jasen	3	1	1	-	5	13
Stadler, Jake	3	-	1	-	4	13
Wiggins, Andrew	4	2	-	-	6	10
Dickerson, Korbryn	6	4	6	3	19	19
Schuyler, T.J.	2	3	-	-	5	5
Hanley, Jake	9	2	2	1	14	14
Malamazian, Cooper	9	3	-	1	13	13
Denny, Hogan	4	3	-	-	7	7
Moore, Will	4	-	-	-	4	4
Gilbert, Ryan	1	-	-	-	1	1
Koskie, Caleb	-	1	-	1	2	2

HITTING STREAKS	'25 Long	Current	Career
Oliver, Jasen	2	-	13
Taylor, Devin	13	4	13
Pyne, Josh	-	-	12
Cerny, Tyler	9	8	12
Brenczewski, Joey	4	-	11
DeMartino, Tyler	2	-	8*
Hanley, Jake	10	2	10
Wiggins, Andrew	5	-	5
Stadler, Jake	5	-	5
Dickerson, Korbryn	9	-	9
Malamazian, Cooper	7	1	7
Schuyler, T.J.	4	1	4
Moore, Will	9	4	9
Denny, Hogan	4	1	4
Gilbert, Ryan	1	-	1
Koskie, Caleb	4	-	4

REACHED BASED	'25 Long	Current	Career
Pyne, Josh	1	-	40
Taylor, Devin	25	18	32
Cerny, Tyler	10	1	34
Brenczewski, Joey	9	-	19
Oliver, Jasen	7	-	14
DeMartino, Tyler	2	-	13
Stadler, Jake	8	1	20
Wiggins, Andrew	16	-	16
Dickerson, Korbryn	15	-	15
Hanley, Jake	11	6	11
Denny, Hogan	10	5	10
Moore, Will	18	18	18
Schuyler, T.J.	9	-	9
Malamazian, Cooper	8	3	8
Koskie, Caleb	8	-	8
Gilbert, Ryan	1	-	1
Decker, Cole	1	-	1

\* - Includes totals from previous school or previous season

### THE LAST TIME AN INDIANA OFFENSE..

Scored 40+ Runs	45 - Butler; April 11, 1896
Scored 30+ Runs	30 - IU-Southeast; April 30, 1997
Scored 25+ Runs	26 - Purdue; May 12, 2023
Scored 20+ Runs	20 - Mount St. Mary's; March 2, 2025
Scored 15-19 Runs	15 - Maryland; April 20, 2025
Scored 10+ Runs In An Inning	11 (7th inning) - Indiana State; March 21, 2023
Scored 9 Runs In An Inning	9 (5th inning) - Ball State; April 23, 2025
Scored 8 Runs In An Inning	8 (9th inning) - Evansville; April 30, 2025
Had 30+ Hits	N/A
Had 25+ Hits	25 - Purdue; May 12, 2023
Had 20+ Hits	22 - Penn State - 2; March 7, 2025
Had 20+ Hits in Back-to-Back Games	N/A
Had 9+ Home Runs	9 - at Maryland; March 30, 2019
Had 8+ Home Runs	8 - Purdue; May 12, 2023
Had 7+ Home Runs	8 - Purdue; May 12, 2023
Had 6 Home Runs	6 - Mount St. Mary's; February 28, 2025
Had 5 Home Runs	5 - Maryland; April 20, 2025
Hit Back-To-Back Home Runs	5th inning, Korbyn Dickerson (three-run) and Jake Hanley (solo) - Abilene Christian; May 3, 2025
Hit Back-To-Back-To-Back Home Runs	8th Inning, Jasen Oliver (two-run), Sam Murrison (solo) and Carter Mathison (solo) - Middle Tennessee; March 26, 2024
Had 3+ Triples	3 - vs. Valparaiso; March 2, 2008
Had 9+ Doubles	9 - Kentucky; March 15, 2022
Had 8+ Doubles	9 - Kentucky; March 15, 2022
Had 7 Doubles	7 - Penn State - 2; March 7, 2025
Had 6 Doubles	6 - Maryland; April 5, 2024
Had 15+ Walks	16 - Ball State; April 18, 2018
Had 10+ Walks	10 - Ball State; April 23, 2025
Had 10+ Stolen Bases	12 - Indiana State; April 18, 2006
Had 9+ Stolen Bases	9 - at North Florida; March 14, 2007
Had 8+ Stolen Bases	8 - Butler; February 28, 2023
Didn't Strikeout in a Game	Bellarmine; March 25, 2025
Had Two or Fewer Strikeouts	1 - Illinois; April 13, 2025
Was Shut Out	at Iowa (0-10, F/7) April 27, 2025
at Home	Penn State (0-3); April 5, 2019
on The Road	at Iowa (0-10, F/7) April 27, 2025
Neutral Site	vs. Oregon State (0-6); February 16, 2025

### NON-CONFERENCE BREAKDOWN

A breakdown of IU's non-conference opponents in 2025.

#### Non-Conference Opponents (as of May 18)

Team	RPI	Record
UNLV	134	31-22
Xavier	39	31-25
Oregon State	6	41-12-1
Fordham	179	25-31
Harvard	236	13-27
Northwestern	131	25-27
Stetson	70	37-19
Mount St. Mary's	235	23-27
Northern Kentucky	199	30-22
Indiana State	162	24-30
Evansville	266	17-37
Bellarmine	256	17-38
Louisville	29	35-20
Ball State	110	35-20
Abilene Christian	196	31-21

### THE LAST TIME AN INDIANA BATTER HAD..

Hit for the Cycle	Josh Phegley; Valparaiso, March 2, 2008
Walk-Off Hit	Cooper Malamazian (RBI single); Purdue (run-rule), May 11, 2025
Walk-Off Home Run	Devin Taylor (3-run HR); Maryland (run-rule), April 20, 2025
8+ At-Bats	8 - Jeremy Houston; Ball State, April 18, 2018
5 Hits	5 - Devin Taylor; Mount St. Mary's, March 2, 2025
4 Hits	4 - Jake Hanley; Evansville, April 30, 2025
2+ Hits In An Inning	Jake Stadler (top ninth; single and single); Evansville, April 30, 2025
6 Runs Scored	6 - Phillip Glasser; Purdue, May 12, 2023
5 Runs Scored	5 - Nick Mitchell; Maryland, April 5, 2024
4 Runs Scored	4 - Jake Hanley; Evansville, April 30, 2025
3+ Doubles	4 - Cooper Malamazian; Penn State - 2, March 7, 2025
2+ Triples	2 - Casey Rodriguez; College of Charleston, February 28, 2015
4 Home Runs	4 - Byron Bradley; Tri-State, March 5, 1992
3 Home Runs	3 - Grant Richardson; Maryland, March 30, 2019
2 Home Runs	2 - Jake Hanley; Evansville, April 30, 2025
Inside-The-Park Home Run	Tyler Cerny; Bellarmine, March 25, 2025
Pinch Hit Home Run	Joey Brenczewski (top seventh, 3-run HR); Abilene Christian, May 4, 2025
Leadoff Home Run (Top or bottom of 1st inning)	Devin Taylor; Michigan - 1, May 16, 2024
2+ HR In An Inning	Hunter Jessee (bottom sixth; solo HR & 3-run HR); Purdue, May 12, 2023
Hit a Grand Slam	Caleb Koskie; Michigan State - 2, April 7, 2025
A Walk-Off Grand Slam	Logan Kaletka; vs. South Alabama, February 18, 2018
10+ RBIs	Never
9+ RBIs	9 - Mike Smith; Milwaukee, March 1, 1992
8+ RBIs	8 - Jasen Oliver; Minnesota - 2, April 21, 2024
7+ RBIs	8 - Jasen Oliver; Minnesota - 2, April 21, 2024
15+ Total Bases	15 - Josh Phegley; Northwestern, March 24, 2007
10+ Total Bases	12 - Jake Hanley; Evansville, April 30, 2025
5+ Walks	5 - Logan Sowers; Ball State, April 18, 2018
4 Walks	4 - Devin Taylor; Fordham, February 22, 2025
3 Walks	3 - Devin Taylor; Purdue, May 11, 2025
4+ Stolen Bases	4 - Micah Johnson; Evansville, March 27, 2011
3 Stolen Bases	3 - Tyler Cerny; Butler, February 28, 2023

### THE LAST TIME AN INDIANA PITCHER HAD...

A Perfect Game	N/A
A No-Hitter	McCade Brown (5 IP), Braydon Tucker (4 IP); Illinois, April 10, 2021
A Complete Game No-Hitter	Mark Gramer (7 IP); Rose-Hulman, April 25, 1984
A Complete Game (9 Inn.)	Bradley Brehmer; vs. Illinois, May 27, 2022 #
A Complete-Game Shutout	Kyle Hart (9.0 IP); Georgia Southern, April 21, 2012
at Home	Kyle Hart (9.0 IP); Georgia Southern, April 21, 2012
on The Road	Tyler Tufts (7.0 IP); at Penn State, April 29, 2006
Neutral Site	Pauly Milto (9.0 IP); vs. Texas Southern, June 2, 2018 %
Big Ten Game	Tyler Tufts (7.0 IP); at Penn State, April 29, 2006
as a Freshman	Tyler Tufts (7.0 IP); at Penn State, April 29, 2006
Postseason Game	Pauly Milto (9.0 IP); vs. Texas Southern, June 2, 2018 %
16 Strikeouts	16 - McCade Brown; Penn State, March 13, 2021
15+ Strikeouts	16 - McCade Brown; Penn State, March 13, 2021
10+ Strikeouts	10 - Cole Gilley; USC - 2, March 28, 2025

### THE LAST TIME AN INDIANA DEFENSE HAD...

Turned 5+ Double Plays	6 - at Michigan State; May 17, 2008
Turned 4+ Double Plays	4 - vs. Texas A&M; June 3, 2018 %
Turned 3+ Double Plays	3 - at UCLA, March 22, 2025
Turned A Triple Play	vs. Radford; May 30, 2015 %
Had 5+ Errors	5 - vs. Louisville; April 1, 2025
Had 4 Errors	4 - vs. Xavier; February 15, 2025
Threw Out 4 Base Runners	4 - Northern Illinois; March 17, 2018
Threw Out 3 Base Runners	3 - at Texas; February 26, 2023





**BIG TEN TOURNAMENT**

### BIG TEN TOURNAMENT HISTORY

<b>1991</b> Columbus, Ohio vs. Minnesota: L, 11-15 vs. Northwestern: L, 9-10	<b>2012</b> Columbus, Ohio vs. Michigan State: W, 6-4 vs. Purdue: L, 0-3 vs. Michigan State: W, 4-3 vs. Purdue: L, 5-6
<b>1993</b> Battle Creek, Mich. vs. Ohio State: L, 2-3 vs. Purdue: W, 11-9 vs. Ohio State: L, 3-15	<b>2013 (Champions)</b> Minneapolis, Minn. vs. Minnesota: W, 4-2 vs. Ohio State: W, 11-3 vs. Nebraska: L, 6-7 vs. Nebraska: W, 4-3
<b>1996 (Champions)</b> University Park, Pa. vs. Illinois: W, 6-3 vs. Penn State: W, 6-2 vs. Illinois: L, 5-8 vs. Illinois: W, 6-4	<b>2014 (Champions)</b> Omaha, Neb. vs. Iowa: W, 5-2 vs. Michigan: W, 5-0 vs. Michigan State: W, 7-4 vs. Nebraska: W, 8-4
<b>2002</b> Minneapolis, Minn. vs. Iowa: W, 7-4 vs. Ohio State: L, 10-11 vs. Michigan State: L, 1-14	<b>2015</b> Minneapolis, Minn. vs. Michigan: L, 1-4 vs. Ohio State: W, 5-3 vs. Iowa: W, 10-2 vs. Maryland: L, 2-4
<b>2003</b> Minneapolis, Minn. vs. Michigan: L, 2-7 vs. Northwestern: W, 8-1 vs. Penn State: L, 4-8	<b>2016</b> Minneapolis, Minn. vs. Maryland: L, 3-5 vs. Nebraska: W, 6-2 vs. Maryland: L, 0-3
<b>2008</b> Ann Arbor, Mich. vs. Penn State: L, 1-6 vs. Ohio State: W, 10-8 vs. Illinois: W, 14-7 vs. Penn State: W, 11-8 vs. Purdue: L, 7-11	<b>2017</b> Bloomington, Ind. vs. Minnesota: L, 4-5 vs. Michigan: W, 5-4 vs. Minnesota: L, 8-9
<b>2009 (Champions)</b> Columbus, Ohio vs. Purdue: W, 9-1 vs. Minnesota: W, 12-3 vs. Ohio State: W, 13-3 vs. Minnesota: W, 13-2	<b>2018</b> Omaha, Neb. vs. Illinois: L, 1-7 vs. Michigan State: W, 6-5 vs. Illinois: L, 4-5
<b>2010</b> Columbus, Ohio vs. Northwestern: W, 5-0 vs. Minnesota: L, 8-10 vs. Purdue: L, 5-15	<b>2019</b> Omaha, Neb. vs. Iowa: L, 2-4 vs. Minnesota: L, 4-9

### SINGLE GAME INDIVIDUAL RECORDS - OFFENSE

#### AT BATS

1.	6	Pyne, Josh	vs. Ohio State	May 23, 2024
6		Mathison, Carter	vs. Maryland	May 28, 2022
6		Pyne, Josh	vs. Maryland	May 28, 2022
6		Gorski, Matt	vs. Michigan	May 25, 2017
6		Krupa, Alex	vs. Michigan	May 25, 2017
6		Lloyd, Matt	vs. Michigan	May 25, 2017
6		Sowers, Logan	vs. Michigan	May 25, 2017
6		Sabourin, Jerrud	vs. Minnesota	May 23, 2009
6		Hervey, Chris	vs. Ohio State	May 22, 2009
6		Crawford, Evan	vs. Minnesota	May 21, 2009
6		Lambert, Brian	vs. Minnesota	May 21, 2009
6		Jones, Kennard	vs. Ohio State	May 23, 2002
6		Marrs, Kenny	vs. Ohio State	May 23, 2002
6		Ramey, Jeff	vs. Minnesota	May 16, 1991
6		Smith, Mike	vs. Minnesota	May 16, 1991

#### RUNS SCORED

1.	4	Hervey, Chris	vs. Illinois	May 23, 2008
4		Phegley, Josh	vs. Illinois	May 23, 2008
3.	3	14 Times		
Last:		Cerny/Tibbitts	vs. Ohio State	May 23, 2024

#### HITS

1.	5	Hervey, Chris	vs. Ohio State	May 22, 2008
2.	4	Lloyd, Matt	at Minnesota	May 26, 2017
4		DeMuth, Dustin	vs. Ohio State	May 24, 2013
4		Rogers, Tyler	vs. Minnesota	May 27, 2010
4		Phegley, Josh	vs. Illinois	May 23, 2008
4		Wilson, Ethan	vs. Penn State	May 23, 2008
4		Calcaterra, Jeff	vs. Minnesota	May 16, 1991
4		Ramey, Jeff	vs. Minnesota	May 16, 1991
9.	3	39 Times		
Last:		Mathison, Carter	vs. Ohio State	May 23, 2024

#### RBIS

1.	6	Phegley, Josh	vs. Illinois	May 23, 2008
2.	5	Wilson, Ethan	vs. Penn State	May 23, 2008
5		Baughman, Matt	vs. Minnesota	May 16, 1991
3.	4	Gorski, Matt	vs. Mich. St	May 24, 2018
4		Sowers, Logan	vs. Iowa	May 22, 2015
4		Travis, Sam	vs. Ohio State	May 24, 2013
4		Hervey, Chris	vs. Minnesota	May 23, 2009
4		Rogers, Tyler	vs. Ohio State	May 22, 2009
4		Cox, Jeffrey	vs. Penn State	May 23, 2008
4		Orie, Kevin	vs. Minnesota	May 16, 1991
4		Oliver, Jasen	vs. Purdue	May, 22, 2024

#### DOUBLES

1.	2	Donley, Scott	vs. Mich. St	May 24, 2014
2		Travis, Sam	vs. Nebraska	May 26, 2013
2		DeMuth, Dustin	vs. Mich. St	May 26, 2012
2		Lambert, Brian	vs. Purdue	May 20, 2009
2		Spanos, Vasili	vs. Iowa	May 22, 2002

#### TRIPLES

1.	1	10 Times		
Last:		Mitchell, Nick	vs. Nebraska	May 25, 2024

#### HOME RUNS

1.	2	Phegley, Josh	vs. Illinois	May 23, 2008
2.	1	42 Times		
Last:		Taylor, Devin	vs. Rutgers	May 20, 2025

#### TOTAL BASES

1.	11	Phegley, Josh	vs. Illinois	May 23, 2008
2.	8	Cox, Jeffrey	vs. Penn State	May 23, 2008
3.	7	Lloyd, Matt	at Minnesota	May 26, 2017
7		Rogers, Tyler	vs. Minnesota	May 27, 2010
7		Travis, Sam	vs. Ohio State	May 24, 2013
7		Wilson, Ethan	vs. Penn State	May 23, 2008
7		Oliver, Jasen	vs. Purdue	May 21, 2024
7.	6	Nine Times		
Last:		Taylor, Devin	vs. Ohio State	May 23, 2024

#### WALKS

1.	3	Kaletha, Logan	vs. Mich. St	May 24, 2018
2.	2	16 Times		
Last:		Tibbitts, Brock	vs. Ohio State	May 23, 2024

#### HIT-BY-PITCH

1.	2	Jessee, Hunter	vs. Iowa	May 25, 2023
2		Means, Andrew	vs. Illinois	May 23, 2008
2		Stadler, Jake	vs. Nebraska	May 25, 2024
3.	1	48 Times		
Last:		Three Times	vs. Rutgers	May 20, 2025

#### SACRIFICE FLIES

1.	2	Basil, Michael	vs. Purdue	May 26, 2012
2		Oliver, Jasen	vs. Ohio State	May 23, 2024
2.	1	29 Times		
Last:		Tibbitts, Brock	vs. Nebraska	May 25, 2024





BIG TEN TOURNAMENT

## BIG TEN TOURNAMENT HISTORY

### 2022

Omaha, Neb.

vs. Maryland: L, 5-6

vs. Illinois: W, 8-1

vs. Maryland: W, 6-4

vs. Rutgers: L, 2-14

### 2023

Omaha, Neb.

vs. Illinois: W, 4-3

vs. Iowa: L, 4-9

vs. Michigan: L, 6-13

### 2024

Omaha, Neb.

vs. Purdue: W, 8-6

vs. Ohio State: W, 14-7

vs. Nebraska: L, 2-4

vs. Nebraska: L, 4-10

### 2025

Omaha, Neb.

vs. Rutgers: L, 3-8

vs. Iowa: TBD

## RECORD AGAINST OPPONENTS

Opponent	Record (Last Meeting)
Illinois	5-3 (2023)
Nebraska	3-3 (2024)
Michigan	2-3 (2023)
Purdue	3-4 (2024)
Iowa	3-2 (2023)
Ohio State	5-3 (2024)
Maryland	1-4 (2022)
Penn State	2-2 (2008)
Michigan State	4-1 (2018)
Minnesota	2-4 (2019)
Rutgers	0-2 (2025)
Northwestern	2-1 (2010)

## SINGLE GAME TEAM RECORDS - OFFENSE

### At Bats

1. 47	Michigan	May 25, 2017
2. 44	vs. Minnesota	May 21, 2009
44	vs. Ohio State	May 23, 2002
4. 43	vs. Maryland	May 28, 2022
5. 42	Four Times	
Last:	vs. Nebraska	May 25, 2013

### Runs Scored

1. 14	vs. Illinois	May 23, 2008
14	vs. Ohio State	May 23, 2024
2. 13	vs. Ohio State	May 22, 2009
13	vs. Minnesota	May 23, 2009
4. 12	vs. Minnesota	May 21, 2009
5. 11	Two Times	
Last:	vs. Ohio State	May 24, 2013

### Most Hits

1. 20	vs. Ohio State	May 23, 2002
2. 18	vs. Minnesota	May 21, 2009
18	vs. Minnesota	May 23, 2009
4. 17	vs. Ohio State	May 24, 2013
5. 16	Four Times	
Last:	vs. Ohio State	May 22, 2009

### RBIs

1. 14	vs. Ohio State	May 23, 2024
13	vs. Ohio State	May 22, 2009
13	vs. Illinois	May 23, 2008
3. 12	vs. Minnesota	May 21, 2009
4. 11	Three Times	
Last:	vs. Penn State	May 23, 2008

### Doubles

1. 7	vs. Minnesota	May 21, 2009
2. 6	vs. Purdue	May 20, 2009
3. 5	vs. Ohio State	May 22, 2008
5	vs. Ohio State	May 23, 2024
4. 4	Seven Times	
Last:	vs. Purdue	May 21, 2024

### Triples

1. 2	vs. Iowa	May 22, 2015
2. 1	Seven Times	
Last:	vs. Rutgers	May 20, 2025

### Home Runs

1. 3	vs. Illinois	May 23, 2008
3	vs. Ohio State	May 23, 2002
3. 2	Nine Times	
Last:	vs. Illinois	May 25, 2018

### Total Bases

1. 31	vs. Ohio State	May 23, 2002
2. 28	vs. Illinois	May 23, 2008
3. 25	vs. Minnesota	May 21, 2009
25	vs. Ohio State	May 24, 2013
5. 24	Three Times	
Last:	vs. Purdue	May 20, 2009

### Walks

1. 7	Five Times	
Last:	vs. Nebraska	May 26, 2013

### Hit-by-Pitch

1. 4	vs. Ohio State	May 23, 2024
2. 3	vs. Iowa	May 25, 2023
3	vs. Illinois	May 23, 2008
3	vs. Minnesota	May 23, 2009
3	vs. Rutgers	May 20, 2025

### Strikeouts

1. 16	vs. Maryland	May 25, 2016
2. 14	Michigan	May 25, 2017
14	Ohio State	May 20, 1993
4. 12	vs. Maryland	May 28, 2022
12	vs. Michigan State	May 24, 2002

### Sacrifice Flies

1. 2	Eight Times	
Last:	vs. Ohio State	May 23, 2024

### Sacrifice Hits

1. 3	at Minnesota	May 24, 2017
3	vs. Illinois	May 18, 1996
3. 2	Nine Times	
Last:	Michigan	May 25, 2017

### Stolen Bases

1. 3	vs. Illinois	May 23, 2008
3	at Minnesota	May 24, 2017
3	at Minnesota	May 26, 2017
4. 2	Eight Times	
Last:	vs. Iowa	May 25, 2023



## BIG TEN TOURNAMENT

### SINGLE GAME INDIVIDUAL RECORDS - PITCHING

#### Innings Pitched

1.	9	Brehmer, Bradley	vs. Illinois	May 27, 2022
	9	Coursen-Carr, Will	vs. Nebraska	May 26, 2013
	9	Leininger, Drew	vs. NW	May 26, 2010
	9	Tufts, Tyler	vs. Illinois	May 23, 2008
	9	Lewis, Josh	vs. NW	May 22, 2003
	9	Partenheimer, B.	at Penn State	May 16, 1996
	9	Scafa, Bob	vs. Ohio State	May 20, 1993
8.	8.1	McCombs, Chris	vs. Penn State	May 23, 2008
	8.1	Boyd, Kyle	vs. Illinois	May 18, 1996
10.	8	DeNato, Joey	vs. Iowa	May 21, 2014
	8	Martin, Chad	vs. Mich. St.	May 26, 2012

#### Hits Allowed

1.	11	McCombs, Chris	vs. Penn State	May 23, 2008
	11	Tufts, Tyler	vs. Illinois	May 23, 2008
3.	10	Otte, Zach	vs. Ohio State	May 23, 2002
4.	9	Fleenor, Doug	vs. Purdue	May 24, 2008
	9	Arnett, Eric	vs. Penn State	May 21, 2008
	9	Vitielliss, Nick	vs. Iowa	May 22, 2002
	9	O'Brien, Kevin	vs. Mich. St.	May 24, 2002
	9	Partenheimer, B.	at Penn State	May 16, 1996
	9	Boyd, Kyle	vs. Illinois	May 18, 1996
	9	Scafa, Bob	vs. Ohio State	May 20, 1993

#### Runs Allowed

1.	8	Carr, Matt	vs. Purdue	May 28, 2010
	8	Hoffman, Jonny	vs. Minnesota	May 27, 2010
	8	Fleenor, Doug	vs. Purdue	May 24, 2008
	8	Otte, Zach	vs. Ohio State	May 23, 2002
	8	Boyd, Kyle	vs. Illinois	May 18, 1996
6.	7	McCombs, Chris	vs. Penn State	May 23, 2008
	7	Tufts, Tyler	vs. Illinois	May 23, 2008

#### Earned Runs Allowed

1.	8	Carr, Matt	vs. Purdue	May 28, 2010
2.	7	Fleenor, Doug	vs. Purdue	May 24, 2008
3.	6	Modugno, John	vs. Rutgers	May 28, 2022
	6	Tufts, Tyler	vs. Illinois	May 23, 2008
	6	Behrens, Chris	vs. Michigan	May 21, 2003
	6	Cary, Jacob	vs. Mich. St.	May 24, 2002
	6	Mann, Todd	vs. Ohio State	May 22, 1993
	6	Scafa, Bob	vs. NW	May 17, 1991

#### Strikeouts

1.	10	Arnett, Eric	vs. Purdue	May 20, 2009
	10	Scafa, Bob	vs. Ohio State	May 20, 1993
3.	9	Bashore, Matt	vs. Minnesota	May 21, 2009
	9	DeNato, Joey	vs. Iowa	May 21, 2014
	9	Sharp, Reese	vs. Maryland	May 26, 2022
	9	Bothwell, Ty	vs. Nebraska	May 25, 2024
6.	7	Slegers, Aaron	vs. Minnesota	May 23, 2013
	7	Lewis, Josh	vs. NW	May 22, 2003

#### Chances

1.	16	Travis, Sam	vs. Mich. St.	May 26, 2012
2.	15	Serruto, Peter	vs. Maryland	May 26, 2022
	15	Travis, Sam	vs. Nebraska	May 25, 2014
4.	14	Schwarber, Kyle	vs. Iowa	May 21, 2014
	14	Travis, Sam	vs. Michigan	May 22, 2014
6.	13	Sabourin, Jerrud	vs. Ohio State	May 22, 2009
	13	Travis, Sam	vs. Nebraska	May 25, 2013
8.	12	Nine Times		
Last:		Stadler, Jake	vs. Nebraska	May 25, 2024

#### Putouts

1.	15	Travis, Sam	vs. Mich. St.	May 26, 2012
2.	14	Serruto, Peter	vs. Maryland	May 26, 2022
3.	13	Sabourin, Jerrud	vs. Ohio State	May 22, 2009
4.	12	Tibbitts, Brock	vs. Maryland	May 28, 2022
	12	Travis, Sam	vs. Mich. St.	May 24, 2014
	12	Travis, Sam	vs. Nebraska	May 25, 2013
	12	Mahar, Kevin	vs. Michigan	May 21, 2003
	12	Stadler, Jake	vs. Nebraska	May 25, 2024

#### Assists

1.	7	Cox, Jeffrey	vs. Penn State	May 21, 2008
	7	Houston, Jeremy	vs. Illinois	May 25, 2018
	7	Rogers, Tyler	vs. Penn State	May 23, 2008
	7	Wilhite, Brian	vs. Maryland	May 27, 2016
5.	6	Cox, Jeffrey	vs. Illinois	May 23, 2008
	6	Ramos, Nick	vs. Mich. St.	May 24, 2014
	6	Wilson, Ethan	vs. NW	May 26, 2010
	6	Malamazian, Cooper	vs. Rutgers	May 20, 2025

#### Walks

1.	6	Bashore, Matt	vs. Ohio State	May 22, 2008
	6	Decker-Petty, Aydan	vs. Ohio State	May 23, 2024
2.	5	Nine Times		
Last:		Saalfrank, A.	at Minnesota	May 26, 2017

### SINGLE GAME TEAM RECORDS - PITCHING

#### Innings Pitched

1.	13	Michigan	May 25, 2017
2.	11	vs. Michigan State	May 26, 2012
	11	vs. Maryland	May 28, 2022
4.	10.1	vs. Maryland	May 26, 2022
5.	10	Three Times	
Last:		vs. Michigan State	May 24, 2018

#### Hits Allowed

1.	21	vs. Ohio State	May 22, 1993
2.	19	vs. Michigan State	May 24, 2002
3.	19	vs. Michigan	May 26, 2023
	18	vs. Minnesota	May 16, 1991
5.	17	vs. Purdue	May 28, 2010

#### Runs Allowed

1.	15	vs. Purdue	May 28, 2010
	15	vs. Ohio State	May 22, 1993
	15	vs. Minnesota	May 16, 1991
4.	14	vs. Rutgers	May 28, 2022
	14	vs. Michigan State	May 24, 2002

#### Earned Runs Allowed

1.	15	vs. Purdue	May 28, 2010
	15	vs. Minnesota	May 16, 1991
3.	13	vs. Rutgers	May 28, 2022
4.	12	vs. Michigan State	May 24, 2002
	12	vs. Ohio State	May 22, 1993

#### Walks

1.	13	vs. Ohio State	May 23, 2024
2.	11	vs. Ohio State	May 22, 2008
3.	8	vs. Purdue	May 28, 2010
	8	vs. Purdue	May 21, 1993
5.	7	Four Times	
Last:		vs. Rutgers	May 28, 2022

#### Strikeouts

1.	18	vs. Maryland	May 26, 2022
	13	vs. Ohio State	May 23, 2024
3.	12	Michigan	May 25, 2017
	12	vs. Minnesota	May 21, 2009
5.	11	Four Times	
Last:		vs. Nebraska	May 25, 2024



### LAST WEEKEND IN REVIEW

#### Michigan (May 15-17)

Ray Fisher Stadium (Ann Arbor, Mich.)

#### Indiana at Michigan

Thursday, May 15th (W, 8-7)

- Gavin Seebold's ninth-inning save closed out the win.
- Jake Stadler hit a solo home run to extend the lead in the sixth.
- IU picked up its 30th win of the season.

#### Indiana at Michigan

Friday, May 16th (W, 8-1)

- IU won its first Big Ten road series of the year.
- Cole Gilley and Ben Grable allowed just one run in the game.
- Tyler Cerny had the go-ahead solo home run in the third inning.

#### Indiana at Michigan

Saturday, May 17th (L, 3-8)

- IU left the bases loaded three times in the Saturday defeat.
- Devin Taylor hit the 52nd home run of his career.
- The Hoosiers threw eight different pitchers.

### SCOUTS IN THE STANDS

There will be a heavy presence of scouts in the stands at Bart Kaufman Field this spring with a large amount of draft-eligible players on the IU roster.

#### Upperclassmen to Watch (likely to be MLB draft picks)

Devin Taylor	Cincinnati, Ohio
Tyler Cerny	Greenwood, Ind.
Ben Grable	Pasadena, Calif.
Aydan Decker-Petty	New Castle, Ind.
Drew Buhr	Austin, Ind.

#### Draft Eligible Sophomores (among impact starters)

Jasen Oliver	Almont, Mich.
Korbyn Dickerson	Jeffersonville, Ind.
Joey Brenzcwski	Fishers, Ind.

#### Top-10 Round MLB Draft Picks (under Jeff Mercer - at Indiana)

Round	Player (Team)
2	Matt Gorski (Pirates)
3	McCade Brown (Rockies)
3	Luke Sinnard (Braves)
4-C	Nick Mitchell (Blue Jays)
5	Jack Perkins (Athletics)
5	Carter Mathison (Phillies)
5	Connor Foley (Diamondbacks)
6	Andrew Saalfank (Diamondbacks)
6	Tanner Gordon (Braves)
7	Gabe Bierman (Marlins)
8	Craig Yoho (Brewers)
10	Phillip Glasser (Nationals)
10	Matt Litwicky (Red Sox)
10	Tommy Sommer (White Sox)

### SEASON NOTES

- Graduate student **Drew Buhr** spun four scoreless innings on Friday (Feb. 14) evening vs. UNLV. At the time, it was the fourth time in his last 10 outings – dating back to 2024 – that he's gone at least four innings while conceding zero runs. He followed that up by doing it again in a win over Northwestern (Feb. 24)

#### Buhr's Best Outings (at least 4.0 IP + 0 ER)

Northwestern (Feb. 24, 2025)	4.0 IP, 0 ER, 1 K
UNLV (Feb. 14, 2025)	4.0 IP, 0 ER, 5 K
Purdue (May 3, 2024)	4.2 IP, 0 ER, 3 K
Rutgers (April 27, 2024)	5.0 IP, 4 H, 0 ER, 4 K
Penn State (April 13, 2024)	4.1 IP, 3 H, 0 ER, 8 K

- Senior third baseman **Josh Pyne** made his fourth-straight start on Opening Day at third base. He's the fifth IU player – since 2014 – to start four-consecutive contests on the team's opening day. Before Pyne, former shortstop **Jeremy Houston** (2017-20) was the last to do it.

#### Four-Straight Opening Day Starts (since 2014)

Josh Pyne	2022-2025
Jeremy Houston	2017-2020
Ryan Fineman	2016-2019
Logan Sowers	2015-2018
Craig Dedelow	2014-2017

- Graduate student pitcher **Cole Gilley** recorded a career best 11 strikeouts against Xavier (Feb. 15). His previous career high (6), ironically, came against Indiana last year in a midweek contest.

His 11 strikeouts are the most on opening weekend by an IU pitcher since at least 2005. It was the most strikeouts by an IU pitcher in a non-conference game since **Luke Sinnard** in 2023 (13 – vs. Morehead State).

Over his first two starts of the season, Gilley recorded 15 strikeouts before conceding his first walk of the year.

#### Individual Strikeout Performances (in February - since 2005)

11	Cole Gilley vs. Xavier (Feb. 15, 2025)
11	Gabe Bierman vs. South Alabama (Feb. 22, 2020)
9	Matt Bashore at LSU (Feb. 23, 2008)
9	Pauly Mito at Tennessee (Feb. 22, 2019)

### SEASON NOTES

- **Jake Hanley** extended his hitting streak to 10 games to begin the season before his first hitless game. He became the first IU true freshman with a hit in each of his first 10 starts since **Paul Toetz** (13 starts – 2021) four years ago.

#### Hitting Streaks to Start Freshman Season (in starts - since 2021)

13	Paul Toetz (2021)
10	Jake Hanley (2025)
5	Tyler Cerny (2023)

- As a pitching staff, IU recorded 21 strikeouts across 10 innings of work against Xavier (Feb. 15, 2025). In records dating back to 2001, it matched a program single-game record (vs. Ball State – April 18, 2018). Under pitching coach Dustin Glant, IU has turned in seven different outings with at least 17 team strikeouts.

#### Team Strikeout Performances (since 2005)

21	Xavier (Feb. 15, 2025)
21	Ball State (April 18, 2018)
19	Ball State (April 4, 2012)
18	Penn State (March 13, 2021)
18	Middle Tennessee (March 26, 2024)
18	Maryland (May 26, 2022)

- Sophomore infielder **Jasen Oliver** hit a game-tying home run in the bottom of the ninth inning against Xavier (Feb. 15). He also had a two-run blast to kick start the scoring against Indiana State (April 15). In his career, he's had five game-tying or go-ahead home runs.

#### Clutch Home Runs (Jasen Oliver)

Home Run	Opponent (Date)	Type
2-Run	Indiana State (April 15, 2025)	Go-Ahead
3-Run	Xavier (Feb. 15, 2025)	Game-Tying
3-Run	Purdue (May 21, 2024)	Go-Ahead
3-Run	Michigan (May 17, 2024)	Go-Ahead
Solo	Nebraska (May 10, 2024)	Game-Tying



Graduate student pitcher **Cole Gilley**



### SEASON TRENDS AND NOTES

• IU has had a tough go of things in extra innings over the last two seasons. A win over Ohio State in March broke a four-game winless streak. But the Hoosiers have won just one of six games in extra innings since the beginning of 2024.

#### Extra Innings (since 2024)

Innings	Opponent (Date)	Result
10	Iowa (April 25, 2025)	L, 1-2
10	Ohio State (March 14, 2025)	W, 8-7
10	UNLV (Feb. 17, 2025)	L, 12-13
10	Xavier (Feb. 15, 2025)	L, 6-8
10	Nebraska (May 11, 2024)	L, 2-5
12	Ball State (April 24, 2024)	T, 7-7

• Junior outfielder **Devin Taylor** has been fantastic at taking free passes this season. Taylor is just shy of the conference lead in walks this year. He is third in program history with **120** walks.

#### Big Ten Leaders (Walks) (as of May 20th)

Rank	Player	Walks
1.	Brayden Martin (Maryland)	59
2.	Mason Neville (Oregon)	52
3.	Devin Taylor (Indiana)	51

• Following up on the note above, the Hoosiers have a whole have been one of the most patient teams in the conference. IU is third in the conference with **298** walks.

• From Feb. 17-23, 2025, the Hoosiers walked 10+ times in three-straight games. It was the first time since at least 2004 that had happened for the IU program.

#### Team Walks (three-straight games)

13	UNLV (Feb. 17)
14	Fordham (Feb. 22)
12	Harvard (Feb. 23)

• Redshirt sophomore **Korbyn Dickerson** has been on a tear since arriving in Bloomington. Head coach Jeff Mercer moved him into the top of the order where he has thrived as a counterpart to Devin Taylor.

• Dickerson has been one of the breakout players in the Big Ten and all of college baseball. Through games played on May 20th, he was top five in four different major league categories.

#### Big Ten Ranks (Korbyn Dickerson - as of May 20th)

Rank	Category	Number
1.	RBI's	77
T-2.	Total Bases	154
T-4.	Home Runs	19
5.	Hits	76

• Freshman first baseman **Jake Hanley** has firmly put his name in the discussion as a candidate for Big Ten Freshman of the Year. In fact, he probably has the best case of any position player.

• He ranks tops among first-year players in the league in multiple categories including hits and home runs. He also has one of the best averages while playing every game this year.

#### Big Ten Ranks (True Freshmen - as of May 17th)

Rank	Category	Number
1.	Hits	73
1.	Home Runs	14
1.	Runs Scored	48
1.	RBI's	52

• Freshman third baseman **Cooper Malamazian** had a night to remember in Indiana's 17-6 (F/8) win over Penn State on March 7th. He set an Indiana record - and matched a Big Ten record - with **4** doubles against the Nittany Lions.

• He is one of two players in conference history to have four doubles in a single game against a fellow Big Ten opponent. It was the first time in **19** years it had happened.

#### Big Ten Single Game Doubles Records (all-time)

4*	Al Waxman (USC) vs. Occidental, 1959
4	Brian White (Illinois) vs. Oklahoma City, 1982
4	Chris Herbert (Minnesota) vs. Michigan State, 2006
4	Cooper Malamazian (Indiana) vs. Penn State, 2025

\* USC wasn't in the Big Ten at the time this happened

• The Hoosiers pounded **6** home runs in a run-rule victory over Mount St. Mary's on February 28th. Korbyn Dickerson and Devin Taylor each hit two while Ryan Gilbert and Joey Brenzewski slugged one as well.

• Since head coach Jeff Mercer took over, it was the fourth time that IU has hit at least six home runs in one contest.

#### Team Home Runs (single game - since 2019)

9	Maryland (March 30, 2019)
8	Purdue (May 12, 2023)
6	Kentucky (March 15, 2022)
6	Mount St. Mary's (February 28, 2025)

• Jeff Mercer's squad put **20** runs on the board in a commanding 20-7 victory over Mount St. Mary's on March 2, 2025. The win involved 14 unanswered runs from the fourth inning on. It was the eighth game under his watch that IU has scored 20 runs in a game.

#### Team Runs Scored (single game - since 2019)

26	Purdue (May 12, 2023)
23	Minnesota (April 25, 2021)
23	Morehead State (March 16, 2023)
22	Penn State (April 2, 2023)
22	Butler (March 30, 2024)
20	Kentucky (March 15, 2022)
20	Mount St. Mary's (March 2, 2025)
20	Maryland (March 30, 2019)

• Redshirt sophomore outfielder **Korbyn Dickerson** is on a power tear to begin the season. He reached the 10 home run mark by the end of March. The last player to reach **10** home runs in a season at some point in the month of March was three years ago with Matthew Ellis. Dickerson just missed out on doing it in an equal number of games by two contests.

#### Quickest to 10 Home Runs (since 2022)

Games	Player (Home Runs)
18	Matthew Ellis (10)
20	Korbyn Dickerson (10)





### SEASON TRENDS AND NOTES

• Graduate student right-handed pitcher **Ben Grable** came up clutch when Indiana's pitching staff needed it most. He turned in consecutive starts of five innings while allowing just one run or less in each outing.

• It was the first time in nearly four years that the Hoosiers got a pair of such outings in back-to-back weeks from the same starting pitcher. Grable has turned into a no-doubt weekend arm going forward.

#### Consecutive Starts

- at least five innings pitched, one or fewer runs allowed -

**Ben Grable** **2025**  
Stetson (Feb. 28), Penn State (March 7)

**Gabe Bierman** **2021**  
Northwestern (April 18), Minnesota (April 25)

• Freshman third baseman **Cooper Malamazian** added to recent Indiana history when he recorded a four-hit game against Penn State in the second game of a doubleheader on March 7th.

• He became the sixth IU true freshman since 2022 to record a four-hit contest and the first to do it this season. First baseman **Jake Hanley** followed that up on April 30th (Evansville), becoming the seventh true freshman in that time span to have four hits in a game.

#### Four-Hit Games (True Freshmen - since 2022)

4	Jake Hanley at Evansville (April 30, 2025)
4	Cooper Malamazian at Penn State (March 7, 2025)
4	Andrew Wiggins vs. Butler (March 30, 2024)
4	Jasen Oliver vs. Middle Tennessee (March 26, 2024)
4	Tyler Cerny at Illinois (April 15, 2023)
4	Devin Taylor vs. Bellarmine (March 11, 2023)
4	Brock Tibbitts, 3x, Last at Michigan (May 8, 2022)

• As is the standard under Mercer, IU freshmen have produced from the jump in the lineup. **Five** position players get regular playing time with **Jake Hanley** having started every game this season.

#### True Freshmen Offensive Numbers (Indiana)

Hits	218
Home Runs	26
Doubles	47
Runs Scored	172
RBI's	141
Games Played	246
Games Started	191

• Head coach Jeff Mercer became the fastest coach in program history to reach **100** conference victories. He hit the mark in under seven full seasons and has maintained a standard of success in Bloomington.

#### Mercer Big Ten Notes (since 2019)

Avg. Big Ten Wins Per Year	14
First Big Ten Victory	March 22 vs. Iowa (W, 3-2)
100th Big Ten Victory	May 16 vs. Michigan (W, 8-1)

• The Indiana skipper helped see the Hoosiers sweep its first home Big Ten series of the year against Ohio State (March 14-16). They followed that up with another clean sweep of Michigan State (April 6-7).

• Those were the **9th** and **10th** sweeps of a conference opponent since taking over the helm of the program. This is the fourth different year (2019, 2021, 2023 and 2025) that IU has swept at least two Big Ten teams in the same season in Mercer's tenure.

#### Big Ten Sweeps (since 2019)

vs. Michigan State	April 6-7, 2025
vs. Ohio State	March 14-16, 2025
vs. Rutgers	April 26-28, 2024
vs. Purdue	May 12-14, 2023
at Northwestern	May 5-7, 2023
vs. Ohio State	March 25-26, 2023
vs. Minnesota	April 21-25, 2021
vs. Penn State	March 13-14, 2021
vs. Rutgers	May 16-18, 2019
vs. Iowa	March 22-24, 2019

• There have been **51** unique players hit a home run since Mercer became the head coach in 2019. Graduate student **Tyler DeMartino** became the most recent IU player to do so with a solo long ball against Illinois on April 13th.

#### Different Home Run Hitters by Year (since 2019)

2025	15
2024	15
2023	12
2022	12
2021	12
2020	4*
2019	13

• The Hoosiers had a prolific weekend in the series sweep of Ohio State (March 14-16). One thing that helped in the three wins was the fact that IU made **0** errors in any game on the weekend.

• It was the first time in six years that the program had gone errorless in all **three** games of a Big Ten weekend series.

#### Errorless in a Big Ten Series (since 2017)

vs. Ohio State	March 14-16, 2025
at Michigan	May 10-12, 2019
at Purdue	April 7-9, 2017

• IU's bats were on fire in a dominant 13-0 win over Bellarmine on March 25th. In fact they were so good that IU had **0** strikeouts in the entire game. It was the first time the program had done so through a contest in nearly **13** years.

#### Games Without a Strikeout (since 2007)

vs. Bellarmine	March 25, 2025
vs. Iowa	April 1, 2012
vs. Valparaiso	April 8, 2009
vs. Northwestern	May 10, 2008

• Freshman infielder **Cooper Malamazian** continued his hot start to the season with **6** RBIs in a victory over Bellarmine on March 25th.

• Fellow freshman **Caleb Koskie** followed that up with **6** RBIs in a win over Michigan State on April 7th. They are the fifth and sixth freshmen respectively in the Jeff Mercer era (since 2019) with at least six RBIs in a single game.

#### Six RBIs by a Freshman in One Game (since 2019)

8	Jasen Oliver at Minnesota (April 21, 2024)
7	Joey Brenzewski vs. Penn State (April 14, 2024)
6	Caleb Koskie vs. Michigan State (April 7, 2025)
6	Tyler Cerny vs. Ohio (April 22, 2023)
6	Cooper Malamazian vs. Bellarmine (March 25, 2025)
6	Grant Richardson at Maryland (March 30, 2019)



### SEASON TRENDS AND NOTES

• The Hoosiers worked a team **shutout** of Bellarmine on March 25th. It was IU's first shutout of an opponent since 2023. IU followed that up with a commanding 8-0 silencing of Purdue on May 9, 2025. It was IU's first shutout of the in-state rivals since 2014.

#### Team Shutouts (since 2022)

W, 8-0	Purdue (May 9, 2025)
W, 13-0	vs. Bellarmine (March 25, 2025)
W, 4-0	at Northwestern (May 5, 2023)
W, 2-0	vs. Iowa (April 8, 2023)
W, 12-0	vs. Minnesota (May 15, 2022)
W, 7-0	vs. Cincinnati (March 8, 2022)

• Graduate student pitcher **Cole Gilley** has been a revelation for the Hoosiers this season. His best attribute has been the ability to limit walks. He's one of nine pitchers with at least **70** strikeouts this season in the Big Ten. Of those pitchers, he's one of two with fewer than **20** walks.

#### Big Ten Strikeout to Walk Numbers (at least 70 strikeouts)

Caden Aoki (USC)	6.17 (74-12)
Joseph Dzierwa (Michigan State)	4.73 (104-22)
Cole Gilley (Indiana)	4.06 (73-18)

• Junior second baseman **Tyler Cerny** has gotten rolling at the plate in the month of May. He struggled for the first three months of the year but is seeing the ball well since the calendar flipped over.

#### Tyler Cerny Numbers (Offense)

During May	.412 (14-34), 11 R, 1 HR, 2 2B, 1 RBI
Before May	.261 (43-165), 41 R, 9 HR, 12 2B, 31 RBI

• The Hoosiers started **5** true freshmen in their offensive lineup in the second game of a doubleheader against Michigan State on April 7th. It was the first time in **13** years that IU had more than half of its offense as first-year players.

#### True Freshman Starters (Offense)

5	Michigan State - Game 2 (April 7, 2025)
	Eight Additional Occasions
5	Indiana State (April 11, 2012)

#### vs. Michigan State (April 7, 2025) - True Freshman Starters

- Jake Hanley (1B), Cooper Malamzian (SS), Will Moore (3B)
- Caleb Koskie (RF), Hogan Denny (DH)

• After a tough loss to USC in the series finale, IU was admittedly a little frustrated. However, the Hoosiers were in a similar point at this time last season and rallied to make the Big Ten Tournament semifinals and reach the NCAA Tournament.

• IU have started to get a trio of important arms (Jacob Vogel, Drew Buhr and Jackson Yarberry) back into the fold in the coming weeks. IU is also done with playing the new west coast schools in the regular season.

#### The Halfway Point

Stat	2024	2025
Record	14-14	15-13
RPI	110	101
Big Ten Record	1-2	6-6
Batting Average	.298	.310
Team ERA	7.05	5.87
Home Runs	37	50

• Freshman infielder **Cooper Malamzian** is also having a year to remember for the Hoosiers. He has taken over a starting spot on the left side of the infield and has really shined. He has double-digit doubles and could potentially break the IU single-season freshman record this season.

#### Season Doubles (Freshmen - IU history)

20	Josh Pyne (2022)
17	Cooper Malamzian (2025)

• Graduate student **Cole Gilley** provided back-to-back quality starts - by definition - in wins over Purdue and Michigan. It was just the third and fourth quality starts that IU had gotten all season. He's the first to record back-to-back starts of such caliber since early in 2024.

#### Back-to-Back Quality Starts (IU pitchers - since 2024)

2025	Cole Gilley vs. Purdue (May 11) & Michigan (May 16)
2024	Ty Bothwell vs. Butler (March 29) & Maryland (April 5)

• Freshman first baseman **Jake Hanley** has been on a tear through the halfway point of the 2025 season. Through the end of March, he led not only freshmen in hits but all Big Ten players in base knocks.

• A lot can happen along the way but Hanley is on track for one of the greatest freshman seasons in program history.

#### Season Hits (Freshmen - IU history)

88	Alex Dickerson (2009)
88	Jerrud Sabourin (2009)
85	Dustin DeMuth (2011)
77	Micah Johnson (2010)
74	Josh Pyne (2022)
74	Sam Travis (2012)
73	Jake Hanley (2025)

### KD'S SPECTACULAR SEASON

**Korbyn Dickerson** has come to Indiana and taken this season by storm. With roughly four weeks left in the year, Dickerson has a chance to put his name among the top-10 spots in most single season offensively categories.

#### Indiana Single Season RBI's List

Rank	Name	RBI's	Year
3.	Alex Smith	81	1986
4.	Josh Phegley	80	2008
5.	<b>Korbyn Dickerson</b>	<b>77</b>	<b>2025</b>

#### Indiana Single Season Hits List

Rank	Name	Hits	Year
8.	Dustin DeMuth	92	2013
	Kennard Jones	92	2002
	Dan Winters	92	1984
	<b>Korbyn Dickerson</b>	<b>76</b>	<b>2025</b>

#### Indiana Single Season Home Runs List

Rank	Name	HR	Year
6.	Carter Mathison	19	2022
	Craig Dedelow	19	2017
	Doug DeVore	19	1999
	<b>Korbyn Dickerson</b>	<b>19</b>	<b>2025</b>





### SEASON TRENDS AND NOTES

- The Hoosiers have had to play a lot of freshmen this season and they have produced at a high level. At times there have been five true freshmen in the starting lineup.
- Led by potential Big Ten Freshman of the Year - **Jake Hanley** - IU's freshmen have come through in just about every category. Here's how they stack up against every Power 4 team as of **May 18th**.

#### Hits (Power 4 Teams Only)

211	Indiana
183	TCU
183	Auburn
174	Georgia Tech

#### Games Played (Power 4 Teams Only)

241	Indiana
205	Tennessee
182	Georgia Tech

#### Games Started (Power 4 Teams Only)

187	Indiana
-----	---------

#### Runs Scored (Power 4 Teams Only)

171	Indiana
-----	---------

#### Doubles (Power 4 Teams Only)

47	Indiana
41	Auburn
35	Georgia Tech
34	TCU

#### RBI's (Power 4 Teams Only)

141	Indiana
136	Georgia Tech
112	Auburn
110	Tennessee
110	TCU

#### Home Runs (Power 4 Teams Only)

31	Georgia Tech
26	Indiana
26	Florida State
25	Tennessee

- Each of the last two years in May, IU has started to pitch the ball really well at the end of the regular season. The Hoosiers played nine regular season games in May and spun the ball at an exceptional rate. Pitching coach **Dustin Glant** and the staff has replicated that so far through six games.

#### May Pitching (Regular Season)

Stat	2024	2025
Record	5-4	7-2
Team ERA	3.16	3.58
Strikeouts	82	80
Walks	36	25
Batting Average Against	.204	.227
Games with 6-or-Fewer Runs	8	7

## THE BIG TEN STANDARD

Over the last 12 years, the Indiana Baseball team has been the standard of excellence in the Big Ten Conference and has set the expectation for player development and team production in the Midwest.

### Big Ten Regular Season Wins *(since 2016)*

145	Iowa
143	Indiana
142	Michigan
142	Nebraska
134	Maryland

### Big Ten Tournament Streak *(not contested in 2020 and 2021)*

12	Indiana
11	Michigan
10	Iowa
6	Illinois

### NCAA Tournament Appearances *(since 2013)*

8	Indiana
6	Maryland
6	Nebraska
5	Michigan

### NCAA Regional Finals *(since 1999, Big Ten years only)*

5	Michigan
5	Minnesota
4	Indiana
4	Maryland
4	Ohio State

### Big Ten Regular Season Titles *(since 2013)*

3	Indiana
2	Minnesota
2	Maryland
2	Nebraska
2	Illinois

## AWARD SEASON

*A list of awards for the 2025 season.*

### Weekly Awards

Cooper Malamazian	Big Ten Freshman of the Week (3/10)
Hogan Denny	Big Ten Freshman of the Week (3/17)
Jake Hanley	Big Ten Freshman of the Week (3/31)
Will Moore	Big Ten Freshman of the Week (4/21)
Jake Hanley	Big Ten Freshman of the Week (5/5)
Hogan Denny	Big Ten Freshman of the Week (5/19)

### Midseason Awards

Korbyn Dickerson	Perfect Game All-American (Midseason)
Devin Taylor	Perfect Game All-American (Midseason)
Devin Taylor	D1 Baseball All-American (Midseason)
Korbyn Dickerson	Baseball America B1G Player of Year (Midseason)
Jake Hanley	Baseball America B1G Player of Year (Midseason)

### Postseason Awards

Jake Hanley	Big Ten Freshman of the Year
	Big Ten All-Freshman Team
	Second Team All-Big Ten
Korbyn Dickerson	First Team All-Big Ten
	All-Big Ten Defensive Team
Devin Taylor	First Team All-Big Ten
Cole Gilley	Second Team All-Big Ten
Will Moore	Big Ten All-Freshman Team
Cooper Malamazian	Big Ten All-Freshman Team
Grant Holderfield	Big Ten Sportsmanship Award

## SEASON OPENING WEEKENDS

• Head coach Jeff Mercer has always gone tough on opening weekend. This year's didn't go as planned, dropping two contests with UNLV and one with Xavier and #7 Oregon State.

• Last year, after a close loss to No. 12 Duke and its ace Jonathan Santucci, IU responded by beating No. 18 Coastal Carolina and George Mason by a combined score of 16-5 to finish the weekend 2-1 in Myrtle Beach.

### Opening Weekends *(under Mercer)*

Year	Opponent	Record
2025	UNLV, Xavier, Oregon State	0-4
2024	Duke, Coastal Carolina, George Mason	2-1
2023	at Auburn	1-2
2022	at Clemson	0-3
2021	Big Ten Only Schedule	-
2020	at LSU	1-2
2019	at Memphis	2-1

## HOMEFIELD ADVANTAGE

• Bart Kaufman Field has been one of the finest midwest college baseball venues since it opened in 2013. The Hoosiers reached 200 all-time wins at Bart Kaufman Field after a 12-3 dominant victory over Penn State on April 14th, 2024.

• Since IU started playing its home games at "The Bart", it is 220-80-1. IU struggled last season at the start but figured it out down the stretch. The Hoosiers are scheduled to play 22 home games in 2025.

### Bart Kaufman Record *(opened in 2013)*

Year	Record
2025	14-8
2024	17-11
2023	26-4
2022	15-9
2021	14-6
2020*	3-2
2019	21-5
2018	21-5
2017	16-10-1
2016	19-6
2015	17-8
2014	18-3
2013	19-3
All-Time Wins	220

## NO DAYS OFF IN THE NON-CONFERENCE

• The Hoosiers have always opted to play a challenging non-conference schedule to boost its national resume. With the Big Ten expanding its conference schedule, IU was forced to turn back the dial a little.

• Still, head coach Jeff Mercer was able to find desirable, RPI-boosting opportunities for his veteran group.

### Tough Non-Conference Foes *(since Mercer arrived in 2019)*

Year	Opponents
2025	Oregon State, Stetson, Louisville, Cincinnati
2024	Duke, Alabama, Baylor, Arizona, Coastal Carolina
2023	Auburn, Texas, East Carolina
2022	Clemson, Arkansas, Stanford
2020	LSU, Ole Miss, East Carolina
2019	Tennessee, Coastal Carolina, Oregon State

## IMPACT FRESHMAN CLASS

• D1 Baseball named IU's freshman class as the No. 9 "Impact Class" in the country. Scattered among some of the best SEC and ACC programs, the Hoosiers have a chance to receive instant impact from a number of rookies.

• First baseman Jake Hanley and catcher/outfielder Hogan Denny are expected every day starters from the jump. Outfielder Cole Decker and infielder Cooper Malamazian are both expected to get some run as well. Pitchers Brayton Thomas and Henry Brummel will both feature on the mound.

## BOMBS AWAY

• IU's lineup is once again stacked with incredible power. **Devin Taylor** is the standard in the Big Ten. But Korbyn Dickerson, Jake Hanley and Tyler Cerny have all slugged the baseball here in 2025.

• The Hoosiers hit 83 home runs in 2024. They've followed that up already with 83 through this point in 2025. It is the **best** two-year span for home runs in program history.

### Most Home Runs *(in two-year span)*

Home Runs	Years
<b>171</b>	<b>2024-2025</b>
163	2018-2019
160	2023-2024
148	1985-1986
143	2017-2018



Redshirt junior pitcher **Pete Haas**



### THE MERCER ERA

The best 10 outputs from the Hoosiers since Jeff Mercer became the head baseball coach in 2019.

#### Offense

##### Runs

26	Purdue (May 12, 2023)
23	Minnesota (April 25, 2021)
23	Morehead State (March 16, 2023)
22	Penn State (April 2, 2023)
22	Butler (March 30, 2024)
20	Kentucky (March 15, 2022)
20	Maryland (March 30, 2019)
20	Mount St. Mary's (March 2, 2025)

##### Hits

25	Purdue (May 12, 2023)
23	Kentucky (March 15, 2022)
22	Purdue (April 10, 2022)
22	Penn State (March 7, 2025)
20	Morehead State (March 15, 2023)
20	Butler (March 30, 2024)
19	Iowa (May 19, 2022)
19	Maryland (April 5, 2024)
18	Penn State (April 2, 2023)
18	Illinois (April 15, 2023)
18	Ohio (April 22, 2023)
18	Canisius (March 15, 2019)
18	Maryland (March 30, 2019)
18	Mount St. Mary's (Feb. 28, 2025)
18	Mount St. Mary's (March 2, 2025)

##### Home Runs

9	Maryland (March 30, 2019)
8	Purdue (May 12, 2023)
6	Kentucky (March 15, 2022)
6	Mount St. Mary's (Feb. 28, 2025)
5	Indiana State (March 19, 2019)
5	Morehead State (March 16, 2023)
5	Ball State (April 16, 2019)
5	Butler (March 30, 2024)
5	Rutgers (April 28, 2024)
5	Michigan (May 17, 2024)
5	Maryland (April 20, 2025)

#### Pitching

##### Strikeouts

21	Xavier (Feb. 15, 2025)
18	Middle Tennessee (March 26, 2024)
18	Maryland (May 26, 2022)
18	Penn State (March 13, 2021)
17	Maryland (March 31, 2019)
17	Clemson (Feb. 18, 2022)
17	Illinois (May 18, 2021)
17	Iowa (April 8, 2023)
17	Michigan (May 17, 2024)

#### Team

##### Run Differential

+22	Minnesota (April 25, 2021)
+19	Butler (March 30, 2024)
+18	Morehead State (March 16, 2023)
+16	Michigan State (April 7, 2025)
+15	Purdue (May 12, 2023)
+15	Purdue (March 4, 2020)
+15	Maryland (March 30, 2019)
+15	Maryland (March 31, 2019)
+15	Ohio (April 22, 2023)

### MERCER STACKING UP WINS

- One of the best young coaches in the entire country, Mercer has continued a strong foundation of success in Bloomington. He recorded career win No. 250 against Purdue in the 2024 Big Ten Tournament.

#### Career Wins

Year (School)	Wins
2025 (Indiana)	31
2024 (Indiana)	33
2023 (Indiana)	43
2022 (Indiana)	27
2021 (Indiana)	26*
2020 (Indiana)	9*
2019 (Indiana)	37
2018 (Wright State)	39
2017 (Wright State)	38
Career	283

### A STRONG RUN OF SUCCESS

- Since making the College World Series in 2013, the Hoosiers have been the standard of success for winning baseball and player development in the Midwest.

- Across three different head coaches, and emphasized by current skipper Jeff Mercer, IU's level of talent and production hasn't faltered for over a decade in Bloomington.

#### Awards and Accomplishments (since 2013)

Freshman All-Americans	11
All-Americans	10
Big Ten Tournament Appearances	11
NCAA Tournament Appearances	8
Big Ten Pitchers of the Year	3

#### 40-Win Seasons (since 2013)

Season	Overall Wins	Big Ten Finish
2023	43	2nd
2018	40	5th
2014	44	1st
2013	49	1st

### COUNTDOWN TO 2,500

- A program built on historic excellence, the Hoosiers reached the 2,500-win threshold with a rivalry win over Purdue on May 11th, 2025. It also sealed a series victory against the Boilers.

#### All-Time Program Wins

Indiana Wins:	2,502
Benchmark victory came on May 11, 2025 vs. Purdue	

### NEVER HAVE WE EVER

Had a coach make three-straight NCAA Tournaments:

- In the past 15 years, the Hoosiers have made three-straight regionals. However, no one coach has done it himself. Now with back-to-back appearances, head coach Jeff Mercer could be the first to do so in program history.

Year	NCAA Regional
2025	-
2024	Knoxville Regional
2023	Lexington Regional

Seen a conference this big, this early:

- The Big Ten will turn to a 30-game slate, across 10 weekends, with the addition of four new programs. The conference will play with 17 teams, still working in a non-conference weekend, over the final 11 weeks of the year.

Note	Teams
New Opponents	vs. USC, at UCLA
First Big Ten Weekend	at Penn State (March 7-9)

#### Home Opponents:

Ohio State, USC, Michigan State, Maryland, Purdue

#### Away Opponents:

Penn State, UCLA, Illinois, Iowa, Michigan

Been this veteran, talented under head coach Jeff Mercer:

- There will be a lot of talent on this year's roster and some veteran arms and position players. Six players are going into their fifth/sixth year of college baseball while a lot of youngsters have games under their belt at this level.

Note	Number
RS-So./Jr./Sr./Gr.	23
Returning Starters (40+ Starts)	6



Outfielders Devin Taylor and Andrew Wiggins

### CHASING HISTORY

**Devin Taylor** has been an all-time great since making his way into the starting lineup as a freshman in 2023. Over the past three years, he's been a model of consistency for the Hoosiers.

Already the owner of the career home run record at Indiana, he will write his name in the record book of most offensive categories when it's all said and done this year. He's just been that good.

#### Indiana All-Time Hits List

Rank	Name	Hits	Years
13.	Matt Braughler	227	1993-96
14.	Chris Sigler	226	1982-85
	<b>Devin Taylor</b>	<b>226</b>	<b>2023-</b>

#### Indiana All-Time RBI List

Rank	Name	RBI	Years
6.	Alex Dickerson	181	2009-11
7.	Phil Dauphin	178	1998-2000
8.	Matt Braughler	175	1993-96
	<b>Devin Taylor</b>	<b>175</b>	<b>2023-</b>

#### Indiana All-Time Runs Scored List

Rank	Name	Runs	Years
6.	Jeff Stout	196	1985-88
7.	<b>Devin Taylor</b>	<b>190</b>	<b>2023-</b>

#### Indiana All-Time Walks List

Rank	Name	Walks	Years
1.	Mickey Morandini	168	1985-88
2.	Benji Clause	126	1997-2000
3.	<b>Devin Taylor</b>	<b>124</b>	<b>2023-</b>

### EXPERIENCE GALORE

Indiana boasts one of the most veteran outfielders in the entire country. Four of the six players have at least two years of college baseball under their belts while Devin Taylor started 50+ games a season ago.

#### Career Appearances (in college)

Josh Pyne	184
Tyler Cerny	173
Devin Taylor	169
Tyler DeMartino*	162
Jake Stadler*	138
Joey Brenzczewski	88
Andrew Wiggins	78

\*began career elsewhere

### THE DT FILE

• There's no question about it - Devin Taylor will go down as one of the best players in program history. A mixture of pure power and incredible bat speed has made him one of the nation's most dangerous hitters.

• Heading into his draft year in 2025, Taylor will have no shortage of attention on him. He, along with a strong core of players, will help attempt to carry the Hoosiers to a third-straight NCAA Tournament.

#### Preseason Looks for Devin Taylor (honors and outlet)

- Perfect Game - Second Team All-American
- Perfect Game - Big Ten Player of the Year
- Perfect Game - All-Big Ten
- Baseball America - Big Ten Player of the Year
- D1 Baseball - Second Team All-American
- D1 Baseball - Big Ten Player of the Year
- Golden Spikes Watch List

### BIG POWER

• Armed with a powerful left-handed swing, Taylor has mashed his way up the record book. He took over the program record for home runs in a game against Maryland on April 19th. Anything from this point on is adding to the tally that will stand for a long time.

#### Career Home Runs

Rank	Player	Home Runs
1.	<b>Devin Taylor</b>	<b>53</b>
2.	Alex Dickerson	47
	Mike Smith	47
	Mike Sabo	47

### ALL-AROUND THREAT

• Taylor has flashed his ability to be productive in a number of different ways. Not only can he hit home runs, he was also the team leader in batting average in 2024.

#### All-Time Offensive Numbers (program history)

45+ Home Runs, 200+ Hits, 40+ Doubles, 150+ RBI

Player	HR	H	2B	RBI
Mike Sabo	47	257	54	231
Alex Dickerson	47	266	44	181
Devin Taylor	53	226	37	175

• He is the first Hoosier with the following stat line (70 H, 50 RBI, 15 HR, 10 2B, 10 SB, 20 BB) in a single season since 2005.

Devin Taylor (2025)	77 H, 62 RBI, 17 HR, 13 2B, 12 SB, 51 BB
Joe Kemp (2005)	72 H, 63 RBI, 10 HR, 12 2B, 12 SB, 23 BB

### CERNY'S STOCK RISES

• Tyler Cerny enjoyed a fantastic breakout season as a sophomore in 2024. His transition to the full time shortstop came with expected bumps but his offensive production never faltered and his defense improved over the course of the season.

• Cerny is starting to get going in the 2025 season and has made a big impact over the past month of the year.

### IMPROVEMENT IS KEY

• Albeit a good freshman season in 2023, his sophomore campaign in 2024 was that much better. The offensive numbers helped him become a Third Team All-Big Ten selection for the Hoosiers.

Stat	2023	2024
Batting Average	.276	.315
Hits	61	81
Doubles	9	24
RBI	43	60
Runs	47	60

### KEEP THE NUMBERS GOING

• The production for Tyler Cerny was unmatched in 2024, helping the Hoosiers at every spot in the lineup. In fact, his all-around season was so good; it hadn't been done since 2008

#### Single Season Wrecking Crew (since 2008)

80+ hits, 60+ RBI, 20+ doubles, 10+ home runs

Player	H	RBI	2B	HR
Tyler Cerny (2024)	81	60	24	10
Josh Phegley (2008)	98	80	20	15

### CHASING HISTORY TOGETHER

• Not only college teammates, Cerny and Taylor spent the summer playing with the Coutit Kettleers in the Cape Cod League. Now back in Bloomington, the two are chasing a bit of history.

• Cerny and Taylor could be the first pair of teammates from the same recruiting class to reach 200+ career hits since Kyle Schwarber and Sam Travis (2012-14). Josh Pyne and Brock Tibbitts fell just short last year with Tibbitts finishing on 199 career base knocks.

#### Career Three-Year Duos with 200+ Hits

(same high school recruiting class - since 2000)

First Season	Teammates
2012	Kyle Schwarber (238)/Sam Travis (236)
2023	Devin Taylor (226)/Tyler Cerny (199)



Juniors **Tyler Cerny** and **Devin Taylor**

## TEAM PRODUCTION

Over the last two seasons, the Hoosiers have been an offensive juggernaut. The goal when head coach **Jeff Mercer** took over the program was to build an offense that not only could hit for average, but could leverage power to all parts of the ballpark.

IU has put up top-10 marks in multiple offensive categories and will have a potent attack in 2025 to add to those impressive program marks.

### Runs Scored

Program Season Rank	Runs	Year
	454	2025
5th	482	2024
4th	486	2023

### Hits

Program Season Rank	Hits	Year
	564	2025
7th	624	2024
6th	655	2023

### Home Runs

Program Season Rank	HR	Year
	89	2025
3rd	83	2024
6th	77	2023

### Doubles

Program Season Rank	Doubles	Year
	108	2025
1st	140	2024
t-4th	131	2023

## EXTREME DEPTH IN THE FIELD

• Jeff Mercer added some offensive firepower to an already potent offense. Transfer portal additions Korbyn Dickerson (Louisville) and Tyler DeMartino (Xavier) add versatility and veteran presence.

• Top prep bats Hogan Denny (Mooresville, Ind.) and Jake Hanley (Mason, Ohio) will get looks among the top freshman position players in the entire conference.

• Add those four to a lineup that returns juniors Devin Taylor and Tyler Cerny and sophomores Andrew Wiggins and Jasen Oliver and Mercer has some serious firepower to pick from.

## THE NEXT GREAT FIRST BASEMAN

• There has been a great history over the past 20 years in talented first basemen to play at Indiana. Chief among that list is former big leaguer Sam Travis and Jerrud Sabourin - the career leader in hits at IU.

• Jake Hanley figures to be next in line to join those players. He's started every game at first base this year and has quickly found his groove at the plate. He was named the **2025 Big Ten Freshman of the Year**.

### First Year Numbers (Jake Hanley)

Batting Average	.340 (73-215)
Hits	73
Runs	48
RBI's	52
Doubles	9
Home Runs	14

## UNDER-THE-RADAR

• Among qualified hitters in the Big Ten, not many players have a better on-base percentage than freshman third baseman **Will Moore**. He has made such an impact that the coaching staff moved him into the leadoff spot against Maryland on April 20th.

### Moore's Line

2025	.328, 43 H, 34 BB, 17 HBP, .514 OBP
------	-------------------------------------

• Freshman shortstop **Cooper Malamazian** has had to take on a bigger load than expected with an injury to Josh Pyne and the struggles of Tyler Cerny and Jasen Oliver. He continues to produce though, helping anchor the bottom half of IU's lineup.

### Malamazian's Line

2025	.321, 54 H, 17 2B, 4 HR, 40 RBI, 17 BB, .518 SLG
------	--

## EVERYONE IN ON THE ACTION

• IU has need contributions from every offensive player as Jeff Mercer tries to figure out his preferred lineup. Only two position players (Dickerson and Hanley) have started all 54 games.

• The Hoosiers have had 11 different players appear in at least 35 contests. 15 different players have made at least one start this year. IU has played **50 of the last 51** games with Devin Taylor and Korbyn Dickerson batting back-to-back in the order.

## EARLY FRESHMAN PRODUCTION

• With Jake Hanley having reached double-digit home runs, it has been four-straight seasons that IU has had at least one true freshman hit 10+ home runs. Jasen Oliver reached that mark in the final at-bat of his 2024 season and Hanley reached the threshold in April of 2025

### Home Runs by True Freshmen (last four seasons)

Year	Player	Home Runs
2025	Jake Hanley	14
2024	Jasen Oliver	10
2023	Devin Taylor	16
	Tyler Cerny	10
2022	Carter Mathison	19

## GILBERT'S EMOTIONAL HOME RUN

• Nobody on IU's roster has been through more than Ryan Gilbert. He originally enrolled in Bloomington for the 2021-22 school year (2022 season). But he left before the season started after coming down with an illness.

• He missed more than two years of baseball while recovering to full health. He played briefly at a junior college and then reenrolled at Indiana this past August. In his first career at-bat for IU, he smashed a two-run home run against Mount St. Mary's (Feb. 28).

## FREE IS FREE

• Junior infielder **Tyler Cerny** broke one of the more peculiar school records on April 8th against Ball State. He was hit by his **39th** career pitch, taking over the top spot in program history for hit-by-pitches. He's been hit by at least 12 in all three of his collegiate seasons.

### Career Hit by Pitches (available records)

Rank	Player	HBP
1.	<b>Tyler Cerny</b>	<b>44</b>
2.	Chris Hervey	38
3.	Dustin DeMuth	32

## IMPROVING IN BLOOMINGTON

There is a long list of IU players that have transferred to Bloomington from another school and found immediate success. Over the past few years, IU has found gems in the transfer portal and blossomed them into All-Big Ten caliber players.

### Luke Sinnard (Western Kentucky to Indiana)

Stat	2022	2023
ERA	7.18	4.27
Strikeouts	28	114
Innings Pitched	26.1	86.1

### Jake Stadler (Purdue to Indiana)

Stat	2023	2024
Batting Average	.034	.278
Hits	1	42
RBI's	4	27

### Drew Buhr (Bellarmine to Indiana)

Stat	2023	2024
ERA	8.12	3.31
Batting Average Against	.307	.228
Earned Runs	68	18

### Korbyn Dickerson (Louisville to Indiana)

Stat	2024	2025
Batting Average	.276	.318
Hits	4	76
Home Runs	0	19



Redshirt sophomore outfielder Korbyn Dickerson



STATS AND NOTES

**Ryan Kraft** has enjoyed an up-and-down career but has seemed to regain his 2023 form that earned him All-Big Ten honors. Heading into his senior season, he stacks up among some of the program's best talent.

Indiana All-Time Appearances

Rank	Name	App.	Years
1.	Ryan Halstead	105	2011-15
2.	Chris Squires	89	2007-10
3.	Luke Harrison	87	2012-15
4.	<b>Ryan Kraft</b>	<b>82</b>	<b>2022-</b>
5.	Scott Effross	81	2013-15

Indiana Career Strikeouts

Rank	Name	K's	Year
12.	Gary Sargent	198	1966-68
13.	Brad Edwards	195	1999-2001
	<b>Ryan Kraft</b>	<b>195</b>	<b>2022-</b>

HOMEGROWN HOOSIERS

IU will have a big collection of talented arms that were born and raised in the state. **Aydan Decker-Petty** and **Jacob Vogel** are two guys that have stayed home and improved massively on the mound.

Indiana Natives (Pitchers)

Brayton Thomas	Fort Wayne, Ind./Bishop Dwenger
Jacob Vogel	North Vernon, Ind./Jennings County
Drew Buhr	Austin, Ind./Austin
Aydan Decker-Petty	New Castle, Ind./New Castle
Clayton Weisheit	Ferdinand, Ind./Forest Park
Cole Gilley	Columbus, Ind./Columbus East
Gavin Seebold	Jeffersonville, Ind./Jeffersonville
Deron Swanson	Fort Wayne, Ind./Snider
Will Eldridge	Cutler, Ind./Fort Wayne Carroll
Micah Vessely	Greenwood, Ind./Greenwood

ATM

The motto for IU's pitching staff this season has been **ATM - Aggressive, Tough and Mean**. Pitching coach Dustin Glant emphasized the need to get ahead in counts and attack the hitters on their back foot.

For the most part, IU has been wildly improved on the mound. The Hoosiers lost three arms to the draft and saw an additional high school recruit on the mound get picked.

With some key additions from the transfer portal, IU has found some immense success on the mound and has set the team up to win games this year. No one has been better than **Ryan Kraft** over the last two months in this aspect.

Overall (Ryan Kraft)

Stat	Note
Appearances/Starts	20/7
ERA	4.31
Strikeout-to-Walk Ratio	55-15

Since the PSU Series (Ryan Kraft)

Stat	Note
Appearances/Starts	16/7
ERA	3.70
Strikeout-to-Walk Ratio	45-11

SPLITTING UP THE INNINGS

• IU has turned back to splitting up innings and appearances among some of its top arms to find more ways to win ballgames. Instead of seven innings up front, **Gavin Seebold** and **Cole Gilley** might split those innings between two-or-three contests to ensure IU's best chance to win.

Solid Arms

Player	Stats
Gavin Seebold	3-5, 55.2 IP, 49 K, 7.28 ERA
Ben Grable	4-3, 53.1 IP, 60 K, 4.56 ERA
Cole Gilley	9-3, 62.2 IP, 73 K, 3.88 ERA
Pete Haas	1-2, 33.2 IP, 33 K, 4.01 ERA
Drew Buhr	0-1, 22.2 IP, 19 K, 1.99 ERA
Ryan Kraft	3-2, 62.2 IP, 55 K, 4.31 ERA

BUHR IS BACK

• IU's bullpen got a much needed boost when graduate student Drew Buhr earned a medical waiver and received his extra year of eligibility. He turned it on down the stretch and became a shutdown reliever for the Hoosiers.

• Buhr had thrown **9.2** scoreless innings before the sixth inning at Penn State on Sunday, March 9th. In the opening two weeks, (Feb. 24 - March 2), he collected two saves and helped IU go 3-0 in games he pitched.

Indiana Statistics

2025	0-1, 1.99 ERA, 19 K, 22.2 IP, 7 BB
2024	2-2, 3.31 ERA, 48 K, 49.0 IP, 17 BB

Last 9 Appearances (2024)

• 34.2 IP, 10 ER, 27 K, 8 BB

SITUATIONAL IMPACT

• The Hoosiers went deep in the transfer portal to replace some graduating arms and some drafted talent. Along with a good freshman class and returning pitchers from injury, IU has gotten some production from some under-the-radar arms this season.

Under-the-Radar Arms (2025 stats)

Player	Stats
Deron Swanson	2-2, 6.75 ERA, 16 K, 14.2 IP
Grant Holderfield	3-0, 7.61 ERA, 24 K, 23.2 IP

GETTING ARMS TO CAMPUS

• With the draft more focused on pitching than ever, getting your top prep pitchers to campus is a massive focus. IU only lost one prep player to the draft and received a reaffirmation from some of the top high school players in the country.

Prep Arms Arriving in Bloomington (Pitchers)

Player	National Rank/Notes
Brayton Thomas (LHP)	171
Caleb Koskie (LHP)	443
Henry Brummel (RHP)	20th Round Pick
Trey Telfer (RHP)	500+

BULLPEN CLUTCH PERFORMANCES

• The Hoosiers have already benefited from some big performances on the bump early in the season. To fill innings in 54 regular season games, it takes a village. IU has maintained an earned run average of just above 5.70 this year while limiting walks.

Cole Gilley

March 14 (Ohio State)	2.0 IP, 0 H, 3 K
March 21 (UCLA)	4.2 IP, 2 H, 1 ER, 6 K
April 12 (Illinois)	5.1 IP, 3 H, 1 R, 7 K

Grant Holderfield

March 28 (USC)	2.2 IP, 3 H, 1 R, 0 ER, 5 K
----------------	-----------------------------

Gavin Seebold

March 23 (UCLA)	4.1 IP, 4 H, 1 R, 0 ER
May 3 (Abilene Christian)	3.0 IP, 1 H, 0 R, 5 K

Drew Buhr

March 2 (Mount St. Mary's)	3.0 IP, 0 H, 4 K
Feb. 14 (UNLV)	4.0 IP, 2 H, 0 R, 5 K

Ben Grable

May 16 (Michigan)	3.0 IP, 0 H, 0 R, 6 K
-------------------	-----------------------

Pete Haas

March 18 (Evansville)	2.0 IP, 1 H, 4 K
-----------------------	------------------

Deron Swanson

April 8 (Ball State)	4.1 IP, 4 H, 0 R, 3 K
----------------------	-----------------------



Senior pitcher **Ryan Kraft**





## BART KAUFMAN FIELD

### Bart Kaufman Field Dedication: April 27, 2013

Capacity: 2,500

On August 19, 2011, the Indiana University Board of Trustees approved plans for a new baseball–softball complex. These new fields would be located just north of Assembly Hall, near the intersection of the 45/46 bypass and Fee Lane.

The new baseball field would replace Sembower Field, which had been the Hoosiers' home field since 1951. On February 15, 2012, Indiana University announced that the new baseball field would be named after Bart Kaufman, CEO of the Indianapolis-based Kaufman Financial Corporation, and an Indiana baseball alumnus. This announcement came after Kaufman pledged \$2.5 million to the construction of a new stadium.

Construction began on Bart Kaufman Field in May 2012, and was finished in March 2013; the stadium was formally dedicated on April 27 of that year. The Hoosiers' first game in the stadium was March 20, 2013, with a 15–1 win over Miami University.

On December 19, 2017, Indiana University Athletics announced plans to install an LED video scoreboard, beyond the outfield wall. The size of the new scoreboard is estimated to be 26.8 feet (8.16 m) high by 48.7 (14.84 m) feet wide.

Installation of the new scoreboard was completed prior to the start of the 2018 season, with it being utilized for the Hoosiers' home opener on March 6, 2018, against Cincinnati.

The facility has a clubhouse and locker room, training area and team rooms, indoor and outdoor hitting cages, turf field, press box, lights for night play, bench and stadium chair seating, entry plaza, picnic area, concessions and restrooms.

The stadium hosted an NCAA Regional in its first two years of existence; it marked the first two times the IU baseball program has played tournament games on campus. Bart Kaufman Field hosted its first Big Ten baseball tournament from May 24 to 28, 2017.

## RECORDS


### BART KAUFMAN FIELD ATTENDANCE RECORDS (all games)

Rank	Attendance	Opponent	Date
1.	4,312	Stanford\$	5/31/14
2.	4,125	Youngstown State\$	5/30/14
3.	3,862	Purdue	5/4/14
4.	3,661	Purdue	5/3/14
5.	3,524	Stanford\$	6/1/14
6.	3,328	Rutgers	4/11/14
7.	3,248	Minnesota	5/17/14
8.	3,214	Austin Peay\$	6/2/13
9.	3,193	Ohio State	5/15/15
10.	3,101	Morehead State	4/12/14
11.	3,077	Louisville	5/16/17
12.	3,045	Valparaiso	5/31/13
13.	3,003	Purdue	5/2/14
14.	2,969	Penn State	4/6/19
15.	2,961	Michigan State	4/19/14
16.	2,918	Illinois	5/13/16
17.	2,911	Cal State Fullerton	3/15/15
18.	2,882	Kentucky	5/8/18
19.	2,813	Rutgers	4/2/15
20.	2,783	Xavier	5/7/17

### BART KAUFMAN FIELD ATTENDANCE RECORDS (Big Ten only)

Rank	Attendance	Opponent	Date
1.	3,862	Purdue	5/4/14
2.	3,661	Purdue	5/3/14
3.	3,328	Rutgers	4/11/14
4.	3,248	Minnesota	5/17/14
5.	3,193	Ohio State	5/15/15
6.	3,003	Purdue	5/2/14
7.	2,969	Penn State	4/6/19
8.	2,961	Michigan State	4/19/14
9.	2,918	Illinois	5/13/16
10.	2,813	Rutgers	4/2/15

NOTE (\$): NCAA Regional



Phillip Glasser vs. top-10 Louisville in 2023



Carter Mathison celebrates a win over Minnesota in 2022.