## 2025 SCHEDULE

| | | | |
|---|---|---|---|
| **February** | | | **(5-5)** |
| *College Baseball Classic (Surprise, Ariz.)* | | | |
| 14 | UNLV | FloCollege | L, 2-4 |
| 15 | Xavier | FloCollege | L, 6-8 (10) |
| 16 | #7 Oregon State | FloCollege | L, 0-6 |
| 17 | UNLV | FloCollege | L, 12-13 (10) |
| *USA Baseball Round Robin (Cary, N.C.)* | | | |
| 22 | Fordham | USABaseball.TV | W, 15-2 |
| 23 | Harvard | USABaseball.TV | W, 14-4 |
| 24 | Northwestern | USABaseball.TV | W, 4-3 |
| 26 | Xavier | B1G+ | L, 4-8 |
| 28 | Mount St. Mary's^ | -- | W, 18-5 (8) |
| 28 | at Stetson | -- | W, 8-1 |
| **March** | | | **(10-8)** |
| 1 | at Stetson | -- | L, 4-8 |
| 2 | Mount St. Mary's^ | -- | W, 20-7 (7) |
| 4 | Northern Kentucky | B1G+ | L, 11-13 |
| 7 | at Penn State - 1* | B1G+ | L, 9-15 |
| 7 | at Penn State - 2* | B1G+ | W, 17-6 (8) |
| 9 | at Penn State* | B1G+ | L, 6-10 |
| 11 | at Indiana State | ESPN+ | W, 9-4 |
| 14 | Ohio State - 1* | B1G+ | W, 12-2 (8) |
| 14 | Ohio State - 2* | B1G+ | W, 8-7 (10) |
| 16 | Ohio State* | B1G+ | W, 14-3 (7) |
| 18 | Evansville | B1G+ | W, 7-4 |
| 21 | at UCLA* | B1G+ | W, 5-1 |
| 22 | at UCLA* | B1G+ | L, 4-7 |
| 23 | at UCLA* | B1G+ | L, 3-6 |
| 25 | Bellarmine | B1G+ | W, 13-0 (7) |
| 28 | USC - 1* | B1G+ | L, 5-10 |
| 28 | USC - 2* | B1G+ | W, 13-6 |
| 29 | USC* | B1G+ | L, 12-13 |
| **April** | | | **(9-8)** |
| 1 | #18 Louisville | Big Ten Network | L, 4-6 |
| 6 | Michigan State* | B1G+ | W, 6-4 |
| 7 | Michigan State - 1 * | B1G+ | W, 14-2 (7) |
| 7 | Michigan State - 2* | B1G+ | W, 18-2 (7) |
| 8 | Ball State | B1G+ | W, 7-5 |
| 11 | at Illinois* | B1G+ | L, 2-4 |
| 12 | at Illinois* | B1G+ | W, 12-3 |
| 13 | at Illinois* | B1G+ | L, 1-15 (7) |
| 15 | Indiana State | B1G+ | L, 5-7 |
| 18 | Maryland* | B1G+ | W, 7-6 |
| 19 | Maryland* | B1G+ | L, 4-17 (7) |
| 20 | Maryland* | B1G+ | W, 15-5 (8) |
| 23 | Ball State& | Indiana SRN | W, 14-4 (7) |
| 25 | at Iowa* | B1G+ | L, 1-2 (10) |
| 26 | at Iowa* | B1G+ | L, 2-13 (7) |
| 27 | at Iowa* | B1G+ | L, 0-10 (7) |
| 30 | at Evansville | ESPN+ | W, 14-6 |
| **May** | | | **(5-1)** |
| 2 | at Abilene Christian | ESPN+ | W, 8-4 |
| 3 | at Abilene Christian | ESPN+ | W, 14-5 |
| 4 | at Abilene Christian | ESPN+ | W, 7-6 |
| 9 | Purdue* | B1G+ | W, 8-0 |
| 10 | Purdue* | B1G+ | L, 1-5 |
| 11 | Purdue* | Big Ten Network | W, 14-4 (7) |
| 13 | at Cincinnati | ESPN+ | 6:00 PM |
| 15 | at Michigan* | B1G+ | 6:00 PM |
| 16 | at Michigan* | B1G+ | 6:00 PM |
| 17 | at Michigan* | B1G+ | 2:00 PM |
| *Big Ten Tournament (Omaha, Neb.; Charles Schwab Field)* | | | |
| 20-25 | TBD | Big Ten Network | TBD |

*All times eastern and subject to change*

** - Big Ten Conference game | ^ - DeLand, Fla. | & - Victory Field; Indianapolis, Ind.*

*Rankings listed from D1Baseball/Baseball America*

## CINCINNATI

**Indiana Hoosiers** (29-22, 14-13 Big Ten)
**Head Coach:** Jeff Mercer
**Indiana Record:** 204-147-1 (7th Year)
**Career Record:** 281-183-1 (9th Year)

**Cincinnati Bearcats** (29-22, 14-13 Big 12)
**Head Coach:** Jordan Bischel
**Cincinnati Record:** 61-47 (2nd Year)
**Career Record:** 375-203 (11th Year)

**Series Information**
**Game:** Tuesday, May 13th (6:00 PM ET)
**Stadium:** UC Baseball Stadium
**Watch:** ESPN+
**Listen:** Indiana Hoosiers Sports Network (Austin Render)
**Live Stats:** Stat Broadcast

## PROJECTED STARTING PITCHERS

**Indiana vs. Cincinnati**
*UC Baseball Stadium (Cincinnati, Ohio)*

**Indiana**
**Tuesday, May 13th (6:00 PM ET)**
*LHP Deron Swanson, Sr. (2-1, 4.72 ERA)*

**Cincinnati**
**Tuesday, May 13th (6:00 PM ET)**
*TBD (0-0, 0.00 ERA)*

## LEADING OFF

**PITCHING IT WELL:** Since the end of the Iowa series, the Hoosiers have started to pitch the ball at a strong rate. IU has a **3.25** team ERA in the past seven games and has worked **67** strikeouts to **19** walks. Graduate student **Cole Gilley** hasn't given up an earned run in his last **10** innings.

**FINAL MIDWEEK:** IU wraps up the midweek slate on Tuesday with a contest at Cincinnati. IU's freshmen have been outstanding in midweek contests. Third baseman **Will Moore** is hitting **.474** while shortstop **Cooper Malamazian** is hitting **.444** in said contest. The Hoosiers are **6-4** in midweek games this year.

**GOING FOR 30:** As a program, IU can reach **30** wins this season with a win over the Bearcats in Cincinnati. It would be the **12th** time in the last **13** full seasons that the Hoosiers have reached the mark. IU has a chance to do it despite starting four freshman and missing a number of key arms.

**TAKE THE FREE ONES:** IU has been hit by **83** pitches this season. The Hoosiers are just four away from breaking the single season program record (**86**). Both Moore (**16**) and junior second baseman Tyler Cerny (**17**) have been hit by at least **15** pitches. Moore's 16 are a single season IU freshman record.

**KD CRUSHES:** Redshirt sophomore outfielder **Korbyn Dickerson** smashed his **19th** home run of the season on Sunday. He also became the **sixth** player in program history with **75** RBIs in a season. One more home run would make him the sixth Hoosier in school history with **20** long balls in a year.

**NEAR LOCK:** Freshman first baseman **Jake Hanley** is surely a lock to be the Big Ten Freshman of the Year this season. He leads all Big Ten freshmen in hits (**68**), home runs (**13**), RBIs (**50**) and batting average (**.343**). He would be the fourth IU player to win the award.

## AROUND THE HORN

| *No.* | *Name* | *Pos.* | *GP-GS* | *AVG.* | *R* | *H* | *HR* | *RBI* | *2B* |
|---|---|---|---|---|---|---|---|---|---|
| 9 | Jake Stadler (R-Sr.) | C | 39-25 | .272 | 22 | 25 | 2 | 13 | 3 |
| 34 | Jake Hanley (Fr.) | 1B | 51-51 | .343 | 47 | 68 | 13 | 50 | 9 |
| 8 | Tyler Cerny (Jr.) | 2B | 50-49 | .276 | 48 | 51 | 9 | 31 | 14 |
| 15 | Cooper Malamazian (Fr.) | SS | 50-41 | .342 | 38 | 52 | 4 | 40 | 17 |
| 11 | Will Moore (Fr.) | 3B | 41-37 | .319 | 31 | 37 | 1 | 17 | 4 |
| 5 | Devin Taylor (Jr.) | LF | 50-50 | .366 | 59 | 71 | 14 | 55 | 13 |
| 20 | Korbyn Dickerson (R-So.) | CF | 51-51 | .342 | 56 | 75 | 19 | 75 | 13 |
| 13 | Andrew Wiggins (So.) | RF | 38-32 | .261 | 34 | 31 | 4 | 23 | 7 |
| 12 | Hogan Denny (Fr.) | DH | 45-34 | .273 | 31 | 33 | 6 | 22 | 9 |
| --- | | | | | | | | | |
| 6 | T.J. Schuyler (So.) | C | 33-28 | .247 | 14 | 21 | 2 | 17 | 3 |
| 23 | Joey Brenczewski (R-So.) | INF/OF | 37-23 | .300 | 25 | 27 | 3 | 24 | 4 |
| 2 | Jasen Oliver (So.) | INF | 27-20 | .171 | 8 | 13 | 3 | 17 | 2 |
| 43 | Caleb Koskie (Fr.) | RF | 19-12 | .205 | 9 | 9 | 1 | 9 | 5 |

** normal starters - subject to change*

*Freshman shortstop **Cooper Malamazian***

## QUICK FACTS

**Indiana University**
**Bloomington, Ind.**

| | |
|---|---|
| Population: | 85,071 |
| Founded: | 1820 |
| Enrollment: | 48,952 |
| Nickname: | Hoosiers |
| Colors | Cream and Crimson |
| Conference | Big Ten |
| University President | Pamela Whitten |
| Athletics Director | Scott Dolson |
| Faculty Athletics Representative | Dr. Kurt Zorn |

### Bart Kaufman Field

| | |
|---|---|
| Opened | March 20, 2013 - Miami (Ohio); W, 15-1 |
| Record | 220-80-1 (.733) |
| Capacity | 4,000 |
| Dimensions | 330-370-400-380-340 |
| Attendance Record | 4,312 |
| | *Stanford; 5/31/14 (NCAA Super Regional)* |
| Regular Season Attendance Record | 3,862 |
| | *Purdue; 5/4/14* |

### 2025 Team Information

| | |
|---|---|
| 2024 Overall Record | 33-26-1 |
| Home/Road/Neutral Site | 17-11/11-9-1/5-6 |
| 2024 Big Ten Record (Finish) | 15-9 (3rd) |
| Position Starters Returning/Lost (25-plus starts) | 6/3 |
| Pitchers Returning/Lost (10-plus appearances) | 8/4 |
| Letterwinners Returning/Lost | 17/20 |
| Newcomers | 24 (11 freshmen, 13 transfers) |

### Program Information

| | |
|---|---|
| First Year of Baseball: | 1895 (131st season) |
| First Year in Big Ten | 1899 |
| All-Time Record (Win %) | 2,500-1,940-25 (.563) |
| All-Time Big Ten Record (Win %) | 888-1,042-8 (.460) |

### NCAA Tournament History

| | |
|---|---|
| Appearances (11): | 1949, 1996, 2009, 2013, 2014 |
| | 2015, 2017, 2018, 2019, 2023, 2024 |
| Super Regionals (1): | 2013 |
| College World Series (1): | 2013 |

### Championship History

| | |
|---|---|
| Big Ten Regular Season Championships (7): | 1925, 1932 |
| | 1938 (co), 1949 (co), 2013, 2014, 2019 |
| Big Ten Tournament Appearances (19): | 1991, 1993 |
| | 1996, 2002, 2003, 2008, 2009, 2010, 2012, 2013, 2014 |
| | 2015, 2016, 2017, 2018, 2019, 2022, 2023, 2024 |
| Big Ten Tournament Record (Win %) | 33-32 (.508) |
| Big Ten Tournament Titles (4): | 1996, 2009, 2013, 2014 |

## INDIANA STRATEGIC COMMUNICATIONS

**CONTACT INFORMATION**


Jared Rigdon - Assistant Director of Strategic Communications
*2nd Season • Indiana ('21) • Volleyball, Baseball*

- Phone (317) 847-3953
- Email jmrigdon@iu.edu
- Twitter @RigdonJared

**INTERVIEW PROTOCOL**

Please contact Jared Rigdon for all player and coach interviews. Select players and head coach Jeff Mercer will be made available following each home contest and at request following road games.

## 2025 BASEBALL ROSTER

| # | Name | Pos. | B/T | Ht. | Wt. | Cl. | Hometown/High School (Previous School) |
|---|---|---|---|---|---|---|---|
| 2 | Jasen Oliver | INF | R/R | 5-11 | 185 | So. | Almont, Mich./Orchard Lake St. Mary's Prep |
| 3 | Tyler DeMartino | OF | R/R | 6-0 | 205 | Sr. | Potomac, Md./Walt Whitman (Xavier) |
| 5 | Devin Taylor | OF | L/R | 6-1 | 215 | Jr. | Cincinnati, Ohio/LaSalle |
| 6 | TJ Schuyler | C | R/R | 6-2 | 220 | So. | Antioch, Ill./Antioch |
| 8 | Tyler Cerny | INF | R/R | 6-2 | 205 | Jr. | Greenwood, Ind./Center Grove |
| 9 | Jake Stadler | C | L/R | 6-1 | 215 | RS-Sr. | Greenfield, Ind./Mt. Vernon (Purdue) |
| 10 | Josh Pyne | INF | R/R | 6-0 | 195 | Sr. | Bloomfield, Ind./Linton-Stockton |
| 11 | Will Moore | INF | L/R | 5-9 | 170 | Fr. | Paris, Ontario/Paris District |
| 12 | Hogan Denny | C/OF | R/R | 6-0 | 215 | Fr. | Mooresville, Ind./Mooresville |
| 13 | Andrew Wiggins | OF | L/R | 6-4 | 225 | So. | Indianapolis, Ind./Heritage Christian |
| 14 | Brayton Thomas | LHP | L/L | 6-5 | 220 | Fr. | Fort Wayne, Ind./Bishop Dwenger |
| 15 | Cooper Malamazian | INF | R/R | 6-2 | 185 | Fr. | Clarendon Hills, Ill./Nazareth Academy |
| 16 | Anthony Gubitosi | LHP | L/L | 5-11 | 192 | Jr. | Freehold, N.J./Colts Neck (Delaware) |
| 17 | Ben Grable | RHP | R/R | 6-4 | 215 | Gr. | Pasadena, Calif./Flintridge Prepatory (Northwestern) |
| 18 | Grant Holderfield | LHP | L/L | 6-3 | 220 | RS-Jr. | Oak Park, Ill./Oak Park & River Forest |
| 19 | Cole Decker | OF | L/R | 5-11 | 185 | Fr. | Evansville, Ind./Evansville North |
| 20 | Korbyn Dickerson | OF | R/R | 6-1 | 205 | RS-So. | Jeffersonville, Ind./Trinity (Louisville) |
| 21 | Jacob Vogel | RHP | R/R | 6-7 | 250 | RS-So. | North Vernon, Ind./Jennings County |
| 23 | Joey Brenczewski | INF/OF | S/R | 6-3 | 195 | RS-So. | Fishers, Ind./Fishers |
| 24 | Drew Buhr | RHP | R/R | 6-1 | 205 | Gr. | Austin, Ind./Austin (Bellarmine) |
| 26 | Seth Benes | RHP | R/R | 6-2 | 210 | So. | O'Fallon, Mo./Liberty-Wentzville |
| 27 | Clayton Weisheit | RHP | R/R | 6-6 | 235 | So. | Jasper, Ind./Forest Park (Southern Indiana) |
| 28 | Matthew Bohnert | LHP | L/L | 5-8 | 187 | RS-Sr. | Cave Creek, Ariz./Cactus Shadows (Lipscomb) |
| 29 | Ryan Kraft | LHP | L/L | 6-4 | 220 | Sr. | Mokena, Ill./Lincoln-Way Central |
| 30 | Ryan Rushing | LHP | L/L | 5-10 | 190 | So. | Bradenton, Fla./IMG Academy |
| 31 | Henry Brummel | RHP | R/R | 6-5 | 210 | Fr. | Pontiac, Ill./Pontiac |
| 32 | Cole Gilley | RHP | R/R | 6-1 | 205 | RS-Sr. | Columbus, Ind./Columbus East (Indiana State) |
| 33 | Trey Telfer | RHP | R/R | 6-1 | 185 | Fr. | San Diego, Calif./Cathedral Catholic |
| 34 | Jake Hanley | INF | L/R | 6-6 | 235 | Fr. | Mason, Ohio/Mason |
| 35 | Evan O'Neill | RHP | R/R | 6-4 | 220 | RS-Fr. | Alpharetta, Ga./Blessed Trinity Catholic |
| 36 | Micah Vessely | RHP | R/R | 6-1 | 185 | Fr. | Greenwood, Ind./Greenwood |
| 37 | Ryan Gilbert | OF | R/R | 6-5 | 235 | RS-So. | Cleveland, Ohio/Kenston |
| 38 | Jackson Yarberry | RHP | R/R | 6-3 | 225 | So. | Lake St. Louis, Mo./Timberland (St. Louis) |
| 39 | Michael Lorenzetti | RHP | R/R | 6-8 | 225 | Jr. | Bristol, Conn./Taft School (Iona) |
| 40 | Gavin Seebold | RHP | R/R | 6-2 | 205 | RS-Sr. | Jeffersonville, Ind./Jeffersonville (Southern Indiana) |
| 41 | Deron Swanson | LHP | L/L | 6-3 | 195 | Sr. | Fort Wayne, Ind./Snider (St. Francis) |
| 42 | Brayden Ricketts | C | L/R | 6-2 | 205 | Fr. | Brampton, Ontario/Jean Augustine Secondary |
| 43 | Caleb Koskie | LHP/OF | R/L | 6-0 | 185 | Fr. | Excelsior, Minn./Benilde-St.Margaret's |
| 44 | Will Eldridge | RHP | R/R | 6-4 | 210 | Jr. | Flora, Ind./Carroll (Flora) (Indiana Wesleyan) |
| 51 | Pete Haas | RHP | R/R | 6-0 | 195 | RS-Jr. | Hancock, N.H./Keene (Stonehill) |
| 55 | Aydan Decker-Petty | RHP | R/R | 6-5 | 205 | Jr. | New Castle, Ind./New Castle |

### Coaching Staff

**Head Coach**: Jeff Mercer (Wright State), 7th Season at Indiana

**Associate Coach - Pitching:** Dustin Glant (Purdue), 4th Season at Indiana

**Assistant Coach - Hitting & Recruiting Coordinator:** Zach Weatherford (Wright State), 4th Season at Indiana

**Assistant Coach - Infield:** Blake Allen (Blackburn), 1st Season at Indiana

### Support Staff

**Director of Player Development and Operations - Pitching & Catching Coordinator:** Denton Sagerman, 7th Season

**Athletic Trainer:** Joel Langemaat, 13th Season

**Athletic Performance Coach:** Chris Virtue, 18th Season

**Program Assistant:** Morgan Colopy, 1st Season in Role, 6th Season Overall

**Special Assistant to the Head Coach:** Scott Rolen, 7th Season

### Pronunciation Guide

| | |
|---|---|
| Seth Benes | ben-iss |
| Matthew Bohnert | BON-ert |
| Joey Brenczewski | Brin-CHESS-key |
| Drew Buhr | BURR |
| Tyler Cerny | sir-KNEE |
| Cole Gilley | Gill-e (like a fish gill) |
| Anthony Gubitosi | GOOB-itosi |
| Pete Haas | HOSS |
| Caleb Koskie | KOSS-KEY |
| Michael Lorenzetti | LOR-n-zetty |
| Cooper Malamazian | mal-uh-may-zee-in |
| TJ Schuyler | skyler |
| Gavin Seebold | See-bold |
| Deron Swanson | DERIN |
| Clayton Weisheit | Why-sight |
| Jackson Yarberry | YAR-berry |

## LAST TIME VS. CINCINNATI

**INDIANA 11, CINCINNATI 9**
***April 19, 2023 | Cincinnati, Ohio***

• Brayden Risedorph provided four scoreless innings with seven strikeouts to get IU started on the right foot at Cincinnati. Luke Hayden grabbed the final two outs of the game as IU held on to win 11-9 in a midweek battle.

• Then freshmen Devin Taylor and Tyler Cerny each had three-RBI days for the Hoosiers. Both players hit home runs in the contest as well. Taylor, a Cincinnati native, loves playing in his hometown.

## A WIN WOULD...

**WIN:** Get the Hoosiers to the 30-win threshold for the 12th time in the last 13 full seasons. It would also boost the Hoosiers into the top-65 of the RPI and give IU a second quad one win on the year.

## SERIES VS. CINCINNATI

**CINCINNATI:** These two sides have played 35 times in program history, meeting frequently in the midweek. Cincinnati moved to the Big 12 last season after stints in the Big East and American Conference.

This will be the seventh meeting since head coach Jeff Mercer took over in 2019. They were supposed to play last year in Bloomington but the game was canceled due to rain. The series returns to Cincinnati this season. IU is 5-1 against the Bearcats under Mercer.

A win over Cincinnati ended up being the final game of the season in 2020 before COVID-19 forced the cancelations of the rest of the year.

*Freshman third baseman **Will Moore** and head coach **Jeff Mercer** embrace after a walk-off win over Maryland*

## HISTORY VS. PURDUE

**Cincinnati**
• Overall: 23-12
• Mercer vs. Opponent at IU: 5-1
• Active Streak: W4
• Last Indiana Win: April 19, 2023 (W, 11-9)

**Last 10 Meetings (IU is 7-3)**

| *Date* | *Site* | *Result* |
|---|---|---|
| 4/19/23 | Cincinnati, Ohio | W, 11-9 |
| 4/20/22 | Cincinnati, Ohio | W, 11-4 |
| 3/8/22 | Bloomington, Ind. | W, 7-0 |
| 3/11/20 | Bloomington, Ind. | W, 6-2 |
| 3/13/19 | Cincinnati, Ohio | L, 5-7 |
| 2/26/19 | Bloomington, Ind. | W, 7-1 |
| 3/6/18 | Bloomington, Ind. | L, 3-8 |
| 3/22/17 | Bloomington, Ind. | W, 3-2 |
| 3/1/17 | Cincinnati, Ohio | L, 1-6 |
| 4/6/16 | Cincinnati, Ohio | W, 7-3 |

***Phillip Glasser** and the Hoosiers finished off a two-game midweek slate with an 11-9 win at Cincinnati in 2023.*

## PRESEASON HONORS

### Big Ten Preseason Poll

| | |
|---|---|
| 1. | Oregon Ducks |
| 2. | Nebraska Cornhuskers |
| 3. | Indiana Hoosiers |
| 4. | UCLA Bruins |
| 5. | Michigan Wolverines |
| 6. | USC Trojans |

### Big Ten Preseason Players to Watch

| | |
|---|---|
| Devin Taylor (OF) | Jr., Cincinnati, Ohio |
| Tyler Cerny (SS) | Jr., Greenwood, Ind. |
| Ben Grable (RHP) | Gr., Pasadena, Calif. |

### Preseason Honors

*D1 Baseball*

| | |
|---|---|
| Devin Taylor | Second Team All-American |
| Devin Taylor | Big Ten Player of the Year |

*Perfect Game*

| | |
|---|---|
| Devin Taylor | Second Team All-American |
| Devin Taylor | Big Ten Player of the Year |
| Devin Taylor | First Team All-Big Ten |
| Jasen Oliver | First Team All-Big Ten |

*Perfect Game*

| | |
|---|---|
| Devin Taylor | Second Team All-American |

*Baseball America*

| | |
|---|---|
| Devin Taylor | Big Ten Player of the Year |
| Hogan Denny | Big Ten Freshman of the Year |

*Team*

| | |
|---|---|
| D1 Baseball | No. 9 Impact Freshmen Class |
| D1 Baseball | Preseason Regional Team |
| Baseball America | No. 25 Preseason Team |
| NCBWA | No. 25 Preseason Team |

## 2025 NEWCOMERS

### • High School (11)

| | | |
|---|---|---|
| - INF | Will Moore | Paris, Ontatio/Paris District |
| - C/OF | Hogan Denny | Mooresville, Ind./Mooresville |
| - LHP | Brayton Thomas | Fort Wayne, Ind./Bishop Dwenger |
| - INF | Cooper Malamazian | Clarendon Hills, Ill./Nazareth Academy |
| - OF | Cole Decker | Evansville, Ind./Evansville North |
| - RHP | Henry Brummel | Pontiac, Ill./Pontiac |
| - INF | Jake Hanley | Mason, Ohio/Mason |
| - C | Brayden Ricketts | Brampton, Ontario/Jean Augustine |
| - LHP/OF | Caleb Koskie | Excelsior, Minn./Benilde-St. Margaret's |
| - RHP | Trey Telfer | San Diego, Calif./Cathedral Catholic |
| - RHP | Micah Vessely | Greenwood, Ind./Greenwood |

### • Transfer Portal (12)

| | | |
|---|---|---|
| - OF | Tyler DeMartino (Gr.) | Potomac, Md./Xavier |
| - LHP | Anthony Gubitosi (Jr.) | Freehold, N.J./Delaware |
| - OF | Korbyn Dickerson (R-So.) | Jeffersonville, Ind./Louisville |
| - RHP | Clayton Weisheit (So.) | Jasper, Ind./Southern Indiana |
| - RHP | Cole Gilley (R-Sr.) | Columbus, Ind./Indiana State |
| - OF | Ryan Gilbert (R-So.) | Cleveland, Ohio/Bryant & Stratton |
| - RHP | Jackson Yarberry (So.) | Lake St. Louis, Mo./Saint Louis |
| - RHP | Michael Lorenzetti (Jr.) | Bristol, Conn./Iona |
| - RHP | Gavin Seebold (Sr.) | Jeffersonville, Ind./Southern Indiana |
| - LHP | Deron Swanson (Sr.) | Fort Wayne, Ind./St. Francis (Ind.) |
| - RHP | Will Eldridge (Jr.) | Flora, Ind./Indiana Wesleyan |
| - RHP | Pete Haas (R-Jr.) | Hancock, N.H./Stonehill |

## 2025 QUICK FACTS

Fresh off back-to-back NCAA Tournament appearances and top-three finishes in the Big Ten, the Indiana Baseball team has big expectations again in 2025.

Head coach Jeff Mercer - in his seventh season - has created one of the best player development programs in the country. The high school driven model has turned out professional players and a plethora of wins over the last seven years.

With a strong returning core and one of his deepest rosters to date, the Hoosiers are expected to contend in the new-look Big Ten Conference. Here are some notes and numbers to know ahead of a much-anticipated 2025 campaign.

**Returning Depth in the Field:** The Hoosiers return six different position players that made at least 40 starts last season. Junior Tyler Cerny (SS) and senior Josh Pyne (3B) both started all 60 games a year ago. Junior Devin Taylor (OF) started 59 contests, missing just one due to personal reasons.

Head coach Jeff Mercer will have what is expected to be his deepest and most talented offensive roster of his seven-year tenure in Bloomington.

Paired with the six returning starters, IU brought another strong crop of prep players to campus this fall. Hogan Denny (C/OF) and Jake Hanley (1B) are the blue-chip pieces but Cooper Malamazian (INF) and Cole Decker (OF) could also see plenty of at-bats.

**New Look, New Feel on the Mound:** After losing a number of big arms to the 2024 MLB Draft (Sinnard, Foley and Risedorph), the Hoosiers completely overhauled their pitching staff with the goal to throw strikes at a more consistent rate this year.

Pitching coach Dustin Glant, who has turned IU into a strikeout machine on the mound, will rely on transfers Gavin Seebold (Southern Indiana), Cole Gilley (Indiana State) and Jackson Yarberry (Saint Louis) as expected starters.

Returning pitchers Drew Buhr, Ryan Kraft and Aydan Decker-Petty will give IU a number of long-relief options. Buhr worked a 3.31 earned run average last year, developing into a reliable option out of the bullpen.

At the back end of the bullpen, Jacob Vogel will return for late-inning action. Ben Grable and Will Eldridge have electric arms and give Glant more firepower to close down games.

Other options on the mound include freshmen Brayton Thomas and Henry Brummel as well as Seth Benes, Clayton Weisheit, Grant Holderfield, Trey Telfer and Deron Swanson.

## 2025 THINGS TO WATCH

**DT Legacy Season**

Devin Taylor will go down as one of the best players in program history. One of the smoothest swings to ever grace Bloomington, the junior will be on record watch throughout the year.

The expected top-15 MLB Draft Pick this summer is just 12 home runs away from breaking the program's all-time home run record. He needs just 51 hits to reach 200 in his IU career and is currently batting .338 across his first two seasons.

Only two other players in IU history (Sam Travis, Alex Dickerson) was named a Big Ten Freshman of the Year and Big Ten Player of the Year during their career. Taylor already was the league rookie of the year (2023) and will now search for the top individual prize in the Big Ten.

**Mercer Keeps the Hoosiers Going**

Since being hired as the skipper in Bloomington, head coach Jeff Mercer has kept the Hoosiers humming along at a high level. He is just 16 Big Ten wins away from becoming the fastest coach to 100 league wins in program history.

He needs 25 overall wins for 200 in his career at IU and is also on track to become the first IU coach in program history to take the team to three-straight NCAA Tournaments.

**Milestones Coming**

Players and coaches aren't the only ones with milestones on the horizon in 2025. As a program, the Hoosiers need just 29 wins to reach 2,500 all-time victories. The program is heading into its 131st season and has become a nationally-recgonized team over the past 15 years.

If the Hoosiers could get to 40 wins, it would be the fifth 40-win season since 2013. Three different coaches have led IU to a 40-win season in that span. Since 2013, IU has had at least 30 wins in all but one fully contested season.

*Head coach **Jeff Mercer** and sophomore **Jasen Oliver***

## HOW THE HOOSIERS WERE BUILT

### High School Recruiting

**• 2024 (6)**

| | | |
|---|---|---|
| - INF | Jasen Oliver | Almont, Mich./Orchard Lake St. Mary's |
| - C | T.J. Schuyler | Antioch, Ill./Antioch |
| - OF | Andrew Wiggins | Indianapolis, Ind./Heritage Christian |
| - RHP | Seth Benes | O'Fallon, Mo./Liberty-Wentzville |
| - LHP | Ryan Rushing | Bradenton, Fla./IMG Academy |
| - RHP | Evan O'Neill | Alpharetta, Ga./Blessed Trinity Catholic |

**• 2023 (5)**

| | | |
|---|---|---|
| - OF | Devin Taylor | Cincinnati, Ohio/LaSalle |
| - INF | Tyler Cerny | Greenwood, Ind./Center Grove |
| - RHP | Jacob Vogel | North Vernon, Ind./Jennings County |
| - INF/OF | Joey Brenczewski | Fishers, Ind./Fishers |
| - RHP | Aydan Decker-Petty | New Castle, Ind./New Castle |

**• 2022 (3)**

| | | |
|---|---|---|
| - INF | Josh Pyne | Bloomfield, Ind./Linton-Stockton |
| - LHP | Grant Holderfield | Oak Park, Ill./Oak Park & River Forest |
| - LHP | Ryan Kraft | Mokena, Ill./Lincoln-Way Central |

### Transfer Portal

**• 2024 (4)**

| | | |
|---|---|---|
| - C | Jake Stadler | Greenfield, Ind./Purdue |
| - RHP | Ben Grable | Pasadena, Calif./Northwestern |
| - LHP | Matthew Bohnert | Cave Creek, Ariz./Lipscomb |
| - RHP | Drew Buhr | Austin, Ind./Bellarmine |

### Superlatives

*Indiana's 2025 Roster*

- **Oldest Player:** Tyler DeMartino (24): May 17, 2000
- **Youngest Player:** Trey Telfer (18): June 26, 2006*
- **Tallest Player:** Michael Lorenzetti (6'8")
- **Shortest Player:** Matthew Bohnert (5'8")
- **Closest to Home:** Josh Pyne (27.8 miles): Bloomington
- **Furthest from Home:** Ben Grable (2,043 miles): Pasadena

** - on active roster*

## TELEVISION ROSTER

**2 | Jasen Oliver**
INF | S/R | Fr.
*Almont, Mich.*

**3 | Tyler DeMartino**
OF | R/R | Gr.
*Potomac, Md.*

**5 | Devin Taylor**
OF | L/R | So.
*Cincinnati, Ohio*

**6 | TJ Schuyler**
C | R/R | Fr.
*Antioch, Ill.*

**8 | Tyler Cerny**
INF | R/R | Jr.
*Greenwood, Ind.*

**9 | Jake Stadler**
C | L/R | RS-Sr.
*Greenfield, Ind.*

**10 | Josh Pyne**
INF | R/R | Sr.
*Bloomfield, Ind.*

**11 | Will Moore**
INF | L/R | Fr.
*Paris, Ontario*

**12 | Hogan Denny**
C/OF | R/R | Fr.
*Mooresville, Ind.*

**13 | Andrew Wiggins**
OF | L/R | So.
*Indianapolis, Ind.*

**14 | Brayton Thomas**
LHP | L/L | Fr.
*Fort Wayne, Ind.*

**15 | Cooper Malamazian**
INF | R/R | Fr.
*Clarendon Hills, Ill.*

**16 | Anthony Gubitosi**
LHP | L/L | Jr.
*Freehold, N.J.*

**17 | Ben Grable**
RHP | R/R | Gr.
*Pasadena, Calif.*

**18 | Grant Holderfield**
LHP | L/L | R-Jr.
*Oak Park, Ill.*

**19 | Cole Decker**
OF | L/R | Fr.
*Evansville, Ind.*

**20 | Korbyn Dickerson**
OF| R/R | RS-So.
*Jeffersonville, Ind.*

**21 | Jacob Vogel**
RHP | R/R | R-So.
*North Vernon, Ind.*

**23 | Joey Brenczewski**
INF/OF | S/R | R-Fr.
*Fishers, Ind.*

**24 | Drew Buhr**
RHP | L/R | Gr.
*Austin, Ind.*

**26 | Seth Benes**
RHP | R/R | So.
*O'Fallon, Mo.*

**27 | Clayton Weisheit**
RHP | R/R | So.
*Jasper, Ind.*

**28 | Matthew Bohnert**
LHP | L/L | RS-Sr.
*Cave Creek, Ariz.*

**29 | Ryan Kraft**
LHP | L/L | Sr.
*Mokena, Ill.*

**30 | Ryan Rushing**
LHP | L/L | So.
*Bradenton, Fla.*

**31 | Henry Brummel**
RHP | R/R | Fr.
*Pontiac, Ill.*

**32 | Cole Gilley**
RHP | R/R | RS-Sr.
*Columbus, Ind.*

**33 | Trey Telfer**
RHP | R/R | Fr.
*San Diego, Calif.*

**34 | Jake Hanley**
RHP/INF | L/R | Fr.
*Mason, Ohio*

**35 | Evan O'Neill**
RHP | R/R | RS-Fr.
*Alpharetta, Ga.*

**36 | Micah Vessely**
RHP | R/R | Fr.
*Greenwood, Ind.*

**37 | Ryan Gilbert**
OF | R/R | RS-So.
*Cleveland, Ohio*

**38 | Jackson Yarberry**
RHP | R/R | So.
*Lake St. Louis, Mo.*

**39 | Michael Lorenzetti**
RHP | R/R | Jr.
*Bristol, Conn.*

**40 | Gavin Seebold**
RHP | R/R | RS-Sr.
*Jeffersonville, Ind.*

**41 | Deron Swanson**
LHP | L/L | Sr.
*Fort Wayne, Ind.*

**42 | Brayden Ricketts**
C | L/R | Fr.
*Brampton, Ontario*

**43 | Caleb Koskie**
LHP/OF | R/L | Fr.
*Excelsior, Minn.*

**44 | Will Eldridge**
RHP | R/R | Jr.
*Flora, Ind.*

**51 | Pete Haas**
RHP | R/R | RS-Jr.
*Hancock, N.H.*

**55 | Aydan Decker-Petty**
RHP | R/R | Jr.
*New Castle, Ind.*

**22 | Jeff Mercer**
Head Coach
*7th Season*

**25 | Dustin Glant**
Assistant Coach
*4th Season*

**1 | Zach Weatherford**
Assistant Coach
*4th Season*

**4 | Blake Allen**
Assistant Coach
*1st Season*

## GET TO KNOW COACH MERCER

**7TH SEASON AT INDIANA • 9TH SEASON AS HEAD COACH**

**Born:** July 25, 1985

**Hometown:** Bargersville, Ind.

**Education:** Wright State (2009), Organizational Leadership

**Spouse:** Stephanie

**Children:** Grady and Grace

## COACHING EXPERIENCE

**Head Coach:** Indiana (2019-Present)

**Head Coach:** Wright State (2017-18)

**Assistant Coach:** Wright State (2014-16)

**Volunteer Assistant:** Western Kentucky (2012-13)

**Volunteer Assistant:** Michigan (2011)

**Graduate Assistant:** Ohio Northern (2010)

## PRIOR TO INDIANA

**WRIGHT STATE**

*Assistant Coach (2014-16), Head Coach (2017-18)*

• The first former student-athlete to be named head coach of the baseball program, Mercer led Wright State for two seasons and amassed 77 victories. In his two seasons at the helm, WSU won nearly 70 percent of its games and averaged 38.5 wins per season.

• The 2018 Horizon League Coach of the Year, the Raiders won the regular season and conference tournament title in the 2018 to earn a spot in the NCAA Stanford Regional. In 2017, Mercer's squad earned the programs first-ever national ranking.

• The 2018 Horizon League champions, Wright State won eight of its last 10 games and 15 of its last 19 to close the season. The Raiders grabbed the tournament title with three-straight wins and outscored opponents 32-11 during the run.

• With a 39-17 overall record and a 22-6 league mark, WSU ranked No. 8 in the country in scoring (7.8 rpg) and stolen bases (110) and was No. 21 in on-base percentage (.394). The Raiders' .979 fielding percentage was No. 10 nationally.

• Wright State was led by Horizon League Player of the Year Gabe Snyder, who paced the conference in home runs (15) and RBI (73), and was second in batting average (.359), missing the league's Triple Crown by one batting average point.

• WSU received its first-ever top 25 ranking in 2017 and finished the year at 38-21 and 21-9 in league action. Mercer's aggressiveness in the run game resulted in Wright State ranking No. 2 nationally with 130 stolen bases.

• Weiss was selected as the 2017 Horizon League Freshman of the Year and first-team all-league along with Morrow. Pitcher Danny Sexton was named a second-team All-Horizon League along with Hendrixson and Gray. Both Weiss earned Freshman All-American and second-team ABCA All-Midwest selection.

**WESTERN KENTUCKY**

*Volunteer Assistant Coach (2012-13)*

• Prior to the return to his alma mater, Mercer spent two seasons as a volunteer assistant coach at Western Kentucky University (2012-13). While with the Hilltoppers, he worked with pitchers and outfielders, and was also instrumental in the development and organization of the program's camps.

**MICHIGAN**

*Volunteer Assistant Coach (2011)*

• His first Division I experience came at the University of Michigan as the volunteer assistant coach in 2011. During his time with the Wolverines, he worked with the catchers and outfielders.

**OHIO NORTHERN**

*Graduate Assistant Coach (2010)*

• Before his arrival in Ann Arbor, Mercer spent the 2010 season as the graduate assistant coach at Ohio Northern University where he was in charge of the infielders and hitters and was the recruiting coordinator. each of his three seasons as an assistant.

## HEAD COACH JEFF MERCER (#22)

**INDIANA**

*Head Coach (2019-Present)*

**2024**

• Back-to-back NCAA Regional Appearances
• Picked up a win over Southern Miss in the Knoxville Regional
• Four All-Big Ten selections
• Three All-Big Ten Freshman Team selections
• Set single season program record for doubles (140)
• Third Team NCBWA All-American (Devin Taylor)
• First Team NCBWA Freshman All-American (Jacob Vogel)
• Big Ten best six MLB Draft Picks

**2023**

• NCAA Regional Final Appearance
• 43 wins, most since 2013
• 16-8 in the Big Ten, second in the conference standings
• 26 wins at Bart Kaufman Field, a program record
• Highest RPI (31) and most Quad 1 wins in Big Ten (10)
• Big Ten Freshman of the Year (Devin Taylor)
• Luke Sinnard (109 strikeouts), single season program record
• Eight All-Big Ten selections, four ABCA All-Region honors
• Two MLB Draft Picks (Phillip Glasser, Craig Yoho)

**2022**

• Made the Big Ten Tournament with 10 Big Ten wins
• Three Freshman All-Americans (Pyne, Tibbitts, Mathison)
• Carter Mathison (19 home runs), IU freshman record
• Matthew Ellis (Third Team All-Big Ten)
• Two MLB draft Picks (Bradley Brehmer and Reese Sharp)

**2021**

• Conference-only schedule due to COVID-19
• 26 wins against Big Ten foes, most in program history
• Grant Richardson (First Team All-Big Ten)
• Four players taken in top-10 rounds of MLB Draft

**2020**

• Season finished short due to COVID-19 pandemic
• 9-6 record at the time the seaosn was canceled
• Three wins over ranked teams (LSU, South Alabama, East Carolina)

**2019**

• Big Ten Coach of the Year
• Big Ten Regular Season Champions
• 37-23, 17-7 record
• NCAA Tournament appearance
• Big Ten Pitcher of the Year (Andrew Saalfrank)
• 2nd-round MLB draft pick (Matt Gorski)
• Six All-Big Ten selections

**Career Head Coaching Records**

| *Year* | *School* | *Overall* | *Conference* | *Position* |
|---|---|---|---|---|
| 2025 | Indiana | 29-22 | 14-13 | Head Coach |
| 2024 | Indiana | 33-26-1 | 15-9 | Head Coach |
| 2023 | Indiana | 43-20 | 16-8 | Head Coach |
| 2022 | Indiana | 27-32 | 10-14 | Head Coach |
| 2021 | Indiana | 26-18 | 26-18* | Head Coach |
| 2020 | Indiana | 9-6 | - | Head Coach |
| 2019 | Indiana | 37-23 | 17-7 | Head Coach |
| 2018 | Wright State | 39-17 | 22-6 | Head Coach |
| 2017 | Wright State | 38-21 | 21-9 | Head Coach |

**Accolades**

*Career Accolades - as head coach*

• 4 NCAA Tournament Appearances (2018, 2019, 2023, 2024)
• 2 Regular Season Conference Titles (2018, 2019)
• 2 Conference Coach of the Year Honors (2018, 2019)
• 1 Conference Tournament Title (2018)

**Indiana Highlights**

*All-Americans*

• Devin Taylor (2024)
• Grant Richardson (2020)
• Andrew Saalfrank (2019)

*Freshman All-Americans*

• Jacob Vogel (2024)
• Craig Yoho, Devin Taylor, Brayden Risedorph (2023)
• Carter Mathison, Josh Pyne, Brock Tibbitts (2022)
• Grant Richardson (2019)

*All-Big Ten First Team*

• Devin Taylor (2024)
• Ryan Kraft, Devin Taylor (2023)
• Grant Richardson (2021)
• Matt Lloyd, Andrew Saalfrank (2019)

*All-Region First Team*

• Devin Taylor (2024)
• Matt Lloyd, Andrew Saalfrank (2019)

*All-Region Second Team*

• Luke Sinnard, Brock Tibbitts, Devin Taylor, Phillip Glasser (2023)
• Cole Barr, Grant Richardson (2021)
• Cole Barr (2019)

*Big Ten Freshman of the Year*

• Devin Taylor (2023)

*Big Ten Pitcher of the Year*

• Andrew Saalfrank (2019)

## MERCER ERA RECORD BOOK

*Played first season with Indiana in 2019 or later*

### Individual Single Game Records

*Offense*

| | |
|---|---|
| At-Bats | 7, Phillip Glasser vs. Kentucky (March 15, 2022) |
| Hits | 5, Last: Devin Taylor vs. Mount St. Mary's (February 28, 2025) |
| Runs | 6, Phillip Glasser vs. Purdue (May 12, 2023) |
| Doubles | 4, Cooper Malamazian vs. Penn State (March 7, 2025) |
| Triples | 1, Last: Jake Hanley and Cooper Malamazian at Evansville (April 30, 2025) |
| Home Runs | 3, Grant Richardson at Maryland (March 30, 2019) |
| RBI's | 8, Jasen Oliver at Minnesota (April 21, 2024) |
| Walks | 4, Last: Devin Taylor vs. Fordham (Feb. 22, 2025) |
| Hit by Pitches | 3, Tyler Cerny vs. Butler (Feb. 28, 2023) |
| Stolen Bases | 3, Last: Tyler Cerny vs. Butler (Feb. 28, 2023) |

*Pitching*

| | |
|---|---|
| Innings Pitched | 9.0, Last: Bradley Brehmer vs. Illinois (May 27, 2022) |
| Strikeouts | 16, McCade Brown vs. Penn State (March 13, 2021) |
| Runs Allowed | 11, Evan Whiteaker vs. Illinois State (March 13, 2024) |
| Walks Allowed | 8, Last: Connor Foley at Tennessee (June 1, 2024) |
| Hits Allowed | 14, Pauly Milto vs. Illinois State (May 31, 2019) |

### Individual Single Season Records

*Offense*

| | |
|---|---|
| At-Bats | 266, Phillip Glasser (2023) |
| Batting Average | .357, Last: Devin Taylor (2024) |
| Hits | 95, Phillip Glasser (2023) |
| Runs | 70, Phillip Glasser (2023) |
| Doubles | 24, Tyler Cerny (2024) |
| Triples | 4, Last: Brock Tibbitts (2023) |
| Home Runs | 20, Devin Taylor (2024) |
| **RBI's** | **75, Korbyn Dickerson (2025)** |
| **Walks** | **47, Devin Taylor (2025)** |
| **Hit by Pitches** | **17, Tyler Cerny (2025)** |
| Stolen Bases | 22, Bobby Whalen (2022) |

*Pitching*

| | |
|---|---|
| Wins | 8, Pauly Milto/Andrew Saalfrank (2019) |
| Losses | 7, Brayden Risedorph (2024) |
| Innings Pitched | 107.0, Pauly Milto (2019) |
| Strikeouts | 114, Luke Sinnard (2023) |
| Runs Allowed | 56, Jack Perkins (2022) |
| Walks Allowed | 49, Connor Foley (2024) |
| Hits Allowed | 110, Pauly Milto (2019) |
| Highest ERA (min. 40 innings) | 9.78, Ryan Kraft (2022) |
| Lowest ERA (min. 40 innings) | 2.48, Ryan Kraft (2023) |

### Team Single Game Records

*Offense*

| | |
|---|---|
| At-Bats | 49, Last: vs. Purdue (May 12, 2023) |
| Hits | 25, vs. Purdue (May 12, 2023) |
| Runs | 26, vs. Purdue (May 12, 2023) |
| Doubles | 9, vs. Kentucky (March 15, 2022) |
| Triples | 2, Last: at Evansville (April 30, 2025) |
| Home Runs | 9, at Maryland (March 30, 2019) |
| RBI's | 26, vs. Purdue (May 12, 2023) |
| Walks | 14, Last: vs. Fordham (Feb. 22, 2025) |
| Hit by Pitches | 5, Last: at Illinois (April 12, 2025) |
| Stolen Bases | 8, vs. Butler (Feb. 28, 2023) |

*Pitching*

| | |
|---|---|
| Innings Pitched | 12.0, Last: at Ball State (April 24, 2024) |
| Strikeouts | 21, vs. Xavier (Feb. 15, 2025) |
| Runs Allowed | 30, at Iowa (May 19, 2022) |
| Walks Allowed | 16, at Clemson (Feb. 19, 2022) |
| Hits Allowed | 23, at Iowa (May 19, 2022) |

### Team Single Season Records

*Offense*

| | |
|---|---|
| At-Bats | 2,197 (2023) |
| Batting Average | .298 (2023) |
| Hits | 655 (2023) |
| Runs | 486 (2023) |
| Doubles | 140 (2024) |
| Triples | 19 (2023) |
| Home Runs | 95 (2019) |
| RBI's | 455 (2023) |
| Walks | 301 (2022) |
| Hit by Pitches | 84 (2024) |
| Stolen Bases | 65 (2022) |

*Pitching*

| | |
|---|---|
| Wins | 43 (2023) |
| Losses | 32 (2022) |
| Innings Pitched | 556.1 (2023) |
| Strikeouts | 600 (2022) |
| Runs Allowed | 445 (2022) |
| Walks Allowed | 332 (2022) |
| Hits Allowed | 560 (2023) |
| Highest ERA | 7.04 (2022) |
| Lowest ERA | 3.17 (2021) |

## MISC. RECORDS - MERCER ERA

### *Single Game Highs*

*Offense*

| | |
|---|---|
| At-Bats | 49, Last: Purdue (May 12, 2023) |
| Hits | 25, Purdue (May 12, 2023) |
| Runs | 26, Purdue (May 12, 2023) |
| Doubles | 9, Kentucky (March 15, 2022) |
| Triples | 2, Last: Evansville (April 30, 2025) |
| Home Runs | 9, Maryland (March 30, 2019) |
| RBI's | 26, Purdue (May 12, 2023) |
| Walks | 14, Last: Fordham (Feb. 22, 2025) |
| Hit by Pitches | 5, Last: Illinois (April 12, 2025) |
| Strikeouts | 23, Louisville (May 14, 2019) |
| Stolen Bases | 8, Butler (Feb. 28, 2023) |
| Biggest Win | 23-1, Minnesota (April 25, 2021) |
| Biggest Comeback | Down 8-0, Won 10-9, Penn State (April 13, 2024) |

*Pitching*

| | |
|---|---|
| Innings Pitched | 12.0, Last: Ball State (April 24, 2024) |
| Strikeouts | 21, Xavier (Feb. 15, 2025) |
| Runs Allowed | 30, Iowa (May 19, 2022) |
| Walks Allowed | 16, Clemson (Feb. 19, 2022) |
| Hits Allowed | 23, Iowa (May 19, 2022) |
| Home Runs Allowed | 7, Penn State (April 12, 2024) |

### *Single Game Lows*

*Offense*

| | |
|---|---|
| At-Bats | 23, Last: Iowa (April 27, 2025) |
| Hits | 1, Last: Oregon State (Feb. 16, 2025) |
| Runs | 0, Last: Iowa (April 27, 2025) |
| Doubles | 0, Last: Iowa (April 27, 2025) |
| Triples | 0, Last: Purdue (May 11, 2025) |
| Home Runs | 0, Last: Purdue (May 10, 2025) |
| RBI's | 0, Last: Iowa (April 27, 2025) |
| Walks | 0, Last: Kentucky (June 3, 2023) |
| Hit by Pitches | 0, Last: Abilene Christian (May 4, 2025) |
| Strikeouts | 0, Bellarmine (March 25, 2025) |
| Stolen Bases | 0, Last: Purdue (May 10, 2025) |
| Biggest Loss | 0-17, Purdue (April 9, 2022) |
| Biggest Blown Lead | Up 14-2, Lost 30-16, Iowa (May 19, 2022) |

*Pitching*

| | |
|---|---|
| Innings Pitched | 6.0, Last: Iowa (April 27, 2025) |
| Strikeouts | 1, Last: UCLA (March 23, 2025) |
| Runs Allowed | 0, Last: Bellarmine (March 25, 2025) |
| Walks Allowed | 0, Last: Michigan State - 1 (April 7, 2025) |
| Hits Allowed | 0, Illinois (April 10, 2021) |
| Home Runs Allowed | 0, Last: Purdue (May 9, 2025) |

### *Team Misc. Records*

*Season*

| | |
|---|---|
| Wins | 43 (2023) |
| Losses | 32 (2022) |
| Games Played | 63 (2023) |
| Big Ten Wins* | 26 (2021) |
| Big Ten Wins | 17 (2019) |
| Big Ten Losses* | 18 (2021) |
| Big Ten Losses | 14 (2022) |
| Overall WInning Streak | 9 (April 6-19, 2019) |
| Big Ten Winning Streak | 8 (March 7-19, 2021) |
| Overall Losing Streak | 5 (May 16-24, 2021) |
| Big Ten Losing Streak | 5 (May 16-24, 2021) |

*Biggest Wins*

| | |
|---|---|
| 23-1 | Minnesota (April 25, 2021) |
| 22-3 | Butler (March 30, 2024) |
| 23-5 | Morehead State (March 16, 2023) |

*Biggest Losses*

| | |
|---|---|
| 0-17 | Purdue (April 9, 2022) |
| 4-19 | Clemson (Feb. 19, 2022) |
| 14 Runs, Three Times | Last: at Illinois (April 13, 2025) |

## COACHING STAFF

### 25 • ASSOCIATE COACH • DUSTIN GLANT

*4th Season • Purdue ('03)*

Despite losing Luke Sinnard, Ben Grable and Matthew Bohnert for the season, three weekend caliber arms, the Hoosiers weathered some early struggles on the mound in 2024. A productive two-month stretch on the bump in April and May helped the program to a second-straight NCAA Tournament appearance.

**Dustin Glant** helped turn Ty Bothwell and Connor Foley into a pair of reliable starters on the mound. After an up-and-down start to his college career, Bothwell turned in his most complete season in 2024. He pitched 84.2 innings with 91 strikeouts to just 25 walks. He won seven games including the NCAA Tournament opener over Southern Miss.

The Hoosiers had three pitchers picked in the 2024 MLB Draft, part of a Big Ten-best six athletes selected from the program. Luke Sinnard (3rd), Connor Foley (5th) and Brayden Risedorph (20th) combined to make nearly two million dollars in signing bonus money.

Adding to a long history of early success in Bloomington, Jacob Vogel was named a First Team Freshman All-American by the NCBWA. He pitched in 21 games, throwing 23 innings and allowing just six earned runs. It marked the third pitcher in the last two years to earn Freshman All-American honors.

As a group, the Hoosiers totaled 589 strikeouts. The pitching staff was top-25 in the nation in both total strikeouts (589) and strikeouts-per-nine innings (10.1). In 14 games in the month of May, IU's pitching staff produced a 3.78 earned run average to help the program to the postseason.

### 1 • ASSISTANT COACH • ZACH WEATHERFORD

*4th Season • Wright State ('19)*

**Zach Weatherford** starts year four with Indiana and his second as a full-time assistant coach in the 2025 campaign. He added additional duties as the team's recruiting coordinator following a promotion in August of 2024. He is in charge of working with the program's outfielders and base runners.

Weatherford, a Gold Glove outfielder at Wright State, also assists head coach Jeff Mercer with the hitters and offensive strategy. During games, he coaches the first base box and works on the scouting report for opposing teams.

In his first season as a full-time assistant coach, Weatherford helped assist the Hoosiers to one of the best offensive seasons in program history. IU led the Big Ten in hits (625), RBIs (451), total bases (1,030), runs (482) and doubles (140). The Hoosiers hit 83 home runs, good for second in the conference.

Tyler Cerny transformed himself into one of the best hitters in the Big Ten. He led the team and conference in doubles (24), helping IU to a single-season program record for two-baggers. Seven different players had at least 10 doubles including Josh Pyne (22) and Carter Mathison (16).

As the coach for the outfielders, Weatherford helped transition Mathison into a premier defensive threat. In 56 games as the team's starting center fielder, Mathison had a perfect fielding percentage (1.000). He had 145 putouts and one outfield assists with no errors on the campaign. Devin Taylor improved his fielding percentage by 48 points, spending most of the campaign as the team's left fielder.

### 4 • ASSISTANT COACH • BLAKE ALLEN

*1st Season • Blackburn ('01)*

A coach of over 20 years and a veteran leader with Midwest ties, former DePauw head coach **Blake Allen** was added to the Indiana Baseball staff as the program's third assistant coach for the 2025 season. He will wear the number four on his jersey.

Allen, who worked with head coach Jeff Mercer during their overlapping stints at Western Kentucky, will coordinate team practice, help coach team defense, work with infielders and hitters and will man the third base box on gamedays. He brings along 20+ years of coaching experience as an assistant and head coach, highlighted by five years working at national powerhouse Vanderbilt.

In his most recent stop, Allen served as the head coach at DePauw for the past eight seasons. His wife, Cristin, worked simultaneously at DePauw as the head women's soccer coach. The Tigers finished 23-17 in 2024, the best mark of a team during his tenure. DePauw went 12-4 in the North Coast Athletic Conference.

At DePauw, Allen oversaw the development of Grady Johnson as one of the league's most prolific hitters in 2024. The freshman hit .370 on the season, collecting 61 hits over 165 at-bats in his freshman season. On the mound, Michael Vallone finished off his senior season with a 2.95 earned run average in 58.0 innings pitched. He worked a 7-1 record with a WHIP of 0.98. Vallone was named a Division Three All-American.

Prior to his time at DePauw, Allen worked as an assistant coach at Vanderbilt across two different stints. He worked with Tim Corbin from 2004-08 and then again from 2015-16 in Nashville.

**DIRECTOR OF PLAYER DEVELOPMENT/OPERATIONS - PITCHING & CATCHING COORDINATOR**

*Denton Sagerman (7th Season)*

**ATHLETIC TRAINER**

*Joel Langemaat (13th Season)*

**PROGRAM ASSISTANT**

*Morgan Colopy (1st Season)*

**ATHLETIC PERFORMANCE COACH**

*Chris Virtue (18th Season)*

### STAFF DUTIES

| | |
|---|---|
| First Base Coach | Zach Weatherford (#1) |
| Third Base Coach | Blake Allen (#4) |
| Calls Pitches | Dustin Glant (#25) |
| Mound Visits | Dustin Glant (#25) |
| Pitching Changes | Dustin Glant (#25)* |

** can alternate depending on pitcher*

### ADDITIONAL STAFF

| | |
|---|---|
| Scott Rolen | Special Assistant to the Head Coach |
| Jeremy Gray | Sport Administrator |
| Rusty Stillions | Equipment Manager |
| Kourtney Patrick | Performance Dietitian |
| Jared Rigdon | Sports Information Director |
| Eric Schwartz | Compliance |
| Cole Anderson | Event Management |
| Robert Williams | Marketing |
| Zach Barge | Academics |

## KEY CONTRIBUTORS - OFFENSE

### 11 • WILL MOORE

*Freshman • 5-9 • INF*
Paris, Ontario/Paris District
Major: Sports Management
Parents: Mike and Lori
Siblings: Sam

#### CAREER STATISTICS

| SEASON | GP-GS | AVG. | AB | H | R | 2B | 3B | HR | RBI | TB | SLG% | BB | HBP | SO | OB% |
|---|---|---|---|---|---|---|---|---|---|---|---|---|---|---|---|
| 2025 | 41-37 | .319 | 116 | 37 | 31 | 4 | 0 | 1 | 17 | 44 | .379 | 30 | 16 | 23 | .509 |
| **Total** | **41-37** | **.319** | **116** | **37** | **31** | **4** | **0** | **1** | **17** | **44** | **.379** | **30** | **16** | **23** | **.509** |

#### CAREER HIGHS

| | |
|---|---|
| Hits | 3, Three times |
| Doubles | 2, Maryland, 4/20/25 |
| Triples | None |
| Home Runs | 1, Michigan State, 4/7/25 |
| RBI | 2, Four times |
| Runs Scored | 4, Maryland, 4/20/25 |
| Total Bases | 5, Maryland, 4/20/25 |

#### PLAYER NOTES

- No. 9 overall prospect out of Ontario in the class of 2024 by Perfect Game
- Broke the freshman hit-by-pitch record at Indiana (16)
- Big Ten Freshman of the Week (April 21st)
- Reached base safely four times against Illinois (April 12) without a hit - two walks, two hit-by-pitch
- Played travel ball for the Great Lake Canadians - coached by his father, Mike
- Grew up as a big Toronto Blue Jays fan in Canada
- Picked up first career hit on opening weekend (Feb. 17 - vs. UNLV)

### 5 • DEVIN TAYLOR

*Junior • 6-1 • OF*
Cincinnati, Ohio/LaSalle
Major: Sports Marketing
Parents: Michelle and Carey
Sibling: Chandler

#### CAREER STATISTICS

| SEASON | GP-GS | AVG. | AB | H | R | 2B | 3B | HR | RBI | TB | SLG% | BB | HBP | SO | OB% |
|---|---|---|---|---|---|---|---|---|---|---|---|---|---|---|---|
| 2025 | 50-50 | .366 | 194 | 71 | 59 | 13 | 2 | 14 | 55 | 130 | .670 | 47 | 1 | 27 | .488 |
| 2024 | 59-59 | .357 | 241 | 86 | 67 | 11 | 1 | 20 | 54 | 159 | .660 | 37 | 5 | 38 | .449 |
| 2023 | 55-51 | .315 | 200 | 63 | 61 | 13 | 3 | 16 | 59 | 130 | .650 | 36 | 6 | 46 | .430 |
| **Total** | **164-160** | **.346** | **635** | **220** | **187** | **37** | **6** | **50** | **168** | **419** | **.660** | **120** | **12** | **111** | **.455** |

#### CAREER HIGHS

| | |
|---|---|
| Hits | 5, Mount St. Mary's, 2/28/25 |
| Doubles | 2, Six times |
| Triples | 1, Six times |
| Home Runs | 2, Seven times |
| RBI | 6, Mount St. Mary's, 2/28/25 |
| Runs Scored | 4, Twice |
| Total Bases | 12, Mount St. Mary's, 2/28/25 |

#### PLAYER NOTES

- 2024 All-American (ABCA, Perfect Game)
- Indiana program record holder for home runs (50)
- 25th player to record 200+ hits in program history
- 2023 Freshman All-American by Collegiate Baseball Newspaper and Perfect Game
- 2023 Big Ten Freshman of the Year; 2023 and 2024 First Team All-Big Ten
- First player in program history to be named First Team All-Big Ten in first two years of college baseball
- Set Indiana's freshman RBI record in 2023 (59); ninth Hoosier rookie to reach the 50-RBI mark in a single season

### 8 • TYLER CERNY

*Junior • 6-2 • INF*
Greenwood, Ind./Center Grove
Major: Sports Marketing
Parents: Raeanne and Jason
Sibling: Brennah

#### CAREER STATISTICS

| SEASON | GP-GS | AVG. | AB | H | R | 2B | 3B | HR | RBI | TB | SLG% | BB | HBP | SO | OB% |
|---|---|---|---|---|---|---|---|---|---|---|---|---|---|---|---|
| 2025 | 50-49 | .276 | 185 | 51 | 48 | 14 | 2 | 9 | 31 | 96 | .519 | 15 | 17 | 32 | .379 |
| 2024 | 60-60 | .315 | 257 | 81 | 60 | 24 | 0 | 10 | 60 | 135 | .525 | 16 | 12 | 47 | .378 |
| 2023 | 59-57 | .276 | 221 | 61 | 47 | 9 | 4 | 10 | 43 | 108 | .489 | 13 | 13 | 52 | .348 |
| **Total** | **169-166** | **.291** | **663** | **193** | **155** | **47** | **6** | **29** | **134** | **339** | **.511** | **44** | **42** | **131** | **.369** |

#### CAREER HIGHS

| | |
|---|---|
| Hits | 4, Four times |
| Doubles | 2, Three times |
| Triples | 1, Six times |
| Home Runs | 2, Ohio, 4/22/23 |
| RBI | 6, Ohio, 4/22/23 |
| Runs Scored | 4, Twice |
| Total Bases | 9, Ohio, 4/22/23 |

#### PLAYER NOTES

- The all-time leader in hit-by-pitches in program history (42)
- Moved over to second base after the UCLA series - has been better defensively
- Team leader in RBIs (60) and doubles (24); second in hits (81) last season in 2024
- Big Ten leader in doubles lat season, helped IU break program single-season doubles record (140) in 2024
- 2023 All-Big Ten Freshman Team; 2024 Third Team All-Big Ten
- Both him and classmate Devin Taylor have back-to-back 10+ home run seasons (2023, 2024)
- Missed a year of high school baseball with illness

### 15 • COOPER MALAMAZIAN

*Freshman • 6-2 • INF*
Clarendon Hills, Ill./Nazareth Academy
Major: Sports Management
Parents: John and Sonja
Siblings: Sofia

#### CAREER STATISTICS

| SEASON | GP-GS | AVG. | AB | H | R | 2B | 3B | HR | RBI | TB | SLG% | BB | HBP | SO | OB% |
|---|---|---|---|---|---|---|---|---|---|---|---|---|---|---|---|
| 2025 | 50-41 | .342 | 152 | 52 | 38 | 17 | 1 | 4 | 40 | 83 | .546 | 15 | 5 | 46 | .411 |
| **Total** | **50-41** | **.342** | **152** | **52** | **38** | **17** | **1** | **4** | **40** | **83** | **.546** | **15** | **5** | **46** | **.411** |

#### CAREER HIGHS

| | |
|---|---|
| Hits | 4, Penn State, 3/7/25 |
| Doubles | 4, Penn State, 3/7/25 |
| Triples | 1, Evansville, 4/30/25 |
| Home Runs | 1, Four times |
| RBI | 6, Bellarmine, 3/25/25 |
| Runs Scored | 3, Four times |
| Total Bases | 8, Penn State, 3/7/25 |

#### PLAYER NOTES

- Broke the Indiana single game doubles record (4) at Penn State (March 7, 2025)
- Hit eighth-inning, two-run home runs in comebacks against Ohio State (March 14) and Maryland (April 18)
- Big Ten Freshman of the Week (March 10th)
- One of two players in Big Ten history to hit four doubles in one game against a league opponent
- No. 414 overall prospect in the class of 2024 by Perfect Game
- 17th round draft pick by the Milwaukee Brewers in the 2024 MLB Draft
- Won 132 games during his high school career - went 37-1 as a senior in 2024

## KEY CONTRIBUTORS - OFFENSE

### 13 • ANDREW WIGGINS

*Sophomore • 6-4 • OF*
Indianapolis, Ind./Heritage Christian
Major: Sports Management
Parents: Eric and Camille
Siblings: EJ, Alaina and Ari

#### CAREER HIGHS

| | |
|---|---|
| Hits | 4, Butler, 3/30/24 |
| Doubles | 1, 11 times |
| Triples | 1, Ohio State, 3/14/25 |
| Home Runs | 1, Seven times |
| RBI | 3, Five times |
| Runs Scored | 3, Three times |
| Total Bases | 7, Butler, 3/30/24 |

#### CAREER STATISTICS

| SEASON | GP-GS | AVG. | AB | H | R | 2B | 3B | HR | RBI | TB | SLG% | BB | HBP | SO | OB% |
|---|---|---|---|---|---|---|---|---|---|---|---|---|---|---|---|
| 2025 | 38-32 | .261 | 119 | 31 | 34 | 7 | 1 | 4 | 23 | 52 | .437 | 34 | 11 | 32 | .461 |
| 2024 | 36-14 | .309 | 55 | 17 | 19 | 4 | 0 | 3 | 15 | 30 | .545 | 14 | 3 | 14 | .466 |
| **Total** | **74-46** | **.276** | **174** | **48** | **53** | **11** | **1** | **7** | **38** | **82** | **.471** | **48** | **14** | **46** | **.462** |

#### PLAYER NOTES

- 2023 High School All-American (Perfect Game, Collegiate Baseball, Etc.)
- No. 37 overall prospect in class of 2023 by Perfect Game
- Played in the 2022 Area Code Games and Perfect Game All-American Classic
- Multi-faceted musician - plays the saxophone among other instruments at a high level
- Sister, Ari, played college basketball at Michigan and Butler
- Father Eric is a pastor, mother Camille is a lawyer

### 20 • KORBYN DICKERSON

*RS-Sophomore • 6-1 • OF*
Jeffersonville, Ind./Trinity (Ky.)
Major: Exercise Science
Parents: Ernest and Holly
Siblings: Cordero, Cortez and Courtney

#### CAREER HIGHS

| | |
|---|---|
| Hits | 4, Michigan State, 4/7/25 |
| Doubles | 1, 13 times |
| Triples | 1, Three times |
| Home Runs | 2, Twice |
| RBI | 6, Mount St. Mary's, 3/2/25 |
| Runs Scored | 3, Nine times |
| Total Bases | 10, USC, 3/29/25 |

#### CAREER STATISTICS

| SEASON | GP-GS | AVG. | AB | H | R | 2B | 3B | HR | RBI | TB | SLG% | BB | HBP | SO | OB% |
|---|---|---|---|---|---|---|---|---|---|---|---|---|---|---|---|
| 2025 | 51-51 | .342 | 219 | 75 | 56 | 13 | 3 | 19 | 75 | 151 | .689 | 22 | 3 | 44 | .408 |
| 2024 | 27-1 | .200 | 20 | 4 | 9 | 1 | 0 | 0 | 3 | 5 | .250 | 7 | 0 | 3 | .393 |
| 2023 | - | - | - | - | - | - | - | - | - | - | - | - | - | - | - |
| **Total** | **78-52** | **.331** | **239** | **79** | **65** | **14** | **3** | **19** | **78** | **156** | **.653** | **29** | **3** | **47** | **.407** |

#### PLAYER NOTES

- Transferred to Indiana after two seasons at Louisville
- Quickest IU player to 10 home runs in a season (20 games) since Matthew Ellis in 2022
- Has 22 multi-hit games and 19 multi-RBI games so far in the 2025 season
- Ranke the No. 34 Big Ten draft prospect in 2025 by D1 Baseball
- Led Trinity High School to a 2021 KHSAA State Championship
- No. 71 overall prospect in class of 2022 by Perfect Game
- 20th round draft pick of the Minnesota Twins in the 2022 MLB Draft

### 23 • JOEY BRENCZEWSKI

*RS-Sophomore • 6-3 • OF/INF*
Fishers, Ind./Fishers
Major: Public Financial Management
Parents: Andrea and Brett
Siblings: Caleb and Kiel

#### CAREER HIGHS

| | |
|---|---|
| Hits | 4, Three times |
| Doubles | 2, Minnesota, 4/20/24 |
| Triples | None |
| Home Runs | 2, Penn State, 4/14/24 |
| RBI | 7, Penn State, 4/14/24 |
| Runs Scored | 4, Harvard, 2/23/25 |
| Total Bases | 10, Penn State, 4/14/24 |

#### CAREER STATISTICS

| SEASON | GP-GS | AVG. | AB | H | R | 2B | 3B | HR | RBI | TB | SLG% | BB | HBP | SO | OB% |
|---|---|---|---|---|---|---|---|---|---|---|---|---|---|---|---|
| 2025 | 37-23 | .300 | 90 | 27 | 25 | 4 | 0 | 3 | 24 | 40 | .444 | 15 | 9 | 24 | .440 |
| 2024 | 50-42 | .333 | 162 | 54 | 34 | 10 | 0 | 3 | 42 | 73 | .451 | 16 | 8 | 27 | .415 |
| 2023 | - | - | - | - | - | - | - | - | - | - | - | - | - | - | - |
| **Total** | **87-65** | **.321** | **252** | **81** | **59** | **14** | **0** | **6** | **66** | **113** | **.448** | **31** | **17** | **51** | **.424** |

#### PLAYER NOTES

- 2024 Second Team All-Big Ten selection (UTIL)
- 2024 Big Ten All-Freshman Team
- Three career four-hit games (last: vs. Harvard; Feb. 23, 2025)
- Redshirted his initial season on campus
- At the time, set freshman single-game RBI record with 7 runs driven in vs. Penn State (4/14), Jasen Oliver broke a week later
- Made collegiate debut vs. Duke (2/16); recorded first career hit vs. George Mason (2/18)
- Prepped at Fishers High School

### 34 • JAKE HANLEY

*Freshman • 6-6 • INF*
Mason, Ohio/Mason
Major: Marketing and Professional Sales
Parents: Susan and Todd
Siblings: Ben

#### CAREER HIGHS

| | |
|---|---|
| Hits | 4, Evansville, 4/30/25 |
| Doubles | 2, Xavier, 2/26/25 |
| Triples | 1, Evansville, 4/30/25 |
| Home Runs | 2, Three times |
| RBI | 5, Evansville, 4/30/25 |
| Runs Scored | 4, Twice |
| Total Bases | 12, Evansville, 4/30/25 |

#### CAREER STATISTICS

| SEASON | GP-GS | AVG. | AB | H | R | 2B | 3B | HR | RBI | TB | SLG% | BB | HBP | SO | OB% |
|---|---|---|---|---|---|---|---|---|---|---|---|---|---|---|---|
| 2025 | 51-51 | .343 | 198 | 68 | 47 | 9 | 1 | 13 | 50 | 118 | .596 | 30 | 5 | 44 | .438 |
| **Total** | **51-51** | **.343** | **198** | **68** | **47** | **9** | **1** | **13** | **50** | **118** | **.596** | **30** | **5** | **44** | **.438** |

#### PLAYER NOTES

- No. 213 Overall Prospect in Class of 2024 (Perfect Game)
- Big Ten Freshman of the Week (March 31 and May 5th)
- 2024 OHSBCA Ohio Player of the Year
- 2024 Max Preps Baseball All-American
- Led Mason High School to first OHSAA State Championship in school history (2024)
- Broke high school program records in hits, RBI, walks, runs and games played
- Father was big fan of Nolan Ryan - the reason he wears No. 34; his middle name is Nolan

## KEY CONTRIBUTORS - PITCHING

### 17 • BEN GRABLE

*Graduate Student • 6-4 • RHP*
Pasadena, Calif./Flintridge Prep
*(Northwestern)*
Major: Certificate Program
Parents: Dave and Andrea
Siblings: Will

#### CAREER HIGHS

| | |
|---|---|
| Innings Pitched | 5.2, UCLA, 3/22/25 |
| Strikeouts | 8, Iowa, 4/27/25 |
| Batters Faced | 27, UCLA, 3/22/25 |
| Total Pitches | 98, UCLA, 3/22/25 |

#### CAREER STATISTICS

| SEASON | W-L | ERA | APP | GS | CG | SV | IP | H | R | ER | BB | SO | 2B | HR | BAVG |
|---|---|---|---|---|---|---|---|---|---|---|---|---|---|---|---|
| 2025 | 4-3 | 4.83 | 15 | 11 | 0 | 0 | 50.1 | 53 | 31 | 27 | 17 | 54 | 9 | 8 | .262 |
| 2024 | - | - | - | - | - | - | - | - | - | - | - | - | - | - | - |
| 2023 | 2-1 | 5.58 | 18 | 2 | 0 | 2 | 30.2 | 27 | 20 | 19 | 16 | 36 | 6 | 3 | .235 |
| 2022 | - | - | - | - | - | - | - | - | - | - | - | - | - | - | - |
| 2021 | 0-1 | 4.08 | 13 | 0 | 0 | 0 | 17.2 | 16 | 12 | 8 | 12 | 24 | 5 | 4 | .239 |
| **Total** | **6-5** | **4.93** | **46** | **13** | **0** | **2** | **98.2** | **96** | **63** | **54** | **45** | **114** | **20** | **15** | **.250** |

#### PLAYER NOTES

- First career start for Indiana came in five-inning, scoreless gem against Stetson (Feb. 28, 2025)
- Made his IU debut on February 15, 2025 against Xavier
- Missed the entire 2024 season through injury suffered in January
- Transfered from Northwestern after the 2023 campaign
- In his fifth season of college baseball, only beginning third year playing
- Father, Dave, was a four-year linebacker on the football team at Stanford

### 55 • AYDAN DECKER-PETTY

*Junior • 6-5 • RHP*
New Castle, Ind./New Castle
Major: Sport Marketing and Management
Parents: Traci
Sibling: Dylan

#### CAREER HIGHS

| | |
|---|---|
| Innings Pitched | 4.2, Rutgers, 4/28/24 |
| Strikeouts | 8, Michigan, 5/17/24 |
| Batters Faced | 17, Three Times |
| Total Pitches | 76, Purdue, 5/5/24 |

#### CAREER STATISTICS

| SEASON | W-L | ERA | APP | GS | CG | SV | IP | H | R | ER | BB | SO | 2B | HR | BAVG |
|---|---|---|---|---|---|---|---|---|---|---|---|---|---|---|---|
| 2025 | 1-1 | 7.04 | 13 | 1 | 0 | 2 | 23.0 | 25 | 21 | 18 | 10 | 18 | 5 | 1 | .291 |
| 2024 | 2-2 | 6.32 | 16 | 1 | 0 | 1 | 37.0 | 34 | 28 | 26 | 27 | 38 | 7 | 6 | .236 |
| 2023 | 1-0 | 4.35 | 8 | 0 | 0 | 0 | 10.1 | 9 | 7 | 5 | 6 | 10 | 2 | 1 | .225 |
| **Total** | **4-3** | **6.27** | **37** | **2** | **0** | **3** | **70.1** | **68** | **56** | **49** | **43** | **66** | **14** | **8** | **.252** |

#### PLAYER NOTES

- Turned into solid long-relief option out of the bullpen in 2024
- Had a 4.09 ERA in seven appearances in Big Ten play in 2024
- Seven appearances in 2024 went three innings or longer
- Made first-career start against Butler (March 28, 2024)
- Top-10 recruit out of state of Indiana in 2022 (Perfect Game)

### 24 • DREW BUHR

*Graduate Student • 6-1 • RHP*
Austin, Ind./Austin
*(Bellarmine)*
Major: Certificate Program
Parents: Heather and Kevin
Siblings: Nolan, Brayden and Madison

#### CAREER HIGHS

| | |
|---|---|
| Innings Pitched | 5.0, Rutgers, 4/27/24 |
| Strikeouts | 8, Penn State, 4/13/24 |
| Batters Faced | 19, Twice |
| Total Pitches | 77, Penn State, 4/13/24 |

** - at Indiana*

#### CAREER STATISTICS

| SEASON | W-L | ERA | APP | GS | CG | SV | IP | H | R | ER | BB | SO | 2B | HR | BAVG |
|---|---|---|---|---|---|---|---|---|---|---|---|---|---|---|---|
| 2025* | 0-1 | 1.99 | 9 | 2 | 0 | 2 | 22.2 | 16 | 6 | 5 | 7 | 19 | 3 | 0 | .223 |
| 2024* | 2-2 | 3.31 | 21 | 0 | 0 | 1 | 49.0 | 42 | 19 | 18 | 17 | 48 | 8 | 8 | .228 |
| 2023 | 5-8 | 8.12 | 14 | 14 | 1 | 0 | 75.1 | 95 | 78 | 68 | 27 | 69 | 16 | 19 | .307 |
| 2022 | 0-6 | 6.97 | 15 | 10 | 0 | 0 | 62.0 | 75 | 59 | 48 | 31 | 53 | 16 | 13 | .300 |
| **Total** | **7-17** | **5.99** | **59** | **26** | **1** | **3** | **209.0** | **228** | **162** | **139** | **82** | **189** | **43** | **40** | **.278** |

#### PLAYER NOTES

- Indiana native from Austin High School
- Pitched in 29 games at Bellarmine after beginning his career at St. Louis
- Playing his sixth year of college baseball, began as a two-way player
- Held a 2.08 earned run average (26.0 IP) in Big Ten play in 2024
- Tied for team lead in appearances last season (21)
- Five relief appearances of four-plus innings in 2024

### 29 • RYAN KRAFT

*Senior • 6-4 • LHP*
Mokena, Ill./Lincoln-Way Central
Major: Secondary Eductation
Parents: Greg and Jennifer
Siblings: Lauren and Kathryn

#### CAREER HIGHS

| | |
|---|---|
| Innings Pitched | 7.1, Northwestern, 5/6/23 |
| Strikeouts | 7, Three times |
| Batters Faced | 28, Northwestern, 5/6/23 |
| Total Pitches | 95, Ohio, 4/21/23 |

#### CAREER STATISTICS

| SEASON | W-L | ERA | APP | GS | CG | SV | IP | H | R | ER | BB | SO | 2B | HR | BAVG |
|---|---|---|---|---|---|---|---|---|---|---|---|---|---|---|---|
| 2025 | 3-1 | 3.48 | 18 | 5 | 0 | 1 | 51.2 | 49 | 21 | 20 | 15 | 49 | 4 | 8 | .247 |
| 2024 | 1-1 | 7.27 | 16 | 2 | 0 | 2 | 26.0 | 35 | 26 | 21 | 18 | 30 | 7 | 8 | .313 |
| 2023 | 6-1 | 2.48 | 21 | 2 | 0 | 5 | 61.2 | 58 | 23 | 17 | 22 | 51 | 14 | 2 | .249 |
| 2022 | 2-1 | 9.78 | 25 | 1 | 0 | 0 | 42.1 | 60 | 49 | 46 | 30 | 59 | 8 | 10 | .326 |
| **Total** | **12-4** | **5.15** | **80** | **10** | **0** | **8** | **181.1** | **202** | **119** | **104** | **85** | **189** | **36** | **28** | **.278** |

#### PLAYER NOTES

- Top five in program history in career appearances (80)
- Active leader at IU in appearances (80), innings (181.2) and strikeouts (189)
- 2024 Northwoods League Pitcher of the Year - Kalamazoo Growlers
- 2023 First Team All-Big Ten (RP)
- Collected six victories and five saves in 61.2 innings pitched as a sophopmore
- Both his grandmother and grandfather are IU graduates



## 32 • COLE GILLEY

*RS-Senior • 6-1 • RHP*
Columbus, Ind./Columbus East
*(Indiana State)*
Major: Public Management
Parents: Stephen and Jennifer
Siblings: Cadence and Chloe

### CAREER HIGHS

| | |
|---|---|
| Innings Pitched | 5.1, Twice |
| Strikeouts | 11, Xavier, 2/15/25 |
| Batters Faced | 26, USC, 3/28/25 |
| Total Pitches | 97, USC, 3/28/25 |

### CAREER STATISTICS

| SEASON | W-L | ERA | APP | GS | CG | SV | IP | H | R | ER | BB | SO | 2B | HR | BAVG |
|---|---|---|---|---|---|---|---|---|---|---|---|---|---|---|---|
| 2025 | 8-3 | 4.13 | 16 | 10 | 0 | 1 | 56.2 | 48 | 34 | 26 | 15 | 70 | 6 | 8 | .219 |
| 2024 | 3-1 | 6.61 | 15 | 3 | 0 | 1 | 32.2 | 39 | 25 | 24 | 21 | 36 | 8 | 4 | .217 |
| 2023 | 0-0 | 10.80 | 5 | 0 | 0 | 0 | 6.2 | 11 | 8 | 8 | 6 | 9 | 6 | 2 | .244 |
| 2022 | - | - | - | - | - | - | - | - | - | - | - | - | - | - | - |
| 2021 | 0-0 | 0.00 | 1 | 0 | 0 | 0 | 0.1 | 0 | 0 | 0 | 0 | 1 | 0 | 0 | .000 |
| **Total** | **11-4** | **5.42** | **37** | **13** | **0** | **2** | **96.1** | **98** | **67** | **57** | **42** | **116** | **20** | **14** | **.220** |

### PLAYER NOTES

- Made Indiana debut vs. Xavier (February 15, 2025)
- Two games with atleast 10 strikeouts this season (11 - Xavier, 10 - USC)
- His 11 strikeouts vs. Xavier were most by IU pitcher on opening weekend since at least 2005
- Pitched four years, three seasons in Terre Haute at Indiana State
- Made three separate appearances against Indiana during his time with Indiana State
- Both his sisters play volleyball at Indiana State

## 38 • JACKSON YARBERRY

*Sophomore • 6-3 • RHP*
Lake St. Louis, Mo./Timberland
*(St. Louis)*
Major: Public Finance Management
Parents: Eddie and Suzanne
Sibling: Anna and Claire

### CAREER HIGHS

| | |
|---|---|
| Innings Pitched | 6.0, Rhode Island, 3/29/24 |
| Strikeouts | 7, Lindenwood, 2/21/24 |
| Batters Faced | 23, Rhode Island, 3/29/24 |
| Total Pitches | 58, Xavier, 2/15/25* |

** most at Indiana*

### CAREER STATISTICS

| SEASON | W-L | ERA | APP | GS | CG | SV | IP | H | R | ER | BB | SO | 2B | HR | BAVG |
|---|---|---|---|---|---|---|---|---|---|---|---|---|---|---|---|
| 2025 | 1-0 | 7.71 | 9 | 5 | 0 | 0 | 16.1 | 18 | 19 | 14 | 9 | 20 | 4 | 5 | .273 |
| 2024 | 6-3 | 6.33 | 19 | 4 | 0 | 0 | 42.2 | 58 | 31 | 30 | 14 | 33 | 7 | 6 | .264 |
| **Total** | **7-3** | **6.71** | **28** | **9** | **0** | **0** | **59.0** | **76** | **50** | **44** | **23** | **53** | **11** | **11** | **.266** |

### PLAYER NOTES

- Spent one season at Saint Louis University, transferred to Indiana before 2025 season
- Named A10 Rookie of the Week after scoreless outing against Rhode Island (April 2, 2024)
- Grew up in San Diego but moved to Saint Louis in freshman year of high school
- Favorite MLB pitcher is Justin Verlander, favorite team is San Fransisco Giants

## 40 • GAVIN SEEBOLD

*RS-Senior • 6-2 • RHP*
Jeffersonville, Ind./Jeffersonville
*(Southern Indiana)*
Major: Safety Management Certificate
Parents: John and Corinne
Siblings: Grant

### CAREER HIGHS

| | |
|---|---|
| Innings Pitched | 8.0, UT Martin, 5/22/24 |
| Strikeouts | 7, Twice |
| Batters Faced | 32, UT Martin, 5/22/24 |
| Total Pitches | 108, Little Rock, 5/11/24 |

### CAREER STATISTICS

| SEASON | W-L | ERA | APP | GS | CG | SV | IP | H | R | ER | BB | SO | 2B | HR | BAVG |
|---|---|---|---|---|---|---|---|---|---|---|---|---|---|---|---|
| 2025 | 3-5 | 7.57 | 15 | 6 | 0 | 2 | 52.1 | 59 | 46 | 44 | 24 | 46 | 9 | 8 | .278 |
| 2024 | 7-2 | 3.93 | 16 | 10 | 0 | 0 | 71.0 | 70 | 34 | 31 | 18 | 58 | 10 | 8 | .206 |
| 2023 | 2-4 | 8.27 | 13 | 8 | 0 | 0 | 37.0 | 43 | 42 | 34 | 23 | 26 | 12 | 8 | .179 |
| 2022 | - | - | - | - | - | - | - | - | - | - | - | - | - | - | - |
| 2021 | - | - | - | - | - | - | - | - | - | - | - | - | - | - | - |
| **Total** | **12-11** | **6.12** | **44** | **24** | **0** | **2** | **160.1** | **172** | **122** | **109** | **65** | **130** | **31** | **25** | **.217** |

### PLAYER NOTES

- Transfered to Indiana ahead of the 2025 season, third stop of his college career
- D1 Baseball's No. 79 Impact Transfer Pitcher
- 2023 Second Team All-Ohio Valley Conference
- Posted a 7-2 record with a 3.93 ERA in 2024 at Southern Indiana
- Graduated from Southern Indiana with Degree in Individualized Studies, Minor in Sports Management

## 51 • PETE HAAS

*R-Junior • 6-0 • RHP*
Hancock, N.H./Keene
Major: Liberal Studies
Parents: Pamela and Andy
Sibling: Connor

### CAREER HIGHS *(Division One level only)*

| | |
|---|---|
| Innings Pitched | 9.0, Central Connecticut State, 3/30/24 |
| Strikeouts | 9, Norfolk State, 5/11/24 |
| Batters Faced | 34, Central Connecicut State, 3/30/24 |
| Total Pitches | 115, Delaware State, 5/3/24 |

### CAREER STATISTICS

| SEASON | W-L | ERA | APP | GS | CG | SV | IP | H | R | ER | BB | SO | 2B | HR | BAVG |
|---|---|---|---|---|---|---|---|---|---|---|---|---|---|---|---|
| 2025 | 1-2 | 3.94 | 19 | 7 | 0 | 1 | 32.0 | 33 | 24 | 14 | 18 | 33 | 6 | 4 | .264 |
| 2024 | 3-6 | 5.33 | 12 | 10 | 1 | 0 | 54.0 | 67 | 45 | 32 | 22 | 49 | 10 | 6 | .247 |
| 2023 | - | - | - | - | - | - | - | - | - | - | - | - | - | - | - |
| *2022** | *3-3* | *2.51* | *7* | *7* | *2* | *0* | *43.0* | *35* | *17* | *12* | *9* | *50* | *7* | *4* | *.223* |
| **Total*** | **4-8** | **4.81** | **31** | **17** | **1** | **1** | **86.0** | **100** | **69** | **46** | **40** | **82** | **16** | **10** | **.253** |

### PLAYER NOTES

- Transferred to Indiana from Stonehill College
- Was part of Stonehill's transition to the division one level
- Played hockey growing up in New Hampshire
- Was a summer ball teammate of Devin Taylor - who recommended him to pitching coach Dustin Glant
- Missed the entire 2023 season with Tommy John Surgery

## HOOSIER TIDBITS

*reflects additional players not listed under key contributors*

### OFF THE BENCH

**3 • TYLER DEMARTINO**

*6-0 • Gr. • OF • Potomac, Md.*

- Playing his sixth year of college baseball in 2025
- 2023 Big East All-Tournament team selection
- Over 150 career appearances in college

**6 • TJ SCHUYLER**

*6-2 • So. • C • Antioch, Ill.*

- Recorded walk-off hit against Northwestern (Feb. 24)
- 2023 Conference Player of the Year in high school
- No. 22 overall prospect in state of Illinois (Perfect Game)

**9 • JAKE STADLER**

*6-1 • R-Sr. • C • Greenfield, Ind.*

- Played 51 games in 2024 after transferring from Purdue
- Big Ten Sportsmanship Award (2024)
- Opening Day starter at catcher in 2024 and 2025

**2 • JASEN OLIVER**

*5-11 • So. • INF • Almont, Mich.*

- 2024 Big Ten All-Freshman Team (INF)
- Hit 10 home runs as true freshman in 2024
- Won 85-straight games as high schooler in Michigan

**12 • HOGAN DENNY**

*6-0 • Fr. • C/OF • Mooresville, Ind.*

- ABCA/Rawlings Second Team HS All-American (2024)
- Indiana Gatorade Player of the Year (2024)
- No. 207 overall prospect in class of 2024 (Perfect Game)

**10 • JOSH PYNE**

*6-0 • Sr. • INF • Bloomfield, Ind.*

- No. 5 in program history in doubles (58)
- 2023 Third Team All-Big Ten selection (3B)
- Has recorded 222 hits in his Indiana career

**19 • COLE DECKER**

*5-11 • Fr. • OF • Evansville, Ind.*

- No. 5 outfielder in state of Indiana (Perfect Game)
- Played in the IHSBCA North/South All-Star Game (2024)
- Brother, Cameron, plays in L.A. Dodgers organization

**43 • CALEB KOSKIE**

*6-0 • Fr. • OF/LHP • Excelsior, Minn.*

- Two-way player, outfielder and left-handed pitcher
- Top-500 overall prospect in class of 2024 (Perfect Game)
- Star hockey player in prep days in Minnesota

### OUT OF THE BULLPEN

**14 • BRAYTON THOMAS**

*6-5 • Fr. • LHP • Fort Wayne, Ind.*

- No. 171 overall prospect in class of 2024 (Perfect Game)
- Top-ranked prep pitcher in state of Indiana (2024)
- Played in Perfect Game National Showcase (2023)

**26 • SETH BENES**

*6-2 • So.. • RHP • O'Fallon, Mo.*

- No. 442 overall prospect in class of 2023 (Perfect Game)
- Father, Adam, was a minor leaguer pitcher
- Uncle, Andy, was No. 1 overall pick in 1988 MLB Draft

**27 • CLAYTON WEISHEIT**

*6-6 • So. • RHP • Jasper, Ind.*

- Out for the year, underwent surgery in March
- Spent one season at Southern Indiana in 2024
- OVC All-Freshman team selection (2024)

**30 • RYAN RUSHING**

*5-10 • So. • LHP • Bradenton, Fla.*

- High School national champion at IMG Academy
- No. 215 overall prospect in class of 2023 (Perfect Game)
- Second Team High School All-American

**21 • JACOB VOGEL**

*6-7 • R-So. • RHP • North Vernon, Ind.*

- Big Ten All-Freshman Team selection (2024)
- NCBWA First Team Freshman All-American (2024)
- Worked a 2.31 ERA as a reliever last season

**41 • DERON SWANSON**

*6-3 • Sr. • LHP • Fort Wayne, Ind.*

- Spent three seasons at St. Francis in Fort Wayne
- Led the Cougars to program record 40 wins in 2024
- Has a 5-year-old daughter, Sienna

**44 • WILL ELDRIDGE**

*6-4 • Jr. • RHP • Flora, Ind.*

- Spent two seasons at Indiana Wesleyan
- 2023 Crossroads League Co-Newcomer of the Year
- Recorded 125 strikeouts as a high school junior (2021)

**31 • HENRY BRUMMEL**

*6-5 • Fr. • RHP • Pontiac, Ill.*

- No. 24 overall player in state of Illinois (Perfect Game)
- 20th round draft pick of Milwaukee Brewers (2024)
- Recorded 103 strikeouts as high school senior (2024)

**CAREER BESTS** *(at Indiana)*

***Pitchers***

| *Player* | *Pitches* | *Strikeouts* | *Hits* | *Runs* | *Walks* | *Longest Appearance* |
|---|---|---|---|---|---|---|
| Kraft, Ryan | 95 | 7 | 2 | 0 | 0 | 7.1 IP |
| Holderfield, Grant | 59 | 8 | 1 | 0 | 0 | 3.2 IP |
| Decker-Petty, Aydan | 76 | 8 | 0 | 1 | 0 | 4.2 IP |
| Vogel, Jacob | 51 | 4 | 2 | 0 | 1 | 4.0 IP |
| Buhr, Drew | 77 | 8 | 0 | 0 | 0 | 5.0 IP |
| Rushing, Ryan | 46 | 3 | 2 | 1 | 2 | 3.0 IP |
| Gilley, Cole | 97 | 11 | 2 | 0 | 0 | 6.0 IP |
| Seebold, Gavin | 83 | 7 | 1 | 0 | 0 | 6.0 IP |
| Yarberry, Jackson | 58 | 6 | 2 | 2 | 1 | 3.0 IP |
| Haas, Pete | 47 | 5 | 6 | 4 | 1 | 3.0 IP |
| Gubitosi, Anthony | 57 | 3 | 1 | 0 | 1 | 3.0 IP |
| Benes, Seth | 35 | 2 | - | - | - | 2.0 IP |
| Eldridge, Will | 25 | 2 | - | - | - | 1.0 IP |
| Grable, Ben | 98 | 8 | 3 | 0 | 1 | 5.2 IP |
| Bohnert, Matthew | 24 | 1 | - | - | - | 1.0 IP |
| Brummel, Henry | 41 | 2 | - | - | - | 2.2 IP |
| Thomas, Brayton | 45 | 4 | - | - | - | 2.2 IP |
| Koskie, Caleb | 33 | 1 | - | - | - | 1.1 IP |
| Telfer, Trey | 33 | 1 | - | - | - | 1.0 IP |
| Swanson, Deron | 72 | 7 | 3 | 0 | 1 | 4.1 IP |

**pitching reflects career lows for (hits, runs, walks) with at least 3 IP; career highs for strikeouts, pitches*

**CAREER BESTS** *(at Indiana)*

***Hitters***

| *Player* | *Hits* | *Runs* | *Doubles* | *Triples* | *RBI's* | *Home Runs* |
|---|---|---|---|---|---|---|
| Taylor, Devin | 5 | 4 | 2 | 1 | 6 | 2 |
| Cerny, Tyler | 4 | 4 | 2 | 1 | 6 | 2 |
| Pyne, Josh | 4 | 4 | 2 | 1 | 5 | 1 |
| Wiggins, Andrew | 4 | 3 | 1 | 1 | 3 | 1 |
| Brenczewski, Joey | 4 | 4 | 1 | - | 7 | 2 |
| Oliver, Jasen | 4 | 3 | 1 | 1 | 8 | 2 |
| Dickerson, Korbyn | 4 | 3 | 1 | 1 | 6 | 2 |
| Hanley, Jake | 4 | 4 | 2 | 1 | 5 | 2 |
| Stadler, Jake | 3 | 3 | 1 | 1 | 4 | 1 |
| DeMartino, Tyler | 1 | 1 | 1 | - | 1 | 1 |
| Moore, Will | 3 | 4 | 2 | - | 2 | 1 |
| Denny, Hogan | 3 | 3 | 1 | - | 3 | 1 |
| Malamazian, Cooper | 4 | 3 | 4 | 1 | 6 | 1 |
| Decker, Cole | - | 1 | - | - | - | - |
| Schuyler, T.J. | 2 | 4 | 1 | - | 3 | 1 |
| Koskie, Caleb | 3 | 2 | 2 | - | 6 | 1 |

**TEAM SEASON RECORDS** *(all-time)*

| *Category* | *Number* |
|---|---|
| Total Wins - All Time | 57 (1985) |
| Total Wins - Modern Era Scheduling | 49 (2013) |
| Big Ten Wins - All Time | 26 (2021) |
| Big Ten Wins - Traditional Scheduling | 21 (2014) |
| Losses - All TIme | 35 (2007) |

**OFFENSIVE SEASON RECORDS** *(BBCOR era began in 2011)*

| *Category* | *Number* |
|---|---|
| Home Runs | 95 (2019) |
| Hits | 751 (1985) |
| Batting Average | .355 (1988) |
| Runs | 639 (1985) |
| Doubles | 140 (2024) |

**PITCHING SEASON RECORDS** *(all-time)*

| *Category* | *Number* |
|---|---|
| Strikeouts | 600 (2022) |
| Staff ERA - lowest | 1.97 (1968) |

*Sophomore outfielder **Andrew Wiggins***

## 2025 BROADCAST NOTES

*Notes and tidbits on Indiana's 2025 roster*

**#2 Jasen Oliver**
*So. • INF • Almont, Mich.*
- Has three siblings - Jaden, Lyla and Jaxen
- Was one strip away from a black belt in "Tang Soo Do" karate
- Goes by the nickname "Jolly"

**#5 Devin Taylor**
*Jr. • OF • Cincinnati, Ohio*
- IU felt like home, the culture for him was "unmatched"
- Very easy going personality - loves to smile and live each day to the fullest
- A "program changer" according to head coach Jeff Mercer

**#8 Tyler Cerny**
*Jr. • SS • Greenwood, Ind.*
- Lost nearly 20 pounds due to an illness in junior year of high school
- Played in the Cape Cod League with Cotuit in summer of 2024
- Back-to-back seasons with 10+ home runs

**#9 Jake Stadler**
*R-Sr. • C • Greenfield, Ind.*
- Father, Barry, was in the Marching Hundred at Indiana
- Avid golfer, holds a six handicap on the course
- Had seven hits in three years at Purdue ('21-23), 42 in first year at IU ('24)

**#10 Josh Pyne**
*Sr. • INF • Bloomfield, Ind.*
- "Hometown Hero" - grew up just west in Bloomfield
- Father, Jared, and mother, Brooke, attend nearly ever home and away game
- Loves hunting and fishing, has gone before with head coach Jeff Mercer

**#12 Hogan Denny**
*Fr. • C/OF • Mooresville, Ind.*
- 2024 Indiana Gatorade State Player of the Year
- Recorded 12 strikeouts on the mound in the 2024 IHSAA State Title Game
- Won a little league title at Cooperstown when he was 12-years old

**#13 Andrew Wiggins**
*So. • OF • Indianapolis, Ind.*
- Father, Eric, is a Pastor; Mother, Camille, is an Attorney
- Minoring in Music through the Jacobs School, fantastic saxophone player
- Played travel baseball with 2023 MLB Draft No. 3 Overall Pick - Max Clark

**#14 Brayton Thomas**
*Fr. • LHP • Fort Wayne, Ind.*
- Favorite MLB team is the Chicago Cubs - loves watching Shota Imanaga
- Very committed to his faith; attended Bishop Dwenger - a Catholic school
- Spends lots of time at the lake - avid rider of jet skis

**#20 Korbyn Dickerson**
*R-So. • OF • Jeffersonville, Ind.*
- Drafted by the Minnesota Twins - 20th Round of 2022 MLB Draft
- Grew up on Indiana side of border but attended Trinity (Ky.) High School
- Majoring in exercise science at Indiana

**#23 Joey Brenczewski**
*R-So. • INF/OF • Fishers, Ind.*
- Redshirted his initial season on campus
- Was a high school shortstop but has transitioned into outfielder/first base
- Both of his brothers - Caleb and Kiel - played college baseball

**#24 Drew Buhr**
*Gr. • RHP • Austin, Ind.*
- One of two players (DeMartino) in their sixth year of college baseball
- Graduated from Austin High School - enrollment under 500 kids
- One of three players (DeMartino, Seebold) at third different D1 program

**#29 Ryan Kraft**
*Sr. • LHP • Mokena, Ill.*
- Majoring in Secondary Education - both his parents are teachers
- One of three players (Holderfield, Pyne) left from his prep recruiting class
- Won Northwoods League Pitcher of the Year honors in 2024

**#32 Cole Gilley**
*Gr. • RHP • Columbus, Ind.*
- All three kids in his family have first names that begin with "C"
- Joins group of pitchers that have pitched against IU and transferred here
- Favorite MLB pitcher is Max Scherzer, favorite team is Cincinnati Reds

**#34 Jake Hanley**
*Fr. • INF • Mason, Ohio*
- Wears No. 34 because his dad was big Nolan Ryan fan growing up
- Father, Todd, pitched at the University of Toledo
- Led Mason High School to first state title in school history

**#38 Jackson Yarberry**
*So. • RHP • Lake St. Louis, Mo.*
- Longtime friend with fellow sophomore pitcher Seth Benes
- Played travel baseball with the UA STL Prospects
- Just third player in program history with a last name beginning with "Y"

**#40 Gavin Seebold**
*R-Sr. • RHP • Jeffersonville, Ind.*
- Very strong in faith, active member of the Fellowship of Christian Athletes
- An interesting note: Gavin Seebold is color blind
- Picked Indiana because the coaches "are bought in and care a ton"

**#41 Deron Swanson**
*Sr. • LHP • Fort Wayne, Ind.*
- Favorite MLB pitcher is fellow south paw Clayton Kershaw
- Father of a 5-year-old daughter, Sienna
- Recently got engaged to his girlfiend, Jazlyn, over Christmas break

**#55 Aydan Decker-Petty**
*Jr. • RHP • New Castle, Ind.*
- Effecitvely known as "ADP" by coaches and players
- Favorite baseball memories are learning the game from his grandfather
- Started playing at 4-years-old, kept playing and hasn't stopped

### BIG MOMENTS IN 2025

| *Opponent (Date)* | *Big Moment* |
|---|---|
| Northwestern (Feb. 24) | T.J. Schuyler's first career hit walks off Northwestern in Cary |
| Indiana State (March 11) | Will Moore's bunt leads to three runs on single, throwing error |
| Ohio State - 2 (March 14) | Hogan Denny delivers walk-off single in the bottom of the 10th |
| Evansville (March 18) | Tyler Cerny's diving catch keeps game-tying run off the board |
| Michigan State (April 7) | Devin Taylor's two-run single wins weekend opener over Spartans |
| Maryland (April 18) | Ben Grable tosses scoreless ninth inning, IU walks it off in home half |
| Abilene Christian (May 4) | Joey Brenczewski hits a pinch-hit three-run home run in the seventh inning |
| Purdue (May 11) | Korbyn Dickerson crushes three-run home run, IU rolls to series victory |

### 2025 COMEBACKS

| *Opponent (Date)* | *Trailed (Inn.)* | *Final Score* |
|---|---|---|
| Northwestern (Feb. 24) | 0-2 (2nd) | W, 4-3 |
| Mount St. Mary's (March 2) | 2-5 (2nd) | W, 20-7 (7) |
| Ohio State - 1 (March 14) | 0-2 (2nd) | W, 12-2 (8) |
| Ohio State - 2 (March 14) | 3-7 (8th) | W, 8-7 (10) |
| Maryland (April 18) | 1-6 (8th) | W, 7-6 |
| Abilene Christian (May 4) | 0-3 (6th) | W, 7-6 |

# Indiana Baseball
## Overall Statistics for Indiana (as of May 11, 2025)
## (All games Sorted by Batting avg)

Record: 29-22 Home: 14-8 Away: 9-10 Neutral: 6-4 Big Ten: 14-13

| Player | avg | gp-gs | ab | r | h | 2b | 3b | hr | rbi | tb | slg% | bb | hp | so | gdp | ob% | sf | sh | sb-att | po | a | e | fld% |
|---|---|---|---|---|---|---|---|---|---|---|---|---|---|---|---|---|---|---|---|---|---|---|---|
| 5 Taylor, Devin | .366 | 50-50 | 194 | 59 | 71 | 13 | 2 | 14 | 55 | 130 | .670 | 47 | 1 | 27 | 4 | .488 | 2 | 0 | 11-15 | 85 | 4 | 2 | .978 |
| 34 Hanley, Jake | .343 | 51-51 | 198 | 47 | 68 | 9 | 1 | 13 | 50 | 118 | .596 | 30 | 5 | 44 | 0 | .438 | 2 | 1 | 1-1 | 362 | 21 | 0 | 1.000 |
| 20 Dickerson, Korbyn | .342 | 51-51 | 219 | 56 | 75 | 13 | 3 | 19 | 75 | 151 | .689 | 22 | 3 | 44 | 1 | .408 | 1 | 1 | 5-5 | 112 | 1 | 2 | .983 |
| 15 Malamazian, Coope | .342 | 50-41 | 152 | 38 | 52 | 17 | 1 | 4 | 40 | 83 | .546 | 15 | 5 | 46 | 3 | .411 | 3 | 1 | 3-5 | 29 | 88 | 6 | .951 |
| 11 Moore, Will | .319 | 41-37 | 116 | 31 | 37 | 4 | 0 | 1 | 17 | 44 | .379 | 30 | 16 | 23 | 0 | .509 | 1 | 5 | 5-5 | 21 | 58 | 7 | .919 |
| 8 Cerny, Tyler | .276 | 50-49 | 185 | 48 | 51 | 14 | 2 | 9 | 31 | 96 | .519 | 15 | 17 | 32 | 3 | .379 | 2 | 3 | 6-8 | 72 | 115 | 17 | .917 |
| 12 Denny, Hogan | .273 | 45-34 | 121 | 31 | 33 | 9 | 0 | 6 | 22 | 60 | .496 | 20 | 6 | 28 | 1 | .399 | 1 | 0 | 0-0 | 26 | 2 | 0 | 1.000 |
| 13 Wiggins, Andrew | .261 | 38-32 | 119 | 34 | 31 | 7 | 1 | 4 | 23 | 52 | .437 | 34 | 11 | 32 | 0 | .461 | 1 | 0 | 7-8 | 58 | 3 | 1 | .984 |
| --- | | | | | | | | | | | | | | | | | | | | | | | |
| 37 Gilbert, Ryan | .500 | 2-0 | 2 | 1 | 1 | 0 | 0 | 1 | 2 | 4 | 2.000 | 0 | 0 | 0 | 0 | .500 | 0 | 0 | 0-0 | 0 | 0 | 0 | .000 |
| 23 Brenczewski, Joey | .300 | 37-23 | 90 | 25 | 27 | 4 | 0 | 3 | 24 | 40 | .444 | 15 | 9 | 24 | 0 | .440 | 2 | 1 | 2-2 | 0 | 0 | 0 | .000 |
| 9 Stadler, Jake | .272 | 39-25 | 92 | 22 | 25 | 3 | 1 | 2 | 13 | 36 | .391 | 19 | 8 | 9 | 2 | .437 | 0 | 5 | 0-0 | 237 | 13 | 6 | .977 |
| 6 Schuyler, T.J. | .247 | 33-28 | 85 | 14 | 21 | 3 | 0 | 2 | 17 | 30 | .353 | 8 | 0 | 19 | 1 | .312 | 0 | 2 | 0-0 | 189 | 17 | 3 | .986 |
| 3 DeMartino, Tyler | .222 | 11-1 | 9 | 1 | 2 | 1 | 0 | 1 | 3 | 6 | .667 | 1 | 1 | 4 | 0 | .364 | 0 | 0 | 0-1 | 3 | 1 | 0 | 1.000 |
| 43 Koskie, Caleb | .205 | 19-12 | 44 | 9 | 9 | 5 | 0 | 1 | 9 | 17 | .386 | 8 | 1 | 12 | 0 | .340 | 0 | 0 | 0-0 | 20 | 1 | 0 | 1.000 |
| 2 Oliver, Jasen | .171 | 27-20 | 76 | 8 | 13 | 2 | 1 | 3 | 17 | 26 | .342 | 14 | 0 | 17 | 1 | .297 | 1 | 1 | 1-2 | 34 | 41 | 4 | .949 |
| 10 Pyne, Josh | .000 | 5-5 | 10 | 1 | 0 | 0 | 0 | 0 | 0 | 0 | .000 | 1 | 0 | 3 | 0 | .091 | 0 | 0 | 0-0 | 4 | 5 | 1 | .900 |
| 19 Decker, Cole | .000 | 23-0 | 5 | 8 | 0 | 0 | 0 | 0 | 0 | 0 | .000 | 1 | 0 | 3 | 0 | .167 | 0 | 0 | 0-0 | 2 | 0 | 0 | 1.000 |
| Totals | .301 | 51 | 1717 | 433 | 516 | 104 | 12 | 83 | 398 | 893 | .520 | 280 | 83 | 367 | 16 | .419 | 16 | 20 | 41-52 | 1277 | 404 | 54 | .969 |
| Opponents | .264 | 51 | 1657 | 311 | 437 | 73 | 12 | 57 | 289 | 705 | .425 | 217 | 67 | 424 | 15 | .368 | 17 | 19 | 43-58 | 1268 | 460 | 53 | .970 |

LOB - Team (415), Opp (389). DPs turned - Team (27), Opp (37). IBB - Team (6), Taylor 5, Dickerson, K 1, Opp (1). Picked off - Moore, W. 3, DeMartino 1, Hanley 1.

## (All games Sorted by Earned run avg)

| Player | era | w-l | app | gs | cg | sho | sv | ip | h | r | er | bb | so | 2b | 3b | hr | b/avg | wp | hp | bk | sfa | sha |
|---|---|---|---|---|---|---|---|---|---|---|---|---|---|---|---|---|---|---|---|---|---|---|
| 29 Kraft, Ryan | 3.48 | 3-1 | 18 | 5 | 0 | 0/2 | 1 | 51.2 | 49 | 21 | 20 | 15 | 49 | 7 | 4 | 8 | .247 | 0 | 4 | 0 | 0 | 3 |
| 32 Gilley, Cole | 4.13 | 8-3 | 16 | 10 | 0 | 0/2 | 1 | 56.2 | 48 | 34 | 26 | 15 | 70 | 6 | 0 | 8 | .219 | 5 | 5 | 0 | 1 | 1 |
| 40 Seebold, Gavin | 7.57 | 3-5 | 15 | 6 | 0 | 0/0 | 2 | 52.1 | 59 | 46 | 44 | 24 | 46 | 9 | 1 | 8 | .278 | 3 | 5 | 1 | 3 | 1 |
| --- | | | | | | | | | | | | | | | | | | | | | | |
| 24 Buhr, Drew | 1.99 | 0-1 | 9 | 2 | 0 | 0/0 | 2 | 22.2 | 16 | 6 | 5 | 7 | 19 | 3 | 0 | 0 | .211 | 0 | 1 | 0 | 3 | 2 |
| 51 Haas, Pete | 3.94 | 1-2 | 19 | 7 | 0 | 0/1 | 1 | 32.0 | 33 | 24 | 14 | 18 | 33 | 6 | 2 | 4 | .264 | 2 | 2 | 0 | 2 | 1 |
| 33 Telfer, Trey | 4.70 | 0-1 | 8 | 0 | 0 | 0/1 | 0 | 7.2 | 9 | 4 | 4 | 5 | 5 | 2 | 0 | 1 | .290 | 1 | 0 | 0 | 0 | 0 |
| 41 Swanson, Deron | 4.72 | 2-1 | 6 | 3 | 0 | 0/0 | 0 | 13.1 | 15 | 7 | 7 | 9 | 16 | 4 | 0 | 1 | .283 | 1 | 2 | 0 | 0 | 2 |
| 21 Vogel, Jacob | 4.82 | 0-0 | 9 | 0 | 0 | 0/0 | 1 | 9.1 | 13 | 5 | 5 | 4 | 3 | 4 | 0 | 0 | .333 | 1 | 3 | 0 | 0 | 1 |
| 17 Grable, Ben | 4.83 | 4-3 | 15 | 11 | 0 | 0/0 | 0 | 50.1 | 53 | 31 | 27 | 17 | 54 | 9 | 2 | 8 | .262 | 2 | 3 | 3 | 1 | 1 |
| 55 Decker-Petty, Ayda | 7.04 | 1-1 | 13 | 1 | 0 | 0/1 | 2 | 23.0 | 25 | 21 | 18 | 10 | 18 | 5 | 1 | 1 | .291 | 2 | 7 | 0 | 1 | 3 |
| 16 Gubitosi, Anthony | 7.04 | 1-1 | 10 | 0 | 0 | 0/0 | 0 | 15.1 | 8 | 13 | 12 | 20 | 8 | 1 | 0 | 2 | .160 | 5 | 1 | 0 | 0 | 1 |
| 18 Holderfield, Grant | 7.43 | 3-0 | 15 | 0 | 0 | 0/1 | 0 | 23.0 | 28 | 21 | 19 | 14 | 24 | 5 | 0 | 2 | .295 | 2 | 8 | 1 | 4 | 0 |
| 38 Yarberry, Jackson | 7.71 | 1-0 | 9 | 5 | 0 | 0/0 | 0 | 16.1 | 18 | 19 | 14 | 9 | 20 | 4 | 0 | 5 | .273 | 1 | 3 | 0 | 0 | 1 |
| 14 Thomas, Brayton | 7.71 | 0-0 | 14 | 0 | 0 | 0/1 | 0 | 14.0 | 10 | 12 | 12 | 7 | 20 | 1 | 0 | 2 | .204 | 0 | 9 | 0 | 0 | 0 |
| 44 Eldridge, Will | 8.10 | 0-0 | 4 | 0 | 0 | 0/0 | 0 | 3.1 | 3 | 3 | 3 | 5 | 3 | 0 | 0 | 0 | .250 | 1 | 3 | 0 | 0 | 0 |
| 30 Rushing, Ryan | 8.53 | 0-1 | 12 | 0 | 0 | 0/1 | 0 | 12.2 | 14 | 12 | 12 | 13 | 16 | 0 | 0 | 0 | .280 | 2 | 4 | 0 | 0 | 0 |
| 28 Bohnert, Matthew | 9.00 | 0-1 | 4 | 0 | 0 | 0/0 | 0 | 2.0 | 2 | 2 | 2 | 3 | 1 | 0 | 0 | 0 | .250 | 0 | 0 | 0 | 0 | 0 |
| 31 Brummel, Henry | 12.38 | 1-1 | 8 | 1 | 0 | 0/0 | 0 | 8.0 | 13 | 12 | 11 | 9 | 7 | 1 | 1 | 2 | .382 | 2 | 4 | 0 | 1 | 1 |
| 26 Benes, Seth | 12.46 | 1-0 | 11 | 0 | 0 | 0/0 | 0 | 8.2 | 15 | 12 | 12 | 9 | 9 | 5 | 1 | 4 | .395 | 2 | 1 | 0 | 0 | 0 |
| 43 Koskie, Caleb | 16.20 | 0-0 | 5 | 0 | 0 | 0/0 | 0 | 3.1 | 6 | 6 | 6 | 4 | 3 | 1 | 0 | 1 | .429 | 1 | 2 | 0 | 1 | 1 |
| Totals | 5.77 | 29-22 | 51 | 51 | 0 | 2/2 | 10 | 425.2 | 437 | 311 | 273 | 217 | 424 | 73 | 12 | 57 | .264 | 33 | 67 | 5 | 17 | 19 |
| Opponents | 8.28 | 22-29 | 51 | 51 | 1 | 2/2 | 8 | 422.2 | 516 | 433 | 389 | 280 | 367 | 104 | 12 | 83 | .301 | 56 | 83 | 5 | 16 | 20 |

PB - Team (10), Schuyler 6, Stadler, J. 4, Opp (16). Pickoffs - Team (7), Kraft 3, Stadler, J. 2, Schuyler 1, Vogel 1, Opp (5). SBA/ATT - Schuyler (21-31), Stadler, J. (22-26), Haas, P. (9-11), Kraft (9-10), Grable (6-6), Decker-Petty (3-5), Brummel (3-5), Buhr (3-5), Seebold (3-4), Holderfield (4-4), Rushing (0-2), Benes (1-2), Gilley (1-2), Thomas (1-1), Yarberry (0-1).

# Indiana Baseball
## Overall Statistics for Indiana (as of May 11, 2025)
## (Last 5 Sorted by Batting avg)

Record: 4-1 Home: 2-1 Away: 2-0 Big Ten: 2-1

| Player | avg | gp-gs | ab | r | h | 2b | 3b | hr | rbi | tb | slg% | bb | hp | so | gdp | ob% | sf | sh | sb-att | po | a | e | fld% |
|---|---|---|---|---|---|---|---|---|---|---|---|---|---|---|---|---|---|---|---|---|---|---|---|
| 8 Cerny, Tyler | .438 | 5-4 | 16 | 6 | 7 | 1 | 0 | 0 | 0 | 8 | .500 | 1 | 1 | 0 | 0 | .500 | 0 | 0 | 1-1 | 4 | 16 | 3 | .870 |
| 20 Dickerson, Korbyn | .364 | 5-5 | 22 | 7 | 8 | 2 | 0 | 2 | 9 | 16 | .727 | 2 | 0 | 3 | 0 | .417 | 0 | 0 | 2-2 | 6 | 0 | 0 | 1.000 |
| 5 Taylor, Devin | .353 | 5-5 | 17 | 6 | 6 | 2 | 0 | 0 | 3 | 8 | .471 | 6 | 0 | 2 | 1 | .500 | 1 | 0 | 1-1 | 9 | 1 | 0 | 1.000 |
| 15 Malamazian, Coope | .348 | 5-5 | 23 | 4 | 8 | 2 | 0 | 0 | 6 | 10 | .435 | 1 | 0 | 9 | 2 | .375 | 0 | 0 | 2-3 | 6 | 13 | 1 | .950 |
| 34 Hanley, Jake | .316 | 5-5 | 19 | 2 | 6 | 1 | 0 | 1 | 6 | 10 | .526 | 3 | 0 | 6 | 0 | .391 | 1 | 0 | 0-0 | 46 | 2 | 0 | 1.000 |
| 11 Moore, Will | .313 | 5-5 | 16 | 4 | 5 | 1 | 0 | 0 | 4 | 6 | .375 | 4 | 3 | 2 | 0 | .500 | 1 | 1 | 1-1 | 1 | 7 | 2 | .800 |
| 12 Denny, Hogan | .294 | 5-5 | 17 | 5 | 5 | 2 | 0 | 1 | 3 | 10 | .588 | 5 | 0 | 2 | 0 | .455 | 0 | 0 | 0-0 | 0 | 0 | 0 | .000 |
| 13 Wiggins, Andrew | .222 | 5-4 | 9 | 4 | 2 | 0 | 0 | 1 | 2 | 5 | .556 | 6 | 2 | 4 | 0 | .588 | 0 | 0 | 2-2 | 4 | 0 | 0 | 1.000 |
| --- | | | | | | | | | | | | | | | | | | | | | | | |
| 23 Brenczewski, Joey | .500 | 3-0 | 2 | 3 | 1 | 0 | 0 | 1 | 4 | 4 | 2.000 | 0 | 1 | 0 | 0 | .667 | 0 | 0 | 0-0 | 0 | 0 | 0 | .000 |
| 9 Stadler, Jake | .333 | 3-2 | 6 | 2 | 2 | 0 | 0 | 0 | 1 | 2 | .333 | 2 | 0 | 1 | 0 | .500 | 0 | 1 | 0-0 | 19 | 2 | 0 | 1.000 |
| 6 Schuyler, T.J. | .200 | 3-3 | 10 | 1 | 2 | 0 | 0 | 1 | 3 | 5 | .500 | 0 | 0 | 4 | 0 | .200 | 0 | 0 | 0-0 | 26 | 2 | 0 | 1.000 |
| 43 Koskie, Caleb | .000 | 2-1 | 3 | 0 | 0 | 0 | 0 | 0 | 0 | 0 | .000 | 0 | 0 | 1 | 0 | .000 | 0 | 0 | 0-0 | 0 | 0 | 0 | .000 |
| 2 Oliver, Jasen | .000 | 2-1 | 2 | 0 | 0 | 0 | 0 | 0 | 0 | 0 | .000 | 0 | 0 | 0 | 0 | .000 | 0 | 0 | 0-0 | 2 | 0 | 0 | 1.000 |
| 3 DeMartino, Tyler | .000 | 2-0 | 1 | 0 | 0 | 0 | 0 | 0 | 0 | 0 | .000 | 0 | 1 | 0 | 0 | .500 | 0 | 0 | 0-0 | 1 | 0 | 0 | 1.000 |
| Totals | .319 | 5 | 163 | 44 | 52 | 11 | 0 | 7 | 41 | 84 | .515 | 30 | 8 | 34 | 3 | .441 | 3 | 2 | 9-10 | 129 | 47 | 7 | .962 |
| Opponents | .224 | 5 | 161 | 20 | 36 | 5 | 1 | 4 | 19 | 55 | .342 | 13 | 7 | 45 | 0 | .309 | 0 | 3 | 5-8 | 124 | 48 | 4 | .977 |

LOB - Team (38), Opp (35). DPs turned - Team (2), Opp (5). IBB - Team (2), Taylor 2. Picked off - Moore, W. 1.

## (Last 5 Sorted by Earned run avg)

| Player | era | w-l | app | gs | cg | sho | sv | ip | h | r | er | bb | so | 2b | 3b | hr | b/avg | wp | hp | bk | sfa | sha |
|---|---|---|---|---|---|---|---|---|---|---|---|---|---|---|---|---|---|---|---|---|---|---|
| 32 Gilley, Cole | 0.00 | 1-0 | 2 | 1 | 0 | 0/1 | 0 | 7.0 | 5 | 3 | 0 | 2 | 7 | 1 | 0 | 1 | .192 | 0 | 0 | 0 | 0 | 0 |
| 29 Kraft, Ryan | 0.00 | 1-0 | 1 | 1 | 0 | 0/1 | 0 | 7.0 | 5 | 0 | 0 | 1 | 4 | 1 | 0 | 0 | .208 | 0 | 1 | 0 | 0 | 1 |
| 40 Seebold, Gavin | 2.70 | 0-0 | 2 | 0 | 0 | 0/0 | 1 | 6.2 | 3 | 2 | 2 | 0 | 10 | 0 | 0 | 1 | .130 | 0 | 1 | 0 | 0 | 0 |
| 17 Grable, Ben | 4.50 | 0-1 | 2 | 2 | 0 | 0/0 | 0 | 10.0 | 11 | 8 | 5 | 3 | 9 | 1 | 1 | 2 | .256 | 0 | 0 | 2 | 0 | 0 |
| --- | | | | | | | | | | | | | | | | | | | | | | |
| 51 Haas, Pete | 0.00 | 0-0 | 2 | 0 | 0 | 0/1 | 0 | 2.2 | 2 | 2 | 0 | 2 | 1 | 1 | 0 | 0 | .200 | 0 | 1 | 0 | 0 | 1 |
| 24 Buhr, Drew | 0.00 | 0-0 | 1 | 1 | 0 | 0/0 | 0 | 2.0 | 0 | 0 | 0 | 0 | 3 | 0 | 0 | 0 | .000 | 0 | 1 | 0 | 0 | 0 |
| 38 Yarberry, Jackson | 0.00 | 1-0 | 1 | 0 | 0 | 0/0 | 0 | 2.0 | 1 | 0 | 0 | 1 | 3 | 0 | 0 | 0 | .143 | 0 | 0 | 0 | 0 | 0 |
| 18 Holderfield, Grant | 0.00 | 1-0 | 1 | 0 | 0 | 0/0 | 0 | 1.1 | 1 | 0 | 0 | 1 | 3 | 0 | 0 | 0 | .200 | 0 | 0 | 0 | 0 | 0 |
| 14 Thomas, Brayton | 9.00 | 0-0 | 2 | 0 | 0 | 0/0 | 0 | 2.0 | 4 | 2 | 2 | 1 | 4 | 1 | 0 | 0 | .400 | 0 | 2 | 0 | 0 | 0 |
| 55 Decker-Petty, Ayda | 11.57 | 0-0 | 2 | 0 | 0 | 0/0 | 1 | 2.1 | 4 | 3 | 3 | 2 | 1 | 0 | 0 | 0 | .500 | 0 | 1 | 0 | 0 | 1 |
| Totals | 2.51 | 4-1 | 5 | 5 | 0 | 1/1 | 2 | 43.0 | 36 | 20 | 12 | 13 | 45 | 5 | 1 | 4 | .224 | 0 | 7 | 2 | 0 | 3 |
| Opponents | 8.71 | 1-4 | 5 | 5 | 0 | 0/0 | 0 | 41.1 | 52 | 44 | 40 | 30 | 34 | 11 | 0 | 7 | .319 | 5 | 8 | 0 | 3 | 2 |

PB - Team (1), Stadler, J. 1, Opp (2). Pickoffs - Team (0), Opp (1). SBA/ATT - Schuyler (4-6), Grable (3-3), Decker-Petty (1-2), Stadler, J. (1-2), Kraft (1-1), Gilley (0-1), Buhr (0-1).

# Indiana Baseball
## Overall Statistics for Indiana (as of May 11, 2025)
## (Last 10 Sorted by Batting avg)

Record: 6-4 Home: 2-1 Away: 4-3 Big Ten: 2-4

| Player | avg | gp-gs | ab | r | h | 2b | 3b | hr | rbi | tb | slg% | bb | hp | so | gdp | ob% | sf | sh | sb-att | po | a | e | fld% |
|---|---|---|---|---|---|---|---|---|---|---|---|---|---|---|---|---|---|---|---|---|---|---|---|
| 15 Malamazian, Coope | .341 | 10-10 | 41 | 8 | 14 | 3 | 1 | 0 | 9 | 19 | .463 | 2 | 1 | 17 | 2 | .386 | 0 | 0 | 2-3 | 7 | 20 | 1 | .964 |
| 34 Hanley, Jake | .324 | 10-10 | 37 | 7 | 12 | 2 | 1 | 3 | 13 | 25 | .676 | 6 | 0 | 8 | 0 | .409 | 1 | 0 | 0-0 | 68 | 3 | 0 | 1.000 |
| 5 Taylor, Devin | .300 | 9-9 | 30 | 9 | 9 | 3 | 0 | 1 | 6 | 15 | .500 | 10 | 0 | 5 | 1 | .463 | 1 | 0 | 2-3 | 18 | 1 | 0 | 1.000 |
| 8 Cerny, Tyler | .294 | 10-9 | 34 | 8 | 10 | 3 | 0 | 0 | 2 | 13 | .382 | 3 | 1 | 4 | 1 | .368 | 0 | 1 | 1-1 | 15 | 24 | 4 | .907 |
| 11 Moore, Will | .265 | 10-10 | 34 | 7 | 9 | 1 | 0 | 0 | 4 | 10 | .294 | 6 | 6 | 7 | 0 | .447 | 1 | 1 | 1-1 | 6 | 13 | 2 | .905 |
| 20 Dickerson, Korbyn | .243 | 10-10 | 37 | 9 | 9 | 2 | 0 | 2 | 10 | 17 | .459 | 5 | 3 | 11 | 0 | .378 | 0 | 0 | 2-2 | 23 | 0 | 0 | 1.000 |
| 12 Denny, Hogan | .242 | 10-10 | 33 | 6 | 8 | 2 | 0 | 2 | 5 | 16 | .485 | 9 | 1 | 5 | 0 | .419 | 0 | 0 | 0-0 | 1 | 0 | 0 | 1.000 |
| 13 Wiggins, Andrew | .222 | 8-7 | 18 | 5 | 4 | 1 | 0 | 1 | 3 | 8 | .444 | 8 | 3 | 6 | 0 | .517 | 0 | 0 | 2-2 | 6 | 0 | 0 | 1.000 |
| --- | | | | | | | | | | | | | | | | | | | | | | | |
| 9 Stadler, Jake | .412 | 6-5 | 17 | 4 | 7 | 0 | 0 | 1 | 5 | 10 | .588 | 2 | 0 | 2 | 0 | .474 | 0 | 2 | 0-0 | 46 | 2 | 1 | .980 |
| 23 Brenczewski, Joey | .222 | 5-2 | 9 | 4 | 2 | 1 | 0 | 1 | 5 | 6 | .667 | 0 | 1 | 0 | 0 | .300 | 0 | 0 | 0-0 | 0 | 0 | 0 | .000 |
| 6 Schuyler, T.J. | .125 | 5-5 | 16 | 1 | 2 | 0 | 0 | 1 | 3 | 5 | .313 | 0 | 0 | 6 | 0 | .125 | 0 | 0 | 0-0 | 44 | 3 | 0 | 1.000 |
| 43 Koskie, Caleb | .125 | 4-2 | 8 | 0 | 1 | 0 | 0 | 0 | 0 | 1 | .125 | 1 | 0 | 4 | 0 | .222 | 0 | 0 | 0-0 | 3 | 0 | 0 | 1.000 |
| 2 Oliver, Jasen | .000 | 2-1 | 2 | 0 | 0 | 0 | 0 | 0 | 0 | 0 | .000 | 0 | 0 | 0 | 0 | .000 | 0 | 0 | 0-0 | 2 | 0 | 0 | 1.000 |
| 3 DeMartino, Tyler | .000 | 3-0 | 1 | 0 | 0 | 0 | 0 | 0 | 0 | 0 | .000 | 0 | 1 | 0 | 0 | .500 | 0 | 0 | 0-0 | 2 | 0 | 0 | 1.000 |
| 19 Decker, Cole | .000 | 1-0 | 0 | 1 | 0 | 0 | 0 | 0 | 0 | 0 | .000 | 0 | 0 | 0 | 0 | .000 | 0 | 0 | 0-0 | 0 | 0 | 0 | .000 |
| Totals | .274 | 10 | 317 | 69 | 87 | 18 | 2 | 12 | 65 | 145 | .457 | 52 | 17 | 75 | 4 | .401 | 3 | 4 | 10-12 | 248 | 72 | 9 | .973 |
| Opponents | .247 | 10 | 320 | 55 | 79 | 15 | 1 | 12 | 52 | 132 | .413 | 32 | 13 | 90 | 0 | .339 | 1 | 5 | 10-13 | 250 | 92 | 7 | .980 |

LOB - Team (74), Opp (68). DPs turned - Team (3), Opp (10). IBB - Team (2), Taylor 2. Picked off - Moore, W. 1.

## (Last 10 Sorted by Earned run avg)

| Player | era | w-l | app | gs | cg | sho | sv | ip | h | r | er | bb | so | 2b | 3b | hr | b/avg | wp | hp | bk | sfa | sha |
|---|---|---|---|---|---|---|---|---|---|---|---|---|---|---|---|---|---|---|---|---|---|---|
| 29 Kraft, Ryan | 2.20 | 2-0 | 3 | 2 | 0 | 0/1 | 0 | 16.1 | 12 | 4 | 4 | 2 | 14 | 2 | 0 | 2 | .203 | 0 | 2 | 0 | 0 | 1 |
| 40 Seebold, Gavin | 3.27 | 0-1 | 3 | 0 | 0 | 0/0 | 1 | 11.0 | 7 | 4 | 4 | 2 | 17 | 1 | 0 | 2 | .175 | 0 | 1 | 0 | 0 | 0 |
| 32 Gilley, Cole | 4.85 | 1-1 | 4 | 2 | 0 | 0/1 | 1 | 13.0 | 12 | 10 | 7 | 6 | 13 | 2 | 0 | 2 | .235 | 0 | 1 | 0 | 0 | 0 |
| 17 Grable, Ben | 7.07 | 0-2 | 3 | 3 | 0 | 0/0 | 0 | 14.0 | 17 | 14 | 11 | 5 | 17 | 4 | 1 | 3 | .283 | 0 | 0 | 2 | 1 | 0 |
| --- | | | | | | | | | | | | | | | | | | | | | | |
| 24 Buhr, Drew | 0.00 | 0-0 | 2 | 2 | 0 | 0/0 | 0 | 3.0 | 1 | 0 | 0 | 1 | 4 | 0 | 0 | 0 | .111 | 0 | 1 | 0 | 0 | 0 |
| 18 Holderfield, Grant | 0.00 | 1-0 | 1 | 0 | 0 | 0/0 | 0 | 1.1 | 1 | 0 | 0 | 1 | 3 | 0 | 0 | 0 | .200 | 0 | 0 | 0 | 0 | 0 |
| 51 Haas, Pete | 1.69 | 0-0 | 4 | 1 | 0 | 0/1 | 0 | 5.1 | 5 | 3 | 1 | 5 | 3 | 2 | 0 | 0 | .238 | 0 | 1 | 0 | 0 | 1 |
| 38 Yarberry, Jackson | 2.25 | 1-0 | 2 | 0 | 0 | 0/0 | 0 | 4.0 | 3 | 4 | 1 | 2 | 4 | 0 | 0 | 2 | .188 | 0 | 0 | 0 | 0 | 0 |
| 55 Decker-Petty, Ayda | 5.79 | 1-0 | 4 | 0 | 0 | 0/0 | 1 | 9.1 | 9 | 6 | 6 | 3 | 7 | 1 | 0 | 0 | .290 | 0 | 3 | 0 | 0 | 3 |
| 14 Thomas, Brayton | 11.25 | 0-0 | 5 | 0 | 0 | 0/0 | 0 | 4.0 | 7 | 5 | 5 | 3 | 8 | 1 | 0 | 0 | .368 | 0 | 4 | 0 | 0 | 0 |
| 21 Vogel, Jacob | 27.00 | 0-0 | 1 | 0 | 0 | 0/0 | 0 | 1.0 | 4 | 3 | 3 | 1 | 0 | 2 | 0 | 0 | .571 | 1 | 0 | 0 | 0 | 0 |
| 26 Benes, Seth | 54.00 | 0-0 | 1 | 0 | 0 | 0/0 | 0 | 0.1 | 1 | 2 | 2 | 1 | 0 | 0 | 0 | 1 | .500 | 0 | 0 | 0 | 0 | 0 |
| Totals | 4.79 | 6-4 | 10 | 10 | 0 | 1/1 | 3 | 82.2 | 79 | 55 | 44 | 32 | 90 | 15 | 1 | 12 | .247 | 1 | 13 | 2 | 1 | 5 |
| Opponents | 7.02 | 4-6 | 10 | 10 | 0 | 1/1 | 0 | 83.1 | 87 | 69 | 65 | 52 | 75 | 18 | 2 | 12 | .274 | 8 | 17 | 0 | 3 | 4 |

PB - Team (2), Stadler, J. 2, Opp (3). Pickoffs - Team (0), Opp (1). SBA/ATT - Schuyler (6-8), Stadler, J. (4-5), Kraft (4-4), Decker-Petty (2-3), Grable (3-3), Thomas (1-1), Gilley (0-1), Buhr (0-1).

# Indiana Baseball
## Conference statistics for Indiana (as of May 11, 2025)
## (Big Ten games only Sorted by Batting avg)

Record: 14-13 Home: 11-4 Away: 3-9 Big Ten: 14-13

| Player | avg | gp-gs | ab | r | h | 2b | 3b | hr | rbi | tb | slg% | bb | hp | so | gdp | ob% | sf | sh | sb-att | po | a | e | fld% |
|---|---|---|---|---|---|---|---|---|---|---|---|---|---|---|---|---|---|---|---|---|---|---|---|
| 5 Taylor, Devin | .360 | 27-27 | 100 | 31 | 36 | 4 | 0 | 5 | 24 | 55 | .550 | 26 | 1 | 15 | 2 | .492 | 1 | 0 | 5-6 | 52 | 2 | 2 | .964 |
| 34 Hanley, Jake | .340 | 27-27 | 106 | 25 | 36 | 5 | 0 | 8 | 27 | 65 | .613 | 12 | 3 | 23 | 0 | .421 | 0 | 0 | 0-0 | 188 | 9 | 0 | 1.000 |
| 12 Denny, Hogan | .324 | 25-18 | 68 | 16 | 22 | 6 | 0 | 3 | 14 | 37 | .544 | 10 | 2 | 16 | 0 | .420 | 1 | 0 | 0-0 | 8 | 1 | 0 | 1.000 |
| 15 Malamazian, Coope | .323 | 27-27 | 99 | 23 | 32 | 14 | 0 | 2 | 26 | 52 | .525 | 9 | 4 | 30 | 1 | .391 | 3 | 1 | 1-2 | 16 | 53 | 3 | .958 |
| 11 Moore, Will | .308 | 23-22 | 65 | 18 | 20 | 2 | 0 | 1 | 10 | 25 | .385 | 15 | 11 | 13 | 0 | .500 | 1 | 1 | 3-3 | 6 | 32 | 5 | .884 |
| 8 Cerny, Tyler | .303 | 27-27 | 99 | 24 | 30 | 8 | 0 | 6 | 20 | 56 | .566 | 8 | 7 | 14 | 1 | .395 | 0 | 1 | 2-4 | 46 | 61 | 5 | .955 |
| 20 Dickerson, Korbyn | .302 | 27-27 | 116 | 23 | 35 | 7 | 1 | 10 | 39 | 74 | .638 | 6 | 3 | 28 | 1 | .349 | 1 | 1 | 2-2 | 65 | 0 | 2 | .970 |
| 9 Stadler, Jake | .286 | 23-17 | 56 | 15 | 16 | 2 | 0 | 1 | 9 | 21 | .375 | 11 | 6 | 3 | 2 | .452 | 0 | 2 | 0-0 | 124 | 6 | 3 | .977 |
| 13 Wiggins, Andrew | .263 | 16-16 | 57 | 17 | 15 | 4 | 1 | 3 | 11 | 30 | .526 | 11 | 6 | 15 | 0 | .432 | 0 | 0 | 1-1 | 29 | 1 | 1 | .968 |
| --- | | | | | | | | | | | | | | | | | | | | | | | |
| 3 DeMartino, Tyler | .333 | 3-0 | 3 | 1 | 1 | 0 | 0 | 1 | 1 | 4 | 1.333 | 0 | 0 | 1 | 0 | .333 | 0 | 0 | 0-0 | 0 | 0 | 0 | .000 |
| 43 Koskie, Caleb | .250 | 12-8 | 32 | 5 | 8 | 4 | 0 | 1 | 9 | 15 | .469 | 4 | 1 | 8 | 0 | .351 | 0 | 0 | 0-0 | 17 | 0 | 0 | 1.000 |
| 6 Schuyler, T.J. | .243 | 14-12 | 37 | 5 | 9 | 1 | 0 | 1 | 2 | 13 | .351 | 1 | 0 | 10 | 1 | .263 | 0 | 1 | 0-0 | 81 | 5 | 0 | 1.000 |
| 23 Brenczewski, Joey | .229 | 17-10 | 35 | 7 | 8 | 2 | 0 | 0 | 8 | 10 | .286 | 1 | 4 | 13 | 0 | .317 | 1 | 1 | 0-0 | 0 | 0 | 0 | .000 |
| 2 Oliver, Jasen | .176 | 9-5 | 17 | 1 | 3 | 0 | 1 | 1 | 3 | 8 | .471 | 3 | 0 | 5 | 0 | .300 | 0 | 1 | 0-0 | 11 | 18 | 2 | .935 |
| 19 Decker, Cole | .000 | 9-0 | 1 | 2 | 0 | 0 | 0 | 0 | 0 | 0 | .000 | 0 | 0 | 1 | 0 | .000 | 0 | 0 | 0-0 | 0 | 0 | 0 | .000 |
| Totals | .304 | 27 | 891 | 213 | 271 | 59 | 3 | 43 | 203 | 465 | .522 | 117 | 48 | 195 | 8 | .410 | 8 | 9 | 14-18 | 653 | 204 | 26 | .971 |
| Opponents | .281 | 27 | 873 | 178 | 245 | 47 | 6 | 42 | 170 | 430 | .493 | 107 | 29 | 204 | 9 | .374 | 9 | 6 | 18-23 | 650 | 222 | 26 | .971 |

LOB - Team (210), Opp (193). DPs turned - Team (18), Opp (18). IBB - Team (2), Taylor 2, Opp (1). Picked off - Moore, W. 2.

## (Big Ten games only Sorted by Earned run avg)

| Player | era | w-l | app | gs | cg | sho | sv | ip | h | r | er | bb | so | 2b | 3b | hr | b/avg | wp | hp | bk | sfa | sha |
|---|---|---|---|---|---|---|---|---|---|---|---|---|---|---|---|---|---|---|---|---|---|---|
| 29 Kraft, Ryan | 2.31 | 1-0 | 9 | 3 | 0 | 0/1 | 0 | 35.0 | 33 | 10 | 9 | 10 | 27 | 7 | 2 | 6 | .246 | 0 | 2 | 0 | 0 | 1 |
| 32 Gilley, Cole | 4.82 | 6-2 | 10 | 5 | 0 | 0/1 | 0 | 37.1 | 37 | 26 | 20 | 9 | 45 | 5 | 0 | 7 | .250 | 3 | 5 | 0 | 1 | 0 |
| 17 Grable, Ben | 5.12 | 2-3 | 10 | 9 | 0 | 0/0 | 0 | 38.2 | 42 | 24 | 22 | 12 | 41 | 7 | 2 | 7 | .273 | 1 | 3 | 1 | 1 | 1 |
| 40 Seebold, Gavin | 9.00 | 2-4 | 10 | 3 | 0 | 0/0 | 0 | 34.0 | 45 | 35 | 34 | 17 | 25 | 8 | 0 | 7 | .310 | 2 | 5 | 1 | 1 | 0 |
| --- | | | | | | | | | | | | | | | | | | | | | | |
| 28 Bohnert, Matthew | 0.00 | 0-0 | 1 | 0 | 0 | 0/0 | 0 | 0.1 | 0 | 0 | 0 | 0 | 0 | 0 | 0 | 0 | .000 | 0 | 0 | 0 | 0 | 0 |
| 51 Haas, Pete | 3.38 | 0-0 | 8 | 4 | 0 | 0/1 | 0 | 13.1 | 14 | 9 | 5 | 9 | 13 | 3 | 1 | 1 | .259 | 0 | 0 | 0 | 1 | 0 |
| 21 Vogel, Jacob | 3.38 | 0-0 | 4 | 0 | 0 | 0/0 | 1 | 5.1 | 7 | 2 | 2 | 2 | 1 | 2 | 0 | 0 | .333 | 0 | 0 | 0 | 0 | 1 |
| 24 Buhr, Drew | 4.76 | 0-1 | 2 | 0 | 0 | 0/0 | 0 | 5.2 | 5 | 4 | 3 | 4 | 5 | 2 | 0 | 0 | .294 | 0 | 0 | 0 | 3 | 1 |
| 55 Decker-Petty, Ayda | 7.45 | 0-0 | 5 | 0 | 0 | 0/0 | 2 | 9.2 | 13 | 9 | 8 | 2 | 7 | 3 | 1 | 1 | .351 | 0 | 5 | 0 | 1 | 2 |
| 41 Swanson, Deron | 9.00 | 1-1 | 2 | 2 | 0 | 0/0 | 0 | 4.0 | 5 | 4 | 4 | 3 | 7 | 1 | 0 | 1 | .294 | 0 | 1 | 0 | 0 | 0 |
| 18 Holderfield, Grant | 9.31 | 1-0 | 6 | 0 | 0 | 0/0 | 0 | 9.2 | 12 | 11 | 10 | 8 | 16 | 2 | 0 | 1 | .286 | 2 | 3 | 1 | 0 | 0 |
| 14 Thomas, Brayton | 10.80 | 0-0 | 6 | 0 | 0 | 0/0 | 0 | 5.0 | 5 | 6 | 6 | 1 | 6 | 1 | 0 | 2 | .263 | 0 | 3 | 0 | 0 | 0 |
| 38 Yarberry, Jackson | 11.25 | 0-0 | 2 | 1 | 0 | 0/0 | 0 | 4.0 | 4 | 8 | 5 | 4 | 2 | 1 | 0 | 3 | .235 | 0 | 0 | 0 | 0 | 0 |
| 16 Gubitosi, Anthony | 12.86 | 1-1 | 5 | 0 | 0 | 0/0 | 0 | 7.0 | 5 | 10 | 10 | 13 | 2 | 0 | 0 | 2 | .208 | 3 | 0 | 0 | 0 | 0 |
| 33 Telfer, Trey | 13.50 | 0-1 | 3 | 0 | 0 | 0/0 | 0 | 2.2 | 6 | 4 | 4 | 2 | 2 | 2 | 0 | 1 | .429 | 0 | 0 | 0 | 0 | 0 |
| 31 Brummel, Henry | 13.50 | 0-0 | 2 | 0 | 0 | 0/0 | 0 | 1.1 | 3 | 3 | 2 | 2 | 2 | 0 | 0 | 1 | .375 | 2 | 0 | 0 | 0 | 0 |
| 26 Benes, Seth | 18.00 | 0-0 | 3 | 0 | 0 | 0/0 | 0 | 2.0 | 6 | 4 | 4 | 2 | 1 | 3 | 0 | 1 | .545 | 0 | 0 | 0 | 0 | 0 |
| 43 Koskie, Caleb | 27.00 | 0-0 | 3 | 0 | 0 | 0/0 | 0 | 1.1 | 2 | 4 | 4 | 2 | 1 | 0 | 0 | 1 | .400 | 1 | 1 | 0 | 1 | 0 |
| 30 Rushing, Ryan | 33.75 | 0-0 | 2 | 0 | 0 | 0/0 | 0 | 1.1 | 1 | 5 | 5 | 5 | 1 | 0 | 0 | 0 | .200 | 1 | 1 | 0 | 0 | 0 |
| Totals | 6.49 | 14-13 | 27 | 27 | 0 | 1/1 | 3 | 217.2 | 245 | 178 | 157 | 107 | 204 | 47 | 6 | 42 | .281 | 15 | 29 | 3 | 9 | 6 |
| Opponents | 8.18 | 13-14 | 27 | 27 | 1 | 1/1 | 4 | 216.2 | 271 | 213 | 197 | 117 | 195 | 59 | 3 | 43 | .304 | 29 | 48 | 4 | 8 | 9 |

PB - Team (5), Schuyler 3, Stadler, J. 2, Opp (5). Pickoffs - Team (3), Vogel 1, Kraft 1, Schuyler 1, Opp (2). SBA/ATT - Stadler, J. (10-13), Schuyler (8-9), Kraft (5-6), Haas, P. (4-5), Grable (5-5), Seebold (1-2), Gilley (0-1), Holderfield (1-1), Buhr (0-1), Benes (1-1), Decker-Petty (1-1).

# Indiana Baseball
## Team Game-by-Game for Indiana (as of May 11, 2025)
## Batting (All games)

| Date | Opponent | ab | r | h | rbi | 2b | 3b | hr | tb | bb | ibb | sb | cs | hbp | sac | sf | gdp | k | po | a | e | lob | avg |
|---|---|---|---|---|---|---|---|---|---|---|---|---|---|---|---|---|---|---|---|---|---|---|---|
| Feb 14 | vs UNLV | 33 | 2 | 9 | 1 | 1 | 0 | 0 | 10 | 2 | 0 | 0 | 0 | 2 | 0 | 0 | 2 | 11 | 24 | 7 | 1 | 8 | .273 |
| Feb 15 | vs Xavier | 35 | 6 | 8 | 6 | 0 | 0 | 2 | 14 | 11 | 1 | 0 | 1 | 2 | 0 | 1 | 0 | 8 | 30 | 6 | 4 | 13 | .250 |
| Feb 16 | vs Oregon State | 27 | 0 | 1 | 0 | 0 | 0 | 0 | 1 | 4 | 0 | 0 | 1 | 1 | 0 | 0 | 0 | 7 | 24 | 6 | 2 | 5 | .189 |
| Feb 17 | vs UNLV | 38 | 12 | 10 | 11 | 1 | 1 | 2 | 19 | 13 | 1 | 0 | 0 | 0 | 1 | 0 | 1 | 14 | 30 | 10 | 0 | 10 | .211 |
| Feb 22 | vs Fordham | 37 | 15 | 12 | 12 | 1 | 1 | 1 | 18 | 14 | 0 | 2 | 1 | 5 | 2 | 0 | 0 | 10 | 27 | 9 | 1 | 16 | .235 |
| Feb 23 | vs Harvard | 33 | 14 | 11 | 12 | 1 | 1 | 2 | 20 | 12 | 0 | 2 | 0 | 4 | 1 | 2 | 0 | 5 | 27 | 6 | 2 | 11 | .251 |
| Feb 24 | vs Northwestern | 35 | 4 | 12 | 4 | 2 | 0 | 0 | 14 | 5 | 0 | 0 | 0 | 0 | 1 | 0 | 0 | 7 | 27 | 11 | 0 | 13 | .265 |
| Feb 26 | XAVIER | 35 | 4 | 11 | 4 | 2 | 0 | 2 | 19 | 4 | 0 | 0 | 1 | 0 | 0 | 0 | 0 | 8 | 27 | 7 | 3 | 8 | .271 |
| Feb 28 | vs The Mount | 40 | 18 | 18 | 18 | 2 | 1 | 6 | 40 | 7 | 0 | 2 | 1 | 3 | 1 | 0 | 0 | 7 | 24 | 5 | 0 | 9 | .294 |
| Feb 28 | at Stetson | 38 | 8 | 11 | 6 | 1 | 0 | 0 | 12 | 5 | 0 | 1 | 0 | 1 | 0 | 1 | 1 | 6 | 27 | 10 | 1 | 10 | .293 |
| Mar 01 | at Stetson | 31 | 4 | 5 | 4 | 1 | 0 | 2 | 12 | 1 | 0 | 0 | 0 | 0 | 0 | 1 | 0 | 8 | 24 | 11 | 2 | 2 | .283 |
| Mar 02 | vs The Mount | 33 | 20 | 18 | 17 | 4 | 1 | 1 | 27 | 11 | 0 | 3 | 1 | 5 | 1 | 1 | 0 | 4 | 21 | 10 | 1 | 13 | .304 |
| Mar 04 | NORTHERN KENT | 41 | 11 | 14 | 10 | 4 | 0 | 1 | 21 | 10 | 0 | 0 | 0 | 0 | 1 | 0 | 0 | 2 | 27 | 13 | 0 | 14 | .307 |
| *Mar 07 | at Penn State | 37 | 9 | 11 | 9 | 4 | 0 | 3 | 24 | 8 | 0 | 2 | 0 | 2 | 0 | 0 | 1 | 14 | 24 | 4 | 1 | 11 | .306 |
| *Mar 07 | at Penn State | 44 | 17 | 22 | 17 | 7 | 0 | 2 | 35 | 7 | 0 | 0 | 0 | 3 | 0 | 1 | 1 | 5 | 24 | 8 | 2 | 14 | .322 |
| *Mar 09 | at Penn State | 36 | 6 | 11 | 6 | 2 | 0 | 0 | 13 | 5 | 0 | 0 | 1 | 0 | 0 | 0 | 0 | 5 | 24 | 6 | 3 | 8 | .321 |
| Mar 11 | at Indiana State | 33 | 9 | 8 | 6 | 1 | 1 | 0 | 11 | 6 | 0 | 0 | 0 | 1 | 1 | 1 | 0 | 7 | 27 | 7 | 0 | 6 | .317 |
| *Mar 14 | OHIO STATE | 35 | 12 | 14 | 12 | 2 | 1 | 4 | 30 | 1 | 0 | 0 | 0 | 1 | 1 | 1 | 0 | 6 | 24 | 7 | 0 | 4 | .321 |
| *Mar 14 | OHIO STATE | 38 | 8 | 9 | 8 | 2 | 1 | 1 | 16 | 3 | 0 | 0 | 0 | 4 | 0 | 0 | 0 | 6 | 30 | 5 | 0 | 10 | .317 |
| *Mar 16 | OHIO STATE | 30 | 14 | 10 | 12 | 2 | 0 | 2 | 18 | 7 | 0 | 3 | 0 | 2 | 0 | 0 | 0 | 8 | 21 | 4 | 0 | 7 | .317 |
| Mar 18 | EVANSVILLE | 31 | 7 | 7 | 6 | 2 | 0 | 2 | 15 | 5 | 0 | 3 | 0 | 1 | 0 | 0 | 0 | 6 | 27 | 6 | 1 | 6 | .314 |
| *Mar 21 | at UCLA | 33 | 5 | 7 | 5 | 1 | 1 | 3 | 19 | 2 | 0 | 0 | 0 | 0 | 2 | 0 | 0 | 10 | 27 | 10 | 2 | 5 | .309 |
| *Mar 22 | at UCLA | 36 | 4 | 9 | 3 | 1 | 0 | 1 | 13 | 2 | 0 | 0 | 0 | 1 | 0 | 0 | 1 | 10 | 24 | 14 | 1 | 8 | .307 |
| *Mar 23 | at UCLA | 32 | 3 | 6 | 3 | 2 | 0 | 1 | 11 | 3 | 0 | 0 | 0 | 1 | 0 | 0 | 2 | 5 | 24 | 7 | 2 | 6 | .302 |
| Mar 25 | BELLARMINE | 32 | 13 | 15 | 13 | 4 | 0 | 4 | 31 | 4 | 0 | 1 | 0 | 1 | 0 | 0 | 0 | 0 | 21 | 12 | 0 | 6 | .308 |
| *Mar 28 | USC | 36 | 5 | 10 | 4 | 2 | 0 | 2 | 18 | 4 | 0 | 1 | 0 | 0 | 0 | 0 | 0 | 10 | 27 | 12 | 1 | 8 | .307 |
| *Mar 28 | USC | 38 | 13 | 15 | 12 | 5 | 0 | 2 | 26 | 2 | 0 | 1 | 0 | 2 | 1 | 0 | 0 | 8 | 27 | 4 | 1 | 6 | .310 |
| *Mar 29 | USC | 38 | 12 | 11 | 12 | 1 | 0 | 4 | 24 | 5 | 0 | 0 | 1 | 0 | 0 | 0 | 0 | 7 | 27 | 5 | 3 | 4 | .310 |
| Apr 01 | LOUISVILLE | 33 | 4 | 4 | 2 | 1 | 0 | 0 | 5 | 7 | 1 | 0 | 0 | 0 | 0 | 0 | 0 | 13 | 27 | 14 | 5 | 9 | .304 |
| *Apr 06 | MICHIGAN STATE | 33 | 6 | 12 | 5 | 1 | 0 | 0 | 13 | 4 | 0 | 3 | 1 | 0 | 1 | 0 | 0 | 5 | 27 | 7 | 1 | 8 | .305 |
| *Apr 07 | MICHIGAN STATE | 31 | 14 | 15 | 14 | 4 | 0 | 1 | 22 | 3 | 0 | 0 | 0 | 3 | 0 | 1 | 0 | 6 | 21 | 3 | 0 | 6 | .311 |
| *Apr 07 | MICHIGAN STATE | 32 | 18 | 14 | 18 | 1 | 0 | 4 | 27 | 5 | 0 | 1 | 0 | 3 | 1 | 1 | 0 | 8 | 21 | 6 | 0 | 6 | .314 |
| Apr 08 | BALL STATE | 29 | 7 | 7 | 6 | 0 | 0 | 1 | 10 | 7 | 0 | 1 | 0 | 3 | 1 | 0 | 0 | 3 | 27 | 7 | 0 | 9 | .312 |
| *Apr 11 | at Illinois | 31 | 2 | 5 | 1 | 1 | 0 | 0 | 6 | 5 | 0 | 0 | 0 | 2 | 0 | 0 | 1 | 9 | 24 | 9 | 0 | 9 | .308 |
| *Apr 12 | at Illinois | 37 | 12 | 11 | 12 | 3 | 0 | 1 | 17 | 7 | 0 | 0 | 0 | 5 | 0 | 1 | 1 | 3 | 27 | 9 | 0 | 11 | .308 |
| *Apr 13 | at Illinois | 25 | 1 | 4 | 1 | 3 | 0 | 1 | 10 | 1 | 0 | 0 | 0 | 0 | 0 | 0 | 1 | 1 | 18 | 8 | 3 | 4 | .305 |
| Apr 15 | INDIANA STATE | 33 | 5 | 7 | 5 | 3 | 0 | 3 | 19 | 3 | 0 | 1 | 0 | 0 | 0 | 0 | 0 | 6 | 27 | 11 | 0 | 4 | .303 |
| *Apr 18 | MARYLAND | 37 | 7 | 10 | 7 | 2 | 0 | 1 | 15 | 3 | 1 | 1 | 0 | 4 | 0 | 0 | 0 | 12 | 27 | 10 | 0 | 11 | .302 |
| *Apr 19 | MARYLAND | 26 | 4 | 7 | 4 | 0 | 0 | 3 | 16 | 2 | 0 | 0 | 0 | 2 | 0 | 0 | 0 | 6 | 21 | 7 | 1 | 5 | .301 |
| *Apr 20 | MARYLAND | 36 | 15 | 17 | 13 | 5 | 0 | 5 | 37 | 8 | 0 | 1 | 0 | 2 | 0 | 1 | 0 | 6 | 24 | 8 | 1 | 11 | .306 |
| Apr 23 | vs Ball State | 32 | 14 | 11 | 12 | 4 | 1 | 1 | 20 | 10 | 0 | 2 | 0 | 0 | 0 | 0 | 0 | 10 | 21 | 11 | 0 | 7 | .306 |
| *Apr 25 | at Iowa | 34 | 1 | 4 | 1 | 0 | 0 | 0 | 4 | 8 | 0 | 0 | 0 | 2 | 0 | 0 | 0 | 14 | 28 | 4 | 0 | 13 | .302 |
| *Apr 26 | at Iowa | 24 | 2 | 7 | 2 | 2 | 0 | 0 | 9 | 1 | 0 | 0 | 0 | 3 | 1 | 0 | 0 | 6 | 19 | 9 | 0 | 6 | .302 |
| *Apr 27 | at Iowa | 23 | 0 | 3 | 0 | 0 | 0 | 0 | 3 | 1 | 0 | 0 | 0 | 0 | 0 | 0 | 0 | 8 | 18 | 5 | 1 | 3 | .299 |
| Apr 30 | at Evansville | 38 | 14 | 14 | 13 | 2 | 2 | 3 | 29 | 5 | 0 | 1 | 1 | 3 | 1 | 0 | 0 | 7 | 27 | 3 | 0 | 6 | .301 |
| May 02 | at Abilene Christian | 35 | 8 | 7 | 8 | 3 | 0 | 2 | 16 | 7 | 0 | 0 | 0 | 1 | 0 | 0 | 1 | 6 | 27 | 4 | 1 | 8 | .299 |
| May 03 | at Abilene Christian | 42 | 14 | 17 | 12 | 4 | 0 | 3 | 30 | 5 | 1 | 7 | 0 | 2 | 0 | 1 | 1 | 8 | 27 | 8 | 3 | 9 | .301 |
| May 04 | at Abilene Christian | 32 | 7 | 8 | 7 | 1 | 0 | 2 | 15 | 5 | 0 | 1 | 0 | 0 | 0 | 0 | 2 | 9 | 27 | 6 | 1 | 3 | .300 |
| *May 09 | PURDUE | 32 | 8 | 10 | 8 | 2 | 0 | 0 | 12 | 8 | 0 | 0 | 0 | 0 | 1 | 1 | 0 | 10 | 27 | 14 | 1 | 10 | .301 |
| *May 10 | PURDUE | 31 | 1 | 7 | 1 | 2 | 0 | 0 | 9 | 3 | 0 | 0 | 1 | 2 | 0 | 0 | 0 | 4 | 27 | 8 | 1 | 8 | .299 |
| *May 11 | PURDUE | 26 | 14 | 10 | 13 | 2 | 0 | 2 | 18 | 9 | 1 | 1 | 0 | 4 | 1 | 1 | 0 | 3 | 21 | 11 | 1 | 8 | .301 |
| Totals | | 1717 | 433 | 516 | 398 | 104 | 12 | 83 | 893 | 280 | 6 | 41 | 11 | 83 | 20 | 16 | 16 | 367 | 1277 | 404 | 54 | 415 | .301 |

**Indiana Baseball**
**Team Game-by-Game for Indiana (as of May 11, 2025)**
**Pitching (All games)**

| Date | Opponent | ip | h | r | er | bb | so | 2b | 3b | hr | wp | bk | hbp | dp | ibb | score | w-l | sv | era |
|---|---|---|---|---|---|---|---|---|---|---|---|---|---|---|---|---|---|---|---|
| Feb 14 | vs UNLV | 8.0 | 7 | 4 | 4 | 1 | 8 | 1 | 0 | 1 | 0 | 0 | 0 | 0 | 0 | 2-4 | 0-1 | 0 | 4.50 |
| Feb 15 | vs Xavier | 10.0 | 10 | 8 | 6 | 3 | 21 | 2 | 0 | 0 | 1 | 1 | 2 | 0 | 0 | 6-8 | 0-2 | 0 | 5.00 |
| Feb 16 | vs Oregon State | 8.0 | 11 | 6 | 6 | 5 | 5 | 0 | 0 | 1 | 1 | 0 | 1 | 2 | 0 | 0-6 | 0-3 | 0 | 5.54 |
| Feb 17 | vs UNLV | 10.0 | 14 | 13 | 13 | 6 | 5 | 2 | 1 | 1 | 1 | 0 | 2 | 0 | 0 | 12-13 | 0-4 | 0 | 7.25 |
| Feb 22 | vs Fordham | 9.0 | 5 | 2 | 1 | 3 | 12 | 0 | 0 | 0 | 1 | 0 | 0 | 0 | 0 | 15-2 | 1-4 | 0 | 6.00 |
| Feb 23 | vs Harvard | 9.0 | 6 | 4 | 4 | 4 | 13 | 0 | 0 | 2 | 0 | 0 | 0 | 0 | 0 | 14-4 | 2-4 | 0 | 5.67 |
| Feb 24 | vs Northwestern | 9.0 | 6 | 3 | 3 | 3 | 6 | 1 | 1 | 0 | 0 | 0 | 1 | 0 | 0 | 4-3 | 3-4 | 0 | 5.29 |
| Feb 26 | XAVIER | 9.0 | 7 | 8 | 4 | 3 | 10 | 2 | 0 | 2 | 2 | 0 | 5 | 0 | 0 | 4-8 | 3-5 | 0 | 5.12 |
| Feb 28 | vs The Mount | 8.0 | 10 | 5 | 5 | 8 | 9 | 0 | 0 | 0 | 1 | 0 | 3 | 0 | 0 | 18-5 | 4-5 | 0 | 5.18 |
| Feb 28 | at Stetson | 9.0 | 6 | 1 | 1 | 4 | 8 | 1 | 0 | 0 | 2 | 0 | 0 | 1 | 0 | 8-1 | 5-5 | 1 | 4.75 |
| Mar 01 | at Stetson | 8.0 | 8 | 8 | 7 | 8 | 5 | 1 | 0 | 0 | 3 | 0 | 1 | 1 | 0 | 4-8 | 5-6 | 1 | 5.01 |
| Mar 02 | vs The Mount | 7.0 | 8 | 7 | 6 | 4 | 8 | 2 | 0 | 1 | 0 | 0 | 3 | 1 | 0 | 20-7 | 6-6 | 2 | 5.19 |
| Mar 04 | NORTHERN KENT | 9.0 | 16 | 13 | 13 | 8 | 8 | 3 | 2 | 2 | 1 | 0 | 3 | 0 | 0 | 11-13 | 6-7 | 2 | 5.81 |
| *Mar 07 | at Penn State | 8.0 | 13 | 15 | 15 | 6 | 9 | 2 | 0 | 4 | 0 | 1 | 1 | 1 | 0 | 9-15 | 6-8 | 2 | 6.55 |
| *Mar 07 | at Penn State | 8.0 | 6 | 6 | 3 | 2 | 8 | 2 | 0 | 0 | 1 | 0 | 1 | 0 | 0 | 17-6 | 7-8 | 2 | 6.35 |
| *Mar 09 | at Penn State | 8.0 | 7 | 10 | 7 | 8 | 4 | 2 | 0 | 0 | 1 | 0 | 1 | 0 | 0 | 6-10 | 7-9 | 2 | 6.44 |
| Mar 11 | at Indiana State | 9.0 | 7 | 4 | 4 | 5 | 13 | 1 | 1 | 1 | 0 | 0 | 3 | 0 | 0 | 9-4 | 8-9 | 3 | 6.29 |
| *Mar 14 | OHIO STATE | 8.0 | 6 | 2 | 2 | 4 | 6 | 2 | 0 | 1 | 0 | 0 | 0 | 1 | 0 | 12-2 | 9-9 | 3 | 6.08 |
| *Mar 14 | OHIO STATE | 10.0 | 11 | 7 | 7 | 4 | 14 | 2 | 1 | 2 | 0 | 0 | 0 | 0 | 0 | 8-7 | 10-9 | 3 | 6.09 |
| *Mar 16 | OHIO STATE | 7.0 | 7 | 3 | 3 | 3 | 12 | 1 | 0 | 1 | 2 | 0 | 1 | 0 | 0 | 14-3 | 11-9 | 3 | 6.00 |
| Mar 18 | EVANSVILLE | 9.0 | 6 | 4 | 4 | 3 | 10 | 1 | 1 | 0 | 1 | 0 | 1 | 0 | 0 | 7-4 | 12-9 | 4 | 5.90 |
| *Mar 21 | at UCLA | 9.0 | 4 | 1 | 1 | 2 | 8 | 1 | 0 | 1 | 0 | 0 | 0 | 1 | 0 | 5-1 | 13-9 | 4 | 5.67 |
| *Mar 22 | at UCLA | 8.0 | 12 | 7 | 6 | 3 | 4 | 4 | 0 | 1 | 0 | 1 | 3 | 3 | 0 | 4-7 | 13-10 | 4 | 5.71 |
| *Mar 23 | at UCLA | 8.0 | 10 | 6 | 4 | 7 | 1 | 1 | 1 | 0 | 1 | 0 | 2 | 2 | 1 | 3-6 | 13-11 | 4 | 5.66 |
| Mar 25 | BELLARMINE | 7.0 | 3 | 0 | 0 | 6 | 7 | 0 | 0 | 0 | 0 | 0 | 0 | 2 | 0 | 13-0 | 14-11 | 4 | 5.48 |
| *Mar 28 | USC | 9.0 | 16 | 10 | 10 | 2 | 4 | 2 | 0 | 5 | 0 | 0 | 0 | 1 | 0 | 5-10 | 14-12 | 4 | 5.66 |
| *Mar 28 | USC | 9.0 | 13 | 6 | 5 | 4 | 16 | 3 | 0 | 2 | 2 | 0 | 1 | 0 | 0 | 13-6 | 15-12 | 4 | 5.63 |
| *Mar 29 | USC | 9.0 | 11 | 13 | 12 | 8 | 8 | 2 | 0 | 4 | 0 | 0 | 2 | 1 | 0 | 12-13 | 15-13 | 4 | 5.87 |
| Apr 01 | LOUISVILLE | 9.0 | 6 | 6 | 2 | 5 | 5 | 0 | 0 | 1 | 0 | 0 | 1 | 0 | 0 | 4-6 | 15-14 | 4 | 5.73 |
| *Apr 06 | MICHIGAN STATE | 9.0 | 9 | 4 | 3 | 2 | 5 | 3 | 0 | 0 | 1 | 0 | 1 | 0 | 0 | 6-4 | 16-14 | 5 | 5.64 |
| *Apr 07 | MICHIGAN STATE | 7.0 | 5 | 2 | 2 | 0 | 7 | 1 | 1 | 0 | 1 | 0 | 2 | 0 | 0 | 14-2 | 17-14 | 5 | 5.56 |
| *Apr 07 | MICHIGAN STATE | 7.0 | 9 | 2 | 2 | 2 | 8 | 1 | 0 | 1 | 0 | 0 | 0 | 0 | 0 | 18-2 | 18-14 | 6 | 5.48 |
| Apr 08 | BALL STATE | 9.0 | 9 | 5 | 5 | 2 | 12 | 2 | 0 | 0 | 2 | 0 | 3 | 0 | 0 | 7-5 | 19-14 | 7 | 5.46 |
| *Apr 11 | at Illinois | 8.0 | 7 | 4 | 4 | 5 | 9 | 0 | 1 | 1 | 2 | 0 | 1 | 0 | 0 | 2-4 | 19-15 | 7 | 5.44 |
| *Apr 12 | at Illinois | 9.0 | 7 | 3 | 3 | 2 | 11 | 0 | 0 | 2 | 1 | 0 | 0 | 1 | 0 | 12-3 | 20-15 | 7 | 5.36 |
| *Apr 13 | at Illinois | 6.0 | 15 | 15 | 14 | 7 | 6 | 4 | 1 | 0 | 0 | 0 | 3 | 1 | 0 | 1-15 | 20-16 | 7 | 5.67 |
| Apr 15 | INDIANA STATE | 9.0 | 11 | 7 | 7 | 8 | 5 | 1 | 0 | 0 | 0 | 0 | 2 | 1 | 0 | 5-7 | 20-17 | 7 | 5.71 |
| *Apr 18 | MARYLAND | 9.0 | 8 | 6 | 6 | 8 | 6 | 3 | 0 | 1 | 0 | 0 | 0 | 1 | 0 | 7-6 | 21-17 | 7 | 5.72 |
| *Apr 19 | MARYLAND | 7.0 | 15 | 17 | 16 | 6 | 6 | 1 | 0 | 5 | 2 | 0 | 2 | 2 | 0 | 4-17 | 21-18 | 7 | 6.04 |
| *Apr 20 | MARYLAND | 8.0 | 8 | 5 | 5 | 5 | 6 | 1 | 0 | 2 | 1 | 0 | 0 | 0 | 0 | 15-5 | 22-18 | 7 | 6.03 |
| Apr 23 | vs Ball State | 7.0 | 3 | 4 | 4 | 6 | 6 | 0 | 0 | 0 | 1 | 0 | 2 | 1 | 0 | 14-4 | 23-18 | 7 | 6.01 |
| *Apr 25 | at Iowa | 9.1 | 9 | 2 | 2 | 5 | 10 | 2 | 0 | 1 | 0 | 0 | 0 | 0 | 0 | 1-2 | 23-19 | 7 | 5.90 |
| *Apr 26 | at Iowa | 6.1 | 9 | 13 | 13 | 5 | 4 | 1 | 0 | 2 | 0 | 0 | 5 | 1 | 0 | 2-13 | 23-20 | 7 | 6.12 |
| *Apr 27 | at Iowa | 6.0 | 8 | 10 | 7 | 3 | 9 | 3 | 0 | 3 | 0 | 0 | 0 | 0 | 0 | 0-10 | 23-21 | 7 | 6.19 |
| Apr 30 | at Evansville | 9.0 | 12 | 6 | 6 | 5 | 11 | 4 | 0 | 0 | 1 | 0 | 0 | 0 | 0 | 14-6 | 24-21 | 7 | 6.19 |
| May 02 | at Abilene Christian | 9.0 | 5 | 4 | 4 | 1 | 11 | 0 | 0 | 2 | 0 | 0 | 1 | 0 | 0 | 8-4 | 25-21 | 8 | 6.14 |
| May 03 | at Abilene Christian | 9.0 | 8 | 5 | 3 | 3 | 11 | 1 | 0 | 1 | 0 | 1 | 0 | 0 | 0 | 14-5 | 26-21 | 9 | 6.07 |
| May 04 | at Abilene Christian | 9.0 | 8 | 6 | 4 | 6 | 11 | 1 | 0 | 0 | 0 | 0 | 4 | 0 | 0 | 7-6 | 27-21 | 9 | 6.02 |
| *May 09 | PURDUE | 9.0 | 6 | 0 | 0 | 2 | 6 | 1 | 0 | 0 | 0 | 0 | 1 | 1 | 0 | 8-0 | 28-21 | 9 | 5.89 |
| *May 10 | PURDUE | 9.0 | 7 | 5 | 4 | 1 | 11 | 0 | 1 | 2 | 0 | 1 | 1 | 0 | 0 | 1-5 | 28-22 | 9 | 5.85 |
| *May 11 | PURDUE | 7.0 | 7 | 4 | 1 | 1 | 6 | 2 | 0 | 1 | 0 | 0 | 1 | 1 | 0 | 14-4 | 29-22 | 10 | 5.77 |
| Totals | | 425.2 | 437 | 311 | 273 | 217 | 424 | 73 | 12 | 57 | 33 | 5 | 67 | 27 | 1 | 433-311 | 29-22 | 10 | 5.77 |

## HOW IT WAS WON

*(* - Walk-off hit)*

*Below is a chart representing how the eventual game-winning run was recorded for Indiana in 2025.*

| Gm | Opponent | Final | Player | Inn. | Outs | Play | Score at Time |
|---|---|---|---|---|---|---|---|
| 1 | UNLV | L, 2-4 | -- | - | - | - | -- |
| 2 | Xavier | L, 6-8 (10) | -- | - | - | - | -- |
| 3 | Oregon State | L, 0-6 | -- | - | - | - | -- |
| 4 | UNLV | L, 12-13 (10) | -- | - | - | - | -- |
| 5 | Fordham | W, 15-2 | Wiggins, Andrew | 3 | 2 | Fielding Error (CF) | 2-2 |
| 6 | Harvard | W, 14-4 | Brenczewski, Joey | 2 | 2 | RBI Single | 0-0 |
| 7 | Northwestern | W, 4-3 | Schuyler, T.J. | 9 | 0 | RBI Single | 3-3 |
| 8 | Xavier | L, 4-8 | -- | - | - | - | -- |
| 9 | Mount St. Mary's | W, 18-5 (8) | Dickerson, Korbyn | 5 | 0 | Solo Home Run | 5-5 |
| 10 | Stetson | W, 8-1 | Hanley, Jake | 2 | 0 | RBI Single | 8-1 |
| 11 | Stetson | L, 4-8 | -- | - | - | - | - |
| 12 | Mount St Mary's | W, 20-7 (7) | Cerny, Tyler | 4 | 0 | RBI Triple | 7-7 |
| 13 | Northern Kentucky | L, 11-13 | -- | - | - | - | - |
| 14 | Penn State | L, 9-15 | -- | - | - | - | - |
| 15 | Penn State | W, 17-6 (8) | Dickerson, Korbyn | 1 | 0 | RBI Groundout | 0-0 |
| 16 | Penn State | L, 6-10 | -- | - | - | - | - |
| 17 | Indiana State | W, 9-4 | Stadler, Jake | 6 | 2 | RBI Double | 2-2 |
| 18 | Ohio State | W, 12-2 (8) | Stadler, Jake | 3 | 1 | Two-Run Double | 1-2 |
| 19 | Ohio State | W, 8-7 (10) | Denny, Hogan | 10 | 0 | RBI Single | 7-7 |
| 20 | Ohio State | W, 14-3 (7) | Hanley, Jake | 1 | 2 | Throwing Error (3B) | 0-0 |
| 21 | Evansville | W, 7-4 | Taylor, Devin | 3 | 2 | Fielding Error (SS) | 0-0 |
| 22 | UCLA | W, 5-1 | Taylor, Devin | 1 | 0 | Two-Run Home Run | 0-0 |
| 23 | UCLA | L, 4-7 | -- | - | - | - | - |
| 24 | UCLA | L, 3-6 | -- | - | - | - | - |
| 25 | Bellarmine | W, 13-0 (7) | Dickerson, Korbyn | 1 | 1 | RBI Double | 0-0 |
| 26 | USC | L, 5-10 | -- | - | - | - | - |
| 27 | USC | W, 13-6 | Hanley, Jake | 2 | 2 | Two-Run Double | 2-2 |
| 28 | USC | L, 12-13 | -- | - | - | - | - |
| 29 | Louisville | L, 4-6 | -- | - | - | - | - |
| 30 | Michigan State | W, 6-4 | Taylor, Devin | 4 | 1 | Two-Run Single | 2-2 |
| 31 | Michigan State | W, 14-2 (7) | Cerny, Tyler | 1 | 0 | RBI Hit-by-Pitch | 0-0 |
| 32 | Michigan State | W, 18-2 (7) | Cerny, Tyler | 1 | 0 | RBI Walk | 0-0 |
| 33 | Ball State | W, 7-5 | Malamazian, Cooper | 3 | 2 | Two-Run Single | 2-2 |
| 34 | Illinois | L, 2-4 | -- | - | - | - | - |
| 35 | Illinois | W, 12-3 | Taylor, Devin | 2 | 1 | Two-Run Single | 0-0 |
| 36 | Illinois | L, 1-15 (7) | -- | - | - | - | - |
| 37 | Indiana State | L, 5-7 | -- | - | - | - | - |
| 38 | Maryland | W, 7-6 | Moore, WIll | 9 | 2 | RBI Single | 6-6 |
| 39 | Maryland | L, 4-17 (7) | -- | - | - | - | - |
| 40 | Maryland | W, 15-5 (8) | Taylor, Devin | 6 | 0 | RBI Double | 3-3 |
| 41 | Ball State | W, 14-4 (7) | Denny, Moore | 4 | 1 | Scored on Wild Pitch | 2-2 |
| 42 | Iowa | L, 1-2 (10) | -- | - | - | - | - |
| 43 | Iowa | L, 2-13 (7) | -- | - | - | - | - |
| 44 | Iowa | L, 0-10 (7) | -- | - | - | - | - |
| 45 | Evansville | W, 14-6 | Hanley, Jake | 2 | 0 | Solo Home Run | 0-0 |
| 46 | Abilene Christian | W, 8-4 | Brenczewski, Joey | 2 | 1 | RBI Groundout | 0-0 |
| 47 | Abilene Christian | W, 14-5 | Dickerson, Korbyn | 1 | 1 | RBI Single | 0-0 |
| 48 | Abilene Christian | W, 7-6 | Schuyler, T.J. | 9 | 2 | RBI Single | 6-6 |
| 49 | Purdue | W, 8-0 | Malamazian, Cooper | 2 | 0 | RBI Double | 0-0 |
| 50 | Purdue | L, 1-5 | -- | - | - | - | - |
| 51 | Purdue | W, 14-4 (7) | Moore, Will | 1 | 0 | Scored on Wild Pitch | 0-0 |
| 52 | Cincinnati | | | | | | |
| 53 | Michigan | | | | | | |
| 54 | Michigan | | | | | | |
| 55 | Michigan | | | | | | |

## CAREER GAME-WINNING PLAYS

*WO = Walk-off game-winning play*

| | '22 | '23 | '24 | '25 | WO | Career | | '22 | '23 | '24 | '25 | WO | Career |
|---|---|---|---|---|---|---|---|---|---|---|---|---|---|
| Cerny, Tyler | -- | 7 | 4 | 3 | -- | 14 | Dickerson, Korbyn | -- | -- | -- | 4 | -- | 4 |
| Oliver, Jasen | -- | -- | 2 | -- | -- | 2 | Schuyler, T.J. | -- | -- | -- | 2 | 1 | 2 |
| Pyne, Josh | 6 | 2 | 2 | -- | 1 | 10 | Hanley, Jake | -- | -- | -- | 4 | -- | 4 |
| Taylor, Devin | -- | 5 | 4 | 5 | -- | 14 | Stadler, Jake | -- | -- | -- | 2 | -- | 2 |
| Brenczewski, Joey | -- | -- | 3 | 2 | -- | 5 | Denny, Hogan | -- | -- | -- | 2 | 1 | 2 |
| Wiggins, Andrew | -- | -- | 1 | 1 | -- | 2 | Malamazian, Cooper | -- | -- | -- | 2 | - | 2 |
| | | | | | | | Moore, Will | -- | -- | -- | 2 | 1 | 2 |

**at Indiana only*

## INDIANA WHEN...

| | '23 | '24 | '25 |
|---|---|---|---|
| Overall | 43-20 | 33-26-1 | 29-22 |
| vs. Top-10 Teams | 1-1 | 0-2 | 0-1 |
| vs. Top-25 Teams | 2-3 | 4-4 | 0-2 |
| Non-Conference | 25-10 | 15-13-1 | 15-9 |
| Big Ten | 16-8 | 15-9 | 14-13 |
| At Home | 26-4 | 17-11 | 14-8 |
| On the Road | 14-12 | 11-9-1 | 9-10 |
| At Neutral Sites | 3-3 | 5-6 | 6-4 |
| In Day Games | 33-12 | 23-14-1 | 16-15 |
| In Night Games | 10-8 | 10-12 | 14-6 |
| vs. Teams .500 Or Better | 24-16 | 23-17-1 | 19-16 |
| vs. Teams Worse Than .500 | 20-3 | 10-8 | 11-4 |
| vs. Left-Handed Starter | 15-3 | 8-8 | 6-9 |
| vs. Right-Handed Starter | 28-17 | 25-18-1 | 23-13 |
| When Starter Receives Decision | 19-16 | 24-17 | 20-12 |
| When Reliever Receives Decision | 26-6 | 9-9 | 9-10 |
| When Starter Goes 5+ Innings | 11-7 | 9-19 | 7-11 |
| When Starter Goes <5 Innings | 34-15 | 24-7-1 | 22-11 |
| When Scoring First | 27-7 | 21-9 | 21-10 |
| When Opponent Scores First | 16-13 | 12-17-1 | 8-12 |
| When Leading After 6 Innings | 35-1 | 28-1 | 25-3 |
| When Trailing After 6 Innings | 3-16 | 4-21-1 | 4-18 |
| When Tied After 6 Innings | 5-3 | 1-4 | 0-1 |
| When Leading After 8 Innings | 40-0 | 29-0 | 19-1 |
| When Trailing After 8 Innings | 1-19 | 3-22-1 | 0-15 |
| When Tied After 8 Innings | 2-0 | 0-3 | 3-2 |
| In One-Run Games | 9-1 | 2-3 | 4-3 |
| In Two-Run Games | 11-4 | 2-2 | 1-6 |
| In 5+ Run Games | 16-12 | 26-18 | 21-7 |
| Weekend Series W-L-T | 9-4-0 | 8-3-1 | 5-5 |
| Series Sweeps/Times Swept | 6/1 | 2/- | 3/1 |
| Scoring 0-2 Runs | 1-10 | 0-10 | 0-7 |
| Scoring 3-5 Runs | 12-5 | 1-10 | 2-8 |
| Scoring 6-9 Runs | 12-5 | 10-5-1 | 10-3 |
| Scoring 10+ Runs | 18-0 | 22-1 | 17-3 |
| Shutouts/Times Shut Out | 2/1 | 0/1 | 1/2 |
| In Extra Innings | 3-0 | 0-1-1 | 1-3 |
| Opponent Scores 5 Runs Or Less | 31-4 | 21-5 | 22-4 |
| Opponent Scores 6 Runs Or More | 12-16 | 12-21 | 7-18 |
| Out-Hitting Opponent | 33-3 | 31-3 | 26-3 |
| Out-Hit by Opponent | 8-15 | 1-23-1 | 2-17 |
| Hits Are Equal | 2-2 | 1-0 | 1-2 |
| Hitting A Home Run | 29-8 | 29-11 | 24-13 |
| Opponent Hits A Home Run | 23-15 | 20-17 | 15-16 |
| Errorless | 16-8 | 13-6 | 14-6 |
| Committing One Error | 18-4 | 9-10 | 11-7 |
| Committing 2+ Errors | 10-8 | 11-10-1 | 4-9 |
| Opponent is Errorless | 13-11 | 11-9 | 10-12 |
| Opponent Commits One Error | 13-8 | 13-11-1 | 7-6 |
| Opponent Commits 2+ Errors | 17-1 | 9-6 | 11-4 |
| Game 1 of Weekend | 6-8 | 6-9 | 8-5 |
| Game 2 of Weekend | 10-4 | 12-3 | 8-5 |
| Game 3 of Weekend | 12-2 | 9-6 | 6-7 |
| Monday | 0-1 | -- | 3-1 |
| Tuesday | 9-2 | 4-4 | 4-3 |
| Wednesday | 4-0 | 1-1-1 | 2-1 |
| Thursday | 2-2 | 2-2 | - |
| Friday | 6-8 | 7-6 | 10-5 |
| Saturday | 11-4 | 11-6 | 3-7 |
| Sunday | 11-3 | 8-7 | 7-5 |

## 2025 GAME RESULTS

*2025 Record: 29-22 {Home: 14-8; Road 9-10; Big Ten: 14-13; Neutral: 6-4}*

| *Date* | *Opponent* | *Score* | *Innings* | *Overall* | *Big Ten* | *Pitcher of Record* | *Att.* | *Time* |
|---|---|---|---|---|---|---|---|---|
| 2/14 | UNLV | L, 2-4 | 9 | 0-1 | 0-0 | Seebold (L, 0-1) | 375 | 2:29 |
| 2/15 | Xavier | L, 6-8 | 10 | 0-2 | 0-0 | Kraft (L, 0-1) | 354 | 3:42 |
| 2/16 | #7 Oregon State | L, 0-6 | 9 | 0-3 | 0-0 | Haas (L, 0-1) | 3498 | 2:35 |
| 2/17 | UNLV | L, 12-13 | 10 | 0-4 | 0-0 | Bohnert (L, 0-1) | 307 | 4:05 |
| 2/22 | Fordham | W, 15-2 | 9 | 1-4 | 0-0 | Seebold (W, 1-1) | 233 | 3:32 |
| 2/23 | Harvard | W, 14-4 | 9 | 2-4 | 0-0 | Gilley (W, 1-0) | 193 | 3:12 |
| 2/24 | Northwestern | W, 4-3 | 9 | 3-4 | 0-0 | Grable (W, 1-0) | 97 | 2:48 |
| 2/26 | Xavier | L, 4-8 | 9 | 3-5 | 0-0 | Decker-Petty (L, 0-1) | 973 | 3:10 |
| 2/28 | Mount St. Mary's | W, 18-5 | 8 | 4-5 | 0-0 | Brummel (W, 1-0) | 210 | 3:40 |
| 2/28 | Stetson | W, 8-1 | 9 | 5-5 | 0-0 | Grable (W, 2-0) | 1152 | 3:30 |
| 3/1 | Stetson | L, 4-8 | 9 | 5-6 | 0-0 | Gilley (L, 1-1) | 598 | 2:42 |
| 3/2 | Mount St. Mary's | W, 20-7 | 7 | 6-6 | 0-0 | Benes (W, 1-0) | 309 | 3:30 |
| 3/4 | Northern Kentucky | L, 11-13 | 9 | 6-7 | 0-0 | Brummel (L, 1-1) | 1037 | 4:05 |
| 3/7 | Penn State | L, 9-15 | 9 | 6-8 | 0-1 | Seebold (L, 1-2) | - | 3:18 |
| 3/7 | Penn State | W, 17-6 | 8 | 7-8 | 1-1 | Grable (W, 3-0) | 680 | 3:09 |
| 3/9 | Penn State | L, 6-10 | 9 | 7-9 | 1-2 | Buhr (L, 0-1) | 638 | 3:17 |
| 3/11 | Indiana State | W, 9-4 | 9 | 8-9 | 1-2 | Haas (W, 1-1) | 783 | 3:14 |
| 3/14 | Ohio State | W, 12-2 | 8 | 9-9 | 2-2 | Gubitosi (W, 1-0) | 1037 | 2:25 |
| 3/14 | Ohio State | W, 8-7 | 10 | 10-9 | 3-2 | Gilley (W, 2-1) | 1573 | 3:26 |
| 3/16 | Ohio State | W, 14-3 | 7 | 11-9 | 4-2 | Swanson (W, 1-0) | 1079 | 2:42 |
| 3/18 | Evansville | W, 7-4 | 9 | 12-9 | 4-2 | Holderfield (W, 1-0) | 1349 | 2:47 |
| 3/21 | UCLA | W, 5-1 | 9 | 13-9 | 5-2 | Gilley (W, 3-1) | 517 | 2:32 |
| 3/22 | UCLA | L, 4-7 | 9 | 13-10 | 5-3 | Grable (L, 3-1) | 573 | 3:01 |
| 3/23 | UCLA | L, 3-6 | 9 | 13-11 | 5-4 | Swanson (L, 1-1) | 747 | 3:19 |
| 3/25 | Bellarmine | W, 13-0 | 7 | 14-11 | 5-4 | Gilley (W, 4-1) | 1113 | 2:11 |
| 3/28 | USC | L, 5-10 | 9 | 14-12 | 5-5 | Seebold (L, 1-3) | 1217 | 2:46 |
| 3/28 | USC | W, 13-6 | 9 | 15-12 | 6-5 | Gilley (W, 5-1) | 1876 | 3:25 |
| 3/29 | USC | L, 12-13 | 9 | 15-13 | 6-6 | Telfer (L, 0-1) | 1987 | 3:32 |
| 4/1 | #18 Louisville | L, 4-6 | 9 | 15-14 | 6-6 | Haas (L, 1-2) | 1533 | 3:28 |
| 4/6 | Michigan State | W, 6-4 | 9 | 16-14 | 7-6 | Seebold (W, 2-3) | 1211 | 2:41 |
| 4/7 | Michigan State | W, 14-2 | 7 | 17-14 | 8-6 | Gilley (W, 6-1) | 973 | 2:02 |
| 4/7 | Michigan State | W, 18-2 | 7 | 18-14 | 9-6 | Holderfield (W, 2-0) | 1347 | 2:40 |
| 4/8 | Ball State | W, 7-5 | 9 | 19-14 | 9-6 | Swanson (W, 2-1) | 1271 | 3:09 |
| 4/11 | Illinois | L, 2-4 | 9 | 19-15 | 9-7 | Gubitosi (L, 1-1) | 642 | 2:43 |
| 4/12 | Illinois | W, 12-3 | 9 | 20-15 | 10-7 | Gilley (W, 7-1) | 1322 | 3:03 |
| 4/13 | Illinois | L, 1-15 | 7 | 20-16 | 10-8 | Seebold (L, 2-4) | 1692 | 2:17 |
| 4/15 | Indiana State | L, 5-7 | 9 | 20-17 | 10-8 | Rushing (L, 0-1) | 1113 | 3:09 |
| 4/18 | Maryland | W, 7-6 | 9 | 21-17 | 11-8 | Grable (W, 4-1) | 2037 | 3:18 |
| 4/19 | Maryland | L, 4-17 | 7 | 21-18 | 11-9 | Gilley (L, 7-2) | 1211 | 3:19 |
| 4/20 | Maryland | W, 15-5 | 8 | 22-18 | 12-9 | Seebold (W, 3-4) | 1301 | 3:36 |
| 4/23 | Ball State | W, 14-4 | 7 | 23-18 | 12-9 | Kraft (W, 1-1) | 2203 | 3:13 |
| 4/25 | Iowa | L, 1-2 | 10 | 23-19 | 12-10 | Seebold (L, 3-5) | 1508 | 3:50 |
| 4/26 | Iowa | L, 2-13 | 7 | 23-20 | 12-11 | Gilley (L, 7-3) | 2278 | 2:32 |
| 4/27 | Iowa | L, 0-10 | 7 | 23-21 | 12-12 | Grable (L, 4-2) | 1506 | 2:00 |
| 4/30 | Evansville | W, 14-6 | 9 | 24-21 | 12-12 | Decker-Petty (W, 1-1) | 620 | 3:20 |
| 5/2 | Abilene Christian | W, 8-4 | 9 | 25-21 | 12-12 | Kraft (W, 2-1) | 405 | 2:35 |
| 5/3 | Abilene Christian | W, 14-5 | 9 | 26-21 | 12-12 | Holderfield (W, 3-0) | 445 | 3:21 |
| 5/4 | Abilene Christian | W, 7-6 | 9 | 27-21 | 12-12 | Yarberry (W, 1-0) | 427 | 3:03 |
| 5/9 | Purdue | W, 8-0 | 9 | 28-21 | 13-12 | Kraft (W, 3-1) | 2484 | 2:45 |
| 5/10 | Purdue | L, 1-5 | 9 | 28-22 | 13-13 | Grable (L, 4-3) | 2534 | 2:36 |
| 5/11 | Purdue | W, 14-4 | 7 | 29-22 | 14-13 | Gilley (W, 8-3) | 2264 | 2:32 |
| 5/13 | Cincinnati | - | - | - | - | - | - | - |
| 5/15 | Michigan | - | - | - | - | - | - | - |
| 5/16 | Michigan | - | - | - | - | - | - | - |
| 5/17 | Michigan | - | - | - | - | - | - | - |

*IU's traditional all grey uniforms; often worn on Friday nights in road contests*

**UNIFORM TRACKER**

| *Jerseys* | *W-L* |
|---|---|
| White Hoosiers | 5-6 |
| Grey Hoosiers | 4-4 |
| Grey Pinstripes | 3-4 |
| Red Script | 9-4 |
| White Pinstripes | 0-1 |
| Cream Indiana | 0-1 |
| Gold Standard | 4-1 |
| Grey Candystripes | 3-0 |
| Pink Camo | 1-0 |
| Salute to Service | 0-1 |

## LINEUP NOTES

**GAME-BY GAME OFFENSIVE STARTERS**

| *Date* | *Opponent* | *1* | *2* | *3* | *4* | *5* | *6* | *7* | *8* | *9* |
|---|---|---|---|---|---|---|---|---|---|---|
| 2/14 | UNLV | Taylor | Denny | Cerny | Oliver | Stadler | Brenczewski | Dickerson | Hanley | Pyne |
| 2/15 | Xavier | Taylor | Denny | Cerny | Oliver | Brenczewski | Stadler | Dickerson | Hanley | Pyne |
| 2/16 | Oregon State | Taylor | Denny | Cerny | Oliver | Dickerson | Hanley | DeMartino | Pyne | Schuyler |
| 2/17 | UNLV | Taylor | Denny | Cerny | Oliver | Wiggins | Dickerson | Hanley | Pyne | Schuyler |
| 2/22 | Fordham | Brenczewski | Taylor | Dickerson | Oliver | Stadler | Cerny | Hanley | Denny | Moore |
| 2/23 | Harvard | Brenczewski | Taylor | Dickerson | Wiggins | Cerny | Oliver | Hanley | Moore | Schuyler |
| 2/24 | Northwestern | Brenczewski | Taylor | Dickerson | Wiggins | Cerny | Stadler | Oliver | Hanley | Moore |
| 2/26 | Xavier | Brenczewski | Taylor | Dickerson | Wiggins | Hanley | Oliver | Pyne | Malamazian | Schuyler |
| 2/28 | Mount St. Mary's | Brenczewski | Taylor | Dickerson | Wiggins | Hanley | Cermy | Oliver | Moore | Schuyler |
| 2/28 | Stetson | Brenczewski | Taylor | Dickerson | Wiggins | Hanley | Oliver | Cerny | Moore | Schuyler |
| 3/1 | Stetson | Wiggins | Taylor | Dickerson | Hanley | Cerny | Oliver | Denny | Malamazian | Schuyler |
| 3/2 | Mount St. Mary's | Wiggins | Taylor | Dickerson | Hanley | Denny | Cerny | Oliver | Stadler | Moore |
| 3/4 | Northern Kentucky | Wiggins | Taylor | Dickerson | Brenczewski | Hanley | Cerny | Oliver | Schuyler | Malamazian |
| 3/7 | Penn State | Wiggins | Taylor | Dickerson | Brenczewski | Hanley | Schuyler | Malamazian | Cerny | Oliver |
| 3/7 | Penn State | Wiggins | Taylor | Dickerson | Brenczewski | Hanley | Schuyler | Malamazian | Cerny | Moore |
| 3/9 | Penn State | Wiggins | Taylor | Dickerson | Brenczewski | Hanley | Stadler | Malamazian | Cerny | Moore |
| 3/11 | Indiana State | Wiggins | Taylor | Dickerson | Brenczewski | Hanley | Stadler | Malamazian | Cerny | Moore |
| 3/14 | Ohio State | Wiggins | Taylor | Dickerson | Stadler | Hanley | Denny | Cerny | Malamazian | Oliver |
| 3/14 | Ohio State | Wiggins | Taylor | Dickerson | Stadler | Hanley | Schuyler | Cerny | Malamazian | Moore |
| 3/16 | Ohio State | Wiggins | Taylor | Dickerson | Stadler | Hanley | Denny | Malamazian | Cerny | Moore |
| 3/18 | Evansville | Wiggins | Taylor | Dickerson | Hanley | Denny | Brenczewski | Schuyler | Cerny | Malamazian |
| 3/21 | UCLA | Wiggins | Taylor | Dickerson | Hanley | Denny | Stadler | Cerny | Oliver | Malamazian |
| 3/22 | UCLA | Wiggins | Taylor | Dickerson | Stadler | Hanley | Brenczewski | Cerny | Oliver | Malamazian |
| 3/23 | UCLA | Wiggins | Taylor | Dickerson | Hanley | Stadler | Cerny | Malamazian | Oliver | Schuyler |
| 3/25 | Bellarmine | Wiggins | Taylor | Dickerson | Hanley | Cerny | Denny | Malamazian | Schuyler | Moore |
| 3/28 | USC | Wiggins | Taylor | Dickerson | Hanley | Denny | Cerny | Stadler | Malamazian | Moore |
| 3/28 | USC | Wiggins | Taylor | Dickerson | Hanley | Brenczewski | Cerny | Stadler | Malamazian | Moore |
| 3/39 | USC | Wiggins | Taylor | Dickerson | Hanley | Cerny | Brenczewski | Malamazian | Moore | Schuyler |
| 4/1 | Louisville | Wiggins | Taylor | Dickerson | Hanley | Cerny | Malamazian | Denny | Moore | Schuyler |
| 4/6 | Michigan State | Taylor | Dickerson | Hanley | Cerny | Stadler | Denny | Brenczewski | Malamazian | Moore |
| 4/7 | Michigan State | Taylor | Dickerson | Hanley | Cerny | Brenczewski | Denny | Malamazian | Moore | Stadler |
| 4/7 | Michigan State | Taylor | Dickerson | Hanley | Cerny | Malamazian | Moore | Koskie | Denny | Schuyler |
| 4/8 | Ball State | Taylor | Dickerson | Hanley | Cerny | Koskie | Moore | Malamazian | Brenczewski | Schuyler |
| 4/11 | Illinois | Taylor | Dickerson | Hanley | Cermy | Malamazian | Brenczewski | Koskie | Moore | Stadler |
| 4/12 | Illinois | Taylor | Dickerson | Hanley | Cerny | Malamazian | Moore | Koskie | Denny | Schuyler |
| 4/13 | Illinois | Taylor | Dickerson | Hanley | Cerny | Malamazian | Moore | Koskie | Denny | Stadler |
| 4/15 | Indiana State | Taylor | Dickerson | Hanley | Cerny | Koskie | Denny | Malamazian | Oliver | Schuyler |
| 4/18 | Maryland | Taylor | Dickerson | Hanley | Cerny | Koskie | Denny | Malamazian | Moore | Schuyler |
| 4/19 | Maryland | Taylor | Dickerson | Hanley | Cerny | Denny | Moore | Malamazian | Koskie | Stadler |
| 4/20 | Maryland | Moore | Taylor | Dickerson | Hanley | Malamazian | Cerny | Denny | Koskie | Schuyler |
| 4/23 | Ball State | Moore | Taylor | Dickerson | Hanley | Koskie | Cerny | Denny | Malamazian | Schuyler |
| 4/25 | Iowa | Moore | Taylor | Dickerson | Hanley | Cerny | Malamazian | Denny | Koskie | Schuyler |
| 4/26 | Iowa | Moore | Taylor | Dickerson | Hanley | Cerny | Denny | Brenczewski | Malamazian | Stadler |
| 4/27 | Iowa | Moore | Taylor | Dickerson | Hanley | Denny | Cerny | Malamazian | Wiggins | Schuyler |
| 4/30 | Evansville | Moore | Taylor | Dickerson | Hanley | Denny | Malamazian | Cerny | Wiggins | Stadler |
| 5/2 | Abilene Christian | Moore | Dickerson | Hanley | Denny | Malamazian | Wiggins | Cerny | Brenczewski | Stadler |
| 5/3 | Abilene Christian | Moore | Taylor | Dickerson | Hanley | Malamazian | Denny | Cerny | Koskie | Schuyler |
| 5/4 | Abilene Christian | Moore | Taylor | Dickerson | Hanley | Denny | Malamazian | Wiggins | Oliver | Schuyler |
| 5/9 | Purdue | Moore | Taylor | Dickerson | Hanley | Denny | Malamazian | Cerny | Wiggins | Stadler |
| 5/10 | Purdue | Moore | Taylor | Dickerson | Hanley | Denny | Malamazian | Cerny | Wiggins | Schuyler |
| 5/11 | Purdue | Moore | Taylor | Dickerson | Hanley | Malamazian | Wiggins | Denny | Cerny | Stadler |
| 5/13 | Cincinnati | - | - | - | - | - | - | - | - | - |
| 5/15 | Michigan | - | - | - | - | - | - | - | - | - |
| 5/16 | Michigan | - | - | - | - | - | - | - | - | - |
| 5/17 | Michigan | - | - | - | - | - | - | - | - | - |

*Freshman outfielder* ***Hogan Denny***

**CAREER GAMES PLAYED AT INDIANA** *(Offense, min. 60 apps.)*

| *Player* | *GP/GS* |
|---|---|
| Josh Pyne | 184/183 |
| Tyler Cerny | 169/166 |
| Devin Taylor | 164/160 |
| Jake Stadler | 90/69 |
| Joey Brenczewski | 87/65 |
| Jasen Oliver | 75/64 |
| Andrew Wiggins | 74/46 |

**CAREER GAMES PITCHED AT INDIANA** *(Pitching, min. 20 apps.)*

| *Player* | *App./GS* |
|---|---|
| Ryan Kraft | 80/10 |
| Grant Holderfield | 49/2 |
| Drew Buhr | 30/2 |
| Aydan Decker-Petty | 37/2 |
| Jacob Vogel | 30/0 |

## LINEUP NOTES

### GAME-BY GAME OFFENSIVE STARTERS

| Date | Opponent | C | 1B | 2B | 3B | SS | LF | CF | RF | DH |
|---|---|---|---|---|---|---|---|---|---|---|
| 2/14 | UNLV | Stadler | Hanley | Oliver | Pyne | Cerny | Taylor | Dickerson | Denny | Brenczewski |
| 2/15 | Xavier | Stadler | Hanley | Oliver | Pyne | Cerny | Taylor | Dickerson | Denny | Brenczewski |
| 2/16 | Oregon State | Schuyler | Hanley | Oliver | Pyne | Cerny | Taylor | Dickerson | Denny | DeMartino |
| 2/17 | UNLV | Schuyler | Hanley | Oliver | Pyne | Cerny | Taylor | Dickerson | Denny | Wiggins |
| 2/22 | Fordham | Stadler | Hanley | Oliver | Moore | Cerny | Taylor | Dickerson | Denny | Brenczewski |
| 2/23 | Harvard | Schuyler | Hanley | Oliver | Moore | Cerny | Taylor | Dickerson | Wiggins | Brenczewski |
| 2/24 | Northwestern | Stadler | Hanley | Oliver | Moore | Cerny | Taylor | Dickerson | Wiggins | Brenczewski |
| 2/26 | Xavier | Schuyler | Hanley | Oliver | Pyne | Malamazian | Taylor | Dickerson | Wiggins | Brenczewski |
| 2/28 | Mount St. Mary's | Schuyler | Hanley | Oliver | Moore | Cerny | Taylor | Dickerson | Wiggins | Brenczewski |
| 2/28 | Stetson | Schuyler | Hanley | Oliver | Moore | Cerny | Taylor | Dickerson | Wiggins | Brenczewski |
| 3/1 | Stetson | Schuyler | Hanley | Oliver | Malamazian | Cerny | Taylor | Dickerson | Denny | Wiggins |
| 3/2 | Mount St. Mary's | Stadler | Hanley | Oliver | Moore | Cerny | Denny | Taylor | Wiggins | Dickerson |
| 3/4 | Northern Kentucky | Schuyler | Hanley | Oliver | Malamazian | Cerny | Taylor | Dickerson | Wiggins | Brenczewski |
| 3/7 | Penn State | Schuyler | Hanley | Oliver | Malamazian | Cerny | Taylor | Dickerson | Wiggins | Brenczewski |
| 3/7 | Penn State | Schuyler | Hanley | Moore | Malamazian | Cerny | Taylor | Dickerson | Wiggins | Brenczewski |
| 3/9 | Penn State | Stadler | Hanley | Moore | Malamazian | Cerny | Taylor | Dickerson | Wiggins | Brenczewski |
| 3/11 | Indiana State | Stadler | Hanley | Moore | Malamazian | Cerny | Taylor | Dickerson | Wiggins | Brenczewski |
| 3/14 | Ohio State | Stadler | Hanley | Oliver | Malamazian | Cerny | Denny | Dickerson | Wiggins | Taylor |
| 3/14 | Ohio State | Schuyler | Hanley | Moore | Malamazian | Cerny | Taylor | Dickerson | Wiggins | Stadler |
| 3/16 | Ohio State | Stadler | Hanley | Moore | Malamazian | Cerny | Taylor | Dickerson | Wiggins | Denny |
| 3/18 | Evansville | Schuyler | Hanley | Denny | Malamazian | Cerny | Taylor | Dickerson | Wiggins | Brenczewski |
| 3/21 | UCLA | Stadler | Hanley | Oliver | Malamazian | Cerny | Taylor | Dickerson | Wiggins | Denny |
| 3/22 | UCLA | Stadler | Hanley | Oliver | Malamazian | Cerny | Taylor | Dickerson | Wiggins | Brenczewski |
| 3/23 | UCLA | Schuyler | Hanley | Oliver | Malamazian | Cerny | Taylor | Dickerson | Wiggins | Stadler |
| 3/25 | Bellarmine | Schuyler | Hanley | Cerny | Moore | Malamazian | Taylor | Dickerson | Wiggins | Denny |
| 3/28 | USC | Stadler | Hanley | Cerny | Moore | Malamazian | Taylor | Dickerson | Wiggins | Denny |
| 3/28 | USC | Stadler | Hanley | Cerny | Moore | Malamazian | Taylor | Dickerson | Wiggins | Brenczewski |
| 3/29 | USC | Schuyler | Hanley | Cerny | Moore | Malamazian | Taylor | Dickerson | Wiggins | Brenczewski |
| 4/1 | Louisville | Schuyler | Hanley | Cerny | Moore | Malamazian | Taylor | Dickerson | Wiggins | Denny |
| 4/6 | Michigan State | Stadler | Hanley | Cerny | Moore | Malamazian | Taylor | Dickerson | Denny | Brenczewski |
| 4/7 | Michigan State | Stadler | Hanley | Cerny | Moore | Malamazian | Taylor | Dickerson | Denny | Brenczewski |
| 4/7 | Michigan State | Schuyler | Hanley | Cerny | Moore | Malamazian | Taylor | Dickerson | Koskie | Denny |
| 4/8 | Ball State | Schuyler | Hanley | Cerny | Moore | Malamazian | Taylor | Dickerson | Koskie | Brenczewski |
| 4/11 | Illinois | Stadler | Hanley | Cerny | Moore | Malamazian | Taylor | Dickerson | Koskie | Brenczewski |
| 4/12 | Illinois | Schuyler | Hanley | Cerny | Moore | Malamazian | Taylor | Dickerson | Koskie | Denny |
| 4/13 | Illinois | Stadler | Hanley | Cerny | Moore | Malamazian | Taylor | Dickerson | Koskie | Denny |
| 4/15 | Indiana State | Schuyler | Hanley | Cerny | Oliver | Malamazian | Taylor | Dickerson | Koskie | Denny |
| 4/18 | Maryland | Schuyler | Hanley | Cerny | Moore | Malamazian | Taylor | Dickerson | Koskie | Denny |
| 4/19 | Maryland | Stadler | Hanley | Cerny | Moore | Malamazian | Taylor | Dickerson | Koskie | Denny |
| 4/20 | Maryland | Schuyler | Hanley | Cerny | Moore | Malamazian | Taylor | Dickerson | Koskie | Denny |
| 4/23 | Ball State | Schuyler | Hanley | Cerny | Moore | Malamazian | Taylor | Dickerson | Koskie | Denny |
| 4/25 | Iowa | Schuyler | Hanley | Cerny | Moore | Malamazian | Taylor | Dickerson | Koskie | Denny |
| 4/26 | Iowa | Stadler | Hanley | Cerny | Moore | Malamazian | Taylor | Dickerson | Denny | Brenczewski |
| 4/27 | Iowa | Schuyler | Hanley | Cerny | Moore | Malamazian | Taylor | Dickerson | Denny | Wiggins |
| 4/30 | Evansville | Stadler | Hanley | Cerny | Moore | Malamazian | Taylor | Dickerson | Wiggins | Denny |
| 5/2 | Abilene Christian | Stadler | Hanley | Cerny | Moore | Malamazian | Denny | Dickerson | Wiggins | Brenczewski |
| 5/3 | Abilene Christian | Schuyler | Hanley | Cerny | Moore | Malamazian | Taylor | Dickerson | Koskie | Denny |
| 5/4 | Abilene Christian | Schuyler | Hanley | Oliver | Moore | Malamazian | Taylor | Dickerson | Wiggins | Denny |
| 5/9 | Purdue | Stadler | Hanley | Cerny | Moore | Malamazian | Taylor | Dickerson | Wiggins | Denny |
| 5/10 | Purdue | Schuyler | Hanley | Cerny | Moore | Malamazian | Taylor | Dickerson | Wiggins | Denny |
| 5/11 | Purdue | Stadler | Hanley | Cerny | Moore | Malamazian | Taylor | Dickerson | Wiggins | Denny |
| 5/13 | Cincinnati | - | - | - | - | - | - | - | - | - |
| 5/15 | Michigan | - | - | - | - | - | - | - | - | - |
| 5/16 | Michigan | - | - | - | - | - | - | - | - | - |
| 5/17 | Michigan | - | - | - | - | - | - | - | - | - |

*Freshman infielder **Jake Hanley***

### RUN SUPPORT *(starters)*

| Player | Starts | Run Support | Runs/Game | Team Record |
|---|---|---|---|---|
| Aydan Decker-Petty | 1 | 3 | 3.0 | 0-1 |
| Gavin Seebold | 6 | 25 | 4.2 | 3-3 |
| Ben Grable | 11 | 55 | 5.0 | 7-4 |
| Cole Gilley | 10 | 41 | 4.1 | 5-5 |
| Pete Haas | 7 | 12 | 1.7 | 4-3 |
| Jackson Yarberry | 5 | 5 | 1.0 | 3-2 |
| Henry Brummel | 1 | 0 | 0.0 | 0-1 |
| Deron Swanson | 3 | 9 | 3.0 | 3-0 |
| Ryan Kraft | 5 | 22 | 4.4 | 3-2 |
| Drew Buhr | 2 | 1 | 0.5 | 2-0 |

### STARTERS K/BB & K/9

| Player | K/BB | Ratio | K/9 | BB/9 |
|---|---|---|---|---|
| Aydan Decker-Petty | 18/10 | 1.80 | 7.04 | 3.91 |
| Pete Haas | 32/18 | 1.83 | 9.28 | 5.06 |
| Gavin Seebold | 46/24 | 1.92 | 7.91 | 4.13 |
| Cole Gilley | 70/15 | 4.67 | 11.10 | 2.38 |
| Ben Grable | 49/16 | 3.18 | 9.66 | 3.04 |
| Jackson Yarberry | 20/9 | 2.22 | 11.00 | 4.96 |
| Henry Brummel | 7/9 | 0.78 | 7.88 | 10.10 |
| Deron Swanson | 16/9 | 1.78 | 10.80 | 6.08 |
| Ryan Kraft | 45/14 | 3.27 | 8.54 | 2.61 |
| Drew Buhr | 19/7 | 2.71 | 7.54 | 2.78 |

## INDIANA START CHART

### INDIANA START CHART - PITCHING

| Date | Starter | Opponent | Dec | IP | H | R | ER | BB | SO | NP | Score When Left | Result |
|---|---|---|---|---|---|---|---|---|---|---|---|---|
| 2/14 | Seebold | UNLV | Loss | 4.0 | 5 | 4 | 4 | 1 | 3 | 67 | Trailing 1-4 | L, 2-4 |
| 2/15 | Gilley | Xavier | ND | 5.1 | 3 | 2 | 1 | 0 | 11 | 81 | Leading 2-1 | L, 6-8 (10) |
| 2/16 | Haas | #7 Oregon State | Loss | 3.0 | 6 | 4 | 4 | 1 | 2 | 47 | Trailing 0-4 | L, 0-6 |
| 2/17 | Decker-Petty | UNLV | ND | 2.0 | 2 | 3 | 3 | 1 | 0 | 32 | Leading 3-1 | L, 12-13 (10) |
| 2/22 | Seebold | Fordham | Win | 6.0 | 2 | 2 | 1 | 2 | 7 | 75 | Leading 11-2 | W, 15-2 |
| 2/23 | Gilley | Harvard | Win | 5.0 | 4 | 2 | 2 | 1 | 7 | 85 | Leading 8-2 | W, 14-4 |
| 2/24 | Haas | Northwestern | ND | 2.0 | 2 | 2 | 2 | 0 | 2 | 31 | Trailing 0-2 | W, 4-3 |
| 2/26 | Yarberry | Xavier | ND | 2.0 | 3 | 3 | 3 | 1 | 4 | 37 | Trailing 1-3 | L, 4-8 |
| 2/28 | Seebold | Mount St. Mary's | ND | 3.0 | 4 | 4 | 4 | 4 | 5 | 70 | Leading 5-4 | W, 18-5 (8) |
| 2/28 | Grable | Stetson | Win | 5.0 | 3 | 0 | 0 | 1 | 6 | 83 | Leading 3-0 | W, 8-1 |
| 3/1 | Gilley | Stetson | Loss | 3.0 | 3 | 4 | 3 | 3 | 0 | 63 | Trailing 3-1 | L, 4-8 |
| 3/2 | Yarberry | Mount St. Mary's | ND | 1.1 | 4 | 4 | 3 | 2 | 1 | 28 | Trailing 2-3 | W, 20-7 (7) |
| 3/4 | Brummel | Northern Kentucky | Loss | 0.0 | 1 | 3 | 3 | 2 | 0 | 17 | Trailing 0-2 | L, 11-13 |
| 3/7 | Seebold | Penn State | Loss | 3.2 | 9 | 9 | 9 | 3 | 2 | 77 | Trailing 3-7 | L, 9-15 |
| 3/7 | Grable | Penn State | Win | 5.0 | 3 | 1 | 1 | 1 | 4 | 81 | Leading 13-1 | W, 17-6 (8) |
| 3/9 | Gilley | Penn State | ND | 4.1 | 3 | 2 | 0 | 1 | 3 | 67 | Tied 2-2 | L, 6-10 |
| 3/11 | Swanson | Indiana State | ND | 3.0 | 3 | 1 | 1 | 1 | 5 | 53 | Leading 2-1 | W, 9-4 |
| 3/14 | Haas | Ohio State | ND | 2.0 | 2 | 2 | 2 | 1 | 2 | 38 | Trailing 1-2 | W, 12-2 (8) |
| 3/14 | Grable | Ohio State | ND | 4.0 | 8 | 5 | 5 | 2 | 6 | 86 | Trailing 2-5 | W, 8-7 (10) |
| 3/16 | Swanson | Ohio State | Win | 3.1 | 3 | 2 | 2 | 2 | 7 | 72 | Leading 7-2 | W, 14-3 (7) |
| 3/18 | Gilley | Evansville | ND | 2.0 | 0 | 0 | 0 | 0 | 3 | 31 | Tied 0-0 | W, 7-4 |
| 3/21 | Kraft | UCLA | ND | 4.1 | 2 | 0 | 0 | 2 | 2 | 75 | Leading 5-0 | W, 5-1 |
| 3/22 | Grable | UCLA | Loss | 5.2 | 7 | 3 | 2 | 3 | 2 | 98 | Trailing 2-3 | L, 4-7 |
| 3/23 | Swanson | UCLA | Loss | 0.2 | 2 | 2 | 2 | 1 | 0 | 25 | Trailing 0-1 | L, 3-6 |
| 3/25 | Gilley | Bellarmine | Win | 1.0 | 0 | 0 | 0 | 1 | 0 | 20 | Leading 5-0 | W, 13-0 (7) |
| 3/28 | Kraft | USC | ND | 4.0 | 7 | 3 | 3 | 0 | 2 | 57 | Tied 3-3 | L, 5-10 |
| 3/28 | Gilley | USC | Win | 5.0 | 9 | 5 | 5 | 1 | 10 | 97 | Leading 11-5 | W, 13-6 |
| 3/29 | Grable | USC | ND | 3.0 | 3 | 2 | 2 | 3 | 4 | 60 | Leading 6-2 | L, 12-13 |
| 4/1 | Kraft | #18 Louisville | ND | 2.0 | 0 | 1 | 1 | 1 | 2 | 36 | Trailing 0-1 | L, 4-6 |
| 4/6 | Seebold | Michigan State | Win | 5.0 | 3 | 2 | 2 | 1 | 3 | 82 | Leading 5-2 | W, 6-4 |
| 4/7 | Grable | Michigan State | ND | 3.0 | 3 | 1 | 1 | 0 | 2 | 42 | Leading 10-1 | W, 14-2 (7) |
| 4/7 | Haas | Michigan State | ND | 2.1 | 4 | 1 | 1 | 1 | 1 | 29 | Leading 7-1 | W, 18-2 (7) |
| 4/8 | Yarberry | Ball State | ND | 1.0 | 3 | 2 | 2 | 0 | 1 | 19 | Trailing 0-2 | W, 7-5 |
| 4/11 | Haas | Illinois | ND | 2.0 | 1 | 0 | 0 | 2 | 5 | 37 | Leading 1-0 | L, 2-4 |
| 4/12 | Grable | Illinois | ND | 3.2 | 4 | 2 | 2 | 0 | 4 | 62 | Leading 5-2 | W, 12-3 |
| 4/13 | Seebold | Illinois | Loss | 1.1 | 5 | 8 | 8 | 2 | 1 | 49 | Trailing 0-7 | L, 1-15 (7) |
| 4/15 | Yarberry | Indiana State | ND | 2.0 | 0 | 0 | 0 | 0 | 2 | 26 | Leading 2-0 | L, 5-7 |
| 4/18 | Yarberry | Maryland | ND | 2.0 | 2 | 4 | 4 | 3 | 1 | 41 | Trailing 0-4 | W, 7-6 |
| 4/19 | Gilley | Maryland | Loss | 2.0 | 7 | 6 | 5 | 0 | 2 | 51 | Trailing 1-6 | L, 4-17 (7) |
| 4/20 | Grable | Maryland | ND | 4.0 | 3 | 1 | 1 | 0 | 4 | 64 | Leading 2-1 | W, 15-5 (8) |
| 4/23 | Haas | Ball State | ND | 1.0 | 1 | 0 | 0 | 0 | 1 | 12 | Leading 1-0 | W, 14-4 (7) |
| 4/25 | Haas | Iowa | ND | 1.2 | 1 | 0 | 0 | 2 | 0 | 36 | Leading 1-0 | L, 1-2 (10) |
| 4/26 | Gilley | Iowa | Loss | 3.0 | 6 | 7 | 7 | 3 | 2 | 84 | Trailing 0-4 | L, 2-13 (7) |
| 4/27 | Grable | Iowa | Loss | 4.0 | 6 | 6 | 6 | 2 | 8 | 95 | Trailing 0-6 | L, 0-10 (7) |
| 4/30 | Buhr | Evansville | ND | 1.0 | 1 | 0 | 0 | 1 | 1 | 20 | Leading 1-0 | W, 14-6 |
| 5/2 | Kraft | Abilene Christian | Win | 6.0 | 4 | 4 | 4 | 0 | 7 | 88 | Leading 8-4 | W, 8-4 |
| 5/3 | Grable | Abilene Christian | ND | 4.2 | 6 | 5 | 3 | 2 | 4 | 88 | Leading 11-5 | W, 14-5 |
| 5/4 | Buhr | Abilene Christian | ND | 2.0 | 0 | 0 | 0 | 0 | 3 | 30 | Tied 0-0 | W, 7-6 |
| 5/9 | Kraft | Purdue | Win | 7.0 | 5 | 0 | 0 | 1 | 4 | 85 | Leading 5-0 | W, 8-0 |
| 5/10 | Grable | Purdue | Loss | 5.1 | 5 | 3 | 2 | 1 | 5 | 74 | Trailing 1-3 | L, 1-5 |
| 5/11 | Gilley | Purdue | Win | 6.0 | 5 | 3 | 0 | 1 | 6 | 87 | Leading 8-3 | W, 14-4 (7) |
| 5/13 | - | - | - | - | - | - | - | - | - | - | - | - |
| 5/15 | - | - | - | - | - | - | - | - | - | - | - | - |
| 5/16 | - | - | - | - | - | - | - | - | - | - | - | - |
| 5/17 | - | - | - | - | - | - | - | - | - | - | - | - |

*Graduate student pitcher **Drew Buhr***

### SAVES

*Standard save rules apply*

| Player | Date | Opponent | IP (H, R-ER, BB, K) |
|---|---|---|---|
| Drew Buhr | 2/28 | Stetson | 2.0 IP, 2 H, 0 R |
| Drew Buhr | 3/2 | Mount St. Mary's | 3.0 IP, 0 H, 0 R, 4 K |
| Gavin Seebold | 3/11 | Indiana State | 2.1 IP, 2 H, 1 ER, 2 K |
| Pete Haas | 3/18 | Evansville | 2.0 IP, 1 H, 0 R, 4 K |
| Jacob Vogel | 4/6 | Michigan State | 2.0 IP, 4 H, 1 ER |
| Aydan Decker-Petty | 4/7 | Michigan State - 2 | 3.0 IP, 3 H, 1 ER, 4 K |
| Ryan Kraft | 4/8 | Ball State | 1.0 IP, 1 H, 2 K |
| Cole Gilley | 5/2 | Abilene Christian | 3.0 IP, 1 H, 0 R, 4 K |
| Gavin Seebold | 5/3 | Abilene Christian | 3.0 IP, 1 H, 0 R, 4 K |
| Aydan Decker-Petty | 5/11 | Purdue | 0.2 IP, 0 H, 0 R |

### COME FROM BEHIND WINS

*Down by three-or-more runs*

| Opponent | Date | Trailed | Inning | Final Score |
|---|---|---|---|---|
| Mount St. Mary's | 3/2 | 2-5 | 2nd | W, 20-7 (7) |
| Ohio State - 2 | 3/14 | 3-7 | 8th | W, 8-7 (10) |
| Maryland | 4/18 | 1-6 | 8th | W, 7-6 |
| Abilene Christian | 5/4 | 0-3 | 6th | W, 7-6 |

### QUALITY STARTS

*Six innings pitched and three earned runs allowed or fewer*

| Player | Date | Opponent | IP (H, R-ER, BB, K) |
|---|---|---|---|
| Gavin Seebold | 2/22 | Fordham | 6.0 IP, 2 H, 2 R, 1 ER, 7 K |
| Ryan Kraft | 5/9 | Purdue | 7.0 IP, 5 H, 0 R, 0 ER, 4 K |
| Cole Gilley | 5/11 | Purdue | 6.0 IP, 5 H, 3 R, 0 ER, 6 K |

## SERIES BREAKDOWN - BATTING/FIELDING

**BATTING/FIELDING**

| Dates | Opponent | W-L | AB | R | H | RBI | 2B | 3B | HR | TB | BB | OBP | SLG | SB-A | HBP | SF | SH | GDP | K | CH | E | Fld. Pct. | Batting Avg. |
|---|---|---|---|---|---|---|---|---|---|---|---|---|---|---|---|---|---|---|---|---|---|---|---|
| 2/14-17 | College Baseball Classic | 0-4 | 133 | 20 | 28 | 18 | 2 | 1 | 4 | 44 | 30 | .373 | .331 | 0-2 | 5 | 1 | 1 | 3 | 40 | 144 | 7 | .951 | .211 |
| 2/22-24 | USA Baseball Round Robin | 3-0 | 105 | 33 | 35 | 28 | 4 | 2 | 3 | 52 | 31 | .510 | .495 | 4-5 | 9 | 2 | 4 | 0 | 22 | 110 | 3 | .973 | .333 |
| 2/28-3/2 | at Stetson/vs. Mt. Saint. Mary's | 3-1 | 142 | 50 | 52 | 45 | 8 | 2 | 9 | 91 | 24 | .478 | .641 | 6-8 | 9 | 3 | 2 | 1 | 25 | 136 | 4 | .971 | .366 |
| 3/7-9 | at Penn State | 1-2 | 117 | 32 | 44 | 31 | 13 | 0 | 5 | 72 | 20 | .483 | .615 | 2-3 | 5 | 1 | 0 | 2 | 24 | 106 | 6 | .938 | .376 |
| 3/14-16 | Ohio State | 3-0 | 103 | 34 | 33 | 32 | 6 | 2 | 7 | 64 | 11 | .418 | .620 | 3-3 | 7 | 1 | 1 | 0 | 20 | 91 | 0 | 1.000 | .320 |
| 3/21-23 | at UCLA | 1-2 | 101 | 12 | 22 | 11 | 4 | 1 | 5 | 43 | 7 | .282 | .426 | 0-0 | 2 | 0 | 2 | 3 | 25 | 111 | 5 | .955 | .218 |
| 3/28-29 | USC | 1-2 | 112 | 30 | 36 | 28 | 8 | 0 | 8 | 68 | 11 | .392 | .607 | 2-3 | 2 | 0 | 1 | 0 | 25 | 107 | 5 | .953 | .321 |
| 4/6-7 | Michigan State | 3-0 | 96 | 38 | 41 | 37 | 6 | 0 | 5 | 62 | 12 | .509 | .646 | 4-5 | 6 | 2 | 2 | 0 | 19 | 86 | 1 | .988 | .427 |
| 4/11-13 | at Illinois | 1-2 | 93 | 15 | 20 | 14 | 7 | 0 | 2 | 33 | 13 | .351 | .355 | 0-0 | 7 | 1 | 0 | 3 | 13 | 98 | 3 | .969 | .215 |
| 4/18-20 | Maryland | 2-1 | 99 | 26 | 34 | 24 | 7 | 0 | 9 | 68 | 13 | .455 | .687 | 2-2 | 8 | 1 | 0 | 2 | 24 | 99 | 2 | .980 | .343 |
| 4/25-27 | at Iowa | 0-3 | 81 | 3 | 14 | 3 | 2 | 0 | 0 | 16 | 10 | .302 | .198 | 0-0 | 5 | 0 | 1 | 4 | 28 | 84 | 1 | .988 | .173 |
| 5/2-4 | at Abilene Christian | 3-0 | 109 | 29 | 32 | 27 | 8 | 0 | 7 | 61 | 17 | .400 | .560 | 8-8 | 3 | 1 | 0 | 4 | 23 | 104 | 5 | .952 | .294 |
| 5/9-11 | Purdue | 2-1 | 89 | 23 | 27 | 22 | 6 | 0 | 2 | 39 | 20 | .453 | .438 | 1-2 | 6 | 2 | 2 | 2 | 17 | 111 | 3 | .973 | .303 |
| 5/15-17 | at Michigan | - | - | - | - | - | - | - | - | - | - | - | - | - | - | - | - | - | - | - | - | - | - |

## SERIES BREAKDOWN - PITCHING

**PITCHING**

| Dates | Opponent | W-L | IP | H | R | ER | BB | SO | 2B | 3B | HR | WP | HBP | BK | DP | W | L | SV | Score | ERA |
|---|---|---|---|---|---|---|---|---|---|---|---|---|---|---|---|---|---|---|---|---|
| 2/14-17 | College Baseball Classic | 0-4 | 36.0 | 42 | 31 | 29 | 15 | 39 | 5 | 1 | 3 | 3 | 5 | 1 | 2 | 0 | 4 | 0 | 20-31 | 7.25 |
| 2/22-24 | USA Baseball Round Robin | 3-0 | 27.0 | 17 | 9 | 8 | 10 | 31 | 1 | 1 | 2 | 1 | 1 | 0 | 0 | 3 | 0 | 0 | 33-9 | 2.67 |
| 2/28-3/2 | at Stetson/vs. Mt. St. Mary's | 3-1 | 32.0 | 32 | 21 | 19 | 24 | 30 | 4 | 0 | 1 | 6 | 7 | 0 | 3 | 3 | 1 | 2 | 50-21 | 5.34 |
| 3/7-9 | at Penn State | 1-2 | 24.0 | 26 | 31 | 25 | 16 | 21 | 6 | 0 | 4 | 2 | 3 | 1 | 1 | 1 | 2 | 0 | 32-31 | 9.38 |
| 3/14-16 | Ohio State | 3-0 | 25.0 | 24 | 12 | 12 | 11 | 32 | 5 | 1 | 4 | 2 | 1 | 0 | 0 | 3 | 0 | 0 | 34-12 | 4.32 |
| 3/21-23 | at UCLA | 1-2 | 25.0 | 26 | 14 | 11 | 12 | 13 | 6 | 1 | 2 | 1 | 5 | 1 | 6 | 1 | 2 | 0 | 12-14 | 3.96 |
| 3/28-29 | USC | 1-2 | 27.0 | 40 | 29 | 27 | 14 | 28 | 7 | 0 | 11 | 2 | 3 | 0 | 1 | 1 | 2 | 0 | 30-29 | 9.00 |
| 4/6-7 | Michigan State | 3-0 | 23.0 | 23 | 8 | 7 | 4 | 20 | 5 | 1 | 1 | 2 | 3 | 0 | 1 | 3 | 0 | 2 | 38-8 | 2.74 |
| 4/11-13 | at Illinois | 1-2 | 23.0 | 29 | 22 | 21 | 14 | 26 | 4 | 2 | 3 | 3 | 4 | 0 | 2 | 1 | 2 | 0 | 15-22 | 8.22 |
| 4/18-20 | Maryland | 2-1 | 24.0 | 31 | 28 | 27 | 19 | 18 | 5 | 0 | 8 | 3 | 2 | 0 | 2 | 2 | 1 | 0 | 28-26 | 10.12 |
| 4/25-27 | at Iowa | 0-3 | 21.2 | 26 | 25 | 22 | 13 | 23 | 6 | 0 | 6 | 0 | 5 | 0 | 1 | 0 | 3 | 0 | 3-25 | 9.14 |
| 5/2-4 | at Abilene Christian | 3-0 | 27.0 | 21 | 15 | 11 | 10 | 33 | 2 | 0 | 3 | 0 | 5 | 1 | 1 | 3 | 0 | 2 | 29-15 | 3.67 |
| 5/9-11 | Purdue | 2-1 | 25.0 | 20 | 9 | 5 | 4 | 23 | 3 | 1 | 3 | 0 | 3 | 1 | 2 | 2 | 1 | 1 | 23-9 | 1.80 |
| 5/15-17 | at Michigan | - | - | - | - | - | - | - | - | - | - | - | - | - | - | - | - | - | - | - |

## BULLPEN TRACKER

Below is a listing of decisions (win or loss), holds and saves/blown saves from the Indiana bullpen in 2025.

NOTE: A hold occurs when a relief pitcher enters the game in a save situation and maintains the team's lead, while recording at least one out. In order for a pitcher to be credited with a hold one of two conditions must be met: 1) He enters with a lead of three runs or less and maintains that lead while recording at least one out. 2) He enters the game with the tying run on-deck, at the plate or on the bases, and records an out.

| Opponent | Result | Pitcher | Line |
|---|---|---|---|
| Xavier (2/15) | Loss (1) | Kraft, Ryan | 1.0 IP, 4 H, 2 R, 2 ER, 3 K |
| UNLV (2/17) | Loss (1) | Bohnert, Matthew | 0.0 IP, 1 H, 2 R, 2 ER, 1 BB |
| Northwestern (2/24) | Win (1) | Grable, Ben | 0.1 IP, 0 H, 0 R |
| Xavier (2/26) | Loss (1) | Decker-Petty, Aydan | 0.1 IP, 1 H, 2 R, 0 ER, 1 K |
| Mount St. Mary's (2/28) | Win (1) | Brummel, Henry | 2.0 IP, 5 H, 1 K |
| | Hold (1) | Rushing, Ryan | 2.0 IP, 0 H, 3 K |
| Stetson (2/28) | Hold (1) | Haas, Pete | 1.2 IP, 1 H, 1 R, 3 BB, 2K |
| | Hold (1) | Benes, Seth | 0.1 IP, 0 R |
| | Save (1) | Buhr, Drew | 2.0 IP, 2 H, 0 R |
| Mount St. Mary's (3/2) | Win (1) | Benes, Seth | 2.0 IP, 3 H, 2 R, 2 K |
| | Save (2) | Buhr, Drew | 3.0 IP, 0 H, 0 R, 4 K |
| Penn State (3/9) | Loss (1) | Buhr, Drew | 2.2 IP, 1 H, 4 R, 3 ER, 4 BB, 1 K |
| Indiana State (3/11) | Save (1) | Seebold, Gavin | 2.1 IP, 2 H, 1 R, 1 ER, 2 K |
| Ohio State - 1 (3/14) | Win (1) | Gubitosi, Anthony | 1.0 IP, 2 BB, 0 R |
| | Hold (1) | Buhr, Drew | 3.0 IP, 4 H, 0 R, 4 K |
| Ohio State - 2 (3/14) | Win (2) | Gilley, Cole | 2.0 IP, 0 H, 0 R, 3 K |
| Evansville (3/18) | Win (1) | Holderfield, Grant | 2.0 IP, 2 H, 1 R |
| | Save (1) | Haas, Pete | 2.0 IP, 1 H, 0 R, 4 K |
| UCLA (3/21) | Win (3) | Gilley, Cole | 4.2 IP, 2 H, 1 R, 1 ER, 6 K |
| USC -1 (3/28) | Loss (3) | Seebold, Gavin | 4.2 IP, 9 H, 7 R, 7 ER, 2 K |
| USC (3/29 | Loss (1) | Telfer, Trey | 1.1 IP, 4 H, 3 R, 3 ER, 1 K |
| Louisville (4/1) | Loss (2) | Haas, Pete | 1.2 IP, 2 H, 4 R, 0 ER, 1 K |
| Michigan State (4/6) | Save (1) | Vogel, Jacob | 2.0 IP, 4 H, 1 ER |
| | Hold (1) | Kraft, Ryan | 2.0 IP, 2 H, 1 R, 0 ER, 2 K |
| Michigan State - 1 (4/7) | Win (6) | Gilley, Cole | 4.0 IP, 2 H, 1 ER, 5 K |
| Michigan State - 2 (4/7) | Win (2) | Holderfield, Grant | 1.2 IP, 2 H, 0 R, 3 K |
| | Save (1) | Decker-Petty, Aydan | 3.0 IP, 3 H, 1 ER, 4 K |

| Opponent | Result | Pitcher | Line |
|---|---|---|---|
| Ball State (4/8) | Win (2) | Swanson, Deron | 4.1 IP, 4 H, 0 R, 3 K |
| | Save (1) | Kraft, Ryan | 1.0 IP, 1 H, 0 R, 2K |
| Illinois (4/11) | Loss (1) | Gubitosi, Anthony | 1.0 IP, 1 H, 3 R, 3 ER, 2 BB |
| Illinois (4/12) | Win (7) | Gilley, Cole | 5.1 IP, 3 H, 1 R, 7 K |
| Indiana State (4/15) | Loss (1) | Rushing, Ryan | 1.1 IP, 5 H, 4 R, 4 ER, 2 BB, 0 K |
| Maryland (4/18) | Win (4) | Grable, Ben | 1.0 IP, 0 H, 0 R, 2 K |
| Maryland (4/20) | Win (3) | Seebold, Gavin | 2.2 IP, 5 H, 3 R, 3 ER, 2 BB, 1 K |
| Ball State (4/23) | Win (1) | Kraft, Ryan | 1.0 IP, 0 H, 0 R, 1 K |
| Iowa (4/25) | Loss (5) | Seebold, Gavin | 4.1 IP, 4 H, 2 R, 2 BB, 7 K |
| Evansville (4/30) | Win (1) | Decker-Petty, Aydan | 4.0 IP, 3 H, 2 R, 2 ER, 1 BB, 4 K |
| Abilene Christian (5/2) | Save (1) | Gilley, Cole | 3.0 IP, 1 H, 0 R, 1 BB, 4 K |
| Abilene Christian (5/3) | Win (3) | Holderfield, Grant | 1.1 IP, 1 H, 0 R, 3 K |
| | Save (2) | Seebold, Gavin | 3.0 IP, 1 H, 0 R, 4 K |
| Abilene Christian | Win (1) | Yarberry, Jackson | 2.0 IP, 1 H, 0 R, 3 K |
| Purdue | Save (2) | Decker-Petty, Aydan | 0.2 IP, 0 H, 0 R |

## HOME RUN TRACKER

Below is a list of home runs hit by Hoosiers in 2025; TrackMan data available based on institution.

| *Player (Total)* | *Opponent* | *Date* | *Inn.* | *Type* | *Exit Velo* | *Est. Distance* |
|---|---|---|---|---|---|---|
| Cerny, Tyler (1) | Xavier | 2/15 | 7 | Solo | 108.2 | 401 |
| Oliver, Jasen (1) | Xavier | 2/15 | 9 | 3-Run | 106.5 | 421 |
| Brenczewski, Joey (1) | UNLV | 2/17 | 2 | 3-Run | 106.0 | 388 |
| Dickerson, Korbyn (1) | UNLV | 2/17 | 10 | 3-Run | - | - |
| Dickerson , Korbyn (2) | Fordham | 2/22 | 7 | 2-Run | 106.9 | 386 |
| Taylor, Devin (1) | Harvard | 2/23 | 4 | 2-Run | 103.5 | 407 |
| Dickerson, Korbyn (3) | Harvard | 2/23 | 7 | 3-Run | 109.8 | 419 |
| Taylor, Devin (2) | Xavier | 2/26 | 5 | 2-Run | 103.3 | 395 |
| Dickerson, Korbyn (4) | Xavier | 2/26 | 5 | Solo | 101.5 | 414 |
| Brenczewski, Joey (2) | Mt. St. Mary's | 2/28 | 2 | 2-Run | 97.9 | 389 |
| Taylor, Devin (3) | Mt. St. Mary's | 2/28 | 2 | Solo | 100.1 | 361 |
| Dickerson, Korbyn (5) | Mt. St. Mary's | 2/28 | 5 | Solo | 107.9 | 425 |
| **Taylor, Devin (4)** | **Mt. St. Mary's** | **2/28** | **7** | **Grand Slam** | **106.4** | **389** |
| Dickerson, Korbyn (6) | Mt. St. Mary's | 2/28 | 7 | Solo | 100.7 | 385 |
| Gilbert, Ryan (1) | Mt. St. Mary's | 2/28 | 8 | 2-Run | 108.4 | 386 |
| Denny, Hogan (1) | Stetson | 3/1 | 5 | Solo | 103.7 | 374 |
| Taylor, Devin (5) | Stetson | 3/1 | 8 | 2-Run | 100.3 | 385 |
| Dickerson, Korbyn (7) | Mt. St. Mary's | 3/2 | 6 | 3-Run | 104.4 | 405 |
| Wiggins, Andrew (1) | Northern Kentucky | 3/4 | 5 | 2-Run | 107.3 | 375 |
| Schuyler, T.J. (1) | Penn State - 1 | 3/7 | 2 | Solo | - | - |
| Taylor, Devin (6) | Penn State - 1 | 3/7 | 7 | Solo | - | - |
| Denny, Hogan (7) | Penn State - 1 | 3/7 | 8 | 2-Run | - | - |
| Dickerson, Korbyn (8) | Penn State - 2 | 3/7 | 5 | 2-Run | - | - |
| Stadler, Jake (1) | Penn State - 2 | 3/7 | 8 | 3-Run | - | - |
| Hanley, Jake (1) | Ohio State - 1 | 3/14 | 3 | 2-Run | 98.7 | 366 |
| Wiggins, Andrew (2) | Ohio State - 1 | 3/14 | 4 | 2-Run | 102.7 | 433 |
| Hanley, Jake (2) | Ohio State - 1 | 3/14 | 5 | 2-Run | 105.5 | 410 |
| Dickerson, Korbyn (9) | Ohio State - 1 | 3/14 | 8 | 2-Run | 95.6 | 377 |
| Malamazian, Cooper (1) | Ohio State - 2 | 3/14 | 8 | 2-Run | 101.2 | 366 |
| Dickerson, Korbyn (10) | Ohio State | 3/16 | 5 | 3-Run | 105.7 | 373 |
| Denny, Hogan (3) | Ohio State | 3/16 | 5 | 2-Run | 106.1 | 360 |
| Taylor, Devin (7) | Evansville | 3/18 | 7 | Solo | 99.3 | 350 |
| Malamazian, Cooper (2) | Evansville | 3/18 | 8 | 2-Run | 98.3 | 415 |
| Taylor, Devin (8) | UCLA | 3/21 | 1 | 2-Run | 104.2 | 421 |
| Dickerson, Korbyn (11) | UCLA | 3/21 | 3 | Solo | 109.4 | 407 |
| Cerny, Tyler (2) | UCLA | 3/21 | 4 | 2-Run | 96.4 | 353 |
| Hanley, Jake (3) | UCLA | 3/22 | 9 | Solo | 102.5 | 394 |
| Cerny, Tyler (3) | UCLA | 3/23 | 9 | Solo | 102.2 | 354 |
| Hanley, Jake (4) | Bellarmine | 3/25 | 1 | 2-Run | 104 | - |
| Cerny, Tyler (4) | Bellarmine | 3/25 | 1 | Inside the Park | 100.4 | - |
| Taylor, Devin (9) | Bellarmine | 3/25 | 2 | Solo | 110 | 407 |
| **Malamazian, Cooper (3)** | **Bellarmine** | **3/25** | **4** | **Grand Slam** | **93** | **352** |
| Hanley, Jake (5) | USC - 1 | 3/28 | 1 | 2-Run | 98.9 | 344 |
| Wiggins, Andrew (3) | USC - 1 | 3/28 | 9 | Solo | 104.9 | 408 |
| Cerny, Tyler (5) | USC - 2 | 3/28 | 2 | 3-Run | 94.3 | 377 |
| Hanley, Jake (6) | USC - 2 | 3/28 | 4 | 2-Run | 109.9 | 427 |
| Taylor, Devin (10) | USC | 3/29 | 1 | Solo | 97.9 | 353 |
| Dickerson, Korbyn (12) | USC | 3/29 | 2 | 2-Run | 107.9 | 404 |
| Dickerson, Korbyn (13) | USC | 3/29 | 4 | 3-Run | 96.5 | 378 |
| Cerny, Tyler (6) | USC | 3/29 | 4 | 2-Run | 101 | 395 |
| Hanley, Jake (7) | Michigan State - 1 | 4/7 | 2 | Solo | 105.6 | 402 |
| **Koskie, Caleb (1)** | **Michigan State - 2** | **4/7** | **1** | **Grand Slam** | **99.1** | **371** |
| Cerny, Tyler (7) | Michigan State - 2 | 4/7 | 2 | 2-Run | 97.6 | 378 |
| Moore, Will (1) | Michigan State - 2 | 4/7 | 4 | 2-Run | 97.3 | 410 |
| Dickerson, Korbyn (14) | Michigan State - 2 | 4/7 | 5 | 2-Run | 105 | 392 |
| Dickerson, Korbyn (15) | Ball State | 4/8 | 2 | 2-Run | 107.8 | 380 |
| Denny, Hogan (4) | Illinois | 4/12 | 7 | Solo | 105.8 | 415 |
| DeMartino, Tyler (1) | Illinois | 4/13 | 7 | Solo | 110.8 | 406 |
| Oliver, Jasen (2) | Indiana State | 4/15 | 2 | 2-Run | 105.6 | 424 |
| Taylor, Devin (11) | Indiana State | 4/15 | 6 | Solo | 100.4 | 354 |
| Cerny, Tyler (8) | Indiana State | 4/15 | 9 | Solo | 99.5 | 397 |
| Malamazian, Cooper (4) | Maryland | 4/18 | 8 | 2-Run | 104.1 | 365 |
| Dickerson, Korbyn (16) | Maryland | 4/19 | 1 | Solo | **112.2** | **478** |
| Taylor, Devin (12) | Maryland | 4/19 | 3 | Solo | 109.3 | 414 |
| Oliver, Jasen (3) | Maryland | 4/19 | 6 | 2-Run | 104.4 | 391 |
| Hanley, Jake (8) | Maryland | 4/20 | 5 | Solo | 105.1 | 398 |
| Dickerson, Korbyn (17) | Maryland | 4/20 | 6 | 2-Run | 112.2 | 421 |
| Hanley, Jake (9) | Maryland | 4/20 | 6 | Solo | 90.8 | 346 |
| Cerny, Tyler (9) | Maryland | 4/20 | 6 | Solo | 100.4 | 401 |
| Taylor, Devin (13) | Maryland | 4/20 | 8 | 3-Run | 105.4 | 403 |
| Hanley, Jake (10) | Ball State | 4/23 | 3 | Solo | 111.4 | 392 |
| Hanley, Jake (11) | Evansville | 4/30 | 2 | Solo | - | - |
| Taylor, Devin (14) | Evansville | 4/30 | 3 | 2-Run | - | - |
| Hanley, Jake (12) | Evansville | 4/30 | 3 | Solo | - | - |
| Stadler, Jake (2) | Abilene Christian | 5/2 | 2 | 2-Run | 98.9 | 416 |
| Denny, Hogan (5) | Abilene Christian | 5/2 | 6 | 2-Run | 101.0 | 424 |
| Denny, Hogan (6) | Abilene Christian | 5/3 | 3 | 2-Run | 93.2 | 349 |
| Dickerson, Korbyn (18) | Abilene Christian | 5/3 | 5 | 3-Run | 103.8 | 402 |
| Hanley, Jake (13) | Abilene Christian | 5/3 | 5 | Solo | 102.9 | 387 |
| Schuyler, T.J. (2) | Abilene Christian | 5/4 | 6 | 2-Run | 101.2 | 344 |
| Brenczewski, Joey (3) | Abilene Christian | 5/4 | 7 | 3-Run | 106.9 | 361 |
| Dickerson, Korbyn (19) | Purdue | 5/11 | 2 | 3-Run | 102.9 | 397 |
| Wiggins, Andrew (4) | Purdue | 5/11 | 7 | Solo | 98.6 | 367 |

***Top Exit Velo on a Home Run***

- Korbyn Dickerson vs. Maryland (112.2)
- Korbyn Dickerson vs. Maryland (112.2)
- Jake Hanley vs. Ball State (111.4)
- Tyler DeMartino vs. Illinois (110.8)
- Devin Taylor vs. Bellarmine (110.0)

***Top Home Runs by Distance***

- Korbyn Dickerson vs. Maryland (478 feet)
- Andrew Wiggins vs. Ohio State (433 feet)
- Jake Hanley vs. USC (427 feet)
- Korbyn Dickerson vs. Mount St. Mary's (425 feet)
- Two, Last: Hogan Debby vs. ACU (424 feet)




## BIG INNINGS

**Five or more runs scored or allowed in a single inning*

### OFFENSE

| Date | Opponent | Inn. | Batters | Runs | Hits | Errors | Final Score |
|---|---|---|---|---|---|---|---|
| 2/28 | Mount St. Mary's | 2 | 8 | 5 | 5 | 0 | W, 18-5 (8) |
| 2/28 | Mount St. Mary's | 7 | 10 | 6 | 4 | 0 | W, 18-5 (8) |
| 2/28 | Mount St. Mary's | 8 | 10 | 5 | 4 | 1 | W, 18-5 (8) |
| 3/2 | Mount St. Mary's | 4 | 12 | 7 | 7 | 1 | W, 20-7 (7) |
| 3/2 | Mount St. Mary's | 6 | 10 | 5 | 4 | 1 | W, 20-7 (7) |
| 3/4 | Northern Kentucky | 5 | 9 | 6 | 4 | 0 | L, 11-13 |
| 3/11 | Indiana State | 6 | 10 | 5 | 3 | 2 | W, 9-4 |
| 3/16 | Ohio State | 5 | 11 | 7 | 3 | 1 | W, 14-3 (7) |
| 3/25 | Bellarmine | 1 | 10 | 5 | 6 | 0 | W, 13-0 (7) |
| 3/25 | Bellarmine | 4 | 10 | 5 | 3 | 0 | W, 13-0 (7) |
| 3/28 | USC - 2 | 2 | 9 | 6 | 0 | 0 | W, 13-6 |
| 3/29 | USC | 4 | 10 | 6 | 6 | 2 | L, 12-13 |
| 4/7 | Michigan State - 1 | 1 | 9 | 6 | 5 | 0 | W, 14-2 (7) |
| 4/7 | Michigan State - 2 | 1 | 10 | 5 | 3 | 0 | W, 18-2 (7) |
| 4/7 | Michigan State - 2 | 5 | 10 | 5 | 4 | 0 | W, 18-2 (7) |
| 4/8 | Ball State | 3 | 10 | 5 | 3 | 0 | W, 7-5 |
| 4/12 | Illinois | 2 | 10 | 5 | 3 | 1 | W, 12-3 |
| 4/18 | Maryland | 5 | 10 | 5 | 5 | 0 | W, 7-6 |
| 4/20 | Maryland | 6 | 9 | 5 | 6 | 0 | W, 15-5 (8) |
| 4/20 | Maryland | 8 | 5 | 5 | 2 | 1 | W, 15-5 (8) |
| 4/23 | Ball State | 5 | 13 | 9 | 6 | 0 | W, 14-4 (7) |
| 4/30 | Evansville | 9 | 13 | 8 | 6 | 0 | W, 14-6 |
| 5/3 | Abilene Christian | 5 | 10 | 7 | 5 | 0 | W, 14-5 |
| 5/11 | Purdue | 2 | 8 | 5 | 1 | 0 | W, 14-4 (7) |
| 5/11 | Purdue | 7 | 9 | 6 | 5 | 0 | W, 14-4 (7) |

### PITCHING

| Date | Opponent | Inn. | Batters | Runs | Hits | Errors | Final Score |
|---|---|---|---|---|---|---|---|
| 3/4 | Northern Kentucky | 4 | 9 | 5 | 5 | 0 | L, 11-13 |
| 3/7 | Penn State - 1 | 3 | 11 | 6 | 7 | 0 | L, 9-15 |
| 3/7 | Penn State - 1 | 4 | 10 | 7 | 3 | 0 | L, 9-15 |
| 4/13 | Illinois | 2 | 9 | 5 | 5 | 0 | L, 1-15 (7) |
| 4/19 | Maryland | 2 | 11 | 6 | 6 | 1 | L, 4-17 (7) |
| 4/19 | Maryland | 3 | 12 | 8 | 3 | 0 | L, 4-17 (7) |
| 4/26 | Iowa | 7 | 6 | 5 | 1 | 0 | L, 2-13 (7) |

## MISC. CAREER STATS

### ACTIVE CAREER LEADERS *(stats at Indiana)*

| Category | Player, Total |
|---|---|
| Games Played | Josh Pyne, 184 |
| Games Started | Josh Pyne, 183 |
| At-Bats | Josh Pyne, 741 |
| Runs | Devin Taylor, 187 |
| Hits | Josh Pyne, 222 |
| Doubles | Josh Pyne, 58 |
| Triples | Devin Taylor, 6 |
| Home Runs | Devin Taylor, 50 |
| Runs Batted In | Devin Taylor, 168 |
| Walks | Devin Taylor, 120 |
| Times Hit By Pitch | Tyler Cerny, 42 |
| Stolen Bases | Tyler Cerny, 22 |
| Pitching Appearances | Ryan Kraft, 80 |
| Wins | Ryan Kraft, 12 |
| Games Started | Ben Grable, 11 |
| Innings Pitched | Ryan Kraft, 181.2 |
| Strikeouts | Ryan Kraft, 189 |

### STARTS BY SEASON - OFFENSE *(all seasons of career)*

| Career Starts | '21 | '22 | '23 | '24 | '25 | Total |
|---|---|---|---|---|---|---|
| Pyne, Josh | - | 56 | 62 | 60 | 5 | 183 |
| Cerny, Tyler | - | - | 57 | 60 | 49 | 166 |
| DeMartino, Tyler | 25 | 55 | 43 | 9 | 1 | 134 |
| Taylor, Devin | - | - | 51 | 59 | 50 | 160 |
| Stadler, Jake | - | 12 | 13 | 44 | 25 | 94 |
| Oliver, Jasen | - | - | - | 44 | 20 | 64 |
| Brenczewski, Joey | - | - | - | 42 | 24 | 66 |
| Wiggins, Andrew | - | - | - | 14 | 32 | 46 |
| Dickerson, Korbyn | - | - | - | 1 | 51 | 52 |
| Hanley, Jake | - | - | - | - | 51 | 51 |
| Denny, Hogan | - | - | - | - | 34 | 34 |
| Schuyler, T.J. | - | - | - | 2 | 28 | 30 |
| Moore, Will | - | - | - | - | 37 | 37 |
| Malamazian, Cooper | - | - | - | - | 41 | 41 |
| Koskie, Caleb | - | - | - | - | 12 | 12 |

**Transfer Notes**

*Jake Stadler played at Purdue (2022-23)*
*Tyler DeMartino played at Xavier (2021-24)*
*Korbyn Dickerson played at Louisville (2023-24)*

### STARTS BY SEASON - PITCHING *(all seasons of career, D1 only)*

| Career Starts | '21 | '22 | '23 | '24 | '25 | Total |
|---|---|---|---|---|---|---|
| Buhr, Drew | - | 10 | 14 | - | 2 | 26 |
| Seebold, Gavin | - | - | 8 | 10 | 6 | 24 |
| Haas, Pete | - | 7 | - | 10 | 7 | 24 |
| Kraft, Ryan | - | 1 | 2 | 2 | 5 | 10 |
| Yarberry, Jackson | - | - | - | 4 | 5 | 9 |
| Gilley, Cole | - | - | - | 3 | 10 | 13 |
| Grable, Ben | - | - | 2 | - | 11 | 13 |
| Swanson, Deron | - | - | - | - | 3 | 3 |
| Benes, Seth | - | - | - | 2 | - | 2 |
| Holderfield, Grant | - | 2 | - | - | - | 2 |
| Gubitosi, Anthony | - | - | 1 | 1 | - | 2 |
| Weisheit, Clayton | - | - | - | 2 | - | 2 |
| Decker-Petty, Aydan | - | - | - | 1 | 1 | 2 |
| Brummel, Henry | - | - | - | - | 1 | 1 |

**Transfer Notes**

*Drew Buhr pitched at Bellarmine (2021-23)*
*Gavin Seebold pitched at Southern Indiana (2023-24)*
*Pete Haas pitched at Stonehill (2022-24); Jackson Yarberry pitched at St. Louis (2024)*
*Cole Gilley pitched at Indiana State (2021-24); Anthony Gubitosi pitched at Delaware (2023-24);*
*Ben Grable pitched at Northwestern (2021-23)*
*Clayton Weisheit pitched at Southern Indiana (2024)*

## THE LAST TIME AN INDIANA TEAM..

| | |
|---|---|
| Won 15+ Consecutive Games | 18 - March 10-April 6, 2013 |
| Won 10+ Consecutive Games | 12 - February 28-March 22, 2015 |
| Won 10+ Consecutive Big Ten Games | 10 - March 28-April 25, 2014 |
| Won 5+ Consecutive Big Ten Games | 6 - May 5-14, 2023 |
| Lost 5+ Consecutive Games | 5 - May 16-23, 2021 |
| Lost 5+ Consecutive Big Ten Games | 5 - May 16-23, 2021 |
| Swept a Three-Game Series | at Abilene Christian; May 2-4, 2025 |
| at Home | Michigan State; April 6-7, 2025 |
| on The Road | at Abilene Christian; May 2-4, 2025 |
| Swept a Non-Conference Three-Game Series | at Abilene Christian; May 2-4, 2025 |
| at Home | Ohio; April 21-23, 2023 |
| on The Road | at Abilene Christian; May 2-4, 2025 |
| Swept a Three-Game Big Ten Series | Michigan State; April 6-7, 2025 |
| at Home | Michigan State; April 6-7, 2025 |
| on The Road | at Northwestern; May 5-7, 2023 |
| Was Swept in a Three-Game Series | at Iowa; April 25-27, 2025 |
| at Home | Maryland; April 28-30, 2023 |
| on The Road | at Iowa; April 25-27, 2025 |
| Was Swept in a Three-Game Non-Conference Series | at Troy; March 11-13, 2022 |
| at Home | Minnesota ; April 22-23, 2011 |
| on The Road | at Troy; March 11-13, 2022 |
| Was Swept in a Three-Game Big Ten Series | at Iowa; April 25-27, 2025 |
| at Home | Maryland; April 28-30, 2023 |
| on The Road | at Iowa; April 25-27, 2025 |
| Played An Extra-Inning Game | L, 1-2 (10 innings) - at Iowa; April 25, 2025 |
| Won An Extra-Inning Game | W, 8-7 (10 innings) - vs. Ohio State - 2; March 14, 2025 |
| Lost An Extra-Inning Game | L, 1-2 (10 innings) - at Iowa; April 25, 2025 |
| Played Consecutive Extra-Inning Games | April 2 & 4, 2017; Nebraska (T, 1-1; 11 innings), Ball State (W, 3-2; 11 innings) |
| Played Three Consecutive Extra-Inning Games | March 15-17, 2011; vs. Jacksonville (W, 7-6; 10 innings), vs. UMass (W, 11-10; 11 innings), vs. Bucknell (L, 4-5; 10 innings) |
| Won Consecutive Games in Extra Innings | March 15-16, 2011; vs. Jacksonville (W, 7-6; 10 innings), vs. UMass (W, 11-10; 11 innings) |
| Won on a Walk-Off | W, 14-4 (run-rule) (F/7) - Purdue; May 11, 2025<br>*Cooper Malamazian RBI single in the seventh inning* |
| Won Consecutive Games Via A Walk-Off | March 14, 2025; Ohio State - 1 (W, 12-2 (8 inn.)), Ohio State - 2 (W, 8-7 (10 inn.)) |

## THE LAST TIME AN INDIANA PITCHING STAFF...

| | |
|---|---|
| Threw a No-Hitter | McCade Brown (5 IP), Braydon Tucker (4 IP); Illinois, April 10, 2021 |
| Held Opponent To 1 Hit | Minnesota; May 15, 2022 |
| Held Opponent To 2 Hits | Purdue Fort Wayne; March 8, 2022 |
| Struck Out 20+ Batters | 21 - Xavier; February 15, 2025 |
| Struck Out 15-19 Batters | 16 - USC - 2; March 28, 2025 |
| Did Not Issue A Walk | Michigan State - 1 (F/7); April 7, 2025 |
| Shut Out An Opponent | vs. Purdue (8-0); May 9, 2025 |
| at Home | vs. Purdue (8-0); May 9, 2025 |
| on The Road | at Northwestern (4-0); May 5, 2023 |
| Neutral Site Game | vs. Washington (1-0); March 18, 2019 |
| Postseason Game | vs. Texas Southern (6-0); June 2, 2018 % |
| Back-To-Back Shutouts | 2014 (Western Kentucky [1-0], Michigan State [7-0]) |
| Three Straight Shutouts | March 24-26, 1988 (at Butler [14-0], at Rose-Hulman [10-0], at Rose-Hulman [2-0) |
| Four Straight Shutouts | April 6-10, 1937 (Carleton [8-0], DePauw [7-0], Miami (Ohio) [10-0], Miami (Ohio) [7-0]) |
| Shut Out A Big Ten Opponent | vs. Purdue (8-0); May 9, 2025 |
| at Home | vs. Purdue (8-0); May 9, 2025 |
| on The Road | at Northwestern (4-0); May 5, 2023 |
| Neutral Site | vs. Michigan (5-0); May 22, 2014 # |

## HITTING TOTALS/STREAKS

| MULTI-HIT GAMES | 2 | 3 | 4 | 5+ | '25 | Career |
|---|---|---|---|---|---|---|
| Pyne, Josh | - | - | - | - | - | 61 |
| Taylor, Devin | 14 | 7 | - | 1 | 22 | 70 |
| Cerny, Tyler | 10 | 1 | 1 | - | 12 | 49 |
| DeMartino, Tyler | - | - | - | - | - | 38* |
| Brenczewski, Joey | 3 | 1 | 1 | - | 5 | 24 |
| Oliver, Jasen | 2 | - | - | - | 2 | 14 |
| Stadler, Jake | 4 | 2 | - | - | 6 | 18 |
| Dickerson, Korbyn | 9 | 12 | 1 | - | 22 | 23* |
| Wiggins, Andrew | 6 | 2 | - | - | 8 | 11 |
| Hanley, Jake | 10 | 9 | 1 | - | 20 | 20 |
| Malamazian, Cooper | 14 | 3 | 1 | - | 18 | 18 |
| Denny, Hogan | 6 | 2 | - | - | 8 | 8 |
| Schuyler, T.J. | 6 | - | - | - | 6 | 6 |
| Moore, Will | 6 | 3 | - | - | 9 | 9 |
| Koskie, Caleb | 1 | 1 | - | - | 2 | 2 |

| MULTI-RBI GAMES | 2 | 3 | 4 | 5+ | '25 | Career |
|---|---|---|---|---|---|---|
| Taylor, Devin | 13 | 2 | 2 | 1 | 18 | 57 |
| Pyne, Josh | - | - | - | - | - | 39 |
| Cerny, Tyler | 5 | 3 | - | - | 8 | 33 |
| DeMartino, Tyler | - | - | - | - | - | 25* |
| Brenczewski, Joey | 1 | 3 | 1 | - | 5 | 15 |
| Oliver, Jasen | 3 | 1 | 1 | - | 5 | 13 |
| Stadler, Jake | 2 | - | 1 | - | 3 | 12 |
| Wiggins, Andrew | 4 | 2 | - | - | 6 | 10 |
| Dickerson, Korbyn | 6 | 4 | 6 | 3 | 19 | 19 |
| Schuyler, T.J. | 2 | 3 | - | - | 5 | 5 |
| Hanley, Jake | 8 | 2 | 2 | 1 | 13 | 13 |
| Malamazian, Cooper | 9 | 3 | - | 1 | 13 | 13 |
| Denny, Hogan | 3 | 3 | - | - | 6 | 6 |
| Moore, Will | 4 | - | - | - | 4 | 4 |
| Gilbert, Ryan | 1 | - | - | - | 1 | 1 |
| Koskie, Caleb | - | 1 | - | 1 | 2 | 2 |

| HITTING STREAKS | '25 Long | Current | Career |
|---|---|---|---|
| Oliver, Jasen | 2 | - | 13 |
| Taylor, Devin | 13 | - | 13 |
| Pyne, Josh | - | - | 12 |
| Cerny, Tyler | 9 | 7 | 12 |
| Brenczewski, Joey | 4 | 1 | 11 |
| DeMartino, Tyler | 2 | - | 8* |
| Hanley, Jake | 10 | 2 | 10 |
| Wiggins, Andrew | 5 | 1 | 5 |
| Stadler, Jake | 5 | 2 | 5 |
| Dickerson, Korbyn | 9 | 2 | 9 |
| Malamazian, Cooper | 7 | 3 | 7 |
| Schuyler, T.J. | 4 | - | 4 |
| Moore, Will | 9 | - | 9 |
| Denny, Hogan | 4 | - | 4 |
| Gilbert, Ryan | 1 | - | 1 |
| Koskie, Caleb | 4 | - | 4 |

| REACHED BASED | '25 Long | Current | Career |
|---|---|---|---|
| Pyne, Josh | 1 | - | 40 |
| Taylor, Devin | 25 | 14 | 32 |
| Cerny, Tyler | 10 | 7 | 34 |
| Brenczewski, Joey | 9 | 2 | 19 |
| Oliver, Jasen | 7 | - | 14 |
| DeMartino, Tyler | 2 | - | 13 |
| Stadler, Jake | 8 | 2 | 20 |
| Wiggins, Andrew | 16 | 9 | 16 |
| Dickerson, Korbyn | 15 | 7 | 15 |
| Hanley, Jake | 11 | 2 | 11 |
| Denny, Hogan | 10 | 1 | 10 |
| Moore, Will | 14 | 14 | 14 |
| Schuyler, T.J. | 9 | - | 9 |
| Malamazian, Cooper | 7 | 7 | 7 |
| Koskie, Caleb | 8 | - | 8 |
| Gilbert, Ryan | 1 | - | 1 |
| Decker, Cole | 1 | - | 1 |

** - Includes totals from previous school or previous season*

## THE LAST TIME AN INDIANA OFFENSE..

| | |
|---|---|
| Scored 40+ Runs | 45 - Butler; April 11, 1896 |
| Scored 30+ Runs | 30 - IU-Southeast; April 30, 1997 |
| Scored 25+ Runs | 26 - Purdue; May 12, 2023 |
| Scored 20+ Runs | 20 - Mount St. Mary's; March 2, 2025 |
| Scored 15-19 Runs | 15 - Maryland; April 20, 2025 |
| Scored 10+ Runs In An Inning | 11 (7th inning) - Indiana State; March 21, 2023 |
| Scored 9 Runs In An Inning | 9 (5th inning) - Ball State; April 23, 2025 |
| Scored 8 Runs In An Inning | 8 (9th inning) - Evansville; April 30, 2025 |
| Had 30+ Hits | N/A |
| Had 25+ Hits | 25 - Purdue; May 12, 2023 |
| Had 20+ Hits | 22 - Penn State - 2; March 7, 2025 |
| Had 20+ Hits in Back-to-Back Games | N/A |
| Had 9+ Home Runs | 9 - at Maryland; March 30, 2019 |
| Had 8+ Home Runs | 8 - Purdue; May 12, 2023 |
| Had 7+ Home Runs | 8 - Purdue; May 12, 2023 |
| Had 6 Home Runs | 6 - Mount St. Mary's; February 28, 2025 |
| Had 5 Home Runs | 5 - Maryland; April 20, 2025 |
| Hit Back-To-Back Home Runs | 5th inning, Korbyn Dickerson (three-run) and Jake Hanley (solo) - Abilene Christian; May 3, 2025 |
| Hit Back-To-Back-To-Back Home Runs | 8th Inning, Jasen Oliver (two-run), Sam Murrison (solo) and Carter Mathison (solo) - Middle Tennessee; March 26, 2024 |
| Had 3+ Triples | 3 - vs. Valparaiso; March 2, 2008 |
| Had 9+ Doubles | 9 - Kentucky; March 15, 2022 |
| Had 8+ Doubles | 9 - Kentucky; March 15, 2022 |
| Had 7 Doubles | 7 - Penn State - 2; March 7, 2025 |
| Had 6 Doubles | 6 - Maryland; April 5, 2024 |
| Had 15+ Walks | 16 - Ball State; April 18, 2018 |
| Had 10+ Walks | 10 - Ball State; April 23, 2025 |
| Had 10+ Stolen Bases | 12 - Indiana State; April 18, 2006 |
| Had 9+ Stolen Bases | 9 - at North Florida; March 14, 2007 |
| Had 8+ Stolen Bases | 8 - Butler; February 28, 2023 |
| Didn't Strikeout in a Game | Bellarmine; March 25, 2025 |
| Had Two or Fewer Strikeouts | 1 - Illinois; April 13, 2025 |
| Was Shut Out | at Iowa (0-10, F/7) April 27, 2025 |
| at Home | Penn State (0-3); April 5, 2019 |
| on The Road | at Iowa (0-10, F/7) April 27, 2025 |
| Neutral Site | vs. Oregon State (0-6); February 16, 2025 |

## NON-CONFERENCE BREAKDOWN

*A breakdown of IU's non-conference opponents in 2025.*

**Non-Conference Opponents** *(as of May 12)*

| *Team* | *RPI* | *Record* |
|---|---|---|
| UNLV | 139 | 28-22 |
| Xavier | 43 | 30-23 |
| Oregon State | 6 | 37-12-1 |
| Fordham | 197 | 23-29 |
| Harvard | 249 | 12-26 |
| Northwestern | 143 | 23-25 |
| Stetson | 64 | 36-17 |
| Mount St. Mary's | 243 | 22-27 |
| Northern Kentucky | 200 | 27-22 |
| Indiana State | 159 | 23-28 |
| Evansville | 260 | 15-35 |
| Bellarmine | 259 | 13-38 |
| Louisville | 22 | 34-17 |
| Ball State | 107 | 34-18 |
| Abilene Christian | 206 | 29-19 |
| Cincinnati | 35 | 29-22 |

## THE LAST TIME AN INDIANA BATTER HAD..

| | |
|---|---|
| Hit for the Cycle | Josh Phegley; Valparaiso, March 2, 2008 |
| Walk-Off Hit | Cooper Malamazian (RBI single); Purdue (run-rule), May 11, 2025 |
| Walk-Off Home Run | Devin Taylor (3-run HR); Maryland (run-rule), April 20, 2025 |
| 8+ At-Bats | 8 - Jeremy Houston; Ball State, April 18, 2018 |
| 5 Hits | 5 - Devin Taylor; Mount St. Mary's, March 2, 2025 |
| 4 Hits | 4 - Jake Hanley; Evansville, April 30, 2025 |
| 2+ Hits In An Inning | Jake Stadler (top ninth; single and single); Evansville, April 30, 2025 |
| 6 Runs Scored | 6 - Phillip Glasser; Purdue, May 12, 2023 |
| 5 Runs Scored | 5 - Nick Mitchell; Maryland, April 5, 2024 |
| 4 Runs Scored | 4 - Jake Hanley; Evansville, April 30, 2025 |
| 3+ Doubles | 4 - Cooper Malamazian; Penn State - 2, March 7, 2025 |
| 2+ Triples | 2 - Casey Rodriguez; College of Charleston, February 28, 2015 |
| 4 Home Runs | 4 - Byron Bradley; Tri-State, March 5, 1992 |
| 3 Home Runs | 3 - Grant Richardson; Maryland, March 30, 2019 |
| 2 Home Runs | 2 - Jake Hanley; Evansville, April 30, 2025 |
| Inside-The-Park Home Run | Tyler Cerny; Bellarmine, March 25, 2025 |
| Pinch Hit Home Run | Joey Brenczewski (top seventh, 3-run HR); Abilene Christian, May 4, 2025 |
| Leadoff Home Run (Top or bottom of 1st inning) | Devin Taylor; Michigan - 1, May 16, 2024 |
| 2+ HR In An Inning | Hunter Jessee (bottom sixth; solo HR & 3-run HR); Purdue, May 12, 2023 |
| Hit a Grand Slam | Caleb Koskie; Michigan State - 2, April 7, 2025 |
| A Walk-Off Grand Slam | Logan Kaletha; vs. South Alabama, February 18, 2018 |
| 10+ RBIs | Never |
| 9+ RBIs | 9 - Mike Smith; Milwaukee, March 1, 1992 |
| 8+ RBIs | 8 - Jasen Oliver; Minnesota - 2, April 21, 2024 |
| 7+ RBIs | 8 - Jasen Oliver; Minnesota - 2, April 21, 2024 |
| 15+ Total Bases | 15 - Josh Phegley; Northwestern, March 24, 2007 |
| 10+ Total Bases | 12 - Jake Hanley; Evansville, April 30, 2025 |
| 5+ Walks | 5 - Logan Sowers; Ball State, April 18, 2018 |
| 4 Walks | 4 - Devin Taylor; Fordham, February 22, 2025 |
| 3 Walks | 3 - Devin Taylor; Purdue, May 11, 2025 |
| 4+ Stolen Bases | 4 - Micah Johnson; Evansville, March 27, 2011 |
| 3 Stolen Bases | 3 - Tyler Cerny; Butler, February 28, 2023 |

## THE LAST TIME AN INDIANA PITCHER HAD...

| | |
|---|---|
| A Perfect Game | N/A |
| A No-Hitter | McCade Brown (5 IP), Braydon Tucker (4 IP); Illinois, April 10, 2021 |
| A Complete Game No-Hitter | Mark Gramer (7 IP); Rose-Hulman, April 25, 1984 |
| A Complete Game (9 Inn.) | Bradley Brehmer; vs. Illinois, May 27, 2022 # |
| A Complete-Game Shutout | Kyle Hart (9.0 IP); Georgia Southern, April 21, 2012 |
| at Home | Kyle Hart (9.0 IP); Georgia Southern, April 21, 2012 |
| on The Road | Tyler Tufts (7.0 IP); at Penn State, April 29, 2006 |
| Neutral Site | Pauly Milto (9.0 IP); vs. Texas Southern, June 2, 2018 % |
| Big Ten Game | Tyler Tufts (7.0 IP); at Penn State, April 29, 2006 |
| as a Freshman | Tyler Tufts (7.0 IP); at Penn State, April 29, 2006 |
| Postseason Game | Pauly Milto (9.0 IP); vs. Texas Southern, June 2, 2018 % |
| 16 Strikeouts | 16 - McCade Brown; Penn State, March 13, 2021 |
| 15+ Strikeouts | 16 - McCade Brown; Penn State, March 13, 2021 |
| 10+ Strikeouts | 10 - Cole Gilley; USC - 2, March 28, 2025 |

## THE LAST TIME AN INDIANA DEFENSE HAD...

| | |
|---|---|
| Turned 5+ Double Plays | 6 - at Michigan State; May 17, 2008 |
| Turned 4+ Double Plays | 4 - vs. Texas A&M; June 3, 2018 % |
| Turned 3+ Double Plays | 3 - at UCLA, March 22, 2025 |
| Turned A Triple Play | vs. Radford; May 30, 2015 % |
| Had 5+ Errors | 5 - vs. Louisville; April 1, 2025 |
| Had 4 Errors | 4 - vs. Xavier; February 15, 2025 |
| Threw Out 4 Base Runners | 4 - Northern Illinois; March 17, 2018 |
| Threw Out 3 Base Runners | 3 - at Texas; February 26, 2023 |

## LAST WEEKEND IN REVIEW

**Purdue (May 9-11)**
*Bart Kaufman Field (Bloomington, Ind.)*

**Indiana vs. Purdue**
*Friday, May 9th (W, 8-0)*
- Ryan Kraft tossed seven scoreless innings in the win.
- IU worked its first shutout of Purdue since 2014.
- The Hoosiers had three RBIs from Cooper Malamazian.

**Indiana vs. Purdue**
*Saturday, May 10th (L, 1-5)*
- IU couldn't get any offense going in a defeat to Purdue.
- Ben Grable and Gavin Seebold had 11 combined strikeouts.
- Jake Hanley had a three-hit day.

**Indiana vs. Purdue**
*Sunday, May 11th (W, 14-4, F/7)*
- IU smashed Purdue to win the series in Bloomington.
- Cole Gilley tossed six efficient innings with six strikeouts.
- Korbyn Dickerson smoked a three-run home run in the second inning.

## SCOUTS IN THE STANDS

There will be a heavy presence of scouts in the stands at Bart Kaufman Field this spring with a large amount of draft-eligible players on the IU roster.

**Upperclassmen to Watch** *(likely to be MLB draft picks)*

| | |
|---|---|
| Devin Taylor | Cincinnati, Ohio |
| Tyler Cerny | Greenwood, Ind. |
| Ben Grable | Pasadena, Calif. |
| Aydan Decker-Petty | New Castle, Ind. |
| Drew Buhr | Austin, Ind. |

**Draft Eligible Sophomores** *(among impact starters)*

| | |
|---|---|
| Jasen Oliver | Almont, Mich. |
| Korbyn Dickerson | Jeffersonville, Ind. |
| Joey Brenczewski | Fishers, Ind. |

**Top-10 Round MLB Draft Picks** *(under Jeff Mercer - at Indiana)*

| *Round* | *Player (Team)* |
|---|---|
| 2 | Matt Gorski (Pirates) |
| 3 | McCade Brown (Rockies) |
| 3 | Luke Sinnard (Braves) |
| 4-C | Nick Mitchell (Blue Jays) |
| 5 | Jack Perkins (Athletics) |
| 5 | Carter Mathison (Phillies) |
| 5 | Connor Foley (Diamondbacks) |
| 6 | Andrew Saalfrank (Diamondbacks) |
| 6 | Tanner Gordon (Braves) |
| 7 | Gabe Bierman (Marlins) |
| 8 | Craig Yoho (Brewers) |
| 10 | Phillip Glasser (Nationals) |
| 10 | Matt Litwicki (Red Sox) |
| 10 | Tommy Sommer (White Sox) |

## SEASON NOTES

- Graduate student **Drew Buhr** spun four scoreless innings on Friday (Feb. 14) evening vs. UNLV. At the time, it was the fourth time in his last 10 outings – dating back to 2024 – that he's gone at least four innings while conceding zero runs. He followed that up by doing it again in a win over Northwestern (Feb. 24)

**Buhr's Best Outings** *(at least 4.0 IP + 0 ER)*

| | |
|---|---|
| Northwestern (Feb. 24, 2025) | 4.0 IP, 0 ER, 1 K |
| UNLV (Feb. 14, 2025) | 4.0 IP, 0 ER, 5 K |
| Purdue (May 3, 2024) | 4.2 IP, 0 ER, 3 K |
| Rutgers (April 27, 2024) | 5.0 IP, 4 H, 0 ER, 4 K |
| Penn State (April 13, 2024) | 4.1 IP, 3 H, 0 ER, 8 K |

- Senior third baseman **Josh Pyne** made his fourth-straight start on Opening Day at third base. He's the fifth IU player – since 2014 – to start four-consecutive contests on the team's opening day. Before Pyne, former shortstop ***Jeremy Houston*** (2017-20) was the last to do it.

**Four-Straight Opening Day Starts** *(since 2014)*

| | |
|---|---|
| Josh Pyne | 2022-2025 |
| Jeremy Houston | 2017-2020 |
| Ryan Fineman | 2016-2019 |
| Logan Sowers | 2015-2018 |
| Craig Dedelow | 2014-2017 |

- Graduate student pitcher **Cole Gilley** recorded a career best 11 strikeouts against Xavier (Feb. 15). His previous career high (6), ironically, came against Indiana last year in a midweek contest.

His 11 strikeouts are the most on opening weekend by an IU pitcher since at least 2005. It was the most strikeouts by an IU pitcher in a non-conference game since ***Luke Sinnard*** in 2023 (13 – vs. Morehead State).

Over his first two starts of the season, Gilley recorded 15 strikeouts before conceding his first walk of the year.

**Individual Strikeout Performances** *(in February - since 2005)*

| | |
|---|---|
| 11 | Cole Gilley vs. Xavier (Feb. 15, 2025) |
| 11 | Gabe Bierman vs. South Alabama (Feb. 22, 2020) |
| 9 | Matt Bashore at LSU (Feb. 23, 2008) |
| 9 | Pauly Milto at Tennessee (Feb. 22, 2019) |

## SEASON NOTES

- **Jake Hanley** extended his hitting streak to 10 games to begin the season before his first hitless game. He became the first IU true freshman with a hit in each of his first 10 starts since ***Paul Toetz*** (13 starts – 2021) four years ago.

**Hitting Streaks to Start Freshman Season** *(in starts - since 2021)*

| | |
|---|---|
| 13 | Paul Toetz (2021) |
| 10 | Jake Hanley (2025) |
| 5 | Tyler Cerny (2023) |

- As a pitching staff, IU recorded 21 strikeouts across 10 innings of work against Xavier (Feb. 15, 2025). In records dating back to 2001, it matched a program single-game record (vs. Ball State – April 18, 2018). Under pitching coach Dustin Glant, IU has turned in seven different outings with at least 17 team strikeouts.

**Team Strikeout Performances** *(since 2005)*

| | |
|---|---|
| 21 | Xavier (Feb. 15, 2025) |
| 21 | Ball State (April 18, 2018) |
| 19 | Ball State (April 4, 2012) |
| 18 | Penn State (March 13, 2021) |
| 18 | Middle Tennessee (March 26, 2024) |
| 18 | Maryland (May 26, 2022) |

- Sophomore infielder **Jasen Oliver** hit a game-tying home run in the bottom of the ninth inning against Xavier (Feb. 15). He also had a two-run blast to kick start the scoring against Indiana State (April 15). In his career, he's had five game-tying or go-ahead home runs.

**Clutch Home Runs** *(Jasen Oliver)*

| *Home Run* | *Opponent (Date)* | *Type* |
|---|---|---|
| 2-Run | Indiana State (April 15, 2025) | Go-Ahead |
| 3-Run | Xavier (Feb. 15, 2025) | Game-Tying |
| 3-Run | Purdue (May 21, 2024) | Go-Ahead |
| 3-Run | Michigan (May 17, 2024) | Go-Ahead |
| Solo | Nebraska (May 10, 2024) | Game-Tying |

*Graduate student pitcher **Cole Gilley***

## SEASON TRENDS AND NOTES

• IU has had a tough go of things in extra innings over the last two seasons. A win over Ohio State in March broke a four-game winless streak. But the Hoosiers have won just one of six games in extra innings since the beginning of 2024.

**Extra Innings** *(since 2024)*

| *Innings* | *Opponent (Date)* | *Result* |
|---|---|---|
| 10 | Iowa (April 25, 2025) | L, 1-2 |
| 10 | Ohio State (March 14, 2025) | W, 8-7 |
| 10 | UNLV (Feb. 17, 2025) | L, 12-13 |
| 10 | Xavier (Feb. 15, 2025) | L, 6-8 |
| 10 | Nebraska (May 11, 2024) | L, 2-5 |
| 12 | Ball State (April 24, 2024) | T, 7-7 |

• Junior outfielder **Devin Taylor** has been fantastic at taking free passes this season. Taylor is just shy of the conference lead in walks this year. He is tied for second in program history with **120** walks.

**Big Ten Leaders (Walks)** *(as of May 12th)*

| *Rank* | *Player* | *Walks* |
|---|---|---|
| 1. | Brayden Martin (Maryland) | 58 |
| 2. | Mason Neville (Oregon) | 51 |
| 3. | Devin Taylor (Indiana) | 47 |

• Following up on the note above, the Hoosiers have a whole have been one of the most patient teams in the conference. IU is second in the conference with **280** walks.

• From Feb. 17-23, 2025, the Hoosiers walked 10+ times in three-straight games. It was the first time since at least 2004 that had happened for the IU program.

**Team Walks** *(three-straight games)*

| | |
|---|---|
| 13 | UNLV (Feb. 17) |
| 14 | Fordham (Feb. 22) |
| 12 | Harvard (Feb. 23) |

• Redshirt sophomore **Korbyn Dickerson** has been on a tear since arriving in Bloomington. Head coach Jeff Mercer moved him into the top of the order where he has thrived as a counterpart to Devin Taylor.

• Dickerson has been one of the breakout players in the Big Ten and all of college baseball. Through games played on May 5th, he was top three in four different major league categories.

**Big Ten Ranks** *(Korbyn Dickerson - as of May 12th)*

| *Rank* | *Category* | *Number* |
|---|---|---|
| 1. | RBI's | 75 |
| 2. | Total Bases | 151 |
| T-2. | Hits | 75 |
| 3. | Home Runs | 19 |

• Freshman first baseman **Jake Hanley** has firmly put his name in the discussion as a candidate for Big Ten Freshman of the Year. In fact, he probably has the best case of any position player.

• He ranks tops among first-year players in the league in multiple categories including hits and home runs. He also has one of the best averages while playing every game this year.

**Big Ten Ranks** *(True Freshmen - as of May 12th)*

| *Rank* | *Category* | *Number* |
|---|---|---|
| 1. | Hits | 68 |
| 1. | Home Runs | 13 |
| 1. | Runs Scored | 47 |
| 1. | RBI's | 50 |

• Freshman third baseman **Cooper Malamazian** had a night to remember in Indiana's 17-6 (F/8) win over Penn State on March 7th. He set an Indiana record - and matched a Big Ten record - with **4** doubles against the Nittany Lions.

• He is one of two players in conference history to have four doubles in a single game against a fellow Big Ten opponent. It was the first time in **19** years it had happened.

**Big Ten Single Game Doubles Records** *(all-time)*

| | |
|---|---|
| 4* | Al Waxman (USC) vs. Occidental, 1959 |
| 4 | Brian White (Illinois) vs. Oklahoma City, 1982 |
| 4 | Chris Herbert (Minnesota) vs. Michigan State, 2006 |
| 4 | Cooper Malamazian (Indiana) vs. Penn State, 2025 |

** USC wasn't in the Big Ten at the time this happened*

• The Hoosiers pounded **6** home runs in a run-rule victory over Mount St. Mary's on February 28th. Korbyn Dickerson and Devin Taylor each hit two while Ryan Gilbert and Joey Brenczewski slugged one as well.

• Since head coach Jeff Mercer took over, it was the fourth time that IU has hit at least six home runs in one contest.

**Team Home Runs** *(single game - since 2019)*

| | |
|---|---|
| 9 | Maryland (March 30, 2019) |
| 8 | Purdue (May 12, 2023) |
| 6 | Kentucky (March 15, 2022) |
| 6 | Mount St. Mary's (February 28, 2025) |

• Jeff Mercer's squad put **20** runs on the board in a commanding 20-7 victory over Mount St. Mary's on March 2, 2025. The win involved 14 unanswered runs from the fourth inning on. It was the eighth game under his watch that IU has scored 20 runs in a game.

**Team Runs Scored** *(single game - since 2019)*

| | |
|---|---|
| 26 | Purdue (May 12, 2023) |
| 23 | Minnesota (April 25, 2021) |
| 23 | Morehead State (March 16, 2023) |
| 22 | Penn State (April 2, 2023) |
| 22 | Butler (March 30, 2024) |
| 20 | Kentucky (March 15, 2022) |
| 20 | Mount St. Mary's (March 2, 2025) |
| 20 | Maryland (March 30, 2019) |

• Redshirt sophomore outfielder **Korbyn Dickerson** is on a power tear to begin the season. He reached the 10 home run mark by the end of March. The last player to reach **10** home runs in a season at some point in the month of March was three years ago with Matthew Ellis. Dickerson just missed out on doing it in an equal number of games by two contests.

**Quickest to 10 Home Runs** *(since 2022)*

| *Games* | *Player (Home Runs)* |
|---|---|
| 18 | Matthew Ellis (10) |
| 20 | Korbyn Dickerson (10) |

## SEASON TRENDS AND NOTES

• Graduate student right-handed pitcher **Ben Grable** came up clutch when Indiana's pitching staff needed it most. He turned in consecutive starts of five innings while allowing just one run or less in each outing.

• It was the first time in nearly four years that the Hoosiers got a pair of such outings in back-to-back weeks from the same starting pitcher. Grable has turned into a no-doubt weekend arm going forward.

**Consecutive Starts**

*- at least five innings pitched, one or fewer runs allowed -*

| | | |
|---|---|---|
| ***Ben Grable*** | | **2025** |
| | *Stetson (Feb. 28), Penn State (March 7)* | |
| ***Gabe Bierman*** | | **2021** |
| | *Northwestern (April 18), Minnesota (April 25)* | |

• Freshman third baseman **Cooper Malamazian** added to recent Indiana history when he recorded a four-hit game against Penn State in the second game of a doubleheader on March 7th.

• He became the sixth IU true freshman since 2022 to record a four-hit contest and the first to do it this season. First baseman **Jake Hanley** followed that up on April 30th (Evansville), becoming the seventh true freshman in that time span to have four hits in a game.

**Four-Hit Games** *(True Freshmen - since 2022)*

| | |
|---|---|
| 4 | Jake Hanley at Evansville (April 30, 2025) |
| 4 | Cooper Malamazian at Penn State (March 7, 2025) |
| 4 | Andrew Wiggins vs. Butler (March 30, 2024) |
| 4 | Jasen Oliver vs. Middle Tennessee (March 26, 2024) |
| 4 | Tyler Cerny at Illinois (April 15, 2023) |
| 4 | Devin Taylor vs. Bellarmine (March 11, 2023) |
| 4 | Brock Tibbitts, 3x, Last at Michigan (May 8, 2022) |

• As is the standard under Mercer, IU freshmen have produced from the jump in the lineup. **Five** position players get regular playing time with **Jake Hanley** having started every game this season.

**True Freshmen Offensive Numbers** *(Indiana)*

| | |
|---|---|
| Hits | 199 |
| Home Runs | 25 |
| Doubles | 44 |
| Runs Scored | 164 |
| RBI's | 135 |
| Games Played | 229 |
| Games Started | 175 |

• Head coach Jeff Mercer needs just **2** more Big Ten wins to become the fastest coach in program history to reach **100** conference victories. He *should* hit the mark in under seven full seasons.

**Mercer Big Ten Notes** *(since 2019)*

| | |
|---|---|
| Avg. Big Ten Wins Per Year | 14 |
| First Big Ten Victory | March 22 vs. Iowa (W, 3-2) |
| 100th Big Ten Victory | - |

• The Indiana skipper helped see the Hoosiers sweep its first home Big Ten series of the year against Ohio State (March 14-16). They followed that up with another clean sweep of Michigan State (April 6-7).

• Those were the **9th** and **10th** sweeps of a conference opponent since taking over the helm of the program. This is the fourth different year (2019, 2021, 2023 and 2025) that IU has swept at least two Big Ten teams in the same season in Mercer's tenure.

**Big Ten Sweeps** *(since 2019)*

| | |
|---|---|
| vs. Michigan State | April 6-7, 2025 |
| vs. Ohio State | March 14-16, 2025 |
| vs. Rutgers | April 26-28, 2024 |
| vs. Purdue | May 12-14, 2023 |
| at Northwestern | May 5-7, 2023 |
| vs. Ohio State | March 25-26, 2023 |
| vs. Minnesota | April 21-25, 2021 |
| vs. Penn State | March 13-14, 2021 |
| vs. Rutgers | May 16-18, 2019 |
| vs. Iowa | March 22-24, 2019 |

• There have been **51** unique players hit a home run since Mercer became the head coach in 2019. Graduate student **Tyler DeMartino** became the most recent IU player to do so with a solo long ball against Illinois on April 13th.

**Different Home Run Hitters by Year** *(since 2019)*

| | |
|---|---|
| 2025 | 15 |
| 2024 | 15 |
| 2023 | 12 |
| 2022 | 12 |
| 2021 | 12 |
| 2020 | 4* |
| 2019 | 13 |

• The Hoosiers had a prolific weekend in the series sweep of Ohio State (March 14-16). One thing that helped in the three wins was the fact that IU made **0** errors in any game on the weekend.

• It was the first time in six years that the program had gone errorless in all **three** games of a Big Ten weekend series.

**Errorless in a Big Ten Series** *(since 2017)*

| | |
|---|---|
| vs. Ohio State | March 14-16, 2025 |
| at Michigan | May 10-12, 2019 |
| at Purdue | April 7-9, 2017 |

• IU's bats were on fire in a dominant 13-0 win over Bellarmine on March 25th. In fact they were so good that IU had **0** strikeouts in the entire game. It was the first time the program had done so through a contest in nearly **13** years.

**Games Without a Strikeout** *(since 2007)*

| | |
|---|---|
| vs. Bellarmine | March 25, 2025 |
| vs. Iowa | April 1, 2012 |
| vs. Valparaiso | April 8, 2009 |
| vs. Northwestern | May 10, 2008 |

• Freshman infielder **Cooper Malamazian** continued his hot start to the season with **6** RBIs in a victory over Bellarmine on March 25th.

• Fellow freshman **Caleb Koskie** followed that up with **6** RBIs in a win over Michigan State on April 7th. They are the fifth and sixth freshmen respectively in the Jeff Mercer era (since 2019) with at least six RBIs in a single game.

**Six RBIs by a Freshman in One Game** *(since 2019)*

| | |
|---|---|
| 8 | Jasen Oliver at Minnesota (April 21, 2024) |
| 7 | Joey Brenczewski vs. Penn State (April 14, 2024) |
| 6 | Caleb Koskie vs. Michigan State (April 7, 2025) |
| 6 | Tyler Cerny vs. Ohio (April 22, 2023) |
| 6 | Cooper Malamazian vs. Bellarmine (March 25, 2025) |
| 6 | Grant Richardson at Maryland (March 30, 2019) |

## SEASON TRENDS AND NOTES

• The Hoosiers worked a team **shutout** of Bellarmine on March 25th. It was IU's first shutout of an opponent since 2023. IU followed that up with a commanding 8-0 silencing of Purdue on May 9, 2025. It was IU's first shutout of the in-state rivals since 2014.

**Team Shutouts** *(since 2022)*

| | |
|---|---|
| W, 8-0 | Purdue (May 9, 2025) |
| W, 13-0 | vs. Bellarmine (March 25, 2025) |
| W, 4-0 | at Northwestern (May 5, 2023) |
| W, 2-0 | vs. Iowa (April 8, 2023) |
| W, 12-0 | vs. Minnesota (May 15, 2022) |
| W, 7-0 | vs. Cincinnati (March 8, 2022) |

• Graduate student pitcher **Cole Gilley** has been a revelation for the Hoosiers this season. His best attribute has been the ability to limit walks. He's one of eight pitchers with at least **70** strikeouts this season in the Big Ten. Of those pitchers, he's one of two with fewer than **16** walks.

**Big Ten Strikeout to Walk Numbers** *(at least 70 strikeouts)*

| | |
|---|---|
| Caden Aoki (USC) | 7.78 (70-9) |
| Joseph Dzierwa (Michigan State) | 4.95 (94-19) |
| Cole Gilley (Indiana) | 4.67 (70-15) |

• Junior shortstop **Tyler Cerny** has really turned up the heat at the plate, especially in the back half of March. He has worked his average up near .300 and the power has come with it. Cerny's a crucial part of a potential second half run for Indiana.

**Tyler Cerny Numbers** *(in March)*

| | |
|---|---|
| First 9 Games | .216 (8-37), 0 HR, 7 RBI, 6 R, 2 2B |
| Last 9 Games | .400 (14-35), 5 HR, 10 RBI, 14 R, 5 2B |

• The Hoosiers started **5** true freshmen in their offensive lineup in the second game of a doubleheader against Michigan State on April 7th. It was the first time in **13** years that IU had more than half of its offense as first-year players.

**True Freshman Starters** *(Offense)*

| | |
|---|---|
| 5 | Michigan State - Game 2 (April 7, 2025) |
| | *Eight Additional Occasions* |
| 5 | Indiana State (April 11, 2012) |

**vs. Michigan State (April 7, 2025) - True Freshman Starters**
- Jake Hanley (1B), Cooper Malamzian (SS), Will Moore (3B)
- Caleb Koskie (RF), Hogan Denny (DH)

• After a tough loss to USC in the series finale, IU was admitately a little frustrated. However, the Hoosiers were in a similar point at this time last season and rallied to make the Big Ten Tournament semifinals and reach the NCAA Tournament.

• IU have started to get a trio of important arms (Jacob Vogel, Drew Buhr and Jackson Yarberry) back into the fold in the coming weeks. IU is also done with playing the new west coast schools in the regular season.

**The Halfway Point**

| *Stat* | *2024* | *2025* |
|---|---|---|
| Record | 14-14 | 15-13 |
| RPI | 110 | 101 |
| Big Ten Record | 1-2 | 6-6 |
| Batting Average | .298 | .310 |
| Team ERA | 7.05 | 5.87 |
| Home Runs | 37 | 50 |

• Freshman infielder **Cooper Malamazian** is also having a year to remember for the Hoosiers. He has taken over a starting spot on the left side of the infield and has really shined. He has double-digit doubles and could potentially break the IU single-season freshman record this season.

**Season Doubles** *(Freshmen - IU history)*

| | |
|---|---|
| 20 | Josh Pyne (2022) |
| *17* | *Cooper Malamazian (2025)* |

• Freshman first baseman **Jake Hanley** has been on a tear through the halfway point of the 2025 season. Through the end of March, he led not only freshmen in hits but all Big Ten players in base knocks.

• A lot can happen along the way but Hanley is on track for one of the greatest freshman seasons in program history.

**Season Hits** *(Freshmen - IU history)*

| | |
|---|---|
| 88 | Alex Dickerson (2009) |
| 88 | Jerrud Sabourin (2009) |
| 85 | Dustin DeMuth (2011) |
| 77 | Micah Johnson (2010) |
| 74 | Josh Pyne (2022) |
| 74 | Sam Travis (2012) |
| *68* | *Jake Hanley (2025)* |

### KD'S SPECTACULAR SEASON

**Korbyn Dickerson** has come to Indiana and taken this season by storm. With roughly four weeks left in the year, Dickerson has a chance to put his name among the top-10 spots in most single season offensively categories.

**Indiana Single Season RBI's List**

| *Rank* | *Name* | *RBI's* | *Year* |
|---|---|---|---|
| 3. | Alex Smith | 81 | 1986 |
| 4. | Josh Phegley | 80 | 2008 |
| 5. | Alex Dickerson | 75 | 2010 |
| | **Korbyn Dickerson** | **75** | **2025** |

**Indiana Single Season Hits List**

| *Rank* | *Name* | *Hits* | *Year* |
|---|---|---|---|
| 8. | Dustin DeMuth | 92 | 2013 |
| | Kennard Jones | 92 | 2002 |
| | Dan Winters | 92 | 1984 |
| | **Korbyn Dickerson** | **75** | **2025** |

**Indiana Single Season Home Runs List**

| *Rank* | *Name* | *HR* | *Year* |
|---|---|---|---|
| 6. | Carter Mathison | 19 | 2022 |
| | Craig Dedelow | 19 | 2017 |
| | Doug DeVore | 19 | 1999 |
| | **Korbyn Dickerson** | **19** | **2025** |

## SEASON TRENDS AND NOTES

• The Hoosiers have had to play a lot of freshmen this season and they have produced at a high level. At times there have been five true freshmen in the starting lineup.

• Led by potential Big Ten Freshman of the Year - **Jake Hanley** - IU's freshmen have come through in just about every category. Here's how they stack up against every Power 4 team as of **May 12th**.

**Hits** *(Power 4 Teams Only)*

| | |
|---|---|
| 199 | Indiana |
| 172 | TCU |
| 167 | Auburn |
| 164 | Georgia Tech |

**Games Played** *(Power 4 Teams Only)*

| | |
|---|---|
| 229 | Indiana |
| 192 | Tennessee |
| 171 | Georgia Tech |

**Games Started** *(Power 4 Teams Only)*

| | |
|---|---|
| 175 | Indiana |

**Runs Scored** *(Power 4 Teams Only)*

| | |
|---|---|
| 164 | Indiana |

**Doubles** *(Power 4 Teams Only)*

| | |
|---|---|
| 44 | Indiana |
| 35 | Georgia Tech |
| 33 | TCU |
| 32 | Auburn |

**RBI's** *(Power 4 Teams Only)*

| | |
|---|---|
| 135 | Indiana |
| 131 | Georgia Tech |
| 103 | Tennessee |
| 102 | TCU |
| 100 | Auburn |

**Home Runs** *(Power 4 Teams Only)*

| | |
|---|---|
| 29 | Georgia Tech |
| 25 | Indiana |
| 25 | Florida State |
| 24 | Tennessee |

• Each of the last two years in May, IU has started to pitch the ball really well at the end of the regular season. The Hoosiers played nine regular season games in May and spun the ball at an exceptional rate. Pitching coach **Dustin Glant** and the staff has replicated that so far through six games.

**May Pitching (Regular Season)**

| *Stat* | *2024* | *2025* |
|---|---|---|
| Record | 5-4 | 5-1 |
| Team ERA | 3.16 | 2.77 |
| Strikeouts | 82 | 56 |
| Walks | 36 | 14 |
| Batting Average Against | .204 | .212 |
| Games with 6-or-Fewer Runs | 8 | 6 |

## THE BIG TEN STANDARD

Over the last 12 years, the Indiana Baseball team has been the standard of excellence in the Big Ten Conference and has set the expectation for player development and team production in the Midwest.

**Big Ten Regular Season Wins** *(since 2016)*

| | |
|---|---|
| 145 | Iowa |
| 141 | Michigan |
| 141 | Indiana |
| 140 | Nebraska |
| 133 | Maryland |

**Big Ten Tournament Streak** *(not contested in 2020 and 2021)*

| | |
|---|---|
| 11 | Indiana |
| 10 | Michigan |
| 9 | Iowa |
| 5 | Illinois |

**NCAA Tournament Appearances** *(since 2013)*

| | |
|---|---|
| 8 | Indiana |
| 6 | Maryland |
| 6 | Nebraska |
| 5 | Michigan |

**NCAA Regional Finals** *(since 1999, Big Ten years only)*

| | |
|---|---|
| 5 | Michigan |
| 5 | Minnesota |
| 4 | Indiana |
| 4 | Maryland |
| 4 | Ohio State |

**Big Ten Regular Season Titles** *(since 2013)*

| | |
|---|---|
| 3 | Indiana |
| 2 | Minnesota |
| 2 | Maryland |
| 2 | Nebraska |
| 2 | Illinois |

## AWARD SEASON

*A list of awards for the 2025 season.*

**Weekly Awards**

| | |
|---|---|
| Cooper Malamazian | Big Ten Freshman of the Week (3/10) |
| Hogan Denny | Big Ten Freshman of the Week (3/17) |
| Jake Hanley | Big Ten Freshman of the Week (3/31) |
| Will Moore | Big Ten Freshman of the Week (4/21) |
| Jake Hanley | Big Ten Freshman of the Week (5/5) |

**Midseason Awards**

| | |
|---|---|
| Korbyn Dickerson | Perfect Game All-American (Midseason) |
| Devin Taylor | Perfect Game All-American (Midseason) |
| Devin Taylor | D1 Baseball All-American (Midseason) |
| Korbyn Dickerson | Baseball America B1G Player of Year (Midseason) |
| Jake Hanley | Baseball America B1G Player of Year (Midseason) |

### SEASON OPENING WEEKENDS

• Head coach Jeff Mercer has always gone tough on opening weekend. This year's didn't go as planned, dropping two contests with UNLV and one with Xavier and #7 Oregon State.

• Last year, after a close loss to No.12 Duke and its ace Jonathan Santucci, IU responded by beating No. 18 Coastal Carolina and George Mason by a combined score of 16-5 to finish the weekend 2-1 in Myrtle Beach.

**Opening Weekends** *(under Mercer)*

| *Year* | *Opponent* | *Record* |
|---|---|---|
| 2025 | UNLV, Xavier, Oregon State | 0-4 |
| 2024 | Duke, Coastal Carolina, George Mason | 2-1 |
| 2023 | at Auburn | 1-2 |
| 2022 | at Clemson | 0-3 |
| *2021* | *Big Ten Only Schedule* | - |
| 2020 | at LSU | 1-2 |
| 2019 | at Memphis | 2-1 |

### HOMEFIELD ADVANTAGE

• Bart Kaufman Field has been one of the finest midwest college baseball venues since it opened in 2013. The Hoosiers reached 200 all-time wins at Bart Kaufman Field after a 12-3 dominant victory over Penn State on April 14th, 2024.

• Since IU started playing its home games at "The Bart", it is 220-80-1. IU struggled last season at the start but figured it out down the stretch. The Hoosiers are scheduled to play 22 home games in 2025.

**Bart Kaufman Record** *(opened in 2013)*

| *Year* | *Record* |
|---|---|
| 2025 | 14-8 |
| 2024 | 17-11 |
| 2023 | 26-4 |
| 2022 | 15-9 |
| 2021 | 14-6 |
| 2020* | 3-2 |
| 2019 | 21-5 |
| 2018 | 21-5 |
| 2017 | 16-10-1 |
| 2016 | 19-6 |
| 2015 | 17-8 |
| 2014 | 18-3 |
| 2013 | 19-3 |
| *All-Time Wins* | *220* |

### NO DAYS OFF IN THE NON-CONFERENCE

• The Hoosiers have always opted to play a challenging non-conference schedule to boost its national resume. With the Big Ten expanding its conference schedule, IU was forced to turn back the dial a little.

• Still, head coach Jeff Mercer was able to find desirable, RPI-boosting opportunities for his veteran group.

**Tough Non-Conference Foes** *(since Mercer arrived in 2019)*

| *Year* | *Opponents* |
|---|---|
| 2025 | Oregon State, Stetson, Louisville, Cincinnati |
| 2024 | Duke, Alabama, Baylor, Arizona, Coastal Carolina |
| 2023 | Auburn, Texas, East Carolina |
| 2022 | Clemson, Arkansas, Stanford |
| 2020 | LSU, Ole Miss, East Carolina |
| 2019 | Tennessee, Coastal Carolina, Oregon State |

### IMPACT FRESHMAN CLASS

• D1 Baseball named IU's freshman class as the No. 9 "Impact Class" in the country. Scattered among some of the best SEC and ACC programs, the Hoosiers have a chance to receive instant impact from a number of rookies.

• First baseman Jake Hanley and catcher/outfielder Hogan Denny are expected every day starters from the jump. Outfielder Cole Decker and infielder Cooper Malamazian are both expected to get some run as well. Pitchers Brayton Thomas and Henry Brummel will both feature on the mound.

### BOMBS AWAY

• IU's lineup is once again stacked with incredible power. **Devin Taylor** is the standard in the Big Ten. But Korbyn Dickerson, Jake Hanley and Tyler Cerny have all slugged the baseball here in 2025.

• The Hoosiers hit 83 home runs in 2024. They've followed that up already with 83 through this point in 2025. It is the **best** two-year span for home runs in program history.

**Most Home Runs** *(in two-year span)*

| *Home Runs* | *Years* |
|---|---|
| **166** | **2024-2025** |
| 163 | 2018-2019 |
| 160 | 2023-2024 |
| 148 | 1985-1986 |
| 143 | 2017-2018 |

*Redshirt junior pitcher **Pete Haas***

## THE MERCER ERA

*The best 10 outputs from the Hoosiers since Jeff Mercer became the head baseball coach in 2019.*

**Offense**

*Runs*

| | |
|---|---|
| 26 | Purdue (May 12, 2023) |
| 23 | Minnesota (April 25, 2021) |
| 23 | Morehead State (March 16, 2023) |
| 22 | Penn State (April 2, 2023) |
| 22 | Butler (March 30, 2024) |
| 20 | Kentucky (March 15, 2022) |
| 20 | Maryland (March 30, 2019) |
| 20 | Mount St. Mary's (March 2, 2025) |

*Hits*

| | |
|---|---|
| 25 | Purdue (May 12, 2023) |
| 23 | Kentucky (March 15, 2022) |
| 22 | Purdue (April 10, 2022) |
| 22 | Penn State (March 7, 2025) |
| 20 | Morehead State (March 15, 2023) |
| 20 | Butler (March 30, 2024) |
| 19 | Iowa (May 19, 2022) |
| 19 | Maryland (April 5, 2024) |
| 18 | Penn State (April 2, 2023) |
| 18 | Illinois (April 15, 2023) |
| 18 | Ohio (April 22, 2023) |
| 18 | Canisius (March 15, 2019) |
| 18 | Maryland (March 30, 2019) |
| 18 | Mount St. Mary's (Feb. 28, 2025) |
| 18 | Mount St. Mary's (March 2, 2025) |

*Home Runs*

| | |
|---|---|
| 9 | Maryland (March 30, 2019) |
| 8 | Purdue (May 12, 2023) |
| 6 | Kentucky (March 15, 2022) |
| 6 | Mount St. Mary's (Feb. 28, 2025) |
| 5 | Indiana State (March 19, 2019) |
| 5 | Morehead State (March 16, 2023) |
| 5 | Ball State (April 16, 2019) |
| 5 | Butler (March 30, 2024) |
| 5 | Rutgers (April 28, 2024) |
| 5 | Michigan (May 17, 2024) |
| 5 | Maryland (April 20, 2025) |

**Pitching**

*Strikeouts*

| | |
|---|---|
| 21 | Xavier (Feb. 15, 2025) |
| 18 | Middle Tennessee (March 26, 2024) |
| 18 | Maryland (May 26, 2022) |
| 18 | Penn State (March 13, 2021) |
| 17 | Maryland (March 31, 2019) |
| 17 | Clemson (Feb. 18, 2022) |
| 17 | Illinois (May 18, 2021) |
| 17 | Iowa (April 8, 2023) |
| 17 | Michigan (May 17, 2024) |

**Team**

*Run Differential*

| | |
|---|---|
| +22 | Minnesota (April 25, 2021) |
| +19 | Butler (March 30, 2024) |
| +18 | Morehead State (March 16, 2023) |
| +16 | Michigan State (April 7, 2025) |
| +15 | Purdue (May 12, 2023) |
| +15 | Purdue (March 4, 2020) |
| +15 | Maryland (March 30, 2019) |
| +15 | Maryland (March 31, 2019) |
| +15 | Ohio (April 22, 2023) |

### MERCER STACKING UP WINS

• One of the best young coaches in the entire country, Mercer has continued a strong foundation of success in Bloomington. He recorded careeer win No. 250 against Purdue in the 2024 Big Ten Tournament.

**Career Wins**

| *Year (School)* | *Wins* |
|---|---|
| 2025 (Indiana | 29 |
| 2024 (Indiana) | 33 |
| 2023 (Indiana) | 43 |
| 2022 (Indiana) | 27 |
| 2021 (Indiana) | 26* |
| 2020 (Indiana) | 9* |
| 2019 (Indiana) | 37 |
| 2018 (Wright State) | 39 |
| 2017 (Wright State) | 38 |
| *Career* | *280* |

### A STRONG RUN OF SUCCESS

• Since making the College World Series in 2013, the Hoosiers have been the standard of success for winning baseball and player development in the Midwest.

• Across three different head coaches, and emphasized by current skipper Jeff Mercer, IU's level of talent and production hasn't faltered for over a decade in Bloomington.

**Awards and Accomplishments** *(since 2013)*

| | |
|---|---|
| Freshman All-Americans | 11 |
| All-Americans | 10 |
| Big Ten Tournament Appearances | 10 |
| NCAA Tournament Appearances | 8 |
| Big Ten Pitchers of the Year | 3 |

**40-Win Seasons** *(since 2013)*

| *Season* | *Overall Wins* | *Big Ten Finish* |
|---|---|---|
| 2023 | 43 | 2nd |
| 2018 | 40 | 5th |
| 2014 | 44 | 1st |
| 2013 | 49 | 1st |

### COUNTDOWN TO 2,500

• A program built on historic excellence, the Hoosiers reached the 2,500-win threshold with a rivalry win over Purdue on May 11th, 2025. It also sealed a series victory against the Boilers.

**All-Time Program Wins**

| | |
|---|---|
| Indiana Wins: | 2,500 |
| *Benchmark victory came on May 11, 2025 vs. Purdue* | |

### NEVER HAVE WE EVER

*Had a coach make three-straight NCAA Tournaments:*

• In the past 15 years, the Hoosiers have made three-straight regionals. However, no one coach has done it himself. Now with back-to-back appearances, head coach Jeff Mercer could be the first to do so in program history.

| *Year* | *NCAA Regional* |
|---|---|
| 2025 | - |
| 2024 | Knoxville Regional |
| 2023 | Lexington Regional |

*Seen a conference this big, this early:*

• The Big Ten will turn to a 30-game slate, across 10 weekends, with the addition of four new programs. The conference will play with 17 teams, still working in a non-conference weekend, over the final 11 weeks of the year.

| *Note* | *Teams* |
|---|---|
| New Opponents | vs. USC, at UCLA |
| First Big Ten Weekend | at Penn State (March 7-9) |

*Home Opponents:*

Ohio State, USC, Michigan State, Maryland, Purdue

*Away Opponents:*

Penn State, UCLA, Illinois, Iowa, Michigan

*Been this veteran, talented under head coach Jeff Mercer:*

• There will be a lot of talent on this year's roster and some veteran arms and position players. Six players are going into their fifth/sixth year of college baseball while a lot of youngsters have games under their belt at this level.

| *Note* | *Number* |
|---|---|
| RS-So./Jr./Sr./Gr. | 23 |
| Returning Starters (40+ Starts) | 6 |

*Outfielder* ***Devin Taylor*** *and* ***Andrew Wiggins***

## CHASING HISTORY

**Devin Taylor** has been an all-time great since making his way into the starting lineup as a freshman in 2023. Over the past three years, he's been a model of consistency for the Hoosiers.

Already the owner of the career home run record at Indiana, he will write his name in the record book of most offensive categories when it's all said and done this year. He's just been that good.

**Indiana All-Time Hits List**

| *Rank* | *Name* | *Hits* | *Years* |
|---|---|---|---|
| 13. | Matt Braughler | 227 | 1993-96 |
| 14. | Chris Sigler | 226 | 1982-85 |
| 15. | Josh Pyne | 222 | 2022- |
| 16. | Craig Dedelow | 220 | 2014-17 |
| | **Devin Taylor** | **220** | **2023-** |

**Indiana All-Time RBI List**

| *Rank* | *Name* | *RBI* | *Years* |
|---|---|---|---|
| 7. | Phil Dauphin | 178 | 1998-2000 |
| 8. | Matt Braughler | 175 | 1993-96 |
| 9. | Bill Mueller | 170 | 1982-85 |
| **10.** | **Devin Taylor** | **168** | **2023-** |

**Indiana All-Time Runs Scored List**

| *Rank* | *Name* | *Runs* | *Years* |
|---|---|---|---|
| 6. | Jeff Stout | 196 | 1985-88 |
| 7. | Chris Sigler | 189 | 1982-85 |
| **8.** | **Devin Taylor** | **187** | **2023-** |

**Indiana All-Time Walks List**

| *Rank* | *Name* | *Walks* | *Years* |
|---|---|---|---|
| 1. | Mickey Morandini | 168 | 1985-88 |
| 2. | Benji Clause | 126 | 1997-2000 |
| **3.** | **Devin Taylor** | **120** | **2023-** |

## EXPERIENCE GALORE

Indiana boasts one of the most veteran outfields in the entire country. Four of the six players have at least two years of college baseball under their belts while Devin Taylor started 50+ games a season ago.

**Career Appearances** *(in college)*

| | |
|---|---|
| Josh Pyne | 184 |
| Tyler Cerny | 169 |
| Devin Taylor | 165 |
| Tyler DeMartino* | 162 |
| Jake Stadler* | 134 |
| Joey Brenczewski | 87 |
| Jasen Oliver | 75 |

**began career elsewhere*

### THE DT FILE

• There's no question about it - Devin Taylor will go down as one of the best players in program history. A mixture of pure power and incredible bat speed has made him one of the nation's most dangerous hitters.

• Heading into his draft year in 2025, Taylor will have no shortage of attention on him. He, along with a strong core of players, will help attempt to carry the Hoosiers to a third-straight NCAA Tournament.

**Preseason Looks for Devin Taylor** *(honors and outlet)*

• Perfect Game - Second Team All-American
• Perfect Game - Big Ten Player of the Year
• Perfect Game - All-Big Ten
• Baseball America - Big Ten Player of the Year
• D1 Baseball - Second Team All-American
• D1 Baseball - Big Ten Player of the Year
• Golden Spikes Watch List

### BIG POWER

• Armed with a powerful left-handed swing, Taylor has mashed his way up the record book. He took over the program record for home runs in a game against Maryland on April 19th. Anything from this point on is adding to the tally that will stand for a long time.

**Career Home Runs**

| *Rank* | *Player* | *Home Runs* |
|---|---|---|
| **1.** | **Devin Taylor** | **50** |
| 2. | Alex Dickerson | 47 |
| | Mike Smith | 47 |
| | Mike Sabo | 47 |

### ALL-AROUND THREAT

• Taylor has flashed his ability to be productive in a number of different ways. Not only can he hit home runs, he was also the team leader in batting average in 2024.

**All-Time Offensive Numbers** *(program history)*
*45+ Home Runs, 200+ Hits, 40+ Doubles, 150+ RBI*

| *Player* | *HR* | *H* | *2B* | *RBI* |
|---|---|---|---|---|
| Mike Sabo | 47 | 257 | 54 | 231 |
| Alex Dickerson | 47 | 266 | 44 | 181 |
| *Devin Taylor* | *50* | *220* | *37* | *168* |

• He is the first Hoosier with the following stat line *(70 H, 50 RBI, 15 HR, 10 2B, 10 SB, 20 BB)* in a single season since 2005.

| | |
|---|---|
| Devin Taylor (2025) | 71 H, 55 RBI, 14 HR, 13 2B, 11 SB, 47 BB |
| Joe Kemp (2005) | 72 H, 63 RBI, 10 HR, 12 2B, 12 SB, 23 BB |

### CERNY'S STOCK RISES

• Tyler Cerny enjoyed a fantastic breakout season as a sophomore in 2024. His transition to the full time shortstop came with expected bumps but his offensive production never faltered and his defense improved over the course of the season.

• Cerny is starting to get going in the 2025 season and has made a big impact over the past month of the year.

### IMPROVEMENT IS KEY

• Albeit a good freshman season in 2023, his sophomore campaign in 2024 was that much better. The offensive numbers helped him become a Third Team All-Big Ten selection for the Hoosiers.

| *Stat* | *2023* | *2024* |
|---|---|---|
| Batting Average | .276 | .315 |
| Hits | 61 | 81 |
| Doubles | 9 | 24 |
| RBI | 43 | 60 |
| Runs | 47 | 60 |

### KEEP THE NUMBERS GOING

• The production for Tyler Cerny was unmatched in 2024, helping the Hoosiers at every spot in the lineup. In fact, his all-around season was so good; it hadn't been done since 2008

**Single Season Wrecking Crew** *(since 2008)*
*80+ hits, 60+ RBI, 20+ doubles, 10+ home runs*

| *Player* | *H* | *RBI* | *2B* | *HR* |
|---|---|---|---|---|
| Tyler Cerny (2024) | 81 | 60 | 24 | 10 |
| Josh Phegley (2008) | 98 | 80 | 20 | 15 |

### CHASING HISTORY TOGETHER

• Not only college teammates, Cerny and Taylor spent the summer playing with the Coutit Kettleers in the Cape Cod League. Now back in Bloomington, the two are chasing a bit of history.

• Cerny and Taylor could be the first pair of teammates from the same recruiting class to reach 200+ career hits since Kyle Schwarber and Sam Travis (2012-14). Josh Pyne and Brock Tibbitts fell just short last year with Tibbitts finishing on 199 career base knocks.

**Career Three-Year Duos with 200+ Hits**
*(same high school recruiting class - since 2000)*

| *First Season* | *Teammates* |
|---|---|
| 2012 | Kyle Schwarber (238)/Sam Travis (236) |
| 2023 | Devin Taylor (220)/Tyler Cerny (193) |

*Juniors **Tyler Cerny** and **Devin Taylor***

## TEAM PRODUCTION

Over the last two seasons, the Hoosiers have been an offensive juggernaut. The goal when head coach **Jeff Mercer** took over the program was to build an offense that not only could hit for average, but could leverage power to all parts of the ballpark.

IU has put up top-10 marks in multiple offensive categories and will have a potent attack in 2025 to add to those impressive program marks.

**Runs Scored**

| *Program Season Rank* | *Runs* | *Year* |
|---|---|---|
| | *433* | *2025* |
| 5th | 482 | 2024 |
| 4th | 486 | 2023 |

**Hits**

| *Program Season Rank* | *Hits* | *Year* |
|---|---|---|
| | *516* | *2025* |
| 7th | 624 | 2024 |
| 6th | 655 | 2023 |

**Home Runs**

| *Program Season Rank* | *HR* | *Year* |
|---|---|---|
| | *83* | *2025* |
| 3rd | 83 | 2024 |
| 6th | 77 | 2023 |

**Doubles**

| *Program Season Rank* | *Doubles* | *Year* |
|---|---|---|
| | *104* | *2025* |
| 1st | 140 | 2024 |
| t-4th | 131 | 2023 |

## IMPROVING IN BLOOMINGTON

There is a long list of IU players that have transferred to Bloomington from another school and found immediate success. Over the past few years, IU has found gems in the transfer portal and blossomed them into All-Big Ten caliber players.

**Luke Sinnard (Western Kentucky to Indiana)**

| *Stat* | *2022* | *2023* |
|---|---|---|
| ERA | 7.18 | 4.27 |
| Strikeouts | 28 | 114 |
| Innings Pitched | 26.1 | 86.1 |

**Jake Stadler (Purdue to Indiana)**

| *Stat* | *2023* | *2024* |
|---|---|---|
| Batting Average | .034 | .278 |
| Hits | 1 | 42 |
| RBIs | 4 | 27 |

**Drew Buhr (Bellarmine to Indiana)**

| *Stat* | *2023* | *2024* |
|---|---|---|
| ERA | 8.12 | 3.31 |
| Batting Average Against | .307 | .228 |
| Earned Runs | 68 | 18 |

**Korbyn Dickerson (Louisville to Indiana)**

| *Stat* | *2024* | *2025* |
|---|---|---|
| Batting Average | .276 | .342 |
| Hits | 4 | 75 |
| Home Runs | 0 | 19 |

### EXTREME DEPTH IN THE FIELD

• Jeff Mercer added some offensive firepower to an already potent offense. Transfer portal additions Korbyn Dickerson (Louisville) and Tyler DeMartino (Xavier) add versatility and veteran presence.

• Top prep bats Hogan Denny (Mooresville, Ind.) and Jake Hanley (Mason, Ohio) will get looks among the top freshman position players in the entire conference.

• Add those four to a lineup that returns juniors Devin Taylor and Tyler Cerny and sophomores Andrew Wiggins and Jasen Oliver and Mercer has some serious firepower to pick from.

### THE NEXT GREAT FIRST BASEMAN

• There has been a great history over the past 20 years in talented first basemen to play at Indiana. Chief among that list is former big leaguer Sam Travis and Jerrud Sabourin - the career leader in hits at IU.

• Jake Hanley figures to be next in line to join those players. He's started every game at first base this year and has quickly found his groove at the plate. He **leads** the Big Ten for hits by a true freshman (as of May 8th).

**First Year Numbers** *(Jake Hanley)*

| | |
|---|---|
| Batting Average | .343 (68-198) |
| Hits | 68 |
| Runs | 47 |
| RBI's | 50 |
| Doubles | 9 |
| Home Runs | 13 |

### UNDER-THE-RADAR

• Among qualfiied hitters in the Big Ten, not many players have a better on-base percentage than freshman third baseman **Will Moore**. He has made such an impact that the coaching staff moved him into the leadoff spot against Maryland on April 20th.

**Moore's Line**

| | |
|---|---|
| 2025 | .319, 37 H, 30 BB, 16 HBP, .509 OBP |

• Freshman shortstop **Cooper Malamazian** has had to take on a bigger load than expected with an injury to Josh Pyne and the struggles of Tyler Cerny and Jasen Oliver. He continues to produce though, helping anchor the bottom half of IU's lineup.

**Malamazian's Line**

| | |
|---|---|
| 2025 | .342, 52 H, 17 2B, 4 HR, 40 RBI, 15 BB, .546 SLG |

### EVERYONE IN ON THE ACTION

• IU has need contributions from every offensive player as Jeff Mercer tries to figure out his preferred lineup. Only two position players (Dickerson and Hanley) have started all 51 games.

• The Hoosiers have had 11 different players appear in at least 33 contests. 15 different players have made at least one start this year. IU has played **46 of the last 47** games with Devin Taylor and Korbyn Dickerson batting back-to-back in the order.

### EARLY FRESHMAN PRODUCTION

• With Jake Hanley having reached double-digit home runs, it has been four-straight seasons that IU has had at least one true freshman hit 10+ home runs. Jasen Oliver reached that mark in the final at-bat of his 2024 season and Hanley reached the threshold in April of 2025

**Home Runs by True Freshmen** *(last four seasons)*

| *Year* | *Player* | *Home Runs* |
|---|---|---|
| 2025 | Jake Hanley | 13 |
| 2024 | Jasen Oliver | 10 |
| 2023 | Devin Taylor | 16 |
| | Tyler Cerny | 10 |
| 2022 | Carter Mathison | 19 |

### GILBERT'S EMOTIONAL HOME RUN

• Nobody on IU's roster has been through more than Ryan Gilbert. He originially enrolled in Bloomington for the 2021-22 school year (2022 season). But he left before the season started after coming down with an illness.

• He missed more than two years of baseball while recovering to full health. He played briefly at a junior college and then reenrolled at Indiana this past August. In his first career at-bat for IU, he smashed a two-run home run against Mount St. Mary's (Feb. 28).

### FREE IS FREE

• Junior infielder **Tyler Cerny** broke one of the more peculiar school records on April 8th against Ball State. He was hit by his **39th** career pitch, taking over the top spot in program history for hit-by-pitches. He's been hit by at least 12 in all three of his collegiate seasons.

**Career Hit by Pitches** *(available records)*

| *Rank* | *Player* | *HBP* |
|---|---|---|
| **1.** | **Tyler Cerny** | **42** |
| 2. | Chris Hervey | 38 |
| 3. | Dustin DeMuth | 32 |

*Redshirt sophomore outfielder **Korbyn Dickerson***

## STATS AND NOTES

**Ryan Kraft** has enjoyed an up-and-down career but has seemed to regain his 2023 form that earned him All-Big Ten honors. Heading into his senior season, he stacks up among some of the program's best talent.

**Indiana All-Time Appearances**

| *Rank* | *Name* | *App.* | *Years* |
|---|---|---|---|
| 1. | Ryan Halstead | 105 | 2011-15 |
| 2. | Chris Squires | 89 | 2007-10 |
| 3. | Luke Harrison | 87 | 2012-15 |
| 4. | Scott Effross | 81 | 2013-15 |
| **5.** | **Ryan Kraft** | **80** | **2022-** |

**Indiana Career Strikeouts**

| *Rank* | *Name* | *K's* | *Year* |
|---|---|---|---|
| 12. | Gary Sargent | 198 | 1966-68 |
| 13. | Brad Edwards | 195 | 1999-2001 |
| 14. | Dan Ferrell | 193 | 1994-96 |
| 15. | Josh Lewis | 191 | 2003-06 |
| 16. | **Ryan Kraft** | **189** | **2022-** |

## HOMEGROWN HOOSIERS

IU will have a big collection of talented arms that were born and raised in the state. **Aydan Decker-Petty** and **Jacob Vogel** are two guys that have stayed home and improved massively on the mound.

**Indiana Natives** *(Pitchers)*

| | |
|---|---|
| Brayton Thomas | Fort Wayne, Ind./Bishop Dwenger |
| Jacob Vogel | North Vernon, Ind./Jennings County |
| Drew Buhr | Austin, Ind./Austin |
| Aydan Decker-Petty | New Castle, Ind./New Castle |
| Clayton Weisheit | Ferdinand, Ind./Forest Park |
| Cole Gilley | Columbus, Ind./Columbus East |
| Gavin Seebold | Jeffersonville, Ind./Jeffersonville |
| Deron Swanson | Fort Wayne, Ind./Snider |
| Will Eldridge | Cutler, Ind./Fort Wayne Carroll |
| Micah Vessely | Greenwood, Ind./Greenwood |

## ATM

The motto for IU's pitching staff this season has been **ATM - Aggressive, Tough and Mean**. Pitching coach Dustin Glant emphasized the need to get ahead in counts and attack the hitters on their back foot.

For the most part, IU has been wildly improved on the mound. The Hoosiers lost three arms to the draft and saw an additional high school recruit on the mound get picked.

With some key additions from the transfer portal, IU has found some immense success on the mound and has set the team up to win games this year. No one has been better than **Ryan Kraft** over the last two months in this aspect.

**Overall** *(Ryan Kraft)*

| *Stat* | *Note* |
|---|---|
| Appearances/Starts | 18/5 |
| ERA | 3.48 |
| Strikeout-to-Walk Ratio | 49-15 |

**Since the PSU Series** *(Ryan Kraft)*

| *Stat* | *Note* |
|---|---|
| Appearances/Starts | 14/5 |
| ERA | 2.60 |
| Strikeout-to-Walk Ratio | 39-11 |

### SPLITTING UP THE INNINGS

• IU has turned back to splitting up innings and appearances among some of its top arms to find more ways to win ballgames. Instead of seven innings up front, **Gavin Seebold** and **Cole Gilley** might split those innings between two-or-three contests to ensure IU's best chance to win.

**Solid Arms**

| *Player* | *Stats* |
|---|---|
| Gavin Seebold | 3-5, 52.1 IP, 46 K, 7.57 ERA |
| Ben Grable | 4-3, 50.1 IP, 54 K, 4.83 ERA |
| Cole Gilley | 8-3, 56.2 IP, 70 K, 4.13 ERA |
| Pete Haas | 1-2, 32.0 IP, 33 K, 3.94 ERA |
| Drew Buhr | 0-1, 22.2 IP, 19 K, 1.99 ERA |
| Ryan Kraft | 3-1, 51.2 IP, 49 K, 3.48 ERA |

### BUHR IS BACK

• IU's bullpen got a much needed boost when graduate student Drew Buhr earned a medical waiver and received his extra year of eligbility. He turned it on down the stretch and became a shutdown reliever for the Hoosiers.

• Buhr had thrown **9.2** scoreless innings before the sixth inning at Penn State on Sunday, March 9th. In the opening two weeks, (Feb. 24 - March 2), he collected two saves and helped IU go 3-0 in games he pitched.

**Indiana Statistics**

| | |
|---|---|
| 2025 | 0-1, 1.99 ERA, 19 K, 22.2 IP, 7 BB |
| 2024 | 2-2, 3.31 ERA, 48 K, 49.0 IP, 17 BB |

**Last 9 Appearances** *(2024)*

• 34.2 IP, 10 ER, 27 K, 8 BB

### SITUATIONAL IMPACT

• The Hoosiers went deep in the transfer portal to replace some graduating arms and some drafted talent. Along with a good freshman class and returning pitchers from injury, IU has gotten some production from some under-the-radar arms this season.

**Under-the-Radar Arms** *(2025 stats)*

| *Player* | *Stats* |
|---|---|
| Deron Swanson | 2-1, 4.72 ERA, 16 K, 13.1 IP |
| Grant Holderfield | 3-0, 7.43 ERA, 24 K, 23.0 IP |

### GETTING ARMS TO CAMPUS

• With the draft more focused on pitching than ever, getting your top prep pitchers to campus is a massive focus. IU only lost one prep player to the draft and received a reaffirmation from some of the top high school players in the country.

**Prep Arms Arriving in Bloomington** *(Pitchers)*

| *Player* | *National Rank/Notes* |
|---|---|
| Brayton Thomas (LHP) | 171 |
| Caleb Koskie (LHP) | 443 |
| Henry Brummel (RHP) | 20th Round Pick |
| Trey Telfer | 500+ |

### BULLPEN CLUTCH PERFORMANCES

• The Hoosiers have already benefited from some big performances on the bump early in the season. To fill innings in 56 regular season games, it takes a village. IU has maintained an earned run average of just above 6.00 this year while limiting walks.

**Cole Gilley**

| | |
|---|---|
| March 14 (Ohio State) | 2.0 IP, 0 H, 3 K |
| March 21 (UCLA) | 4.2 IP, 2 H, 1 ER, 6 K |
| April 12 (Illinois) | 5.1 IP, 3 H, 1 R, 7 K |

**Grant Holderfield**

| | |
|---|---|
| March 28 (USC) | 2.2 IP, 3 H, 1 R, 0 ER, 5 K |

**Gavin Seebold**

| | |
|---|---|
| March 23 (UCLA) | 4.1 IP, 4 H, 1 R, 0 ER |
| May 3 (Abilene Christian) | 3.0 IP, 1 H, 0 R, 5 K |

**Drew Buhr**

| | |
|---|---|
| March 2 (Mount St. Mary's) | 3.0 IP, 0 H, 4 K |
| Feb. 14 (UNLV) | 4.0 IP, 2 H, 0 R, 5 K |

**Anthony Gubitosi**

| | |
|---|---|
| Feb. 17 (UNLV) | 3.0 IP, 1 H, 2 K |

**Pete Haas**

| | |
|---|---|
| March 18 (Evansville) | 2.0 IP, 1 H, 4 K |

**Deron Swanson**

| | |
|---|---|
| April 8 (Ball State) | 4.1 IP, 4 H, 0 R, 3 K |

*Senior pitcher **Ryan Kraft***

## BART KAUFMAN FIELD

**Bart Kaufman Field Dedication: April 27, 2013**
*Capacity: 2,500*

On August 19, 2011, the Indiana University Board of Trustees approved plans for a new baseball–softball complex. These new fields would be located just north of Assembly Hall, near the intersection of the 45/46 bypass and Fee Lane.

The new baseball field would replace Sembower Field, which had been the Hoosiers' home field since 1951. On February 15, 2012, Indiana University announced that the new baseball field would be named after Bart Kaufman, CEO of the Indianapolis-based Kaufman Financial Corporation, and an Indiana baseball alumnus.This announcement came after Kaufman pledged $2.5 million to the construction of a new stadium.

Construction began on Bart Kaufman Field in May 2012, and was finished in March 2013; the stadium was formally dedicated on April 27 of that year. The Hoosiers' first game in the stadium was March 20, 2013, with a 15–1 win over Miami University.

On December 19, 2017, Indiana University Athletics announced plans to install an LED video scoreboard, beyond the outfield wall. The size of the new scoreboard is estimated to be 26.8 feet (8.16 m) high by 48.7 (14.84 m) feet wide.

Installation of the new scoreboard was completed prior to the start of the 2018 season, with it being utilized for the Hoosiers' home opener on March 6, 2018, against Cincinnati.

The facility has a clubhouse and locker room, training area and team rooms, indoor and outdoor hitting cages, turf field, press box, lights for night play, bench and stadium chair seating, entry plaza, picnic area, concessions and restrooms.

The stadium hosted an NCAA Regional in its first two years of existence; it marked the first two times the IU baseball program has played tournament games on campus. Bart Kaufman Field hosted its first Big Ten baseball tournament from May 24 to 28, 2017.



***Phillip Glasser*** *vs. top-10 Louisville in 2023*

***Carter Mathison*** *celebrates a win over Minnesota in 2022.*

## RECORDS

**BART KAUFMAN FIELD ATTENDANCE RECORDS** *(all games)*

| *Rank* | *Attendance* | *Opponent* | *Date* |
|---|---|---|---|
| 1. | 4,312 | Stanford$ | 5/31/14 |
| 2. | 4,125 | Youngstown State$ | 5/30/14 |
| 3. | 3,862 | Purdue | 5/4/14 |
| 4. | 3,661 | Purdue | 5/3/14 |
| 5. | 3,524 | Stanford$ | 6/1/14 |
| 6. | 3,328 | Rutgers | 4/11/14 |
| 7. | 3,248 | Minnesota | 5/17/14 |
| 8. | 3,214 | Austin Peay$ | 6/2/13 |
| 9. | 3,193 | Ohio State | 5/15/15 |
| 10. | 3,101 | Morehead State | 4/12/14 |
| 11. | 3,077 | Louisville | 5/16/17 |
| 12. | 3,045 | Valparaiso | 5/31/13 |
| 13. | 3,003 | Purdue | 5/2/14 |
| 14. | 2,969 | Penn State | 4/6/19 |
| 15. | 2,961 | Michigan State | 4/19/14 |
| 16. | 2,918 | Illinois | 5/13/16 |
| 17. | 2,911 | Cal State Fullerton | 3/15/15 |
| 18. | 2,882 | Kentucky | 5/8/18 |
| 19. | 2,813 | Rutgers | 4/2/15 |
| 20. | 2,783 | Xavier | 5/7/17 |

**BART KAUFMAN FIELD ATTENDANCE RECORDS** *(Big Ten only)*

| *Rank* | *Attendance* | *Opponent* | *Date* |
|---|---|---|---|
| 1. | 3,862 | Purdue | 5/4/14 |
| 2. | 3,661 | Purdue | 5/3/14 |
| 3. | 3,328 | Rutgers | 4/11/14 |
| 4. | 3,248 | Minnesota | 5/17/14 |
| 5. | 3,193 | Ohio State | 5/15/15 |
| 6. | 3,003 | Purdue | 5/2/14 |
| 7. | 2,969 | Penn State | 4/6/19 |
| 8. | 2,961 | Michigan State | 4/19/14 |
| 9. | 2,918 | Illinois | 5/13/16 |
| 10. | 2,813 | Rutgers | 4/2/15 |

***NOTE ($):*** *NCAA Regional*