





2025 SCHEDULE				
February			(5-5)	
College Baseball Classic (Surprise, Ariz.)				
14	UNLV	FloCollege	L, 2-4	
15	Xavier	FloCollege	L, 6-8 (10)	
16	#7 Oregon State	FloCollege	L, 0-6	
17	UNLV	FloCollege	L, 12-13 (10)	
USA Baseball Round Robin (Cary, N.C.)				
22	Fordham	USABaseball.TV	W, 15-2	
23	Harvard	USABaseball.TV	W, 14-4	
24	Northwestern	USABaseball.TV	W, 4-3	
26	Xavier	BTG+	L, 4-8	
28	Mount St. Mary's^	--	W, 18-5 (8)	
28	at Stetson	--	W, 8-1	
March			(10-8)	
1	at Stetson	--	L, 4-8	
2	Mount St. Mary's^	--	W, 20-7 (7)	
4	Northern Kentucky	BTG+	L, 11-13	
7	at Penn State - 1*	BTG+	L, 9-15	
7	at Penn State - 2*	BTG+	W, 17-6 (8)	
9	at Penn State*	BTG+	L, 6-10	
11	at Indiana State	ESPN+	W, 9-4	
14	Ohio State - 1*	BTG+	W, 12-2 (8)	
14	Ohio State - 2*	BTG+	W, 8-7 (10)	
16	Ohio State*	BTG+	W, 14-3 (7)	
18	Evansville	BTG+	W, 7-4	
21	at UCLA*	BTG+	W, 5-1	
22	at UCLA*	BTG+	L, 4-7	
23	at UCLA*	BTG+	L, 3-6	
25	Bellarmine	BTG+	W, 13-0 (7)	
28	USC - 1*	BTG+	L, 5-10	
28	USC - 2*	BTG+	W, 13-6	
29	USC*	BTG+	L, 12-13	
April			(0-0)	
1	#18 Louisville	Big Ten Network	6:00 PM	
4	Michigan State*	BTG+	6:00 PM	
5	Michigan State*	BTG+	2:00 PM	
6	Michigan State*	BTG+	1:00 PM	
8	Ball State	BTG+	6:00 PM	
11	at Illinois*	BTG+	7:00 PM	
12	at Illinois*	BTG+	3:00 PM	
13	at Illinois*	BTG+	2:00 PM	
15	Indiana State	BTG+	6:00 PM	
18	Maryland*	BTG+	6:00 PM	
19	Maryland*	BTG+	2:00 PM	
20	Maryland*	BTG+	1:00 PM	
23	Ball State	--	6:00 PM	
25	at Iowa*	BTG+	7:05 PM	
26	at Iowa*	BTG+	3:05 PM	
27	at Iowa*	BTG+	2:05 PM	
29	at Evansville	ESPN+	6:00 PM	
May			(0-0)	
2	at Abilene Christian	ESPN+	7:05 PM	
3	at Abilene Christian	ESPN+	4:05 PM	
4	at Abilene Christian	ESPN+	2:05 PM	
9	Purdue*	BTG+	6:00 PM	
10	Purdue*	BTG+	2:00 PM	
11	Purdue*	Big Ten Network	4:00 PM	
13	at Cincinnati	ESPN+	6:00 PM	
15	at Michigan*	BTG+	6:00 PM	
16	at Michigan*	BTG+	6:00 PM	
17	at Michigan*	BTG+	2:00 PM	
Big Ten Tournament (Omaha, Neb.; Charles Schwab Field)				
20-25	TBD	Big Ten Network	TBD	

All times eastern and subject to change  
\*- Big Ten Conference game | ^ - DeLand, Fla. | & - Victory Field; Indianapolis, Ind.  
Rankings listed from D1Baseball/Baseball America

LOUISVILLE	
	<b>Indiana Hoosiers</b> (15-13, 6-6 Big Ten) <b>Head Coach:</b> Jeff Mercer <b>Indiana Record:</b> 189-136-1 (7th Year) <b>Career Record:</b> 266-184-1 (9th Year)
	<b>#18 Louisville Cardinals</b> (20-7, 5-4 ACC) <b>Head Coach:</b> Dan McDonnell <b>Louisville Record:</b> 771-342-1 (19th Year) <b>Career Record:</b> 771-342-1 (19th Year)

PROJECTED STARTING PITCHERS	
<b>Indiana vs. Louisville</b> <i>Bart Kaufman Field (Bloomington, Ind.)</i>	

**Indiana**  
**Tuesday, April 1st (6:00 p.m.)**  
*LHP Ryan Kraft, Sr. (0-1, 5.57 ERA)*

**Louisville**  
**Tuesday, April 1st (6:00 p.m.)**  
*TBD (0-0, 0.00 ERA)*

LEADING OFF	
<b>RECORD WATCH:</b> Junior outfielder <b>Devin Taylor</b> is closing in on Hoosier history over the next couple of weeks. He needs <b>2</b> home runs to break the program's all-time home run record. He also needs <b>9</b> hits to become the 25th player in IU history to reach 200 base knocks.	<b>FAMILIAR FACE:</b> Redshirt sophomore outfielder <b>Korbyn Dickerson</b> will take on his former team when IU plays Louisville. His transfer to Bloomington has helped him rocket into a candidate for Big Ten Player of the Year. He is top three in the Big Ten in hits ( <b>44</b> ), home runs ( <b>13</b> ), RBIs ( <b>46</b> ) and runs ( <b>36</b> ). <sup>1</sup>
<b>HANLEY HITS:</b> Freshman first baseman <b>Jake Hanley</b> is the early runaway favorite to win Big Ten Freshman of the Year. He leads all Big Ten players with <b>45</b> base hits and is fifth among qualified hitters with a <b>.398</b> batting average. He had <b>7</b> hits over the weekend in three games against USC.	<b>NEED A BREAKOUT:</b> It's make-or-break time for the Hoosiers on the mound. Down a couple arms through injury, IU needs a couple people to step up and take on a new load. Freshmen <b>Henry Brummel</b> and <b>Brayton Thomas</b> or sophomores <b>Ryan Rushing</b> and <b>Seth Benes</b> have the talent to take that role.
<b>FRESHMAN RETURNS:</b> IU has gotten great return from its offensive freshmen this season. <b>3</b> different IU freshmen have combined to win a Big Ten Freshman of the Week award this year. It's the <b>4th</b> time in program history that IU has had at least three different players win a FOTW award in the same year.	<b>START OFF APRIL:</b> Last year, IU began April with a thrashing of top-25 Indiana State at home. That kickstarted a 10-4-1 record in the month and a climb right back into the postseason picture. With No. 18 Louisville in town, there's no better time for a big win at Bart Kaufman Field.

AROUND THE HORN										
No.	Name	Pos.	GP-GS	AVG.	R	H	HR	RBI	2B	
9	Jake Stadler (R-Sr.)	C	22-15	.293	14	17	1	8	3	
34	Jake Hanley (Fr.)	1B	28-28	.398	28	45	6	28	6	
8	Tyler Cerny (Jr.)	2B	27-27	.295	30	31	6	21	8	
15	Cooper Malamazian (Fr.)	SS	27-18	.364	17	24	3	22	11	
11	Will Moore (Fr.)	3B	19-15	.265	10	13	0	6	1	
5	Devin Taylor (Jr.)	LF	28-28	.375	34	42	10	33	6	
20	Korbyn Dickerson (R-So.)	CF	28-28	.355	36	44	13	46	5	
13	Andrew Wiggins (So.)	RF	28-24	.276	29	27	3	19	6	
23	Joey Brenczewski (R-So.)	DH	24-17	.318	18	21	2	15	3	
-----										
6	T.J. Schuyler (So.)	C	19-15	.294	10	15	1	11	2	
12	Hogan Denny (Fr.)	OF	23-13	.268	14	15	3	9	4	
2	Jasen Oliver (So.)	INF	20-18	.147	6	10	1	12	2	

*\*normal starters - subject to change*



Freshman first baseman **Jake Hanley**

## QUICK FACTS

### Indiana University Bloomington, Ind.



Population:	85,071
Founded:	1820
Enrollment:	48,952
Nickname:	Hoosiers
Colors	Cream and Crimson
Conference	Big Ten
University President	Pamela Whitten
Athletics Director	Scott Dolson
Faculty Athletics Representative	Dr. Kurt Zorn

### Bart Kaufman Field

Opened	March 20, 2013 - Miami (Ohio); W, 15-1
Record	212-78-1 (.731)
Capacity	4,000
Dimensions	330-370-400-380-340
Attendance Record	4,312
	<i>Stanford; 5/31/14 (NCAA Super Regional)</i>
Regular Season Attendance Record	3,862
	<i>Purdue; 5/4/14</i>

### 2025 Team Information

2024 Overall Record	33-26-1
Home/Road/Neutral Site	17-11/11-9-1/5-6
2024 Big Ten Record (Finish)	15-9 (3rd)
Position Starters Returning/Lost (25-plus starts)	6/3
Pitchers Returning/Lost (10-plus appearances)	8/4
Letterwinners Returning/Lost	17/20
Newcomers	24 (11 freshmen, 13 transfers)

### Program Information

First Year of Baseball:	1895 (131st season)
First Year in Big Ten	1899
All-Time Record (Win %)	2,486-1,931-25 (.563)
All-Time Big Ten Record (Win %)	880-1,035-8 (.460)

### NCAA Tournament History

Appearances (11):	1949, 1996, 2009, 2013, 2014 2015, 2017, 2018, 2019, 2023, 2024
Super Regionals (1):	2013
College World Series (1):	2013

### Championship History

Big Ten Regular Season Championships (7):	1925, 1932 1938 (co), 1949 (co), 2013, 2014, 2019
Big Ten Tournament Appearances (19):	1991, 1993 1996, 2002, 2003, 2008, 2009, 2010, 2012, 2013, 2014 2015, 2016, 2017, 2018, 2019, 2022, 2023, 2024
Big Ten Tournament Record (Win %)	33-32 (.508)
Big Ten Tournament Titles (4):	1996, 2009, 2013, 2014

## INDIANA STRATEGIC COMMUNICATIONS

### CONTACT INFORMATION

Jared Rigdon - Assistant Director of Strategic Communications

2nd Season • Indiana (21) • Volleyball, Baseball

• Phone	(317) 847-3953
• Email	jmrigdon@iu.edu
• Twitter	@RigdonJared



### INTERVIEW PROTOCOL

Please contact Jared Rigdon for all player and coach interviews. Select players and head coach Jeff Mercer will be made available following each home contest and at request following road games.

## 2025 BASEBALL ROSTER

#	Name	Pos.	B/T	Ht.	Wt.	Cl.	Hometown/High School (Previous School)
2	Jasen Oliver	INF	R/R	5-11	185	So.	Almont, Mich./Orchard Lake St. Mary's Prep
3	Tyler DeMartino	OF	R/R	6-0	205	Sr.	Potomac, Md./Walt Whitman (Xavier)
5	Devin Taylor	OF	L/R	6-1	215	Jr.	Cincinnati, Ohio/LaSalle
6	TJ Schuyler	C	R/R	6-2	220	So.	Antioch, Ill./Antioch
8	Tyler Cerny	INF	R/R	6-2	205	Jr.	Greenwood, Ind./Center Grove
9	Jake Stadler	C	L/R	6-1	215	RS-Sr.	Greenfield, Ind./Mt. Vernon (Purdue)
10	Josh Pyne	INF	R/R	6-0	195	Sr.	Bloomfield, Ind./Linton-Stockton
11	Will Moore	INF	L/R	5-9	170	Fr.	Paris, Ontario/Paris District
12	Hogan Denny	C/OF	R/R	6-0	215	Fr.	Mooreville, Ind./Mooreville
13	Andrew Wiggins	OF	L/R	6-4	225	So.	Indianapolis, Ind./Heritage Christian
14	Brayton Thomas	LHP	L/L	6-5	220	Fr.	Fort Wayne, Ind./Bishop Dwenger
15	Cooper Malamazian	INF	R/R	6-2	185	Fr.	Clarendon Hills, Ill./Nazareth Academy
16	Anthony Gubitosi	LHP	L/L	5-11	192	Jr.	Freehold, N.J./Colts Neck (Delaware)
17	Ben Grable	RHP	R/R	6-4	215	Gr.	Pasadena, Calif./Flintridge Preparatory (Northwestern)
18	Grant Holderfield	LHP	L/L	6-3	220	RS-Jr.	Oak Park, Ill./Oak Park & River Forest
19	Cole Decker	OF	L/R	5-11	185	Fr.	Evansville, Ind./Evansville North
20	Korbyn Dickerson	OF	R/R	6-1	205	RS-So.	Jeffersonville, Ind./Trinity (Louisville)
21	Jacob Vogel	RHP	R/R	6-7	250	RS-So.	North Vernon, Ind./Jennings County
23	Joey Brenczewski	INF/OF	S/R	6-3	195	RS-So.	Fishers, Ind./Fishers
24	Drew Buhr	RHP	R/R	6-1	205	Gr.	Austin, Ind./Austin (Bellarmine)
26	Seth Benes	RHP	R/R	6-2	210	So.	O'Fallon, Mo./Liberty-Wentzville
27	Clayton Weisheit	RHP	R/R	6-6	235	So.	Jasper, Ind./Forest Park (Southern Indiana)
28	Matthew Bohnert	LHP	L/L	5-8	187	RS-Sr.	Cave Creek, Ariz./Cactus Shadows (Lipscomb)
29	Ryan Kraft	LHP	L/L	6-4	220	Sr.	Mokena, Ill./Lincoln-Way Central
30	Ryan Rushing	LHP	L/L	5-10	190	So.	Bradenton, Fla./IMG Academy
31	Henry Brummel	RHP	R/R	6-5	210	Fr.	Pontiac, Ill./Pontiac
32	Cole Gilley	RHP	R/R	6-1	205	RS-Sr.	Columbus, Ind./Columbus East (Indiana State)
33	Trey Telfer	RHP	R/R	6-1	185	Fr.	San Diego, Calif./Cathedral Catholic
34	Jake Hanley	INF	L/R	6-6	235	Fr.	Mason, Ohio/Mason
35	Evan O'Neill	RHP	R/R	6-4	220	RS-Fr.	Alpharetta, Ga./Blessed Trinity Catholic
36	Micah Vessely	RHP	R/R	6-1	185	Fr.	Greenwood, Ind./Greenwood
37	Ryan Gilbert	OF	R/R	6-5	235	RS-So.	Cleveland, Ohio/Kenston
38	Jackson Yarberry	RHP	R/R	6-3	225	So.	Lake St. Louis, Mo./Timberland (St. Louis)
39	Michael Lorenzetti	RHP	R/R	6-8	225	Jr.	Bristol, Conn./Taft School (Iona)
40	Gavin Seebold	RHP	R/R	6-2	205	RS-Sr.	Jeffersonville, Ind./Jeffersonville (Southern Indiana)
41	Deron Swanson	LHP	L/L	6-3	195	Sr.	Fort Wayne, Ind./Snider (St. Francis)
42	Brayden Ricketts	C	L/R	6-2	205	Fr.	Brampton, Ontario/Jean Augustine Secondary
43	Caleb Koskie	LHP/OF	R/L	6-0	185	Fr.	Excelsior, Minn./Benilde-St. Margaret's
44	Will Eldridge	RHP	R/R	6-4	210	Jr.	Flora, Ind./Carroll (Flora) (Indiana Wesleyan)
51	Pete Haas	RHP	R/R	6-0	195	RS-Jr.	Hancock, N.H./Keene (Stonehill)
55	Aydan Decker-Petty	RHP	R/R	6-5	205	Jr.	New Castle, Ind./New Castle

### Coaching Staff

**Head Coach:** Jeff Mercer (Wright State), 7th Season at Indiana

**Associate Coach - Pitching:** Dustin Glant (Purdue), 4th Season at Indiana

**Assistant Coach - Hitting & Recruiting Coordinator:** Zach Weatherford (Wright State), 4th Season at Indiana

**Assistant Coach - Infield:** Blake Allen (Blackburn), 1st Season at Indiana

### Support Staff

**Director of Player Development and Operations - Pitching & Catching Coordinator:** Denton Sagerman, 7th Season

**Athletic Trainer:** Joel Langemaat, 13th Season

**Athletic Performance Coach:** Chris Virtue, 18th Season

**Program Assistant:** Morgan Colopy, 1st Season in Role, 6th Season Overall

**Special Assistant to the Head Coach:** Scott Rolen, 7th Season

### Pronunciation Guide

Seth Benes	ben-ess	Caleb Koskie	KOSS-KEY
Matthew Bohnert	BON-ert	Michael Lorenzetti	LOR-n-zetty
Joey Brenczewski	Brin-CHESS-key	Cooper Malamazian	mal-uh-may-zee-in
Drew Buhr	BURR	TJ Schuyler	skyler
Tyler Cerny	sir-KNEE	Gavin Seebold	See-bold
Cole Gilley	Gill-e (like a fish gill)	Deron Swanson	DERIN
Anthony Gubitosi	GOOB-itosi	Clayton Weisheit	Why-sight
Pete Haas	HOSS	Jackson Yarberry	YAR-berry

LAST TIME VS. LOUISVILLE

INDIANA 7, LOUISVILLE 3

April 18, 2023 | Bloomington, Ind.

• Ethan Phillips tossed 4.2 innings of one-run baseball as the Hoosiers picked up a massive win over No. 10 Louisville. The top four hitters in IU's order drove in six runs. Tyler Cerny and Devin Taylor each had hits in the game.

A WIN WOULD...

**WIN:** Would give IU its first top-25 win of the season. The Hoosiers won four games against the top-25 in 2024 including a win over Southern Miss in the NCAA Tournament.

SERIES VS. LOUISVILLE

**LOUISVILLE:** This will be the 56th all-time meeting between the two teams separated by just a couple hours. The first game with Louisville came in 1937. A rainout canceled last year's game at Jim Patterson Stadium. IU won the previous meeting in 2023.

IU and Louisville played every year from 2007 to 2019. Due to COVID-19, the series took a brief two-year hiatus. It was picked back up in 2022 and 2023 before weather caused a cancelation in 2024.

HISTORY VS. LOUISVILLE

Louisville

- Overall: 29-26
- Mercer vs. Opponent at IU: 1-3
- Active Streak: W1
- Last Indiana Win: April 18, 2023 (W, 7-3)



Last 10 Meetings (IU is 6-4)

Date	Site	Result
4/18/23	Bloomington, Ind.	W, 7-3
5/10/22	Louisville, Ky.	L, 2-7
6/2/19	Louisville, Ky.	L, 7-9
5/14/19	Bloomington, Ind.	L, 7-8 (12)
5/15/18	Louisville, Ky.	W, 9-5 (10)
5/16/17	Bloomington, Ind.	W, 4-3
5/17/16	Louisville, Ky.	L, 2-9
3/24/15	Bloomington, Ind.	W, 3-0
5/13/14	Louisville, Ky.	W, 7-2
3/19/14	Bloomington, Ind.	W, 9-3



Indiana picked up a big win over Louisville in 2023.



Redshirt junior pitcher **Pete Haas** celebrates a strikeout in a win over Evansville.



## PRESEASON HONORS

### Big Ten Preseason Poll

1.	Oregon Ducks
2.	Nebraska Cornhuskers
3.	Indiana Hoosiers
4.	UCLA Bruins
5.	Michigan Wolverines
6.	USC Trojans

### Big Ten Preseason Players to Watch

Devin Taylor (OF)	Jr., Cincinnati, Ohio
Tyler Cerny (SS)	Jr., Greenwood, Ind.
Ben Grable (RHP)	Gr., Pasadena, Calif.

### Preseason Honors

#### D1 Baseball

Devin Taylor	Second Team All-American
Devin Taylor	Big Ten Player of the Year

#### Perfect Game

Devin Taylor	Second Team All-American
Devin Taylor	Big Ten Player of the Year
Devin Taylor	First Team All-Big Ten
Jasen Oliver	First Team All-Big Ten

#### Perfect Game

Devin Taylor	Second Team All-American
--------------	--------------------------

#### Baseball America

Devin Taylor	Big Ten Player of the Year
Hogan Denny	Big Ten Freshman of the Year

#### Team

D1 Baseball	No. 9 Impact Freshmen Class
D1 Baseball	Preseason Regional Team
Baseball America	No. 25 Preseason Team
NCBWA	No. 25 Preseason Team

## 2025 NEWCOMERS

### • High School (11)

- INF	Will Moore	Paris, Ontario/Paris District
- C/OF	Hogan Denny	Mooreville, Ind./Mooreville
- LHP	Brayton Thomas	Fort Wayne, Ind./Bishop Dwenger
- INF	Cooper Malamazian	Clarendon Hills, Ill./Nazareth Academy
- OF	Cole Decker	Evansville, Ind./Evansville North
- RHP	Henry Brummel	Pontiac, Ill./Pontiac
- INF	Jake Hanley	Mason, Ohio/Mason
- C	Brayden Ricketts	Brampton, Ontario/Jean Augustine
- LHP/OF	Caleb Koskie	Excelsior, Minn./Benilde-St. Margaret's
- RHP	Trey Telfer	San Diego, Calif./Cathedral Catholic
- RHP	Micah Vessely	Greenwood, Ind./Greenwood

### • Transfer Portal (12)

- OF	Tyler DeMartino (Gr.)	Potomac, Md./Xavier
- LHP	Anthony Gubitosi (Jr.)	Freehold, N.J./Delaware
- OF	Korbyn Dickerson (R-So.)	Jeffersonville, Ind./Louisville
- RHP	Clayton Weisheit (So.)	Jasper, Ind./Southern Indiana
- RHP	Cole Gilley (R-Sr.)	Columbus, Ind./Indiana State
- OF	Ryan Gilbert (R-So.)	Cleveland, Ohio/Bryant & Stratton
- RHP	Jackson Yarberry (So.)	Lake St. Louis, Mo./Saint Louis
- RHP	Michael Lorenzetti (Jr.)	Bristol, Conn./Iona
- RHP	Gavin Seebold (Sr.)	Jeffersonville, Ind./Southern Indiana
- LHP	Deron Swanson (Sr.)	Fort Wayne, Ind./St. Francis (Ind.)
- RHP	Will Eldridge (Jr.)	Flora, Ind./Indiana Wesleyan
- RHP	Pete Haas (R-Jr.)	Hancock, N.H./Stonehill

## 2025 QUICK FACTS

Fresh off back-to-back NCAA Tournament appearances and top-three finishes in the Big Ten, the Indiana Baseball team has big expectations again in 2025.

Head coach Jeff Mercer - in his seventh season - has created one of the best player development programs in the country. The high school driven model has turned out professional players and a plethora of wins over the last seven years.

With a strong returning core and one of his deepest rosters to date, the Hoosiers are expected to contend in the new-look Big Ten Conference. Here are some notes and numbers to know ahead of a much-anticipated 2025 campaign.

**Returning Depth in the Field:** The Hoosiers return six different position players that made at least 40 starts last season. Junior Tyler Cerny (SS) and senior Josh Pyne (3B) both started all 60 games a year ago. Junior Devin Taylor (OF) started 59 contests, missing just one due to personal reasons.

Head coach Jeff Mercer will have what is expected to be his deepest and most talented offensive roster of his seven-year tenure in Bloomington.

Paired with the six returning starters, IU brought another strong crop of prep players to campus this fall. Hogan Denny (C/OF) and Jake Hanley (1B) are the blue-chip pieces but Cooper Malamazian (INF) and Cole Decker (OF) could also see plenty of at-bats.

**New Look, New Feel on the Mound:** After losing a number of big arms to the 2024 MLB Draft (Sinnard, Foley and Risedorph), the Hoosiers completely overhauled their pitching staff with the goal to throw strikes at a more consistent rate this year.

Pitching coach Dustin Glant, who has turned IU into a strikeout machine on the mound, will rely on transfers Gavin Seebold (Southern Indiana), Cole Gilley (Indiana State) and Jackson Yarberry (Saint Louis) as expected starters.

Returning pitchers Drew Buhr, Ryan Kraft and Aydan Decker-Petty will give IU a number of long-relief options. Buhr worked a 3.31 earned run average last year, developing into a reliable option out of the bullpen.

At the back end of the bullpen, Jacob Vogel will return for late-inning action. Ben Grable and Will Eldridge have electric arms and give Glant morfirepower to close down games.

Other options on the mound include freshmen Brayton Thomas and Henry Brummel as well as Seth Benes, Clayton Weisheit, Grant Holderfield, Trey Telfer and Deron Swanson.

## 2025 THINGS TO WATCH

### DT Legacy Season

Devin Taylor will go down as one of the best players in program history. One of the smoothest swings to ever grace Bloomington, the junior will be on record watch throughout the year.

The expected top-15 MLB Draft Pick this summer is just 12 home runs away from breaking the program's all-time home run record. He needs just 51 hits to reach 200 in his IU career and is currently batting .338 across his first two seasons.

Only two other players in IU history (Sam Travis, Alex Dickerson) was named a Big Ten Freshman of the Year and Big Ten Player of the Year during their career. Taylor already was the league rookie of the year (2023) and will now search for the top individual prize in the Big Ten.

### Mercer Keeps the Hoosiers Going

Since being hired as the skipper in Bloomington, head coach Jeff Mercer has kept the Hoosiers humming along at a high level. He is just 16 Big Ten wins away from becoming the fastest coach to 100 league wins in program history.

He needs 25 overall wins for 200 in his career at IU and is also on track to become the first IU coach in program history to take the team to three-straight NCAA Tournaments.

### Milestones Coming

Players and coaches aren't the only ones with milestones on the horizon in 2025. As a program, the Hoosiers need just 29 wins to reach 2,500 all-time victories. The program is heading into its 131st season and has become a nationally-recognized team over the past 15 years.

If the Hoosiers could get to 40 wins, it would be the fifth 40-win season since 2013. Three different coaches have led IU to a 40-win season in that span. Since 2013, IU has had at least 30 wins in all but one fully contested season.



Head coach Jeff Mercer and sophomore Jasen Oliver

## HOW THE HOOSIERS WERE BUILT

### High School Recruiting

#### • 2024 (6)

- INF	Jasen Oliver	Almont, Mich./Orchard Lake St. Mary's
- C	T.J. Schuyler	Anitoch, Ill./Anitoch
- OF	Andrew Wiggins	Indianapolis, Ind./Heritage Christian
- RHP	Seth Benes	O'Fallon, Mo./Liberty-Wentzville
- LHP	Ryan Rushing	Bradenton, Fla./IMG Academy
- RHP	Evan O'Neill	Alpharetta, Ga./Blessed Trinity Catholic

#### • 2023 (5)

- OF	Devin Taylor	Cincinnati, Ohio/LaSalle
- INF	Tyler Cerny	Greenwood, Ind./Center Grove
- RHP	Jacob Vogel	North Vernon, Ind./Jennings County
- INF/OF	Joey Brenzewski	Fishers, Ind./Fishers
- RHP	Aydan Decker-Petty	New Castle, Ind./New Castle

#### • 2022 (3)

- INF	Josh Pyne	Bloomfield, Ind./Linton-Stockton
- LHP	Grant Holderfield	Oak Park, Ill./Oak Park & River Forest
- LHP	Ryan Kraft	Mokena, Ill./Lincoln-Way Central

### Transfer Portal

#### • 2024 (4)

- C	Jake Stadler	Greenfield, Ind./Purdue
- RHP	Ben Grable	Pasadena, Calif./Northwestern
- LHP	Matthew Bohnert	Cave Creek, Ariz./Lipscomb
- RHP	Drew Buhr	Austin, Ind./Bellarmine

### Superlatives

#### Indiana's 2025 Roster

- <b>Oldest Player:</b> Tyler DeMartino (24): May 17, 2000
- <b>Youngest Player:</b> Trey Telfer (18): June 26, 2006*
- <b>Tallest Player:</b> Michael Lorenzetti (6'8")
- <b>Shortest Player:</b> Matthew Bohnert (5'8")
- <b>Closest to Home:</b> Josh Pyne (27.8 miles): Bloomington
- <b>Furthest from Home:</b> Ben Grable (2,043 miles): Pasadena

\* - on active roster



# TELEVISION ROSTER



**2 | Jasen Oliver**  
INF | S/R | Fr.  
Almont, Mich.



**3 | Tyler DeMartino**  
OF | R/R | Gr.  
Potomac, Md.



**5 | Devin Taylor**  
OF | L/R | So.  
Cincinnati, Ohio



**6 | TJ Schuyler**  
C | R/R | Fr.  
Antioch, Ill.



**8 | Tyler Cerny**  
INF | R/R | Jr.  
Greenwood, Ind.



**9 | Jake Stadler**  
C | L/R | RS-Sr.  
Greenfield, Ind.



**10 | Josh Pyne**  
INF | R/R | Sr.  
Bloomfield, Ind.



**11 | Will Moore**  
INF | L/R | Fr.  
Paris, Ontario



**12 | Hogan Denny**  
C/OF | R/R | Fr.  
Mooreville, Ind.



**13 | Andrew Wiggins**  
OF | L/R | So.  
Indianapolis, Ind.



**14 | Brayton Thomas**  
LHP | L/L | Fr.  
Fort Wayne, Ind.



**15 | Cooper Malamazian**  
INF | R/R | Jr.  
Clarendon Hills, Ill.



**16 | Anthony Gubitosi**  
LHP | L/L | Jr.  
Freehold, N.J.



**17 | Ben Grable**  
RHP | R/R | Gr.  
Pasadena, Calif.



**18 | Grant Holderfield**  
LHP | L/L | R-Jr.  
Oak Park, Ill.



**19 | Cole Decker**  
OF | L/R | Fr.  
Evansville, Ind.



**20 | Korbyn Dickerson**  
OF | R/R | RS-So.  
Jeffersonville, Ind.



**21 | Jacob Vogel**  
RHP | R/R | R-So.  
North Vernon, Ind.



**23 | Joey Brenzcwski**  
INF/OF | S/R | R-Fr.  
Fishers, Ind.



**24 | Drew Buhr**  
RHP | L/R | Gr.  
Austin, Ind.



**26 | Seth Benes**  
RHP | R/R | So.  
O'Fallon, Mo.



**27 | Clayton Weisheit**  
RHP | R/R | So.  
Jasper, Ind.



**28 | Matthew Bohnert**  
LHP | L/L | RS-Sr.  
Cave Creek, Ariz.



**29 | Ryan Kraft**  
LHP | L/L | Sr.  
Mokena, Ill.



**30 | Ryan Rushing**  
LHP | L/L | So.  
Bradenton, Fla.



**31 | Henry Brummel**  
RHP | R/R | Fr.  
Pontiac, Ill.



**32 | Cole Gilley**  
RHP | R/R | RS-Sr.  
Columbus, Ind.



**33 | Trey Telfer**  
RHP | R/R | Fr.  
San Diego, Calif.



**34 | Jake Hanley**  
RHP/INF | L/R | Fr.  
Mason, Ohio



**35 | Evan O'Neill**  
RHP | R/R | RS-Fr.  
Alpharetta, Ga.



**36 | Micah Vessely**  
RHP | R/R | Fr.  
Greenwood, Ind.



**37 | Ryan Gilbert**  
OF | R/R | RS-So.  
Cleveland, Ohio



**38 | Jackson Yarberry**  
RHP | R/R | So.  
Lake St. Louis, Mo.



**39 | Michael Lorenzetti**  
RHP | R/R | Jr.  
Bristol, Conn.



**40 | Gavin Seebold**  
RHP | R/R | RS-Sr.  
Jeffersonville, Ind.



**41 | Deron Swanson**  
LHP | L/L | Sr.  
Fort Wayne, Ind.



**42 | Brayden Ricketts**  
C | L/R | Fr.  
Brampton, Ontario



**43 | Caleb Koskie**  
LHP/OF | R/L | Fr.  
Excelsior, Minn.



**44 | Will Eldridge**  
RHP | R/R | Jr.  
Flora, Ind.



**51 | Pete Haas**  
RHP | R/R | RS-Jr.  
Hancock, N.H.



**55 | Aydan Decker-Petty**  
RHP | R/R | Jr.  
New Castle, Ind.



**22 | Jeff Mercer**  
Head Coach  
7th Season



**25 | Dustin Glant**  
Assistant Coach  
4th Season



**1 | Zach Weatherford**  
Assistant Coach  
4th Season



**4 | Blake Allen**  
Assistant Coach  
1st Season

## GET TO KNOW COACH MERCER

### 7TH SEASON AT INDIANA • 9TH SEASON AS HEAD COACH

**Born:** July 25, 1985

**Hometown:** Bargersville, Ind.

**Education:** Wright State (2009), Organizational Leadership

**Spouse:** Stephanie

**Children:** Grady and Grace

## COACHING EXPERIENCE

**Head Coach:** Indiana (2019-Present)

**Head Coach:** Wright State (2017-18)

**Assistant Coach:** Wright State (2014-16)

**Volunteer Assistant:** Western Kentucky (2012-13)

**Volunteer Assistant:** Michigan (2011)

**Graduate Assistant:** Ohio Northern (2010)

## PRIOR TO INDIANA

### WRIGHT STATE

*Assistant Coach (2014-16), Head Coach (2017-18)*

• The first former student-athlete to be named head coach of the baseball program, Mercer led Wright State for two seasons and amassed 77 victories. In his two seasons at the helm, WSU won nearly 70 percent of its games and averaged 38.5 wins per season.

• The 2018 Horizon League Coach of the Year, the Raiders won the regular season and conference tournament title in the 2018 to earn a spot in the NCAA Stanford Regional. In 2017, Mercer's squad earned the programs first-ever national ranking.

• The 2018 Horizon League champions, Wright State won eight of its last 10 games and 15 of its last 19 to close the season. The Raiders grabbed the tournament title with three-straight wins and outscored opponents 32-11 during the run.

• With a 39-17 overall record and a 22-6 league mark, WSU ranked No. 8 in the country in scoring (7.8 rpg) and stolen bases (110) and was No. 21 in on-base percentage (.394). The Raiders' .979 fielding percentage was No. 10 nationally.

• Wright State was led by Horizon League Player of the Year Gabe Snyder, who paced the conference in home runs (15) and RBI (73), and was second in batting average (.359), missing the league's Triple Crown by one batting average point.

• WSU received its first-ever top 25 ranking in 2017 and finished the year at 38-21 and 21-9 in league action. Mercer's aggressiveness in the run game resulted in Wright State ranking No. 2 nationally with 130 stolen bases.

• Weiss was selected as the 2017 Horizon League Freshman of the Year and first-team all-league along with Morrow. Pitcher Danny Sexton was named a second-team All-Horizon League along with Hendrixson and Gray. Both Weiss earned Freshman All-American and second-team ABCA All-Midwest selection.

### WESTERN KENTUCKY

*Volunteer Assistant Coach (2012-13)*

• Prior to the return to his alma mater, Mercer spent two seasons as a volunteer assistant coach at Western Kentucky University (2012-13). While with the Hilltoppers, he worked with pitchers and outfielders, and was also instrumental in the development and organization of the program's camps.

### MICHIGAN

*Volunteer Assistant Coach (2011)*

• His first Division I experience came at the University of Michigan as the volunteer assistant coach in 2011. During his time with the Wolverines, he worked with the catchers and outfielders.

### OHIO NORTHERN

*Graduate Assistant Coach (2010)*

• Before his arrival in Ann Arbor, Mercer spent the 2010 season as the graduate assistant coach at Ohio Northern University where he was in charge of the infielders and hitters and was the recruiting coordinator. Each of his three seasons as an assistant.

## HEAD COACH JEFF MERCER (#22)



### INDIANA

*Head Coach (2019-Present)*

#### 2024

- Back-to-back NCAA Regional Appearances
- Picked up a win over Southern Miss in the Knoxville Regional
- Four All-Big Ten selections
- Three All-Big Ten Freshman Team selections
- Set single season program record for doubles (140)
- Third Team NCBWA All-American (Devin Taylor)
- First Team NCBWA Freshman All-American (Jacob Vogel)
- Big Ten best six MLB Draft Picks

#### 2023

- NCAA Regional Final Appearance
- 43 wins, most since 2013
- 16-8 in the Big Ten, second in the conference standings
- 26 wins at Bart Kaufman Field, a program record
- Highest RPI (31) and most Quad 1 wins in Big Ten (10)
- Big Ten Freshman of the Year (Devin Taylor)
- Luke Sinnard (109 strikeouts), single season program record
- Eight All-Big Ten selections, four ABCA All-Region honors
- Two MLB Draft Picks (Phillip Glasser, Craig Yoho)

#### 2022

- Made the Big Ten Tournament with 10 Big Ten wins
- Three Freshman All-Americans (Pyne, Tibbitts, Mathison)
- Carter Mathison (19 home runs), IU freshman record
- Matthew Ellis (Third Team All-Big Ten)
- Two MLB draft Picks (Bradley Brehmer and Reese Sharp)

#### 2021

- Conference-only schedule due to COVID-19
- 26 wins against Big Ten foes, most in program history
- Grant Richardson (First Team All-Big Ten)
- Four players taken in top-10 rounds of MLB Draft

#### 2020

- Season finished short due to COVID-19 pandemic
- 9-6 record at the time the season was canceled
- Three wins over ranked teams (LSU, South Alabama, East Carolina)

#### 2019

- Big Ten Coach of the Year
- Big Ten Regular Season Champions
- 37-23, 17-7 record
- NCAA Tournament appearance
- Big Ten Pitcher of the Year (Andrew Saalfank)
- 2nd-round MLB draft pick (Matt Gorski)
- Six All-Big Ten selections

### Career Head Coaching Records

Year	School	Overall	Conference	Position
2025	Indiana	15-13	6-6	Head Coach
2024	Indiana	33-26-1	15-9	Head Coach
2023	Indiana	43-20	16-8	Head Coach
2022	Indiana	27-32	10-14	Head Coach
2021	Indiana	26-18	26-18*	Head Coach
2020	Indiana	9-6	-	Head Coach
2019	Indiana	37-23	17-7	Head Coach
2018	Wright State	39-17	22-6	Head Coach
2017	Wright State	38-21	21-9	Head Coach

### Accolades

*Career Accolades - as head coach*

- 4 NCAA Tournament Appearances (2018, 2019, 2023, 2024)
- 2 Regular Season Conference Titles (2018, 2019)
- 2 Conference Coach of the Year Honors (2018, 2019)
- 1 Conference Tournament Title (2018)

### Indiana Highlights

*All-Americans*

- Devin Taylor (2024)
- Grant Richardson (2020)
- Andrew Saalfank (2019)

*Freshman All-Americans*

- Jacob Vogel (2024)
- Craig Yoho, Devin Taylor, Brayden Risedorph (2023)
- Carter Mathison, Josh Pyne, Brock Tibbitts (2022)
- Grant Richardson (2019)

*All-Big Ten First Team*

- Devin Taylor (2024)
- Ryan Kraft, Devin Taylor (2023)
- Grant Richardson (2021)
- Matt Lloyd, Andrew Saalfank (2019)

*All-Region First Team*

- Devin Taylor (2024)
- Matt Lloyd, Andrew Saalfank (2019)

*All-Region Second Team*

- Luke Sinnard, Brock Tibbitts, Devin Taylor, Phillip Glasser (2023)
- Cole Barr, Grant Richardson (2021)
- Cole Barr (2019)

*Big Ten Freshman of the Year*

- Devin Taylor (2023)

*Big Ten Pitcher of the Year*

- Andrew Saalfank (2019)

# MERCER ERA RECORD BOOK

Played first season with Indiana in 2019 or later

## Individual Single Game Records

### Offense

At-Bats	7, Phillip Glasser vs. Kentucky (March 15, 2022)
Hits	5, Last: Devin Taylor vs. Mount St. Mary's (February 28, 2025)
Runs	6, Phillip Glasser vs. Purdue (May 12, 2023)
Doubles	4, Cooper Malamazan vs. Penn State (March 7, 2025)
Triples	1, Last: Jasen Oliver at UCLA (March 21, 2025)
Home Runs	3, Grant Richardson at Maryland (March 30, 2019)
RBI's	8, Jasen Oliver at Minnesota (April 21, 2024)
Walks	4, Last: Devin Taylor vs. Fordham (Feb. 22, 2025)
Hit by Pitches	3, Tyler Cerny vs. Butler (Feb. 28, 2023)
Stolen Bases	3, Last: Tyler Cerny vs. Butler (Feb. 28, 2023)

### Pitching

Innings Pitched	9.0, Last: Bradley Brehmer vs. Illinois (May 27, 2022)
Strikeouts	16, McCade Brown vs. Penn State (March 13, 2021)
Runs Allowed	11, Evan Whiteaker vs. Illinois State (March 13, 2024)
Walks Allowed	8, Last: Connor Foley at Tennessee (June 1, 2024)
Hits Allowed	14, Pauly Milto vs. Illinois State (May 31, 2019)

## Individual Single Season Records

### Offense

At-Bats	266, Phillip Glasser (2023)
Batting Average	.357, Last: Devin Taylor (2024)
Hits	95, Phillip Glasser (2023)
Runs	70, Phillip Glasser (2023)
Doubles	24, Tyler Cerny (2024)
Triples	4, Last: Brock Tibbitts (2023)
Home Runs	20, Devin Taylor (2024)
RBI's	68, Brock Tibbitts (2023)
Walks	41, Carter Mathison (2023)
Hit by Pitches	13, Last: Tyler Cerny (2023)
Stolen Bases	22, Bobby Whalen (2022)

### Pitching

Wins	8, Pauly Milto/Andrew Saalfrank (2019)
Losses	7, Brayden Risedorph (2024)
Innings Pitched	107.0, Pauly Milto (2019)
Strikeouts	114, Luke Sinnard (2023)
Runs Allowed	56, Jack Perkins (2022)
Walks Allowed	49, Connor Foley (2024)
Hits Allowed	110, Pauly Milto (2019)
Highest ERA (min. 40 innings)	9.78, Ryan Kraft (2022)
Lowest ERA (min. 40 innings)	2.48, Ryan Kraft (2023)

## Team Single Game Records

### Offense

At-Bats	49, Last: vs. Purdue (May 12, 2023)
Hits	25, vs. Purdue (May 12, 2023)
Runs	26, vs. Purdue (May 12, 2023)
Doubles	9, vs. Kentucky (March 15, 2022)
Triples	2, Last: vs. Purdue (May 13, 2023)
Home Runs	9, at Maryland (March 30, 2019)
RBI's	26, vs. Purdue (May 12, 2023)
Walks	14, Last: vs. Fordham (Feb. 22, 2025)
Hit by Pitches	5, Last: vs. Mount St. Mary's (March 2, 2025)
Stolen Bases	8, vs. Butler (Feb. 28, 2023)

### Pitching

Innings Pitched	12.0, Last: at Ball State (April 24, 2024)
Strikeouts	21, vs. Xavier (Feb. 15, 2025)
Runs Allowed	30, at Iowa (May 19, 2022)
Walks Allowed	16, at Clemson (Feb. 19, 2022)
Hits Allowed	23, at Iowa (May 19, 2022)

## Team Single Season Records

### Offense

At-Bats	2,197 (2023)
Batting Average	.298 (2023)
Hits	655 (2023)
Runs	486 (2023)
Doubles	140 (2024)
Triples	19 (2023)
Home Runs	95 (2019)
RBI's	455 (2023)
Walks	301 (2022)
Hit by Pitches	84 (2024)
Stolen Bases	65 (2022)

### Pitching

Wins	43 (2024)
Losses	32 (2022)
Innings Pitched	556.1 (2023)
Strikeouts	600 (2022)
Runs Allowed	445 (2022)
Walks Allowed	332 (2022)
Hits Allowed	560 (2023)
Highest ERA	7.04 (2022)
Lowest ERA	3.17 (2021)

# MISC. RECORDS - MERCER ERA

## Single Game Highs

### Offense

At-Bats	49, Last: Purdue (May 12, 2023)
Hits	25, Purdue (May 12, 2023)
Runs	26, Purdue (May 12, 2023)
Doubles	9, Kentucky (March 15, 2022)
Triples	2, Last: Purdue (May 13, 2023)
Home Runs	9, Maryland (March 30, 2019)
RBI's	26, Purdue (May 12, 2023)
Walks	14, Last: Fordham (Feb. 22, 2025)
Hit by Pitches	5, Last: Mount St. Mary's (March 2, 2025)
Strikeouts	23, Louisville (May 14, 2019)
Stolen Bases	8, Butler (Feb. 28, 2023)
Biggest Win	23-1, Minnesota (April 25, 2021)
Biggest Comeback	Down 8-0, Won 10-9, Penn State (April 13, 2024)

### Pitching

Innings Pitched	12.0, Last: Ball State (April 24, 2024)
Strikeouts	21, Xavier (Feb. 15, 2025)
Runs Allowed	30, Iowa (May 19, 2022)
Walks Allowed	16, Clemson (Feb. 19, 2022)
Hits Allowed	23, Iowa (May 19, 2022)
Home Runs Allowed	7, Penn State (April 12, 2024)

## Single Game Lows

### Offense

At-Bats	23, Alabama (March 1, 2024)
Hits	1, Last: Oregon State (Feb. 16, 2025)
Runs	0, Last: Oregon State (Feb. 16, 2025)
Doubles	0, Last: Oregon State (Feb. 16, 2025)
Triples	0, Last: USC (March 29, 2025)
Home Runs	0, Last: Indiana State (March 11, 2025)
RBI's	0, Last: Oregon State (Feb. 16, 2025)
Walks	0, Last: Kentucky (June 3, 2024)
Hit by Pitches	0, Last: USC (March 29, 2025)
Strikeouts	0, Bellarmine (March 25, 2025)
Stolen Bases	0, Last: USC (March 29, 2025)
Biggest Loss	0-17, Purdue (April 9, 2022)
Biggest Blown Lead	Up 14-2, Lost 30-16, Iowa (May 19, 2022)

### Pitching

Innings Pitched	6.0, Last: Minnesota (April 21, 2024)
Strikeouts	1, Last: UCLA (March 23, 2025)
Runs Allowed	0, Last: Bellarmine (March 25, 2025)
Walks Allowed	0, Last: Butler (March 29, 2024)
Hits Allowed	0, Illinois (April 10, 2021)
Home Runs Allowed	0, Last: Bellarmine (March 25, 2025)

## Team Misc. Records

### Season

Wins	43 (2023)
Losses	32 (2022)
Games Played	63 (2023)
Big Ten Wins*	26 (2021)
Big Ten Wins	17 (2019)
Big Ten Losses*	18 (2021)
Big Ten Losses	14 (2022)
Overall Winning Streak	9 (April 6-19, 2019)
Big Ten Winning Streak	8 (March 7-19, 2021)
Overall Losing Streak	5 (May 16-24, 2021)
Big Ten Losing Streak	5 (May 16-24, 2021)

### Biggest Wins

23-1	Minnesota (April 25, 2021)
22-3	Butler (March 30, 2024)
23-5	Morehead State (March 16, 2023)

### Biggest Losses

0-17	Purdue (April 9, 2022)
4-19	Clemson (Feb. 19, 2022)
2-16/16-30	Maryland (April 29, 2023)/Iowa (May 19, 2022)



## COACHING STAFF



**25 • ASSOCIATE COACH • DUSTIN GLANT**  
4th Season • Purdue ('03)

Despite losing Luke Sinnard, Ben Grable and Matthew Bohnert for the season, three weekend caliber arms, the Hoosiers weathered some early struggles on the mound in 2024. A productive two-month stretch on the bump in April and May helped the program to a second-straight NCAA Tournament appearance.

**Dustin Glant** helped turn Ty Bothwell and Connor Foley into a pair of reliable starters on the mound. After an up-and-down start to his college career, Bothwell turned in his most complete season in 2024. He pitched 84.2 innings with 91 strikeouts to just 25 walks. He won seven games including the NCAA Tournament opener over Southern Miss.

The Hoosiers had three pitchers picked in the 2024 MLB Draft, part of a Big Ten-best six athletes selected from the program. Luke Sinnard (3rd), Connor Foley (5th) and Brayden Risedorph (20th) combined to make nearly two million dollars in signing bonus money.

Adding to a long history of early success in Bloomington, Jacob Vogel was named a First Team Freshman All-American by the NCBWA. He pitched in 21 games, throwing 23 innings and allowing just six earned runs. It marked the third pitcher in the last two years to earn Freshman All-American honors.

As a group, the Hoosiers totaled 589 strikeouts. The pitching staff was top-25 in the nation in both total strikeouts (589) and strikeouts-per-nine innings (10.1). In 14 games in the month of May, IU's pitching staff produced a 3.78 earned run average to help the program to the postseason.



**1 • ASSISTANT COACH • ZACH WEATHERFORD**  
4th Season • Wright State ('19)

**Zach Weatherford** starts year four with Indiana and his second as a full-time assistant coach in the 2025 campaign. He added additional duties as the team's recruiting coordinator following a promotion in August of 2024. He is in charge of working with the program's outfielders and base runners.

Weatherford, a Gold Glove outfielder at Wright State, also assists head coach Jeff Mercer with the hitters and offensive strategy. During games, he coaches the first base box and works on the scouting report for opposing teams.

In his first season as a full-time assistant coach, Weatherford helped assist the Hoosiers to one of the best offensive seasons in program history. IU led the Big Ten in hits (625), RBIs (451), total bases (1,030), runs (482) and doubles (140). The Hoosiers hit 83 home runs, good for second in the conference.

Tyler Cerny transformed himself into one of the best hitters in the Big Ten. He led the team and conference in doubles (24), helping IU to a single-season program record for two-baggers. Seven different players had at least 10 doubles including Josh Pyne (22) and Carter Mathison (16).

As the coach for the outfielders, Weatherford helped transition Mathison into a premier defensive threat. In 56 games as the team's starting center fielder, Mathison had a perfect fielding percentage (1.000). He had 145 putouts and one outfield assists with no errors on the campaign. Devin Taylor improved his fielding percentage by 48 points, spending most of the campaign as the team's left fielder.



**4 • ASSISTANT COACH • BLAKE ALLEN**  
1st Season • Blackburn ('01)

A coach of over 20 years and a veteran leader with Midwest ties, former DePauw head coach **Blake Allen** was added to the Indiana Baseball staff as the program's third assistant coach for the 2025 season. He will wear the number four on his jersey.

Allen, who worked with head coach Jeff Mercer during their overlapping stints at Western Kentucky, will coordinate team practice, help coach team defense, work with infielders and hitters and will man the third base box on gamedays. He brings along 20+ years of coaching experience as an assistant and head coach, highlighted by five years working at national powerhouse Vanderbilt.

In his most recent stop, Allen served as the head coach at DePauw for the past eight seasons. His wife, Cristin, worked simultaneously at DePauw as the head women's soccer coach. The Tigers finished 23-17 in 2024, the best mark of a team during his tenure. DePauw went 12-4 in the North Coast Athletic Conference.

At DePauw, Allen oversaw the development of Grady Johnson as one of the league's most prolific hitters in 2024. The freshman hit .370 on the season, collecting 61 hits over 165 at-bats in his freshman season. On the mound, Michael Vallone finished off his senior season with a 2.95 earned run average in 58.0 innings pitched. He worked a 7-1 record with a WHIP of 0.98. Vallone was named a Division Three All-American.

Prior to his time at DePauw, Allen worked as an assistant coach at Vanderbilt across two different stints. He worked with Tim Corbin from 2004-08 and then again from 2015-16 in Nashville.



**DIRECTOR OF PLAYER DEVELOPMENT/OPERATIONS -  
PITCHING & CATCHING COORDINATOR**  
Denton Sagerman (7th Season)



**ATHLETIC TRAINER**  
Joel Langemaat (13th Season)



**PROGRAM ASSISTANT**  
Morgan Colopy (1st Season)



**ATHLETIC PERFORMANCE COACH**  
Chris Virtue (18th Season)

### STAFF DUTIES

First Base Coach	Zach Weatherford (#1)
Third Base Coach	Blake Allen (#4)
Calls Pitches	Dustin Glant (#25)
Mound Visits	Dustin Glant (#25)
Pitching Changes	Dustin Glant (#25)*

\* can alternate depending on pitcher

### ADDITIONAL STAFF

Scott Rolen	Special Assistant to the Head Coach
Jeremy Gray	Sport Administrator
Rusty Stillions	Equipment Manager
Kourtney Patrick	Performance Dietitian
Jared Rigdon	Sports Information Director
Eric Schwartz	Compliance
Cole Anderson	Event Management
Robert Williams	Marketing
Zach Barge	Academics

## KEY CONTRIBUTORS - OFFENSE



### 2 • JASEN OLIVER

*Sophomore • 5-11 • INF*  
 Almont, Mich./  
 Orchard Lake St. Mary's Prep  
 Major: Business and Finance  
 Parents: Jake and Libby  
 Siblings: Jaden, Lyla and Jaxen

#### CAREER HIGHS

Hits	4, Middle Tennessee, 3/26/24
Doubles	1, 10 times
Triples	1, Three times
Home Runs	2, Twice
RBI	8, Minnesota, 4/21/24
Runs Scored	3, Middle Tennessee, 3/26/24
Total Bases	10, Middle Tennessee, 3/26/24

#### CAREER STATISTICS

SEASON	GP-GS	AVG.	AB	H	R	2B	3B	HR	RBI	TB	SLG%	BB	HBP	SO	OB%
2025	20-18	.147	68	10	6	2	1	1	12	17	.250	13	0	16	.280
2024	48-44	.285	172	49	33	8	2	10	37	91	.529	22	0	41	.362
<b>Total</b>	<b>68-62</b>	<b>.246</b>	<b>240</b>	<b>59</b>	<b>39</b>	<b>10</b>	<b>3</b>	<b>11</b>	<b>49</b>	<b>108</b>	<b>.450</b>	<b>35</b>	<b>0</b>	<b>57</b>	<b>.338</b>

#### PLAYER NOTES

- Seventh true freshman at Indiana to hit 10 home runs in a single season (10 - 2024)
- 2024 All-Big Ten Freshman team selection (2B)
- First career multi-home run game came against Middle Tennessee (March 26, 2024)
- 2023 High School All-American (Collegiate Baseball)
- Led high school team to 85-straight wins (2021-23)
- Broke single game freshman RBI record (8 vs. Minnesota; April 21, 2024), most by IU player overall since 1992
- Second-highest ranked recruit in 2023 class - No. 142 overall (behind Andrew Wiggins)



### 5 • DEVIN TAYLOR

*Junior • 6-1 • OF*  
 Cincinnati, Ohio/LaSalle  
 Major: Sports Marketing  
 Parents: Michelle and Carey  
 Sibling: Chandler

#### CAREER HIGHS

Hits	5, Mount St. Mary's, 2/28/25
Doubles	2, Four times
Triples	1, Six times
Home Runs	2, Seven times
RBI	6, Mount St. Mary's, 2/28/25
Runs Scored	4, Twice
Total Bases	12, Mount St. Mary's, 2/28/25

#### CAREER STATISTICS

SEASON	GP-GS	AVG.	AB	H	R	2B	3B	HR	RBI	TB	SLG%	BB	HBP	SO	OB%
2025	28-28	.375	112	42	34	6	2	10	33	82	.732	28	0	17	.496
2024	59-59	.357	241	86	67	11	1	20	54	159	.660	37	5	38	.449
2023	55-51	.315	200	63	61	13	3	16	59	130	.650	36	6	46	.430
<b>Total</b>	<b>142-138</b>	<b>.345</b>	<b>553</b>	<b>191</b>	<b>162</b>	<b>30</b>	<b>6</b>	<b>46</b>	<b>146</b>	<b>371</b>	<b>.671</b>	<b>101</b>	<b>11</b>	<b>101</b>	<b>.452</b>

#### PLAYER NOTES

- 2024 All-American (ABCA, Perfect Game)
- Played with Team USA and the Collegiate National Program over the summer
- Second player in program history with 30+ (36) home runs in first two years at IU (Alex Dickerson - 38, 2009-10)
- 2023 Freshman All-American by Collegiate Baseball Newspaper and Perfect Game
- 2023 Big Ten Freshman of the Year; 2023 and 2024 First Team All-Big Ten
- First player in program history to be named First Team All-Big Ten in first two years of college baseball
- Set Indiana's freshman RBI record in 2023 (59); ninth Hoosier rookie to reach the 50-RBI mark in a single season



### 8 • TYLER CERNY

*Junior • 6-2 • INF*  
 Greenwood, Ind./Center Grove  
 Major: Sports Marketing  
 Parents: Raeanne and Jason  
 Sibling: Brennah

#### CAREER HIGHS

Hits	4, Three times
Doubles	2, Three times
Triples	1, Six times
Home Runs	2, Ohio, 4/22/23
RBI	6, Ohio, 4/22/23
Runs Scored	4, Twice
Total Bases	9, Ohio, 4/22/23

#### CAREER STATISTICS

SEASON	GP-GS	AVG.	AB	H	R	2B	3B	HR	RBI	TB	SLG%	BB	HBP	SO	OB%
2025	27-27	.295	105	31	30	8	2	6	21	61	.581	8	10	20	.392
2024	60-60	.315	257	81	60	24	0	10	60	135	.525	16	12	47	.378
2023	59-57	.276	221	61	47	9	4	10	43	108	.489	13	13	52	.348
<b>Total</b>	<b>146-144</b>	<b>.297</b>	<b>583</b>	<b>173</b>	<b>137</b>	<b>41</b>	<b>6</b>	<b>26</b>	<b>124</b>	<b>304</b>	<b>.521</b>	<b>37</b>	<b>35</b>	<b>119</b>	<b>.370</b>

#### PLAYER NOTES

- Every day starter at shortstop in 2024 - started all 60 games for Indiana
- Team leader in RBIs (60) and doubles (24); second in hits (81) last season
- Big Ten leader in doubles, helped IU break program single-season doubles record (140) in 2024
- Hit game-tying grand slam in big win over No. 17 Indiana State (April 2, 2024)
- 2023 All-Big Ten Freshman Team; 2024 Third Team All-Big Ten
- Both him and classmate Devin Taylor have back-to-back 10+ home run seasons (2023, 2024)
- Missed a year of high school baseball with illness



### 15 • COOPER MALAMAZIAN

*Freshman • 6-2 • INF*  
 Clarendon Hills, Ill./Nazareth  
 Academy  
 Major: Sports Management  
 Parents: John and Sonja  
 Siblings: Sofia

#### CAREER HIGHS

Hits	4, Penn State, 3/7/25
Doubles	4, Penn State, 3/7/25
Triples	None
Home Runs	1, Three times
RBI	6, Bellarmine, 3/25/25
Runs Scored	3, Twice
Total Bases	8, Penn State, 3/7/25

#### CAREER STATISTICS

SEASON	GP-GS	AVG.	AB	H	R	2B	3B	HR	RBI	TB	SLG%	BB	HBP	SO	OB%
2025	27-18	.364	66	24	17	11	0	3	22	44	.667	6	3	17	.434
<b>Total</b>	<b>27-18</b>	<b>.364</b>	<b>66</b>	<b>24</b>	<b>17</b>	<b>11</b>	<b>0</b>	<b>3</b>	<b>22</b>	<b>44</b>	<b>.667</b>	<b>6</b>	<b>3</b>	<b>17</b>	<b>.434</b>

#### PLAYER NOTES

- Broke the Indiana single game doubles record (4) at Penn State (March 7, 2025)
- Big Ten Freshman of the Week (March 10th)
- One of two players in Big Ten history to hit four doubles in one game against a league opponent
- No. 414 overall prospect in the class of 2024 by Perfect Game
- 17th round draft pick by the Milwaukee Brewers in the 2024 MLB Draft
- Helped lead Nazareth Academy to back-to-back IHSA 3A state titles in 2022 and 2023
- Won 132 games during his high school career - went 37-1 as a senior in 2024

## KEY CONTRIBUTORS - OFFENSE



### 13 • ANDREW WIGGINS

*Sophomore • 6-4 • OF*

Indianapolis, Ind./Heritage Christian

Major: Sports Management

Parents: Eric and Camille

Siblings: EJ, Alaina and Ari

#### CAREER HIGHS

Hits	4, Butler, 3/30/24
Doubles	1, 10 times
Triples	1, Ohio State, 3/14/25
Home Runs	1, Six times
RBI	3, Five times
Runs Scored	3, Three times
Total Bases	7, Butler, 3/30/24

#### CAREER STATISTICS

SEASON	GP-GS	AVG.	AB	H	R	2B	3B	HR	RBI	TB	SLG%	BB	HBP	SO	OB%
2025	28-24	.276	98	27	29	6	1	3	19	44	.449	25	8	24	.455
2024	36-14	.309	55	17	19	4	0	3	15	30	.545	14	3	14	.466
<b>Total</b>	<b>64-38</b>	<b>.288</b>	<b>153</b>	<b>44</b>	<b>48</b>	<b>10</b>	<b>1</b>	<b>6</b>	<b>34</b>	<b>74</b>	<b>.484</b>	<b>39</b>	<b>11</b>	<b>38</b>	<b>.459</b>

#### PLAYER NOTES

- Big Ten leader in walks (25) in 2025
- 2023 High School All-American (Perfect Game, Collegiate Baseball, Etc.)
- No. 37 overall prospect in class of 2023 by Perfect Game
- Played in the 2022 Area Code Games and Perfect Game All-American Classic
- Multi-faceted musician - plays the saxophone among other instruments at a high level
- Sister, Ari, played college basketball at Michigan and Butler
- Father Eric is a pastor, mother Camille is a lawyer



### 20 • KORBYN DICKERSON

*RS-Sophomore • 6-1 • OF*

Jeffersonville, Ind./Trinity (Ky.)

Major: Exercise Science

Parents: Ernest and Holly

Siblings: Cordero, Cortez and Courtney

#### CAREER HIGHS

Hits	3, Seven times
Doubles	1, Five times
Triples	1, Twice
Home Runs	2, Twice
RBI	6, Mount St. Mary's, 3/2/25
Runs Scored	3, Six times
Total Bases	10, USC, 3/29/25

#### CAREER STATISTICS

SEASON	GP-GS	AVG.	AB	H	R	2B	3B	HR	RBI	TB	SLG%	BB	HBP	SO	OB%
2025	28-28	.355	124	44	36	5	2	13	46	92	.742	15	0	25	.424
2024	27-1	.200	20	4	9	1	0	0	3	5	.250	7	0	3	.393
2023	-	-	-	-	-	-	-	-	-	-	-	-	-	-	-
<b>Total</b>	<b>55-29</b>	<b>.333</b>	<b>144</b>	<b>48</b>	<b>45</b>	<b>6</b>	<b>2</b>	<b>13</b>	<b>49</b>	<b>97</b>	<b>.674</b>	<b>22</b>	<b>0</b>	<b>28</b>	<b>.419</b>

#### PLAYER NOTES

- Transferred to Indiana after two seasons at Louisville
- Quickest IU player to 10 home runs in a season (20 games) since Matthew Ellis in 2022
- Has 15 multi-hit games and 12 multi-RBI games so far in the 2025 season
- Ranked the No. 34 Big Ten draft prospect in 2025 by D1 Baseball
- Led Trinity High School to a 2021 KHSAA State Championship
- No. 71 overall prospect in class of 2022 by Perfect Game
- 20th round draft pick of the Minnesota Twins in the 2022 MLB Draft



### 23 • JOEY BRENCZEWSKI

*RS-Sophomore • 6-3 • OF/INF*

Fishers, Ind./Fishers

Major: Public Financial Management

Parents: Andrea and Brett

Siblings: Caleb and Kiel

#### CAREER HIGHS

Hits	4, Three times
Doubles	2, Minnesota, 4/20/24
Triples	None
Home Runs	2, Penn State, 4/14/24
RBI	7, Penn State, 4/14/24
Runs Scored	4, Harvard, 2/23/25
Total Bases	10, Penn State, 4/14/24

#### CAREER STATISTICS

SEASON	GP-GS	AVG.	AB	H	R	2B	3B	HR	RBI	TB	SLG%	BB	HBP	SO	OB%
2025	24-17	.318	66	21	18	3	0	2	15	30	.455	12	8	20	.471
2024	50-42	.333	162	54	34	10	0	3	42	73	.451	16	8	27	.415
2023	-	-	-	-	-	-	-	-	-	-	-	-	-	-	-
<b>Total</b>	<b>74-59</b>	<b>.329</b>	<b>228</b>	<b>75</b>	<b>52</b>	<b>13</b>	<b>0</b>	<b>5</b>	<b>57</b>	<b>103</b>	<b>.452</b>	<b>28</b>	<b>16</b>	<b>47</b>	<b>.433</b>

#### PLAYER NOTES

- 2024 Second Team All-Big Ten selection (UTIL)
- 2024 Big Ten All-Freshman Team
- Three career four-hit games (last: vs. Harvard; Feb. 23, 2025)
- Redshirted his initial season on campus
- At the time, set freshman single-game RBI record with 7 runs driven in vs. Penn State (4/14), Jasen Oliver broke a week later
- Made collegiate debut vs. Duke (2/16); recorded first career hit vs. George Mason (2/18)
- Prepped at Fishers High School



### 34 • JAKE HANLEY

*Freshman • 6-6 • INF*

Mason, Ohio/Mason

Major: Marketing and

Professional Sales

Parents: Susan and Todd

Siblings: Ben

#### CAREER HIGHS

Hits	3, Six times
Doubles	2, Xavier, 2/26/25
Triples	None
Home Runs	2, Ohio State, 3/14/25
RBI	4, Twice
Runs Scored	4, Penn State, 3/7/25
Total Bases	8, Ohio State, 3/14/25

#### CAREER STATISTICS

SEASON	GP-GS	AVG.	AB	H	R	2B	3B	HR	RBI	TB	SLG%	BB	HBP	SO	OB%
2025	28-28	.398	113	45	28	7	0	6	28	70	.619	17	2	20	.481
<b>Total</b>	<b>28-28</b>	<b>.398</b>	<b>113</b>	<b>45</b>	<b>28</b>	<b>7</b>	<b>0</b>	<b>6</b>	<b>28</b>	<b>70</b>	<b>.619</b>	<b>17</b>	<b>2</b>	<b>20</b>	<b>.481</b>

#### PLAYER NOTES

- No. 213 Overall Prospect in Class of 2024 (Perfect Game)
- 2024 OHSBCA Ohio Player of the Year
- 2024 Max Preps Baseball All-American
- Led Mason High School to first OHSAA State Championship in school history (2024)
- Broke high school program records in hits, RBI, walks, runs and games played
- Father was big fan of Nolan Ryan - the reason he wears No. 34; his middle name is Nolan



## KEY CONTRIBUTORS - PITCHING



**17 • BEN GRABLE**  
*Graduate Student • 6-4 • RHP*  
 Pasadena, Calif./Flintridge Prep  
 (Northwestern)  
 Major: Certificate Program  
 Parents: Dave and Andrea  
 Siblings: Will

### CAREER HIGHS

Innings Pitched	5.2, UCLA, 3/22/25
Strikeouts	6, Twice
Batters Faced	27, UCLA, 3/22/25
Total Pitches	98, UCLA, 3/22/25

### CAREER STATISTICS

SEASON	W-L	ERA	APP	GS	CG	SV	IP	H	R	ER	BB	SO	2B	HR	BAVG
2025	3-1	4.38	8	5	0	0	24.2	26	13	12	12	25	5	3	.268
2024	-	-	-	-	-	-	-	-	-	-	-	-	-	-	-
2023	2-1	5.58	18	2	0	2	30.2	27	20	19	16	36	6	3	.235
2022	-	-	-	-	-	-	-	-	-	-	-	-	-	-	-
2021	0-1	4.08	13	0	0	0	17.2	16	12	8	12	24	5	4	.239
<b>Total</b>	<b>5-3</b>	<b>4.81</b>	<b>39</b>	<b>7</b>	<b>0</b>	<b>2</b>	<b>63.0</b>	<b>69</b>	<b>45</b>	<b>39</b>	<b>40</b>	<b>85</b>	<b>16</b>	<b>10</b>	<b>.247</b>

### PLAYER NOTES

- First career start for Indiana came in five-inning, scoreless gem against Stetson (Feb. 28, 2025)
- Made his IU debut on February 15, 2025 against Xavier
- Missed the entire 2024 season through injury suffered in January
- Transferred from Northwestern after the 2023 campaign
- In his fifth season of college baseball, only beginning third year playing
- Father, Dave, was a four-year linebacker on the football team at Stanford



**31 • HENRY BRUMMEL**  
*Freshman • 6-5 • RHP*  
 Pontiac, Ill./Pontiac  
 Major: Sports Management  
 Parents: Amy and Matt  
 Siblings: Aden and Bevin

### CAREER HIGHS

Innings Pitched	2.2, Northwestern, 2/24/25
Strikeouts	2, Northwestern, 2/24/25
Batters Faced	13, Mount St. Mary's, 2/28/25
Total Pitches	41, Mount St. Mary's, 2/28/25

### CAREER STATISTICS

SEASON	W-L	ERA	APP	GS	CG	SV	IP	H	R	ER	BB	SO	2B	HR	BAVG
2025	1-1	11.12	4	1	0	0	5.2	9	7	7	5	4	0	1	.409
<b>Total</b>	<b>1-1</b>	<b>11.12</b>	<b>4</b>	<b>1</b>	<b>0</b>	<b>0</b>	<b>5.2</b>	<b>9</b>	<b>7</b>	<b>7</b>	<b>5</b>	<b>4</b>	<b>0</b>	<b>1</b>	<b>.409</b>

### PLAYER NOTES

- No. 24 overall prospect in Illinois in class of 2024 by Perfect Game
- Recorded 103 strikeouts as a senior at Pontiac High School
- Threw a no-hitter, with 19 strikeouts, as a senior in high school
- 20th round pick of the Milwaukee Brewers in the 2024 MLB Draft
- Scored 1,000 points in his high school basketball career



**24 • DREW BUHR**  
*Graduate Student • 6-1 • RHP*  
 Austin, Ind./Austin  
 (Bellarmine)  
 Major: Certificate Program  
 Parents: Heather and Kevin  
 Siblings: Nolan, Brayden and Madison

### CAREER HIGHS

Innings Pitched	5.0, Rutgers, 4/27/24
Strikeouts	8, Penn State, 4/13/24
Batters Faced	19, Twice
Total Pitches	77, Penn State, 4/13/24

\* - at Indiana

### CAREER STATISTICS

SEASON	W-L	ERA	APP	GS	CG	SV	IP	H	R	ER	BB	SO	2B	HR	BAVG
2025*	0-1	2.29	7	0	0	2	19.2	15	6	5	6	15	3	0	.224
2024*	2-2	3.31	21	0	0	1	49.0	42	19	18	17	48	8	8	.228
2023	5-8	8.12	14	14	1	0	75.1	95	78	68	27	69	16	19	.307
2022	0-6	6.97	15	10	0	0	62.0	75	59	48	31	53	16	13	.300
<b>Total</b>	<b>7-17</b>	<b>6.07</b>	<b>57</b>	<b>24</b>	<b>1</b>	<b>3</b>	<b>206.0</b>	<b>227</b>	<b>162</b>	<b>139</b>	<b>81</b>	<b>185</b>	<b>43</b>	<b>40</b>	<b>.280</b>

### PLAYER NOTES

- Indiana native from Austin High School
- Pitched in 29 games at Bellarmine after beginning his career at St. Louis
- Playing his sixth year of college baseball, began as a two-way player
- Held a 2.08 earned run average (26.0 IP) in Big Ten play in 2024
- Tied for team lead in appearances last season (21)
- Five relief appearances of four-plus innings in 2024



**29 • RYAN KRAFT**  
*Senior • 6-4 • LHP*  
 Mokena, Ill./Lincoln-Way Central  
 Major: Secondary Education  
 Parents: Greg and Jennifer  
 Siblings: Lauren and Kathryn

### CAREER HIGHS

Innings Pitched	7.1, Northwestern, 5/6/23
Strikeouts	7, Twice
Batters Faced	28, Northwestern, 5/6/23
Total Pitches	95, Ohio, 4/21/23

### CAREER STATISTICS

SEASON	W-L	ERA	APP	GS	CG	SV	IP	H	R	ER	BB	SO	2B	HR	BAVG
2025	0-1	5.57	9	2	0	0	21.0	26	13	13	7	22	2	6	.302
2024	1-1	7.27	16	2	0	2	26.0	35	26	21	18	30	7	8	.313
2023	6-1	2.48	21	2	0	5	61.2	58	23	17	22	51	14	2	.249
2022	2-1	9.78	25	1	0	0	42.1	60	49	46	30	59	8	10	.326
<b>Total</b>	<b>9-4</b>	<b>5.78</b>	<b>71</b>	<b>7</b>	<b>0</b>	<b>7</b>	<b>151.0</b>	<b>179</b>	<b>111</b>	<b>97</b>	<b>77</b>	<b>162</b>	<b>31</b>	<b>26</b>	<b>.291</b>

### PLAYER NOTES

- 9th player in program history to make 70 appearances on the mound
- Active leader at IU in appearances (71), innings (151.0) and strikeouts (162)
- 2024 Northwoods League Pitcher of the Year - Kalamazoo Growlers
- 2023 First Team All-Big Ten (RP)
- Collected six victories and five saves in 61.2 innings pitched as a sophomore
- Both his grandmother and grandfather are IU graduates

## KEY CONTRIBUTORS - PITCHING



### 32 • COLE GILLEY

*RS-Senior • 6-1 • RHP*  
Columbus, Ind./Columbus East  
(Indiana State)  
Major: Public Management  
Parents: Stephen and Jennifer  
Siblings: Cadence and Chloe

#### CAREER HIGHS

Innings Pitched	5.1, Xavier, 2/15/25
Strikeouts	11, Xavier, 2/15/25
Batters Faced	26, USC, 3/28/25
Total Pitches	97, USC, 3/28/25

#### CAREER STATISTICS

SEASON	W-L	ERA	APP	GS	CG	SV	IP	H	R	ER	BB	SO	2B	HR	BAVG
2025	5-1	3.34	9	7	0	0	32.1	24	16	12	7	43	3	4	.194
2024	3-1	6.61	15	3	0	1	32.2	39	25	24	21	36	8	4	.302
2023	0-0	10.80	5	0	0	0	6.2	11	8	8	6	9	6	2	.367
2022	-	-	-	-	-	-	-	-	-	-	-	-	-	-	-
2021	0-0	0.00	1	0	0	0	0.1	0	0	0	0	1	0	0	.000
<b>Total</b>	<b>8-2</b>	<b>5.50</b>	<b>30</b>	<b>10</b>	<b>0</b>	<b>1</b>	<b>72.0</b>	<b>74</b>	<b>49</b>	<b>44</b>	<b>34</b>	<b>89</b>	<b>17</b>	<b>10</b>	<b>.211</b>

#### PLAYER NOTES

- Made Indiana debut vs. Xavier (February 15, 2025)
- Two games with atleast 10 strikeouts this season (11 - Xavier, 10 - USC)
- His 11 strikeouts vs. Xavier were most by IU pitcher on opening weekend since at least 2005
- Pitched four years, three seasons in Terre Haute at Indiana State
- Made three separate appearances against Indiana during his time with Indiana State
- Both his sisters play volleyball at Indiana State



### 38 • JACKSON YARBERRY

*Sophomore • 6-3 • RHP*  
Lake St. Louis, Mo./Timberland  
(St. Louis)  
Major: Public Finance Management  
Parents: Eddie and Suzanne  
Sibling: Anna and Claire

#### CAREER HIGHS

Innings Pitched	6.0, Rhode Island, 3/29/24
Strikeouts	7, Lindenwood, 2/21/24
Batters Faced	23, Rhode Island, 3/29/24
Total Pitches	58, Xavier, 2/15/25*

\* most at Indiana

#### CAREER STATISTICS

SEASON	W-L	ERA	APP	GS	CG	SV	IP	H	R	ER	BB	SO	2B	HR	BAVG
2025	0-0	8.59	4	2	0	0	7.1	10	9	7	4	12	3	2	.333
2024	6-3	6.33	19	4	0	0	42.2	58	31	30	14	33	7	6	.324
<b>Total</b>	<b>6-3</b>	<b>6.66</b>	<b>23</b>	<b>6</b>	<b>0</b>	<b>0</b>	<b>50.0</b>	<b>68</b>	<b>40</b>	<b>37</b>	<b>18</b>	<b>45</b>	<b>10</b>	<b>8</b>	<b>.272</b>

#### PLAYER NOTES

- Spent one season at Saint Louis University, transferred to Indiana before 2025 season
- Named A10 Rookie of the Week after scoreless outing against Rhode Island (April 2, 2024)
- Grew up in San Diego but moved to Saint Louis in freshman year of high school
- Favorite MLB pitcher is Justin Verlander, favorite team is San Francisco Giants



### 40 • GAVIN SEEBOLD

*RS-Senior • 6-2 • RHP*  
Jeffersonville, Ind./Jeffersonville  
(Southern Indiana)  
Major: Safety Management Certificate  
Parents: John and Corinne  
Siblings: Grant

#### CAREER HIGHS

Innings Pitched	8.0, UT Martin, 5/22/24
Strikeouts	7, Twice
Batters Faced	32, UT Martin, 5/22/24
Total Pitches	108, Little Rock, 5/11/24

#### CAREER STATISTICS

SEASON	W-L	ERA	APP	GS	CG	SV	IP	H	R	ER	BB	SO	2B	HR	BAVG
2025	1-3	7.52	9	4	0	1	32.1	39	29	27	17	24	5	5	.298
2024	7-2	3.93	16	10	0	0	71.0	70	34	31	18	58	10	8	.206
2023	2-4	8.37	13	8	0	0	37.0	43	42	34	23	26	12	8	.179
2022	-	-	-	-	-	-	-	-	-	-	-	-	-	-	-
2021	-	-	-	-	-	-	-	-	-	-	-	-	-	-	-
<b>Total</b>	<b>10-9</b>	<b>5.90</b>	<b>38</b>	<b>22</b>	<b>0</b>	<b>1</b>	<b>140.1</b>	<b>152</b>	<b>105</b>	<b>92</b>	<b>58</b>	<b>108</b>	<b>27</b>	<b>22</b>	<b>.214</b>

#### PLAYER NOTES

- Transferred to Indiana ahead of the 2025 season, third stop of his college career
- D1 Baseball's No. 79 Impact Transfer Pitcher
- 2023 Second Team All-Ohio Valley Conference
- Posted a 7-2 record with a 3.93 ERA in 2024 at Southern Indiana
- Graduated from Southern Indiana with Degree in Individualized Studies, Minor in Sports Management



### 51 • PETE HAAS

*R-Junior • 6-0 • RHP*  
Hancock, N.H./Keene  
Major: Liberal Studies  
Parents: Pamela and Andy  
Sibling: Connor

#### CAREER HIGHS (Division One level only)

Innings Pitched	9.0, Central Connecticut State, 3/30/24
Strikeouts	9, Norfolk State, 5/11/24
Batters Faced	34, Central Connecticut State, 3/30/24
Total Pitches	115, Delaware State, 5/3/24

#### CAREER STATISTICS

SEASON	W-L	ERA	APP	GS	CG	SV	IP	H	R	ER	BB	SO	2B	HR	BAVG
2025	1-1	5.68	10	3	0	1	19.0	19	16	12	9	22	3	3	.257
2024	3-6	5.33	12	10	1	0	54.0	67	45	32	22	49	10	6	.247
2023	-	-	-	-	-	-	-	-	-	-	-	-	-	-	-
2022*	3-3	2.51	7	7	2	0	43.0	35	17	12	9	50	7	4	.223
<b>Total*</b>	<b>4-7</b>	<b>5.42</b>	<b>22</b>	<b>13</b>	<b>1</b>	<b>1</b>	<b>73.0</b>	<b>86</b>	<b>61</b>	<b>44</b>	<b>31</b>	<b>71</b>	<b>13</b>	<b>9</b>	<b>.249</b>

#### PLAYER NOTES

- Transferred to Indiana from Stonehill College
- Was part of Stonehill's transition to the division one level
- Played hockey growing up in New Hampshire
- Was a summer ball teammate of Devin Taylor - who recommended him to pitching coach Dustin Glant
- Missed the entire 2023 season with Tommy John Surgery

## HOOSIER TIDBITS

reflects additional players not listed under key contributors

## OFF THE BENCH

## 3 • TYLER DEMARTINO

6-0 • Gr. • OF • Potomac, Md.

- Playing his sixth year of college baseball in 2025
- 2023 Big East All-Tournament team selection
- Over 150 career appearances in college

## 6 • TJ SCHUYLER

6-2 • So. • C • Antioch, Ill.

- Recorded walk-off hit against Northwestern (Feb. 24)
- 2023 Conference Player of the Year in high school
- No. 22 overall prospect in state of Illinois (Perfect Game)

## 9 • JAKE STADLER

6-1 • R-Sr. • C • Greenfield, Ind.

- Played 51 games in 2024 after transferring from Purdue
- Big Ten Sportsmanship Award (2024)
- Opening Day starter at catcher in 2024 and 2025

## 11 • WILL MOORE

5-9 • Fr. • INF • Paris, Ontario

- No. 9 overall prospect in Ontario (Perfect Game)
- 2023 WWBA World Championship All-Tournament team
- First career hit came vs. UNLV (Feb. 17, 2025)

## 12 • HOGAN DENNY

6-0 • Fr. • C/OF • Mooresville, Ind.

- ABCA/Rawlings Second Team HS All-American (2024)
- Indiana Gatorade Player of the Year (2024)
- No. 207 overall prospect in class of 2024 (Perfect Game)

## 10 • JOSH PYNE

6-0 • Sr. • INF • Bloomfield, Ind.

- No. 5 in program history in doubles (58)
- 2023 Third Team All-Big Ten selection (3B)
- Has recorded 222 hits in his Indiana career

## 19 • COLE DECKER

5-11 • Fr. • OF • Evansville, Ind.

- No. 5 outfielder in state of Indiana (Perfect Game)
- Played in the IHSBCA North/South All-Star Game (2024)
- Brother, Cameron, plays in L.A. Dodgers organization

## 43 • CALEB KOSKIE

6-0 • Fr. • OF/LHP • Excelsior, Minn.

- Two-way player, outfielder and left-handed pitcher
- Top-500 overall prospect in class of 2024 (Perfect Game)
- Star hockey player in prep days in Minnesota

## OUT OF THE BULLPEN

## 14 • BRAYTON THOMAS

6-5 • Fr. • LHP • Fort Wayne, Ind.

- No. 171 overall prospect in class of 2024 (Perfect Game)
- Top-ranked prep pitcher in state of Indiana (2024)
- Played in Perfect Game National Showcase (2023)

## 26 • SETH BENES

6-2 • So. • RHP • O'Fallon, Mo.

- No. 442 overall prospect in class of 2023 (Perfect Game)
- Father, Adam, was a minor leaguer pitcher
- Uncle, Andy, was No. 1 overall pick in 1988 MLB Draft

## 27 • CLAYTON WEISHEIT

6-6 • So. • RHP • Jasper, Ind.

- Out for the year, underwent surgery in March
- Spent one season at Southern Indiana in 2024
- OVC All-Freshman team selection (2024)

## 30 • RYAN RUSHING

5-10 • So. • LHP • Bradenton, Fla.

- High School national champion at IMG Academy
- No. 215 overall prospect in class of 2023 (Perfect Game)
- Second Team High School All-American

## 21 • JACOB VOGEL

6-7 • R-So. • RHP • North Vernon, Ind.

- Big Ten All-Freshman Team selection (2024)
- NCBWA First Team Freshman All-American (2024)
- Worked a 2.31 ERA as a reliever last season

## 41 • DERON SWANSON

6-3 • Sr. • LHP • Fort Wayne, Ind.

- Spent three seasons at St. Francis in Fort Wayne
- Led the Cougars to program record 40 wins in 2024
- Has a 5-year-old daughter, Sienna

## 44 • WILL ELDRIDGE

6-4 • Jr. • RHP • Flora, Ind.

- Spent two seasons at Indiana Wesleyan
- 2023 Crossroads League Co-Newcomer of the Year
- Recorded 125 strikeouts as a high school junior (2021)

## 55 • AYDAN DECKER-PETTY

6-5 • Jr. • RHP • New Castle, Ind.

- Held a 4.09 ERA in seven Big Ten appearances in 2024
- Seven outings went at least three innings in 2024
- Picked up a win in last year's Big Ten Tournament (5/23)

## CAREER BESTS (at Indiana)

## Pitchers

Player	Pitches	Strikeouts	Hits	Runs	Walks	Longest Appearance
Kraft, Ryan	95	7	2	0	0	7.1 IP
Holderfield, Grant	59	8	1	0	0	3.2 IP
Decker-Petty, Aydan	76	8	0	1	0	4.2 IP
Vogel, Jacob	51	4	2	0	1	4.0 IP
Buhr, Drew	77	8	0	0	0	5.0 IP
Rushing, Ryan	46	3	2	1	2	3.0 IP
Gilley, Cole	97	11	2	1	0	5.1 IP
Seebold, Gavin	83	7	2	1	1	6.0 IP
Yarberry, Jackson	58	6	2	2	1	3.0 IP
Haas, Pete	47	4	6	4	1	3.0 IP
Gubitosi, Anthony	57	3	1	0	1	3.0 IP
Benes, Seth	31	2	-	-	-	2.0 IP
Eldridge, Will	25	2	-	-	-	1.0 IP
Grable, Ben	98	6	3	0	1	5.2 IP
Bohnert, Matthew	24	1	-	-	-	1.0 IP
Brummel, Henry	41	2	-	-	-	2.2 IP
Thomas, Brayton	19	3	-	-	-	1.1 IP
Koskie, Caleb	33	1	-	-	-	1.1 IP
Telfer, Trey	33	1	-	-	-	1.0 IP
Swanson, Deron	72	7	3	1	1	3.1 IP

\*pitching reflects career lows for (hits, runs, walks) with at least 3 IP; career highs for strikeouts, pitches

## CAREER BESTS (at Indiana)

## Hitters

Player	Hits	Runs	Doubles	Triples	RBI's	Home Runs
Taylor, Devin	5	4	2	1	6	2
Cerny, Tyler	4	4	2	1	6	2
Pyne, Josh	4	4	2	1	5	1
Wiggins, Andrew	4	3	1	1	3	1
Brenczewski, Joey	4	4	1	-	7	2
Oliver, Jasen	4	3	1	1	8	2
Dickerson, Korbyn	3	3	1	1	6	2
Hanley, Jake	3	4	2	-	4	2
Stadler, Jake	3	3	1	1	4	1
DeMartino, Tyler	-	-	-	-	-	-
Moore, Will	2	2	1	-	2	-
Denny, Hogan	2	2	1	-	3	1
Malamazian, Cooper	4	3	4	-	6	1
Decker, Cole	-	1	-	-	-	-
Schuyler, T.J.	2	4	1	-	3	1
Gilbert, Ryan	1	1	-	-	1	1

## TEAM SEASON RECORDS (all-time)

Category	Number
Total Wins - All Time	57 (1985)
Total Wins - Modern Era Scheduling	49 (2013)
Big Ten Wins - All Time	26 (2021)
Big Ten Wins - Traditional Scheduling	21 (2014)
Losses - All Time	35 (2007)

## OFFENSIVE SEASON RECORDS (BBCOR era began in 2011)

Category	Number
Home Runs	95 (2019)
Hits	751 (1985)
Batting Average	.355 (1988)
Runs	639 (1985)
Doubles	140 (2024)

## PITCHING SEASON RECORDS (all-time)

Category	Number
Strikeouts	600 (2022)
Staff ERA - lowest	1.97 (1968)



Sophomore outfielder Andrew Wiggins





2025 BROADCAST NOTES

Notes and tidbits on Indiana's 2025 roster

#2 Jasen Oliver

So. • INF • Almont, Mich.

- Has three siblings - Jaden, Lyla and Jaxen
- Was one strip away from a black belt in "Tang Soo Do" karate
- Goes by the nickname "Jolly"

#5 Devin Taylor

Jr. • OF • Cincinnati, Ohio

- IU felt like home, the culture for him was "unmatched"
- Very easy going personality - loves to smile and live each day to the fullest
- A "program changer" according to head coach Jeff Mercer

#8 Tyler Cerny

Jr. • SS • Greenwood, Ind.

- Lost nearly 20 pounds due to an illness in junior year of high school
- Played in the Cape Cod League with Cotuit in summer of 2024
- Back-to-back seasons with 10+ home runs

#9 Jake Stadler

R-Sr. • C • Greenfield, Ind.

- Father, Barry, was in the Marching Hundred at Indiana
- Avid golfer, holds a six handicap on the course
- Had seven hits in three years at Purdue ('21-'23), 42 in first year at IU ('24)

#10 Josh Pyne

Sr. • INF • Bloomfield, Ind.

- "Hometown Hero" - grew up just west in Bloomfield
- Father, Jared, and mother, Brooke, attend nearly ever home and away game
- Loves hunting and fishing, has gone before with head coach Jeff Mercer

#12 Hogan Denny

Fr. • C/OF • Mooresville, Ind.

- 2024 Indiana Gatorade State Player of the Year
- Recorded 12 strikeouts on the mound in the 2024 IHSAA State Title Game
- Won a little league title at Cooperstown when he was 12-years old

#13 Andrew Wiggins

So. • OF • Indianapolis, Ind.

- Father, Eric, is a Pastor; Mother, Camille, is an Attorney
- Minor in Music through the Jacobs School, fantastic saxophone player
- Played travel baseball with 2023 MLB Draft No. 3 Overall Pick - Max Clark

#14 Brayton Thomas

Fr. • LHP • Fort Wayne, Ind.

- Favorite MLB team is the Chicago Cubs - loves watching Shota Imanaga
- Very committed to his faith; attended Bishop Dwenger - a Catholic school
- Spends lots of time at the lake - avid rider of jet skis

#20 Korbyn Dickerson

R-So. • OF • Jeffersonville, Ind.

- Drafted by the Minnesota Twins - 20th Round of 2022 MLB Draft
- Grew up on Indiana side of border but attended Trinity (Ky.) High School
- Majoring in exercise science at Indiana

#23 Joey Brenczewski

R-So. • INF/OF • Fishers, Ind.

- Redshirted his initial season on campus
- Was a high school shortstop but has transitioned into outfielder/first base
- Both of his brothers - Caleb and Kiel - played college baseball

#24 Drew Buhr

Gr. • RHP • Austin, Ind.

- One of two players (DeMartino) in their sixth year of college baseball
- Graduated from Austin High School - enrollment under 500 kids
- One of three players (DeMartino, Seebold) at third different D1 program

#29 Ryan Kraft

Sr. • LHP • Mokena, Ill.

- Majoring in Secondary Education - both his parents are teachers
- One of three players (Holderfield, Pyne) left from his prep recruiting class
- Won Northwoods League Pitcher of the Year honors in 2024

#32 Cole Gilley

Gr. • RHP • Columbus, Ind.

- All three kids in his family have first names that begin with "C"
- Joins group of pitchers that have pitched against IU and transferred here
- Favorite MLB pitcher is Max Scherzer, favorite team is Cincinnati Reds

#34 Jake Hanley

Fr. • INF • Mason, Ohio

- Wears No. 34 because his dad was big Nolan Ryan fan growing up
- Father, Todd, pitched at the University of Toledo
- Led Mason High School to first state title in school history

#38 Jackson Yarberry

So. • RHP • Lake St. Louis, Mo.

- Longtime friend with fellow sophomore pitcher Seth Benes
- Played travel baseball with the UA STL Prospects
- Just third player in program history with a last name beginning with "Y"

#40 Gavin Seebold

R-Sr. • RHP • Jeffersonville, Ind.

- Very strong in faith, active member of the Fellowship of Christian Athletes
- An interesting note: Gavin Seebold is color blind
- Picked Indiana because the coaches "are bought in and care a ton"

#41 Deron Swanson

Sr. • LHP • Fort Wayne, Ind.

- Favorite MLB pitcher is fellow south paw Clayton Kershaw
- Father of a 5-year-old daughter, Sienna
- Recently got engaged to his girlfriend, Jazlyn, over Christmas break

#55 Aydan Decker-Petty

Jr. • RHP • New Castle, Ind.

- Effectively known as "ADP" by coaches and players
- Favorite baseball memories are learning the game from his grandfather
- Started playing at 4-years-old, kept playing and hasn't stopped

BIG MOMENTS IN 2025

Opponent (Date)	Big Moment
Northwestern (Feb. 24)	T.J. Schuyler's first career hit walks off Northwestern in Cary
Indiana State (March 11)	Will Moore's bunt leads to three runs on single, throwing error
Ohio State - 2 (March 14)	Hogan Denny delivers walk-off single in the bottom of the 10th
Evansville (March 18)	Tyler Cerny's diving catch keeps game-tying run off the board
-	-
-	-
-	-
-	-
-	-

2025 COMEBACKS

Opponent (Date)	Trailing (Inn.)	Final Score
Northwestern (Feb. 24)	0-2 (2nd)	W, 4-3
Mount St. Mary's (March 2)	2-5 (2nd)	W, 20-7 (7)
Ohio State - 1 (March 14)	0-2 (2nd)	W, 12-2 (8)
Ohio State - 2 (March 14)	3-7 (8th)	W, 8-7 (10)
-	-	-
-	-	-
-	-	-
-	-	-
-	-	-



# **Indiana Baseball** **Overall Statistics for Indiana (as of Mar 29, 2025)** **(All games Sorted by Batting avg)**



Record: 15-13 Home: 6-4 Away: 4-5 Neutral: 5-4 Big Ten: 6-6

Player	avg	gp-gs	ab	r	h	2b	3b	hr	rbi	tb	slg%	bb	hp	so	gdp	ob%	sf	sh	sb-att	po	a	e	fld%
34 Hanley, Jake	.398	28-28	113	28	45	7	0	6	28	70	.619	17	2	20	0	.481	1	1	1-1	200	11	0	1.000
5 Taylor, Devin	.375	28-28	112	34	42	6	2	10	33	82	.732	28	0	17	2	.496	1	0	4-7	42	2	2	.957
15 Malamazian, Coope	.364	27-18	66	17	24	11	0	3	22	44	.667	6	3	17	0	.434	1	1	1-2	15	36	2	.962
20 Dickerson, Korbyn	.355	28-28	124	36	44	5	2	13	46	92	.742	15	0	25	1	.424	0	1	2-2	66	1	2	.971
23 Brenczewski, Joey	.318	24-17	66	18	21	3	0	2	15	30	.455	12	8	20	0	.471	1	0	1-1	0	0	0	.000
8 Cerny, Tyler	.295	27-27	105	30	31	8	2	6	21	61	.581	8	10	20	1	.392	2	2	4-5	28	58	11	.887
9 Stadler, Jake	.293	22-15	58	14	17	3	1	1	8	25	.431	12	3	6	2	.438	0	2	0-0	140	10	3	.980
13 Wiggins, Andrew	.276	28-24	98	29	27	6	1	3	19	44	.449	25	8	24	0	.455	1	0	5-6	48	2	1	.980
11 Moore, Will	.265	19-15	49	10	13	1	0	0	6	14	.286	14	4	11	0	.463	0	4	2-2	12	25	2	.949
2 Oliver, Jasen	.147	20-18	68	6	10	2	1	1	12	17	.250	13	0	16	1	.280	1	1	1-2	30	39	4	.945
-----																							
37 Gilbert, Ryan	.500	2-0	2	1	1	0	0	1	2	4	2.000	0	0	0	0	.500	0	0	0-0	0	0	0	.000
6 Schuyler, T.J.	.294	19-15	51	10	15	2	0	1	11	20	.392	5	0	9	1	.357	0	1	0-0	102	11	2	.983
12 Denny, Hogan	.268	23-13	56	14	15	4	0	3	9	28	.500	5	4	14	1	.364	1	0	0-0	18	2	0	1.000
10 Pyne, Josh	.000	5-5	10	1	0	0	0	0	0	0	.000	1	0	3	0	.091	0	0	0-0	4	5	1	.900
3 DeMartino, Tyler	.000	4-1	4	0	0	0	0	0	1	0	.000	1	0	2	0	.200	0	0	0-1	0	0	0	.000
19 Decker, Cole	.000	15-0	2	7	0	0	0	0	0	0	.000	1	0	0	0	.333	0	0	0-0	1	0	0	1.000
43 Koskie, Caleb	.000	2-0	1	0	0	0	0	0	0	0	.000	0	0	0	0	.000	0	0	0-0	0	1	0	1.000
Totals	.310	28	985	255	305	58	9	50	233	531	.539	163	42	204	9	.425	9	13	21-29	717	222	34	.965
Opponents	.267	28	923	176	246	41	8	32	160	399	.432	127	37	242	12	.372	15	12	25-34	716	256	33	.967

LOB - Team (241), Opp (221). DPs turned - Team (17), Opp (19). IBB - Team (2), Taylor 2, Opp (1). Picked off - Moore, W. 1, Hanley 1, DeMartino 1.

## **(All games Sorted by Earned run avg)**

Player	era	w-l	app	gs	cg	sho	sv	ip	h	r	er	bb	so	2b	3b	hr	b/avg	wp	hp	bk	sfa	sha
32 Gilley, Cole	3.34	5-1	9	7	0	0/1	0	32.1	24	16	12	7	43	3	0	4	.194	4	2	0	0	1
40 Seebold, Gavin	7.52	1-3	9	4	0	0/0	1	32.1	39	29	27	17	24	5	1	5	.298	2	1	1	3	1
-----																						
21 Vogel, Jacob	0.00	0-0	2	0	0	0/0	0	1.0	0	0	0	0	0	0	0	0	.000	0	0	0	0	0
24 Buhr, Drew	2.29	0-1	7	0	0	0/0	2	19.2	15	6	5	6	15	3	0	0	.224	0	0	0	3	2
14 Thomas, Brayton	2.45	0-0	4	0	0	0/1	0	3.2	0	1	1	2	6	0	0	0	.000	0	3	0	0	0
17 Grable, Ben	4.38	3-1	8	5	0	0/0	0	24.2	26	13	12	12	25	5	0	3	.268	1	2	1	0	0
33 Telfer, Trey	4.70	0-1	8	0	0	0/1	0	7.2	9	4	4	5	5	2	0	1	.290	1	0	0	0	0
29 Kraft, Ryan	5.57	0-1	9	2	0	0/1	0	21.0	26	13	13	7	22	2	3	6	.302	0	1	0	0	2
30 Rushing, Ryan	5.62	0-0	7	0	0	0/1	0	8.0	7	5	5	5	12	0	0	0	.233	0	4	0	0	0
51 Haas, Pete	5.68	1-1	10	3	0	0/0	1	19.0	19	16	12	9	22	3	2	3	.257	2	1	0	2	0
16 Gubitosi, Anthony	5.79	1-0	8	0	0	0/0	0	14.0	7	10	9	16	8	1	0	1	.152	3	1	0	0	1
41 Swanson, Deron	6.43	1-1	3	3	0	0/0	0	7.0	8	5	5	4	12	2	0	1	.296	0	1	0	0	2
18 Holderfield, Grant	6.60	1-0	9	0	0	0/1	0	15.0	18	13	11	6	14	5	0	1	.295	2	5	1	4	0
44 Eldridge, Will	8.10	0-0	4	0	0	0/0	0	3.1	3	3	3	5	3	0	0	0	.250	1	3	0	0	0
55 Decker-Petty, Ayda	8.53	0-1	5	1	0	0/1	0	6.1	7	9	6	4	5	2	0	0	.280	2	3	0	1	0
38 Yarberry, Jackson	8.59	0-0	4	2	0	0/0	0	7.1	10	9	7	4	12	3	0	2	.333	0	3	0	0	1
28 Bohnert, Matthew	9.00	0-1	4	0	0	0/0	0	2.0	2	2	2	3	1	0	0	0	.250	0	0	0	0	0
31 Brummel, Henry	11.12	1-1	4	1	0	0/0	0	5.2	9	7	7	5	4	0	1	1	.409	0	4	0	1	1
26 Benes, Seth	14.29	1-0	8	0	0	0/0	0	5.2	11	9	9	6	6	4	1	3	.423	2	1	0	0	0
43 Koskie, Caleb	16.20	0-0	5	0	0	0/0	0	3.1	6	6	6	4	3	1	0	1	.429	1	2	0	1	1
Totals	5.87	15-13	28	28	0	1/1	4	239.0	246	176	156	127	242	41	8	32	.267	21	37	3	15	12
Opponents	8.48	13-15	28	28	0	1/1	5	238.2	305	255	225	163	204	58	9	50	.310	31	42	4	9	13

PB - Team (3), Schuyler 3, Opp (13). Pickoffs - Team (6), Kraft 3, Stadler, J. 1, Vogel 1, Schuyler 1, Opp (3). SBA/ATT - Stadler, J. (14-17), Schuyler (11-16), Haas, P. (6-6), Buhr (3-4), Seebold (3-4), Holderfield (4-4), Brummel (2-4), Grable (3-3), Kraft (2-3), Benes (1-2), Rushing (0-1), Gilley (1-1), Decker-Petty (0-1), Yarberry (0-1).



# **Indiana Baseball** **Overall Statistics for Indiana (as of Mar 29, 2025)** **(Last 5 Sorted by Batting avg)**



Record: 2-3 Home: 2-2 Away: 0-1 Big Ten: 1-3

Player	avg	gp-gs	ab	r	h	2b	3b	hr	rbi	tb	slg%	bb	hp	so	gdp	ob%	sf	sh	sb-att	po	a	e	fld%
34 Hanley, Jake	.476	5-5	21	8	10	2	0	3	9	21	1.000	2	0	2	0	.522	0	0	0-0	38	2	0	1.000
11 Moore, Will	.462	4-4	13	1	6	0	0	0	2	6	.462	3	0	5	0	.563	0	0	0-0	4	10	1	.933
8 Cerny, Tyler	.429	5-5	21	8	9	3	0	4	8	24	1.143	1	0	1	0	.455	0	0	1-1	8	9	1	.944
15 Malamazian, Coope	.400	5-5	20	4	8	3	0	1	10	14	.700	1	0	4	0	.429	0	0	0-0	4	9	1	.929
20 Dickerson, Korbyn	.333	5-5	21	5	7	2	0	2	8	15	.714	0	0	6	0	.333	0	1	0-0	12	0	1	.923
5 Taylor, Devin	.333	5-5	18	8	6	1	0	2	4	13	.722	5	0	1	0	.478	0	0	1-2	7	0	0	1.000
9 Stadler, Jake	.182	4-3	11	2	2	0	0	0	0	2	.182	2	0	1	1	.308	0	0	0-0	21	2	1	.958
13 Wiggins, Andrew	.143	5-5	21	4	3	2	0	1	2	8	.381	2	1	5	0	.250	0	0	1-1	13	0	0	1.000
-----																							
12 Denny, Hogan	.273	4-2	11	2	3	1	0	0	0	4	.364	0	1	2	0	.333	0	0	0-0	0	0	0	.000
6 Schuyler, T.J.	.200	3-3	10	1	2	0	0	0	1	2	.200	0	0	1	1	.200	0	0	0-0	15	2	0	1.000
23 Brenzewski, Joey	.200	3-2	5	2	1	0	0	0	0	1	.200	1	2	2	0	.500	0	0	0-0	0	0	0	.000
2 Oliver, Jasen	.000	1-1	2	0	0	0	0	0	0	0	.000	1	0	0	0	.333	0	0	0-0	3	4	1	.875
19 Decker, Cole	.000	3-0	1	1	0	0	0	0	0	0	.000	0	0	0	0	.000	0	0	0-0	0	0	0	.000
43 Koskie, Caleb	.000	2-0	1	0	0	0	0	0	0	0	.000	0	0	0	0	.000	0	0	0-0	0	0	0	.000
Totals	.324	5	176	46	57	14	0	13	44	110	.625	18	4	30	2	.399	0	1	3-4	126	40	7	.960
Opponents	.312	5	170	35	53	8	1	11	32	96	.565	27	5	36	2	.415	3	0	2-4	123	46	4	.977

LOB - Team (30), Opp (44). DPs turned - Team (6), Opp (4). IBB - Team (0), Opp (1). Picked off - Moore, W. 1.

## **(Last 5 Sorted by Earned run avg)**

Player	era	w-l	app	gs	cg	sho	sv	ip	h	r	er	bb	so	2b	3b	hr	b/avg	wp	hp	bk	sfa	sha
29 Kraft, Ryan	5.40	0-0	2	1	0	0/1	0	5.0	8	3	3	1	3	1	0	3	.381	0	0	0	0	0
40 Seebold, Gavin	7.00	0-1	2	0	0	0/0	0	9.0	13	8	7	5	3	1	0	2	.342	0	1	0	1	0
32 Gilley, Cole	7.50	2-0	2	2	0	0/1	0	6.0	9	5	5	2	10	2	0	2	.333	1	1	0	0	0
-----																						
18 Holderfield, Grant	0.00	0-0	2	0	0	0/1	0	3.2	3	1	0	1	6	0	0	0	.200	1	0	0	0	0
30 Rushing, Ryan	0.00	0-0	1	0	0	0/1	0	1.0	1	0	0	1	3	0	0	0	.250	0	0	0	0	0
14 Thomas, Brayton	0.00	0-0	1	0	0	0/1	0	1.0	0	0	0	1	0	0	0	0	.000	0	0	0	0	0
21 Vogel, Jacob	0.00	0-0	1	0	0	0/0	0	0.2	0	0	0	0	0	0	0	0	.000	0	0	0	0	0
55 Decker-Petty, Ayda	3.38	0-0	2	0	0	0/1	0	2.2	2	2	1	1	2	1	0	0	.250	0	2	0	1	0
17 Grable, Ben	6.00	0-0	1	1	0	0/0	0	3.0	3	2	2	3	4	0	0	1	.250	0	0	0	0	0
51 Haas, Pete	7.71	0-0	2	0	0	0/0	0	2.1	3	3	2	3	1	1	1	0	.333	0	0	0	1	0
16 Gubitosi, Anthony	8.31	0-0	2	0	0	0/0	0	4.1	3	4	4	6	2	0	0	1	.200	1	0	0	0	0
33 Telfer, Trey	11.57	0-1	2	0	0	0/1	0	2.1	5	3	3	1	2	1	0	1	.417	0	0	0	0	0
41 Swanson, Deron	27.00	0-1	1	1	0	0/0	0	0.2	2	2	2	1	0	1	0	0	.500	0	1	0	0	0
43 Koskie, Caleb	54.00	0-0	2	0	0	0/0	0	0.1	1	2	2	1	0	0	0	1	.500	0	0	0	0	0
Totals	6.64	2-3	5	5	0	1/1	0	42.0	53	35	31	27	36	8	1	11	.312	3	5	0	3	0
Opponents	9.44	3-2	5	5	0	0/0	2	41.0	57	46	43	18	30	14	0	13	.324	5	4	1	0	1

PB - Team (1), Schuyler 1, Opp (1). Pickoffs - Team (2), Vogel 1, Kraft 1, Opp (1). SBA/ATT - Stadler, J. (2-3), Haas, P. (2-2), Seebold (0-1), Decker-Petty (0-1), Schuyler (0-1).





**Indiana Baseball**  
**Overall Statistics for Indiana (as of Mar 29, 2025)**  
**(Last 10 Sorted by Batting avg)**



Record: 6-4 Home: 5-2 Away: 1-2 Big Ten: 4-4

Player	avg	gp-gs	ab	r	h	2b	3b	hr	rbi	tb	slg%	bb	hp	so	gdp	ob%	sf	sh	sb-att	po	a	e	fld%
11 Moore, Will	.400	8-6	20	2	8	0	0	0	2	8	.400	4	1	5	0	.520	0	0	2-2	6	12	1	.947
5 Taylor, Devin	.378	10-10	37	14	14	2	0	4	12	28	.757	9	0	5	0	.500	0	0	3-4	12	1	0	1.000
34 Hanley, Jake	.375	10-10	40	10	15	2	0	4	12	29	.725	4	0	5	0	.432	0	0	0-0	74	4	0	1.000
8 Cerny, Tyler	.359	10-10	39	15	14	5	0	5	10	34	.872	2	1	4	0	.405	0	1	2-2	17	18	4	.897
15 Malamazian, Coope	.351	10-10	37	10	13	5	0	3	16	27	.730	3	1	10	0	.415	0	1	0-0	7	14	1	.955
20 Dickerson, Korbyn	.256	10-10	43	7	11	2	0	4	14	25	.581	1	0	13	1	.273	0	1	1-1	27	1	1	.966
9 Stadler, Jake	.200	9-7	25	5	5	1	0	0	1	6	.240	5	1	2	1	.355	0	0	0-0	47	3	1	.980
13 Wiggins, Andrew	.143	10-10	42	10	6	3	1	1	6	14	.333	5	2	11	0	.265	0	0	1-1	21	1	0	1.000
-----																							
12 Denny, Hogan	.333	9-5	21	4	7	2	0	1	4	12	.571	0	3	6	0	.417	0	0	0-0	1	0	0	1.000
6 Schuyler, T.J.	.167	5-5	18	2	3	0	0	0	1	3	.167	0	0	2	1	.167	0	0	0-0	35	4	0	1.000
23 Brenczewski, Joey	.154	7-4	13	3	2	0	0	0	0	2	.154	2	3	5	0	.389	0	0	0-0	0	0	0	.000
2 Oliver, Jasen	.143	4-3	7	0	1	0	1	0	0	3	.429	2	0	2	0	.333	0	0	0-0	5	14	2	.905
19 Decker, Cole	.000	6-0	1	2	0	0	0	0	0	0	.000	0	0	0	0	.000	0	0	0-0	0	0	0	.000
43 Koskie, Caleb	.000	2-0	1	0	0	0	0	0	0	0	.000	0	0	0	0	.000	0	0	0-0	0	0	0	.000
Totals	.288	10	344	84	99	22	2	22	78	191	.555	37	12	70	3	.377	0	3	9-10	255	79	11	.968
Opponents	.278	10	335	57	93	17	3	16	53	164	.490	42	10	84	6	.371	4	0	6-9	246	92	15	.958

LOB - Team (66), Opp (79). DPs turned - Team (10), Opp (8). IBB - Team (0), Opp (1). Picked off - Moore, W. 1.

**(Last 10 Sorted by Earned run avg)**

Player	era	w-l	app	gs	cg	sho	sv	ip	h	r	er	bb	so	2b	3b	hr	b/avg	wp	hp	bks	sfa	sha
32 Gilley, Cole	3.68	4-0	5	3	0	0/1	0	14.2	11	6	6	2	22	2	0	3	.196	1	1	0	0	0
29 Kraft, Ryan	3.77	0-0	5	2	0	0/1	0	14.1	14	6	6	3	12	2	2	4	.250	0	1	0	0	0
40 Seebold, Gavin	6.35	0-1	3	0	0	0/0	0	11.1	17	9	8	6	5	2	0	2	.347	1	1	0	1	0
17 Grable, Ben	6.39	0-1	3	3	0	0/0	0	12.2	18	10	9	8	12	3	0	3	.340	0	2	0	0	0
-----																						
14 Thomas, Brayton	0.00	0-0	1	0	0	0/1	0	1.0	0	0	0	1	0	0	0	0	.000	0	0	0	0	0
30 Rushing, Ryan	0.00	0-0	1	0	0	0/1	0	1.0	1	0	0	1	3	0	0	0	.250	0	0	0	0	0
21 Vogel, Jacob	0.00	0-0	1	0	0	0/0	0	0.2	0	0	0	0	0	0	0	0	.000	0	0	0	0	0
55 Decker-Petty, Ayda	3.38	0-0	2	0	0	0/1	0	2.2	2	2	1	1	2	1	0	0	.250	0	2	0	1	0
18 Holderfield, Grant	4.00	1-0	5	0	0	0/1	0	9.0	8	5	4	3	11	2	0	0	.235	2	2	1	1	0
51 Haas, Pete	4.15	0-0	3	0	0	0/0	1	4.1	4	3	2	3	5	1	1	0	.250	0	0	0	1	0
33 Telfer, Trey	7.71	0-1	5	0	0	0/1	0	4.2	7	4	4	3	3	2	0	1	.350	0	0	0	0	0
16 Gubitosi, Anthony	8.31	0-0	2	0	0	0/0	0	4.1	3	4	4	6	2	0	0	1	.200	1	0	0	0	0
41 Swanson, Deron	9.00	1-1	2	2	0	0/0	0	4.0	5	4	4	3	7	1	0	1	.294	0	1	0	0	0
43 Koskie, Caleb	54.00	0-0	2	0	0	0/0	0	0.1	1	2	2	1	0	0	0	1	.500	0	0	0	0	0
26 Benes, Seth	99.00	0-0	1	0	0	0/0	0	0.0	2	2	2	1	0	1	0	0	1.000	1	0	0	0	0
Totals	5.51	6-4	10	10	0	1/1	1	85.0	93	57	52	42	84	17	3	16	.278	6	10	1	4	0
Opponents	7.79	4-6	10	10	0	0/0	3	82.0	99	84	71	37	70	22	2	22	.288	12	12	3	0	3

PB - Team (2), Schuyler 2, Opp (3). Pickoffs - Team (4), Kraft 3, Vogel 1, Opp (1). SBA/ATT - Stadler, J. (5-6), Haas, P. (3-3), Schuyler (1-2), Grable (2-2), Holderfield (1-1), Decker-Petty (0-1), Seebold (0-1), Kraft (0-1).



# **Indiana Baseball** **Conference statistics for Indiana (as of Mar 29, 2025)** **(Big Ten games only Sorted by Batting avg)**



Record: 6-6 Home: 4-2 Away: 2-4 Big Ten: 6-6

Player	avg	gp-gs	ab	r	h	2b	3b	hr	rbi	tb	slg%	bb	hp	so	gdp	ob%	sf	sh	sb-att	po	a	e	fld%
34 Hanley, Jake	.420	12-12	50	15	21	4	0	5	15	40	.800	5	1	7	0	.482	0	0	0-0	82	5	0	1.000
5 Taylor, Devin	.370	12-12	46	17	17	1	0	3	10	27	.587	13	0	8	1	.508	0	0	2-3	21	1	2	.917
9 Stadler, Jake	.333	12-9	36	9	12	2	0	1	7	17	.472	5	1	2	2	.429	0	0	0-0	64	4	1	.986
8 Cerny, Tyler	.327	12-12	49	12	16	5	0	4	13	33	.673	3	1	6	0	.377	0	1	1-2	16	21	4	.902
15 Malamazian, Coope	.311	12-12	45	11	14	9	0	1	14	26	.578	3	3	12	0	.385	1	1	1-1	8	19	1	.964
11 Moore, Will	.292	8-7	24	4	7	0	0	0	3	7	.292	5	1	6	0	.433	0	0	2-2	3	8	1	.917
13 Wiggins, Andrew	.275	12-12	51	15	14	4	1	2	9	26	.510	6	5	13	0	.403	0	0	1-1	27	1	1	.966
20 Dickerson, Korbyn	.259	12-12	54	11	14	2	1	6	19	36	.667	4	0	16	1	.310	0	1	0-0	37	0	2	.949
-----																							
12 Denny, Hogan	.364	10-4	22	5	8	2	0	2	7	16	.727	1	1	5	0	.400	1	0	0-0	1	1	0	1.000
6 Schuyler, T.J.	.333	6-5	18	3	6	1	0	1	1	10	.556	0	0	4	1	.333	0	0	0-0	29	3	0	1.000
23 Brenzewski, Joey	.217	10-6	23	4	5	1	0	0	5	6	.261	1	3	10	0	.333	0	0	0-0	0	0	0	.000
2 Oliver, Jasen	.071	6-5	14	0	1	0	1	0	0	3	.214	3	0	5	0	.235	0	1	0-0	11	17	2	.933
43 Koskie, Caleb	.000	1-0	1	0	0	0	0	0	0	0	.000	0	0	0	0	.000	0	0	0-0	0	0	0	.000
19 Decker, Cole	.000	6-0	0	2	0	0	0	0	0	0	.000	0	0	0	0	.000	0	0	0-0	0	0	0	.000
Totals	.312	12	433	108	135	31	3	25	103	247	.570	49	16	94	5	.400	2	4	7-9	303	86	16	.960
Opponents	.286	12	406	86	116	24	2	21	80	207	.510	53	12	94	7	.379	7	1	8-11	305	98	13	.969

LOB - Team (91), Opp (90). DPs turned - Team (10), Opp (6). IBB - Team (0), Opp (1). Picked off - Moore, W. 1.

## **(Big Ten games only Sorted by Earned run avg)**

Player	era	w-l	app	gs	cg	sho	sv	ip	h	r	er	bb	so	2b	3b	hr	b/avg	wp	hp	bks	sfa	sha
32 Gilley, Cole	3.38	3-0	4	2	0	0/0	0	16.0	14	8	6	2	22	2	0	3	.222	2	2	0	0	0
29 Kraft, Ryan	4.40	0-0	4	2	0	0/0	0	14.1	15	7	7	3	12	2	1	6	.259	0	0	0	0	0
17 Grable, Ben	5.09	1-1	4	4	0	0/0	0	17.2	21	11	10	9	16	4	0	3	.296	0	2	0	0	0
40 Seebold, Gavin	9.00	0-2	5	1	0	0/0	0	17.0	26	18	17	10	7	4	0	4	.351	1	1	1	1	0
-----																						
14 Thomas, Brayton	0.00	0-0	1	0	0	0/0	0	1.1	0	0	0	0	3	0	0	0	.000	0	0	0	0	0
21 Vogel, Jacob	0.00	0-0	1	0	0	0/0	0	0.2	0	0	0	0	0	0	0	0	.000	0	0	0	0	0
28 Bohnert, Matthew	0.00	0-0	1	0	0	0/0	0	0.1	0	0	0	0	0	0	0	0	.000	0	0	0	0	0
18 Holderfield, Grant	4.50	0-0	3	0	0	0/0	0	6.0	6	4	3	1	10	2	0	0	.240	2	2	1	0	0
24 Buhr, Drew	4.76	0-1	2	0	0	0/0	0	5.2	5	4	3	4	5	2	0	0	.294	0	0	0	3	1
55 Decker-Petty, Ayda	5.40	0-0	1	0	0	0/0	0	1.2	2	2	1	0	1	1	0	0	.333	0	2	0	1	0
51 Haas, Pete	5.68	0-0	4	1	0	0/0	0	6.1	7	8	4	4	6	2	1	1	.259	0	0	0	1	0
41 Swanson, Deron	9.00	1-1	2	2	0	0/0	0	4.0	5	4	4	3	7	1	0	1	.294	0	1	0	0	0
16 Gubitosi, Anthony	10.50	1-0	4	0	0	0/0	0	6.0	4	7	7	11	2	0	0	1	.200	1	0	0	0	0
33 Telfer, Trey	13.50	0-1	3	0	0	0/0	0	2.2	6	4	4	2	2	2	0	1	.429	0	0	0	0	0
43 Koskie, Caleb	27.00	0-0	3	0	0	0/0	0	1.1	2	4	4	2	1	0	0	1	.400	1	1	0	1	0
30 Rushing, Ryan	99.00	0-0	1	0	0	0/0	0	0.0	1	4	4	2	0	0	0	0	1.000	0	1	0	0	0
26 Benes, Seth	99.00	0-0	1	0	0	0/0	0	0.0	2	1	1	0	0	2	0	0	1.000	0	0	0	0	0
Totals	6.68	6-6	12	12	0	0/0	0	101.0	116	86	75	53	94	24	2	21	.286	7	12	2	7	1
Opponents	8.76	6-6	12	12	0	0/0	3	101.2	135	108	99	49	94	31	3	25	.312	16	16	3	2	4

PB - Team (2), Schuyler 2, Opp (4). Pickoffs - Team (3), Schuyler 1, Kraft 1, Vogel 1, Opp (1). SBA/ATT - Stadler, J. (5-7), Haas, P. (3-3), Schuyler (3-3), Grable (2-2), Seebold (1-2), Buhr (0-1), Holderfield (1-1), Benes (1-1), Kraft (0-1).

**Indiana Baseball**  
**Team Game-by-Game for Indiana (as of Mar 29, 2025)**  
**Batting (All games)**

Date	Opponent	ab	r	h	rbi	2b	3b	hr	tb	bb	ibb	sb	cs	hbp	sac	sf	gdp	k	po	a	e	lob	avg
Feb 14	vs UNLV	33	2	9	1	1	0	0	10	2	0	0	0	2	0	0	2	11	24	7	1	8	.273
Feb 15	vs Xavier	35	6	8	6	0	0	2	14	11	1	0	1	2	0	1	0	8	30	6	4	13	.250
Feb 16	vs Oregon State	27	0	1	0	0	0	0	1	4	0	0	1	1	0	0	0	7	24	6	2	5	.189
Feb 17	vs UNLV	38	12	10	11	1	1	2	19	13	1	0	0	0	1	0	1	14	30	10	0	10	.211
Feb 22	vs Fordham	37	15	12	12	1	1	1	18	14	0	2	1	5	2	0	0	10	27	9	1	16	.235
Feb 23	vs Harvard	33	14	11	12	1	1	2	20	12	0	2	0	4	1	2	0	5	27	6	2	11	.251
Feb 24	vs Northwestern	35	4	12	4	2	0	0	14	5	0	0	0	0	1	0	0	7	27	11	0	13	.265
Feb 26	XAVIER	35	4	11	4	2	0	2	19	4	0	0	1	0	0	0	0	8	27	7	3	8	.271
Feb 28	vs The Mount	40	18	18	18	2	1	6	40	7	0	2	1	3	1	0	0	7	24	5	0	9	.294
Feb 28	at Stetson	38	8	11	6	1	0	0	12	5	0	1	0	1	0	1	1	6	27	10	1	10	.293
Mar 01	at Stetson	31	4	5	4	1	0	2	12	1	0	0	0	0	0	1	0	8	24	11	2	2	.283
Mar 02	vs The Mount	33	20	18	17	4	1	1	27	11	0	3	1	5	1	1	0	4	21	10	1	13	.304
Mar 04	NORTHERN KENT	41	11	14	10	4	0	1	21	10	0	0	0	0	1	0	0	2	27	13	0	14	.307
*Mar 07	at Penn State	37	9	11	9	4	0	3	24	8	0	2	0	2	0	0	1	14	24	4	1	11	.306
*Mar 07	at Penn State	44	17	22	17	7	0	2	35	7	0	0	0	3	0	1	1	5	24	8	2	14	.322
*Mar 09	at Penn State	36	6	11	6	2	0	0	13	5	0	0	1	0	0	0	0	5	24	6	3	8	.321
Mar 11	at Indiana State	33	9	8	6	1	1	0	11	6	0	0	0	1	1	1	0	7	27	7	0	6	.317
*Mar 14	OHIO STATE	35	12	14	12	2	1	4	30	1	0	0	0	1	1	1	0	6	24	7	0	4	.321
*Mar 14	OHIO STATE	38	8	9	8	2	1	1	16	3	0	0	0	4	0	0	0	6	30	5	0	10	.317
*Mar 16	OHIO STATE	30	14	10	12	2	0	2	18	7	0	3	0	2	0	0	0	8	21	4	0	7	.317
Mar 18	EVANSVILLE	31	7	7	6	2	0	2	15	5	0	3	0	1	0	0	0	6	27	6	1	6	.314
*Mar 21	at UCLA	33	5	7	5	1	1	3	19	2	0	0	0	0	2	0	0	10	27	10	2	5	.309
*Mar 22	at UCLA	36	4	9	3	1	0	1	13	2	0	0	0	1	0	0	1	10	24	14	1	8	.307
*Mar 23	at UCLA	32	3	6	3	2	0	1	11	3	0	0	0	1	0	0	2	5	24	7	2	6	.302
Mar 25	BELLARMINE	32	13	15	13	4	0	4	31	4	0	1	0	1	0	0	0	0	21	12	0	6	.308
*Mar 28	USC	36	5	10	4	2	0	2	18	4	0	1	0	0	0	0	0	10	27	12	1	8	.307
*Mar 28	USC	38	13	15	12	5	0	2	26	2	0	1	0	2	1	0	0	8	27	4	1	6	.310
*Mar 29	USC	38	12	11	12	1	0	4	24	5	0	0	1	0	0	0	0	7	27	5	3	4	.310
Totals		985	255	305	233	58	9	50	531	163	2	21	8	42	13	9	9	204	717	222	34	241	.310

## 2025 INDIANA BASEBALL STATS - GAME-BY-GAME (PITCHING)

Indiana Baseball  
Team Game-by-Game for Indiana (as of Mar 29, 2025)  
Pitching (All games)

Date	Opponent	ip	h	r	er	bb	so	2b	3b	hr	wp	bk	hbp	dp	ibb	score	w-l	sv	era
Feb 14	vs UNLV	8.0	7	4	4	1	8	1	0	1	0	0	0	0	0	2-4	0-1	0	4.50
Feb 15	vs Xavier	10.0	10	8	6	3	21	2	0	0	1	1	2	0	0	6-8	0-2	0	5.00
Feb 16	vs Oregon State	8.0	11	6	6	5	5	0	0	1	1	0	1	2	0	0-6	0-3	0	5.54
Feb 17	vs UNLV	10.0	14	13	13	6	5	2	1	1	1	0	2	0	0	12-13	0-4	0	7.25
Feb 22	vs Fordham	9.0	5	2	1	3	12	0	0	0	1	0	0	0	0	15-2	1-4	0	6.00
Feb 23	vs Harvard	9.0	6	4	4	4	13	0	0	2	0	0	0	0	0	14-4	2-4	0	5.67
Feb 24	vs Northwestern	9.0	6	3	3	3	6	1	1	0	0	0	1	0	0	4-3	3-4	0	5.29
Feb 26	XAVIER	9.0	7	8	4	3	10	2	0	2	2	0	5	0	0	4-8	3-5	0	5.12
Feb 28	vs The Mount	8.0	10	5	5	8	9	0	0	0	1	0	3	0	0	18-5	4-5	0	5.18
Feb 28	at Stetson	9.0	6	1	1	4	8	1	0	0	2	0	0	1	0	8-1	5-5	1	4.75
Mar 01	at Stetson	8.0	8	8	7	8	5	1	0	0	3	0	1	1	0	4-8	5-6	1	5.01
Mar 02	vs The Mount	7.0	8	7	6	4	8	2	0	1	0	0	3	1	0	20-7	6-6	2	5.19
Mar 04	NORTHERN KENT	9.0	16	13	13	8	8	3	2	2	1	0	3	0	0	11-13	6-7	2	5.81
*Mar 07	at Penn State	8.0	13	15	15	6	9	2	0	4	0	1	1	1	0	9-15	6-8	2	6.55
*Mar 07	at Penn State	8.0	6	6	3	2	8	2	0	0	1	0	1	0	0	17-6	7-8	2	6.35
*Mar 09	at Penn State	8.0	7	10	7	8	4	2	0	0	1	0	1	0	0	6-10	7-9	2	6.44
Mar 11	at Indiana State	9.0	7	4	4	5	13	1	1	1	0	0	3	0	0	9-4	8-9	3	6.29
*Mar 14	OHIO STATE	8.0	6	2	2	4	6	2	0	1	0	0	0	1	0	12-2	9-9	3	6.08
*Mar 14	OHIO STATE	10.0	11	7	7	4	14	2	1	2	0	0	0	0	0	8-7	10-9	3	6.09
*Mar 16	OHIO STATE	7.0	7	3	3	3	12	1	0	1	2	0	1	0	0	14-3	11-9	3	6.00
Mar 18	EVANSVILLE	9.0	6	4	4	3	10	1	1	0	1	0	1	0	0	7-4	12-9	4	5.90
*Mar 21	at UCLA	9.0	4	1	1	2	8	1	0	1	0	0	0	1	0	5-1	13-9	4	5.67
*Mar 22	at UCLA	8.0	12	7	6	3	4	4	0	1	0	1	3	3	0	4-7	13-10	4	5.71
*Mar 23	at UCLA	8.0	10	6	4	7	1	1	1	0	1	0	2	2	1	3-6	13-11	4	5.66
Mar 25	BELLARMINE	7.0	3	0	0	6	7	0	0	0	0	0	0	2	0	13-0	14-11	4	5.48
*Mar 28	USC	9.0	16	10	10	2	4	2	0	5	0	0	0	1	0	5-10	14-12	4	5.66
*Mar 28	USC	9.0	13	6	5	4	16	3	0	2	2	0	1	0	0	13-6	15-12	4	5.63
*Mar 29	USC	9.0	11	13	12	8	8	2	0	4	0	0	2	1	0	12-13	15-13	4	5.87
Totals		239.0	246	176	156	127	242	41	8	32	21	3	37	17	1	255-176	15-13	4	5.87



## HOW IT WAS WON

(\* - Walk-off hit)

Below is a chart representing how the eventual game-winning run was recorded for Indiana in 2025.

Gm	Opponent	Final	Player	Inn.	Outs	Play	Score at Time
1	UNLV	L, 2-4	--	-	-	-	--
2	Xavier	L, 6-8 (10)	--	-	-	-	--
3	Oregon State	L, 0-6	--	-	-	-	--
4	UNLV	L, 12-13 (10)	--	-	-	-	--
5	Fordham	W, 15-2	Wiggins, Andrew	3	2	Fielding Error (CF)	2-2
6	Harvard	W, 14-4	Brenczewski, Joey	2	2	RBI Single	0-0
7	Northwestern	W, 4-3	Schuyler, T.J.	9	0	RBI Single	3-3
8	Xavier	L, 4-8	--	-	-	-	--
9	Mount St. Mary's	W, 18-5 (8)	Dickerson, Korbyn	5	0	Solo Home Run	5-5
10	Stetson	W, 8-1	Hanley, Jake	2	0	RBI Single	8-1
11	Stetson	L, 4-8	--	-	-	-	-
12	Mount St. Mary's	W, 20-7 (7)	Cerny, Tyler	4	0	RBI Triple	7-7
13	Northern Kentucky	L, 11-13	--	-	-	-	-
14	Penn State	L, 9-15	--	-	-	-	-
15	Penn State	W, 17-6 (8)	Dickerson, Korbyn	1	0	RBI Groundout	0-0
16	Penn State	L, 6-10	--	-	-	-	-
17	Indiana State	W, 9-4	Stadler, Jake	6	2	RBI Double	2-2
18	Ohio State	W, 12-2 (8)	Stadler, Jake	3	1	Two-Run Double	1-2
19	Ohio State	W, 8-7 (10)	Denny, Hogan	10	0	RBI Single	7-7
20	Ohio State	W, 14-3 (7)	Hanley, Jake	1	2	Throwing Error (3B)	0-0
21	Evansville	W, 7-4	Taylor, Devin	3	2	Fielding Error (SS)	0-0
22	UCLA	W, 5-1	Taylor, Devin	1	0	Two-Run Home Run	0-0
23	UCLA	L, 4-7	--	-	-	-	-
24	UCLA	L, 3-6	--	-	-	-	-
25	Bellarmine	W, 13-0 (7)	Dickerson, Korbyn	1	1	RBI Double	0-0
26	USC	L, 5-10	--	-	-	-	-
27	USC	W, 13-6	Hanley, Jake	2	2	Two-Run Double	2-2
28	USC	L, 12-13	--	-	-	-	-
29	Louisville						
30	Michigan State						
31	Michigan State						
32	Michigan State						
33	Ball State						
34	Illinois						
35	Illinois						
36	Illinois						
37	Indiana State						
38	Maryland						
39	Maryland						
40	Maryland						
41	Ball State						
42	Iowa						
43	Iowa						
44	Iowa						
45	Evansville						
46	Abilene Christian						
47	Abilene Christian						
48	Abilene Christian						
49	Purdue						
50	Purdue						
51	Purdue						
52	Cincinnati						
53	Michigan						
54	Michigan						
55	Michigan						

## INDIANA WHEN...

	'23	'24	'25
Overall	43-20	33-26-1	15-13
vs. Top-10 Teams	1-1	0-2	0-1
vs. Top-25 Teams	2-3	4-4	0-1
Non-Conference	25-10	15-13-1	9-7
Big Ten	16-8	15-9	6-6
At Home	26-4	17-11	6-4
On the Road	14-12	11-9-1	4-5
At Neutral Sites	3-3	5-6	5-4
In Day Games	33-12	23-14-1	8-10
In Night Games	10-8	10-12	8-2
vs. Teams .500 Or Better	24-16	23-17-1	7-9
vs. Teams Worse Than .500	20-3	10-8	8-3
vs. Left-Handed Starter	15-3	8-8	1-6
vs. Right-Handed Starter	28-17	25-18-1	14-7
When Starter Receives Decision	19-16	24-17	10-7
When Reliever Receives Decision	26-6	9-9	5-6
When Starter Goes 5+ Innings	11-7	9-19	4-5
When Starter Goes <5 Innings	34-15	24-7-1	11-8
When Scoring First	27-7	21-9	11-5
When Opponent Scores First	16-13	12-17-1	4-8
When Leading After 6 Innings	35-1	28-1	13-2
When Trailing After 6 Innings	3-16	4-21-1	2-11
When Tied After 6 Innings	5-3	1-4	0-0
When Leading After 8 Innings	40-0	29-0	11-1
When Trailing After 8 Innings	1-19	3-22-1	0-11
When Tied After 8 Innings	2-0	0-3	1-1
In One-Run Games	9-1	2-3	2-2
In Two-Run Games	11-4	2-2	0-3
In 5+ Run Games	16-12	26-18	12-4
Weekend Series W-L-T	9-4-0	8-3-1	1-3
Series Sweeps/Times Swept	6/1	2/-	1/-
Scoring 0-2 Runs	1-10	0-10	0-1
Scoring 3-5 Runs	12-5	1-10	2-5
Scoring 6-9 Runs	12-5	10-5-1	4-3
Scoring 10+ Runs	18-0	22-1	9-3
Shutouts/Times Shut Out	2/1	0/1	1/1
In Extra Innings	3-0	0-1-1	1-2
Opponent Scores 5 Runs Or Less	31-4	21-5	11-1
Opponent Scores 6 Runs Or More	12-16	12-21	4-12
Out-Hitting Opponent	33-3	31-3	14-3
Out-Hit by Opponent	8-15	1-23-1	1-9
Hits Are Equal	2-2	1-0	0-1
Hitting A Home Run	29-8	29-11	12-10
Opponent Hits A Home Run	23-15	20-17	9-9
Errorless	16-8	13-6	7-2
Committing One Error	18-4	9-10	5-4
Committing 2+ Errors	10-8	11-10-1	3-7
Opponent is Errorless	13-11	11-9	4-7
Opponent Commits One Error	13-8	13-11-1	4-3
Opponent Commits 2+ Errors	17-1	9-6	6-3
Game 1 of Weekend	6-8	6-9	4-3
Game 2 of Weekend	10-4	12-3	5-2
Game 3 of Weekend	12-2	9-6	2-5
Monday	0-1	--	1-1
Tuesday	9-2	4-4	3-1
Wednesday	4-0	1-1-1	0-1
Thursday	2-2	2-2	-
Friday	6-8	7-6	7-3
Saturday	11-4	11-6	1-4
Sunday	11-3	8-7	3-3

## CAREER GAME-WINNING PLAYS

WO = Walk-off game-winning play

	'22	'23	'24	'25	WO	Career		'22	'23	'24	'25	WO	Career
Cerny, Tyler	--	7	4	1	--	12	Dickerson, Korbyn	--	--	--	3	--	3
Oliver, Jasen	--	--	2	--	--	2	Schuyler, T.J.	--	--	--	1	1	1
Pyne, Josh	6	2	2	--	1	10	Hanley, Jake	--	--	--	3	--	3
Taylor, Devin	--	5	4	2	--	11	Stadler, Jake	--	--	--	2	--	2
Brenczewski, Joey	--	--	3	1	--	4	Denny, Hogan	--	--	--	1	1	1
Wiggins, Andrew	--	--	1	1	--	2							

\*at Indiana only

## 2025 GAME RESULTS

2025 Record: 15-13 {Home: 6-4; Road 4-5; Big Ten: 6-6; Neutral: 5-4}

Date	Opponent	Score	Innings	Overall	Big Ten	Pitcher of Record	Att.	Time
2/14	UNLV	L, 2-4	9	0-1	0-0	Seebold (L, 0-1)	375	2:29
2/15	Xavier	L, 6-8	10	0-2	0-0	Kraft (L, 0-1)	.354	3:42
2/16	Oregon State	L, 0-6	9	0-3	0-0	Haas (L, 0-1)	3498	2:35
2/17	UNLV	L, 12-13	10	0-4	0-0	Bohnert (L, 0-1)	307	4:05
2/22	Fordham	W, 15-2	9	1-4	0-0	Seebold (W, 1-1)	233	3:32
2/23	Harvard	W, 14-4	9	2-4	0-0	Gilley (W, 1-0)	193	3:12
2/24	Northwestern	W, 4-3	9	3-4	0-0	Grable (W, 1-0)	97	2:48
2/26	Xavier	L, 4-8	9	3-5	0-0	Decker-Petty (L, 0-1)	973	3:10
2/28	Mount St. Mary's	W, 18-5	8	4-5	0-0	Brummel (W, 1-0)	210	3:40
2/28	Stetson	W, 8-1	9	5-5	0-0	Grable (W, 2-0)	1152	3:30
3/1	Stetson	L, 4-8	9	5-6	0-0	Gilley (L, 1-1)	598	2:42
3/2	Mount St. Mary's	W, 20-7	7	6-6	0-0	Benes (W, 1-0)	309	3:30
3/4	Northern Kentucky	L, 11-13	9	6-7	0-0	Brummel (L, 1-1)	1037	4:05
3/7	Penn State	L, 9-15	9	6-8	0-1	Seebold (L, 1-2)	-	3:18
3/7	Penn State	W, 17-6	8	7-8	1-1	Grable (W, 3-0)	680	3:09
3/9	Penn State	L, 6-10	9	7-9	1-2	Buhr (L, 0-1)	638	3:17
3/11	Indiana State	W, 9-4	9	8-9	1-2	Haas (W, 1-1)	783	3:14
3/14	Ohio State	W, 12-2	8	9-9	2-2	Gubitosi (W, 1-0)	1037	2:25
3/14	Ohio State	W, 8-7	10	10-9	3-2	Gilley (W, 2-1)	1573	3:26
3/16	Ohio State	W, 14-3	7	11-9	4-2	Swanson (W, 1-0)	1079	2:42
3/18	Evansville	W, 7-4	9	12-9	4-2	Holderfield (W, 1-0)	1349	2:47
3/21	UCLA	W, 5-1	9	13-9	5-2	Gilley (W, 3-1)	517	2:32
3/22	UCLA	L, 4-7	9	13-10	5-3	Grable (L, 3-1)	573	3:01
3/23	UCLA	L, 3-6	9	13-11	5-4	Swanson (L, 1-1)	747	3:19
3/25	Bellarmine	W, 13-0	7	14-11	5-4	Gilley (W, 4-1)	1113	2:11
3/28	USC	L, 5-10	9	14-12	5-5	Seebold (L, 1-3)	1217	2:46
3/28	USC	W, 13-6	9	15-12	6-5	Gilley (W, 5-1)	1876	3:25
3/29	USC	L, 12-13	9	15-13	6-6	Telfer (L, 0-1)	1987	3:32
4/1	Louisville	-	-	-	-	-	-	-
4/4	Michigan State	-	-	-	-	-	-	-
4/5	Michigan State	-	-	-	-	-	-	-
4/6	Michigan State	-	-	-	-	-	-	-
4/8	Ball State	-	-	-	-	-	-	-
4/11	Illinois	-	-	-	-	-	-	-
4/12	Illinois	-	-	-	-	-	-	-
4/13	Illinois	-	-	-	-	-	-	-
4/15	Indiana State	-	-	-	-	-	-	-
4/18	Maryland	-	-	-	-	-	-	-
4/19	Maryland	-	-	-	-	-	-	-
4/20	Maryland	-	-	-	-	-	-	-
4/23	Ball State	-	-	-	-	-	-	-
4/25	Iowa	-	-	-	-	-	-	-
4/26	Iowa	-	-	-	-	-	-	-
4/27	Iowa	-	-	-	-	-	-	-
4/29	Evansville	-	-	-	-	-	-	-
5/2	Abilene Christian	-	-	-	-	-	-	-
5/3	Abilene Christian	-	-	-	-	-	-	-
5/4	Abilene Christian	-	-	-	-	-	-	-
5/9	Purdue	-	-	-	-	-	-	-
5/10	Purdue	-	-	-	-	-	-	-
5/11	Purdue	-	-	-	-	-	-	-
5/13	Cincinnati	-	-	-	-	-	-	-
5/15	Michigan	-	-	-	-	-	-	-
5/16	Michigan	-	-	-	-	-	-	-
5/17	Michigan	-	-	-	-	-	-	-



IU's traditional all grey uniforms; often worn on Friday nights in road contests

### UNIFORM TRACKER

Jerseys	W-L
White Hoosiers	3-3
Grey Hoosiers	3-2
Grey Pinstripes	1-3
Red Script	5-2
White Pinstripes	0-1
Cream Indiana	0-1
Gold Edition	1-1
Grey Candystripes	1-0
Pink Camo	1-0

## LINEUP NOTES

### GAME-BY GAME OFFENSIVE STARTERS

Date	Opponent	1	2	3	4	5	6	7	8	9
2/14	UNLV	Taylor	Denny	Cerny	Oliver	Stadler	Brenczewski	Dickerson	Hanley	Pyne
2/15	Xavier	Taylor	Denny	Cerny	Oliver	Brenczewski	Stadler	Dickerson	Hanley	Pyne
2/16	Oregon State	Taylor	Denny	Cerny	Oliver	Dickerson	Hanley	DeMartino	Pyne	Schuyler
2/17	UNLV	Taylor	Denny	Cerny	Oliver	Wiggins	Dickerson	Hanley	Pyne	Schuyler
2/22	Fordham	Brenczewski	Taylor	Dickerson	Oliver	Stadler	Cerny	Hanley	Denny	Moore
2/23	Harvard	Brenczewski	Taylor	Dickerson	Wiggins	Cerny	Oliver	Hanley	Moore	Schuyler
2/24	Northwestern	Brenczewski	Taylor	Dickerson	Wiggins	Cerny	Stadler	Oliver	Hanley	Moore
2/26	Xavier	Brenczewski	Taylor	Dickerson	Wiggins	Hanley	Oliver	Pyne	Malamazian	Schuyler
2/28	Mount St. Mary's	Brenczewski	Taylor	Dickerson	Wiggins	Hanley	Cerny	Oliver	Moore	Schuyler
2/28	Stetson	Brenczewski	Taylor	Dickerson	Wiggins	Hanley	Oliver	Cerny	Moore	Schuyler
3/1	Stetson	Wiggins	Taylor	Dickerson	Hanley	Cerny	Oliver	Denny	Malamazian	Schuyler
3/2	Mount St. Mary's	Wiggins	Taylor	Dickerson	Hanley	Denny	Cerny	Oliver	Stadler	Moore
3/4	Northern Kentucky	Wiggins	Taylor	Dickerson	Brenczewski	Hanley	Cerny	Oliver	Schuyler	Malamazian
3/7	Penn State	Wiggins	Taylor	Dickerson	Brenczewski	Hanley	Schuyler	Malamazian	Cerny	Oliver
3/7	Penn State	Wiggins	Taylor	Dickerson	Brenczewski	Hanley	Schuyler	Malamazian	Cerny	Moore
3/9	Penn State	Wiggins	Taylor	Dickerson	Brenczewski	Hanley	Stadler	Malamazian	Cerny	Moore
3/11	Indiana State	Wiggins	Taylor	Dickerson	Brenczewski	Hanley	Stadler	Malamazian	Cerny	Moore
3/14	Ohio State	Wiggins	Taylor	Dickerson	Stadler	Hanley	Denny	Cerny	Malamazian	Oliver
3/14	Ohio State	Wiggins	Taylor	Dickerson	Stadler	Hanley	Schuyler	Cerny	Malamazian	Moore
3/16	Ohio State	Wiggins	Taylor	Dickerson	Stadler	Hanley	Denny	Malamazian	Cerny	Moore
3/18	Evansville	Wiggins	Taylor	Dickerson	Hanley	Denny	Brenczewski	Schuyler	Cerny	Malamazian
3/21	UCLA	Wiggins	Taylor	Dickerson	Hanley	Denny	Stadler	Cerny	Oliver	Malamazian
3/22	UCLA	Wiggins	Taylor	Dickerson	Stadler	Hanley	Brenczewski	Cerny	Oliver	Malamazian
3/23	UCLA	Wiggins	Taylor	Dickerson	Hanley	Stadler	Cerny	Malamazian	Oliver	Schuyler
3/25	Bellarmine	Wiggins	Taylor	Dickerson	Hanley	Cerny	Denny	Malamazian	Schuyler	Moore
3/28	USC	Wiggins	Taylor	Dickerson	Hanley	Denny	Cerny	Stadler	Malamazian	Moore
3/28	USC	Wiggins	Taylor	Dickerson	Hanley	Brenczewski	Cerny	Stadler	Malamazian	Moore
3/29	USC	Wiggins	Taylor	Dickerson	Hanley	Cerny	Brenczewski	Malamazian	Moore	Schuyler
4/1	Louisville	-	-	-	-	-	-	-	-	-
4/4	Michigan State	-	-	-	-	-	-	-	-	-
4/5	Michigan State	-	-	-	-	-	-	-	-	-
4/6	Michigan State	-	-	-	-	-	-	-	-	-
4/8	Ball State	-	-	-	-	-	-	-	-	-
4/11	Illinois	-	-	-	-	-	-	-	-	-
4/12	Illinois	-	-	-	-	-	-	-	-	-
4/13	Illinois	-	-	-	-	-	-	-	-	-
4/15	Indiana State	-	-	-	-	-	-	-	-	-
4/18	Maryland	-	-	-	-	-	-	-	-	-
4/19	Maryland	-	-	-	-	-	-	-	-	-
4/20	Maryland	-	-	-	-	-	-	-	-	-
4/23	Ball State	-	-	-	-	-	-	-	-	-
4/25	Iowa	-	-	-	-	-	-	-	-	-
4/26	Iowa	-	-	-	-	-	-	-	-	-
4/27	Iowa	-	-	-	-	-	-	-	-	-
4/29	Evansville	-	-	-	-	-	-	-	-	-
5/2	Abilene Christian	-	-	-	-	-	-	-	-	-
5/3	Abilene Christian	-	-	-	-	-	-	-	-	-
5/4	Abilene Christian	-	-	-	-	-	-	-	-	-
5/9	Purdue	-	-	-	-	-	-	-	-	-
5/10	Purdue	-	-	-	-	-	-	-	-	-
5/11	Purdue	-	-	-	-	-	-	-	-	-
5/13	Cincinnati	-	-	-	-	-	-	-	-	-
5/15	Michigan	-	-	-	-	-	-	-	-	-
5/16	Michigan	-	-	-	-	-	-	-	-	-
5/17	Michigan	-	-	-	-	-	-	-	-	-



Freshman outfielder **Hogan Denny**

### CAREER GAMES PLAYED AT INDIANA (Offense, min. 60 apps.)

Player	GP/GS
Josh Pyne	184/183
Tyler Cerny	146/144
Devin Taylor	142/138
Jake Stadler	73/59
Joey Brenzewski	74/59
Jasen Oliver	68/62
Andrew Wiggins	64/38

### CAREER GAMES PITCHED AT INDIANA (Pitching, min. 20 apps.)

Player	App/GS
Ryan Kraft	71/7
Grant Holderfield	43/2
Drew Buhr	28/0
Aydan Decker-Petty	29/2
Jacob Vogel	23/0

## LINEUP NOTES

### GAME-BY-GAME OFFENSIVE STARTERS

Date	Opponent	C	1B	2B	3B	SS	LF	CF	RF	DH
2/14	UNLV	Stadler	Hanley	Oliver	Pyne	Cerny	Taylor	Dickerson	Denny	Brenczewski
2/15	Xavier	Stadler	Hanley	Oliver	Pyne	Cerny	Taylor	Dickerson	Denny	Brenczewski
2/16	Oregon State	Schuyler	Hanley	Oliver	Pyne	Cerny	Taylor	Dickerson	Denny	DeMartino
2/17	UNLV	Schuyler	Hanley	Oliver	Pyne	Cerny	Taylor	Dickerson	Denny	Wiggins
2/22	Fordham	Stadler	Hanley	Oliver	Moore	Cerny	Taylor	Dickerson	Denny	Brenczewski
2/23	Harvard	Schuyler	Hanley	Oliver	Moore	Cerny	Taylor	Dickerson	Wiggins	Brenczewski
2/24	Northwestern	Stadler	Hanley	Oliver	Moore	Cerny	Taylor	Dickerson	Wiggins	Brenczewski
2/26	Xavier	Schuyler	Hanley	Oliver	Pyne	Malamazian	Taylor	Dickerson	Wiggins	Brenczewski
2/28	Mount St. Mary's	Schuyler	Hanley	Oliver	Moore	Cerny	Taylor	Dickerson	Wiggins	Brenczewski
2/28	Stetson	Schuyler	Hanley	Oliver	Moore	Cerny	Taylor	Dickerson	Wiggins	Brenczewski
3/1	Stetson	Schuyler	Hanley	Oliver	Malamazian	Cerny	Taylor	Dickerson	Denny	Wiggins
3/2	Mount St. Mary's	Stadler	Hanley	Oliver	Moore	Cerny	Denny	Taylor	Wiggins	Dickerson
3/4	Northern Kentucky	Schuyler	Hanley	Oliver	Malamazian	Cerny	Taylor	Dickerson	Wiggins	Brenczewski
3/7	Penn State	Schuyler	Hanley	Oliver	Malamazian	Cerny	Taylor	Dickerson	Wiggins	Brenczewski
3/7	Penn State	Schuyler	Hanley	Moore	Malamazian	Cerny	Taylor	Dickerson	Wiggins	Brenczewski
3/9	Penn State	Stadler	Hanley	Moore	Malamazian	Cerny	Taylor	Dickerson	Wiggins	Brenczewski
3/11	Indiana State	Stadler	Hanley	Moore	Malamazian	Cerny	Taylor	Dickerson	Wiggins	Brenczewski
3/14	Ohio State	Stadler	Hanley	Oliver	Malamazian	Cerny	Denny	Dickerson	Wiggins	Taylor
3/14	Ohio State	Schuyler	Hanley	Moore	Malamazian	Cerny	Taylor	Dickerson	Wiggins	Stadler
3/16	Ohio State	Stadler	Hanley	Moore	Malamazian	Cerny	Taylor	Dickerson	Wiggins	Denny
3/18	Evansville	Schuyler	Hanley	Denny	Malamazian	Cerny	Taylor	Dickerson	Wiggins	Brenczewski
3/21	UCLA	Stadler	Hanley	Oliver	Malamazian	Cerny	Taylor	Dickerson	Wiggins	Denny
3/22	UCLA	Stadler	Hanley	Oliver	Malamazian	Cerny	Taylor	Dickerson	Wiggins	Brenczewski
3/23	UCLA	Schuyler	Hanley	Oliver	Malamazian	Cerny	Taylor	Dickerson	Wiggins	Stadler
3/25	Bellarmine	Schuyler	Hanley	Cerny	Moore	Malamazian	Taylor	Dickerson	Wiggins	Denny
3/28	USC	Stadler	Hanley	Cerny	Moore	Malamazian	Taylor	Dickerson	Wiggins	Denny
3/28	USC	Stadler	Hanley	Cerny	Moore	Malamazian	Taylor	Dickerson	Wiggins	Brenczewski
3/29	USC	Schuyler	Hanley	Cerny	Moore	Malamazian	Taylor	Dickerson	Wiggins	Brenczewski
4/1	Louisville	-	-	-	-	-	-	-	-	-
4/4	Michigan State	-	-	-	-	-	-	-	-	-
4/5	Michigan State	-	-	-	-	-	-	-	-	-
4/6	Michigan State	-	-	-	-	-	-	-	-	-
4/8	Ball State	-	-	-	-	-	-	-	-	-
4/11	Illinois	-	-	-	-	-	-	-	-	-
4/12	Illinois	-	-	-	-	-	-	-	-	-
4/13	Illinois	-	-	-	-	-	-	-	-	-
4/15	Indiana State	-	-	-	-	-	-	-	-	-
4/18	Maryland	-	-	-	-	-	-	-	-	-
4/19	Maryland	-	-	-	-	-	-	-	-	-
4/20	Maryland	-	-	-	-	-	-	-	-	-
4/23	Ball State	-	-	-	-	-	-	-	-	-
4/25	Iowa	-	-	-	-	-	-	-	-	-
4/26	Iowa	-	-	-	-	-	-	-	-	-
4/27	Iowa	-	-	-	-	-	-	-	-	-
4/29	Evansville	-	-	-	-	-	-	-	-	-
5/2	Abilene Christian	-	-	-	-	-	-	-	-	-
5/3	Abilene Christian	-	-	-	-	-	-	-	-	-
5/4	Abilene Christian	-	-	-	-	-	-	-	-	-
5/9	Purdue	-	-	-	-	-	-	-	-	-
5/10	Purdue	-	-	-	-	-	-	-	-	-
5/11	Purdue	-	-	-	-	-	-	-	-	-
5/13	Cincinnati	-	-	-	-	-	-	-	-	-
5/15	Michigan	-	-	-	-	-	-	-	-	-
5/16	Michigan	-	-	-	-	-	-	-	-	-
5/17	Michigan	-	-	-	-	-	-	-	-	-



Freshman infielder **Jake Hanley**

### RUN SUPPORT (starters)

Player	Starts	Run Support	Runs/Game	Team Record
Aydan Decker-Petty	1	3	3.0	0-1
Gavin Seebold	4	20	5.0	2-2
Ben Grable	5	26	5.2	3-2
Cole Gilley	7	29	4.1	4-3
Pete Haas	3	2	0.7	2-1
Jackson Yarberry	2	3	1.5	1-1
Henry Brummel	1	0	0.0	0-1
Deron Swanson	3	9	3.0	3-0
Ryan Kraft	2	9	4.5	1-1

### STARTERS K/BB & K/9

Player	K/BB	Ratio	K/9	BB/9
Aydan Decker-Petty	5/4	1.25	7.11	5.68
Pete Haas	22/9	2.44	10.42	4.26
Gavin Seebold	24/17	1.41	6.68	4.73
Cole Gilley	43/7	6.14	11.97	1.95
Ben Grable	25/12	2.08	9.12	4.38
Jackson Yarberry	12/4	3.0	14.73	4.91
Henry Brummel	4/5	0.8	6.35	7.94
Deron Swanson	12/4	3.0	15.43	5.14



# INDIANA START CHART

## INDIANA START CHART - PITCHING

Date	Starter	Opponent	Dec	IP	H	R	ER	BB	SO	NP	Score When Left	Result
2/14	Seebold	UNLV	Loss	4.0	5	4	4	1	3	67	Trailing 1-4	L, 2-4
2/15	Gilley	Xavier	ND	5.1	3	2	1	0	11	81	Leading 2-1	L, 6-8 (10)
2/16	Haas	#7 Oregon State	Loss	3.0	6	4	4	1	2	47	Trailing 0-4	L, 0-6
2/17	Decker-Petty	UNLV	ND	2.0	2	3	3	1	0	32	Leading 3-1	L, 12-13 (10)
2/22	Seebold	Fordham	Win	6.0	2	2	1	2	7	75	Leading 11-2	W, 15-2
2/23	Gilley	Harvard	Win	5.0	4	2	2	1	7	85	Leading 8-2	W, 14-4
2/24	Haas	Northwestern	ND	2.0	2	2	2	0	2	31	Trailing 0-2	W, 4-3
2/26	Yarberry	Xavier	ND	2.0	3	3	3	1	4	37	Trailing 1-3	L, 4-8
2/28	Seebold	Mount St. Mary's	ND	3.0	4	4	4	4	5	70	Leading 5-4	W, 18-5 (8)
2/28	Grable	Stetson	Win	5.0	3	0	0	1	6	83	Leading 3-0	W, 8-1
3/1	Gilley	Stetson	Loss	3.0	3	4	3	3	0	63	Trailing 3-1	L, 4-8
3/2	Yarberry	Mount St. Mary's	ND	1.1	4	4	3	2	1	28	Trailing 2-3	W, 20-7 (7)
3/4	Brummel	Northern Kentucky	Loss	0.0	1	3	3	2	0	17	Trailing 0-2	L, 11-13
3/7	Seebold	Penn State	Loss	3.2	9	9	9	3	2	77	Trailing 3-7	L, 9-15
3/7	Grable	Penn State	Win	5.0	3	1	1	1	4	81	Leading 13-1	W, 17-6 (8)
3/9	Gilley	Penn State	ND	4.1	3	2	0	1	3	67	Tied 2-2	L, 6-10
3/11	Swanson	Indiana State	ND	3.0	3	1	1	1	5	53	Leading 2-1	W, 9-4
3/14	Haas	Ohio State	ND	2.0	2	2	2	1	2	38	Trailing 1-2	W, 12-2 (8)
3/14	Grable	Ohio State	ND	4.0	8	5	5	2	6	86	Trailing 2-5	W, 8-7 (10)
3/16	Swanson	Ohio State	Win	3.1	3	2	2	2	7	72	Leading 7-2	W, 14-3 (7)
3/18	Gilley	Evansville	ND	2.0	0	0	0	0	3	31	Tied 0-0	W, 7-4
3/21	Kraft	UCLA	ND	4.1	2	0	0	2	2	75	Leading 5-0	W, 5-1
3/22	Grable	UCLA	Loss	5.2	7	3	2	3	2	98	Trailing 2-3	L, 4-7
3/23	Swanson	UCLA	Loss	0.2	2	2	2	1	0	25	Trailing 0-1	L, 3-6
3/25	Gilley	Bellarmine	Win	1.0	0	0	0	1	0	20	Leading 5-0	W, 13-0 (7)
3/28	Kraft	USC	ND	4.0	7	3	3	0	2	57	Tied 3-3	L, 5-10
3/28	Gilley	USC	Win	5.0	9	5	5	1	10	97	Leading 11-5	W, 13-6
3/29	Grable	USC	ND	3.0	3	2	2	3	4	60	Leading 6-2	L, 12-13
4/1	-	-	-	-	-	-	-	-	-	-	-	-
4/4	-	-	-	-	-	-	-	-	-	-	-	-
4/5	-	-	-	-	-	-	-	-	-	-	-	-
4/6	-	-	-	-	-	-	-	-	-	-	-	-
4/8	-	-	-	-	-	-	-	-	-	-	-	-
4/11	-	-	-	-	-	-	-	-	-	-	-	-
4/12	-	-	-	-	-	-	-	-	-	-	-	-
4/13	-	-	-	-	-	-	-	-	-	-	-	-
4/15	-	-	-	-	-	-	-	-	-	-	-	-
4/18	-	-	-	-	-	-	-	-	-	-	-	-
4/19	-	-	-	-	-	-	-	-	-	-	-	-
4/20	-	-	-	-	-	-	-	-	-	-	-	-
4/23	-	-	-	-	-	-	-	-	-	-	-	-
4/25	-	-	-	-	-	-	-	-	-	-	-	-
4/26	-	-	-	-	-	-	-	-	-	-	-	-
4/27	-	-	-	-	-	-	-	-	-	-	-	-
4/29	-	-	-	-	-	-	-	-	-	-	-	-
5/2	-	-	-	-	-	-	-	-	-	-	-	-
5/3	-	-	-	-	-	-	-	-	-	-	-	-
5/4	-	-	-	-	-	-	-	-	-	-	-	-
5/9	-	-	-	-	-	-	-	-	-	-	-	-
5/10	-	-	-	-	-	-	-	-	-	-	-	-
5/11	-	-	-	-	-	-	-	-	-	-	-	-
5/13	-	-	-	-	-	-	-	-	-	-	-	-
5/15	-	-	-	-	-	-	-	-	-	-	-	-
5/16	-	-	-	-	-	-	-	-	-	-	-	-
5/17	-	-	-	-	-	-	-	-	-	-	-	-

## QUALITY STARTS

Six innings pitched and three earned runs allowed or fewer

Player	Date	Opponent	IP (H, R-ER, BB, K)
Gavin Seebold	2/22	Fordham	6.0 IP, 2 H, 2 R, 1 ER, 7 K

## SAVES

Standard save rules apply

Player	Date	Opponent	IP (H, R-ER, BB, K)
Drew Buhr	2/28	Stetson	2.0 IP, 2 H, 0 R
Drew Buhr	3/2	Mount St. Mary's	3.0 IP, 0 H, 0 R, 4 K
Gavin Seebold	3/11	Indiana State	2.1 IP, 2 H, 1 ER, 2 K
Pete Haas	3/18	Evansville	2.0 IP, 1 H, 0 R, 4 K

## COME FROM BEHIND WINS

Down by three-or-more runs

Opponent	Date	Trailed	Inning	Final Score
Mount St. Mary's	3/2	2-5	2nd	W, 20-7 (7)
Ohio State - 2	3/14	3-7	8th	W, 8-7 (10)



Graduate student pitcher **Drew Buhr**

## SERIES BREAKDOWN - BATTING/FIELDING

### BATTING/FIELDING

Dates	Opponent	W-L	AB	R	H	RBI	2B	3B	HR	TB	BB	OBP	SLG	SB-A	HBP	SF	SH	GDP	K	CH	E	Fld. Pct.	Batting Avg.
2/14-17	College Baseball Classic	0-4	133	20	28	18	2	1	4	44	30	.373	.331	0-2	5	1	1	3	40	144	7	.951	.211
2/22-24	USA Baseball Round Robin	3-0	105	33	35	28	4	2	3	52	31	.510	.495	4-5	9	2	4	0	22	110	3	.973	.333
2/28-3/2	at Stetson/vs. Mt. Saint. Mary's	3-1	142	50	52	45	8	2	9	91	24	.478	.641	6-8	9	3	2	1	25	136	4	.971	.366
3/7-9	at Penn State	1-2	117	32	44	31	13	0	5	72	20	.483	.615	2-3	5	1	0	2	24	106	6	.938	.376
3/14-16	Ohio State	3-0	103	34	33	32	6	2	7	64	11	.418	.620	3-3	7	1	1	0	20	91	0	1.000	.320
3/21-23	at UCLA	1-2	101	12	22	11	4	1	5	43	7	.282	.426	0-0	2	0	2	3	25	111	5	.955	.218
3/28-29	USC	1-2	112	30	36	28	8	0	8	68	11	.392	.607	2-3	2	0	1	0	25	107	5	.953	.321
4/4-6	Michigan State	-	-	-	-	-	-	-	-	-	-	-	-	-	-	-	-	-	-	-	-	-	-
4/11-13	at Illinois	-	-	-	-	-	-	-	-	-	-	-	-	-	-	-	-	-	-	-	-	-	-
4/18-20	Maryland	-	-	-	-	-	-	-	-	-	-	-	-	-	-	-	-	-	-	-	-	-	-
4/25-27	at Iowa	-	-	-	-	-	-	-	-	-	-	-	-	-	-	-	-	-	-	-	-	-	-
5/2-4	at Abilene Christian	-	-	-	-	-	-	-	-	-	-	-	-	-	-	-	-	-	-	-	-	-	-
5/9-11	Purdue	-	-	-	-	-	-	-	-	-	-	-	-	-	-	-	-	-	-	-	-	-	-
5/15-17	at Michigan	-	-	-	-	-	-	-	-	-	-	-	-	-	-	-	-	-	-	-	-	-	-

## SERIES BREAKDOWN - PITCHING

### PITCHING

Dates	Opponent	W-L	IP	H	R	ER	BB	SO	2B	3B	HR	WP	HBP	BK	DP	W	L	SV	Score	ERA
2/14-17	College Baseball Classic	0-4	36.0	42	31	29	15	39	5	1	3	3	5	1	2	0	4	0	20-31	7.25
2/22-24	USA Baseball Round Robin	3-0	27.0	17	9	8	10	31	1	1	2	1	1	0	0	3	0	0	33-9	2.67
2/28-3/2	at Stetson/vs. Mt. St. Mary's	3-1	32.0	32	21	19	24	30	4	0	1	6	7	0	3	3	1	2	50-21	5.34
3/7-9	at Penn State	1-2	24.0	26	31	25	16	21	6	0	4	2	3	1	1	1	2	0	32-31	9.38
3/14-16	Ohio State	3-0	25.0	24	12	12	11	32	5	1	4	2	1	0	0	3	0	0	34-12	4.32
3/21-23	at UCLA	1-2	25.0	26	14	11	12	13	6	1	2	1	5	1	6	1	2	0	12-14	3.96
3/28-29	USC	1-2	27.0	40	29	27	14	28	7	0	11	2	3	0	1	1	2	0	30-29	9.00
4/4-6	Michigan State	-	-	-	-	-	-	-	-	-	-	-	-	-	-	-	-	-	-	-
4/11-13	at Illinois	-	-	-	-	-	-	-	-	-	-	-	-	-	-	-	-	-	-	-
4/18-20	Maryland	-	-	-	-	-	-	-	-	-	-	-	-	-	-	-	-	-	-	-
4/25-27	at Iowa	-	-	-	-	-	-	-	-	-	-	-	-	-	-	-	-	-	-	-
5/2-4	at Abilene Christian	-	-	-	-	-	-	-	-	-	-	-	-	-	-	-	-	-	-	-
5/9-11	Purdue	-	-	-	-	-	-	-	-	-	-	-	-	-	-	-	-	-	-	-
5/15-17	at Michigan	-	-	-	-	-	-	-	-	-	-	-	-	-	-	-	-	-	-	-
5/20-25	Big Ten Tournament	-	-	-	-	-	-	-	-	-	-	-	-	-	-	-	-	-	-	-

## BULLPEN TRACKER

Below is a listing of decisions (win or loss), holds and saves/blown saves from the Indiana bullpen in 2025.

NOTE: A hold occurs when a relief pitcher enters the game in a save situation and maintains the team's lead, while recording at least one out. In order for a pitcher to be credited with a hold one of two conditions must be met: 1) He enters with a lead of three runs or less and maintains that lead while recording at least one out. 2) He enters the game with the tying run on-deck, at the plate or on the bases, and records an out.

Opponent	Result	Pitcher	Line
Xavier (2/15)	Loss (1)	Kraft, Ryan	1.0 IP, 4 H, 2 R, 2 ER, 3 K
UNLV (2/17)	Loss (1)	Bohnert, Matthew	0.0 IP, 1 H, 2 R, 2 ER, 1 BB
Northwestern (2/24)	Win (1)	Grable, Ben	0.1 IP, 0 H, 0 R
Xavier (2/26)	Loss (1)	Decker-Petty, Aydan	0.1 IP, 1 H, 2 R, 0 ER, 1 K
Mount St. Mary's (2/28)	Win (1)	Brummel, Henry	2.0 IP, 5 H, 1 K
	Hold (1)	Rushing, Ryan	2.0 IP, 0 H, 3 K
Stetson (2/28)	Hold (1)	Haas, Pete	1.2 IP, 1 H, 1 R, 3 BB, 2K
	Hold (1)	Benes, Seth	0.1 IP, 0 R
	Save (1)	Buhr, Drew	2.0 IP, 2 H, 0 R
Mount St. Mary's (3/2)	Win (1)	Benes, Seth	2.0 IP, 3 H, 2 R, 2 K
	Save (2)	Buhr, Drew	3.0 IP, 0 H, 0 R, 4 K
Penn State (3/9)	Loss (1)	Buhr, Drew	2.2 IP, 1 H, 4 R, 3 ER, 4 BB, 1 K
Indiana State (3/11)	Save (1)	Seebold, Gavin	2.1 IP, 2 H, 1 R, 1 ER, 2 K
Ohio State - 1 (3/14)	Win (1)	Gubitosi, Anthony	1.0 IP, 2 BB, 0 R
	Hold (1)	Buhr, Drew	3.0 IP, 4 H, 0 R, 4 K
Ohio State - 2 (3/14)	Win (2)	Gilley, Cole	2.0 IP, 0 H, 0 R, 3 K
Evansville	Win (1)	Holderfield, Grant	2.0 IP, 2 H, 1 R
	Save (1)	Haas, Pete	2.0 IP, 1 H, 0 R, 4 K
UCLA	Win (3)	Gilley, Cole	4.2 IP, 2 H, 1 R, 1 ER, 6 K
USC	Loss (3)	Seebold, Gavin	4.2 IP, 9 H, 7 R, 7 ER, 2 K
USC	Loss (1)	Telfer, Trey	1.1 IP, 4 H, 3 R, 3 ER, 1 K



## HOME RUN TRACKER

Below is a list of home runs hit by Hoosiers in 2025; TrackMan data available based on institution.

Player (Total)	Opponent	Date	Inn.	Type	Exit Velo	Est. Distance
Cerny, Tyler (1)	Xavier	2/15	7	Solo	108.2	401
Oliver, Jasen (1)	Xavier	2/15	9	3-Run	106.5	421
Brenczewski, Joey (1)	UNLV	2/17	2	3-Run	106.0	388
Dickerson, Korbyn (1)	UNLV	2/17	10	3-Run	-	-
Dickerson, Korbyn (2)	Fordham	2/22	7	2-Run	106.9	386
Taylor, Devin (1)	Harvard	2/23	4	2-Run	103.5	407
Dickerson, Korbyn (3)	Harvard	2/23	7	3-Run	109.8	419
Taylor, Devin (2)	Xavier	2/26	5	2-Run	103.3	395
Dickerson, Korbyn (4)	Xavier	2/26	5	Solo	101.5	414
Brenczewski, Joey (2)	Mt. St. Mary's	2/28	2	2-Run	97.9	389
Taylor, Devin (3)	Mt. St. Mary's	2/28	2	Solo	100.1	361
Dickerson, Korbyn (5)	Mt. St. Mary's	2/28	5	Solo	107.9	425
Taylor, Devin (4)	Mt. St. Mary's	2/28	7	Grand Slam	106.4	389
Dickerson, Korbyn (6)	Mt. St. Mary's	2/28	7	Solo	100.7	385
Gilbert, Ryan (1)	Mt. St. Mary's	2/28	8	2-Run	108.4	386
Denny, Hogan (1)	Stetson	3/1	5	Solo	103.7	374
Taylor, Devin (5)	Stetson	3/1	8	2-Run	100.3	385
Dickerson, Korbyn (7)	Mt. St. Mary's	3/2	6	3-Run	104.4	405
Wiggins, Andrew (1)	Northern Kentucky	3/4	5	2-Run	107.3	375
Schuyler, T.J. (1)	Penn State - 1	3/7	2	Solo	-	-
Taylor, Devin (6)	Penn State - 1	3/7	7	Solo	-	-
Denny, Hogan (7)	Penn State - 1	3/7	8	2-Run	-	-
Dickerson, Korbyn (8)	Penn State - 2	3/7	5	2-Run	-	-
Stadler, Jake (1)	Penn State - 2	3/7	8	3-Run	-	-
Hanley, Jake (1)	Ohio State - 1	3/14	3	2-Run	98.7	366
Wiggins, Andrew (2)	Ohio State - 1	3/14	4	2-Run	102.7	433
Hanley, Jake (2)	Ohio State - 1	3/14	5	2-Run	105.5	410
Dickerson, Korbyn (9)	Ohio State - 1	3/14	8	2-Run	95.6	377
Malamazian, Cooper (1)	Ohio State - 2	3/14	8	2-Run	101.2	366
Dickerson, Korbyn (10)	Ohio State	3/16	5	3-Run	105.7	373
Denny, Hogan (3)	Ohio State	3/16	5	2-Run	106.1	360
Taylor, Devin (7)	Evansville	3/18	7	Solo	99.3	350
Malamazian, Cooper (2)	Evansville	3/18	8	2-Run	98.3	415
Taylor, Devin (8)	UCLA	3/21	1	2-Run	104.2	421
Dickerson, Korbyn (11)	UCLA	3/21	3	Solo	109.4	407
Cerny, Tyler (2)	UCLA	3/21	4	2-Run	96.4	353
Hanley, Jake (3)	UCLA	3/22	9	Solo	102.5	394

Player (Total)	Opponent	Date	Inn.	Type	Exit Velo	Est. Distance
Cerny, Tyler (3)	UCLA	3/23	9	Solo	102.2	354
Hanley, Jake (4)	Bellarmino	3/25	1	2-Run	104	-
Cerny, Tyler (4)	Bellarmino	3/25	1	Inside the Park	100.4	-
Taylor, Devin (9)	Bellarmino	3/25	2	Solo	110	407
Malamazian, Cooper (3)	Bellarmino	3/25	4	Grant Slam	93	352
Hanley, Jake (5)	USC - 1	3/28	1	2-Run	98.9	344
Wiggins, Andrew (3)	USC - 1	3/28	9	Solo	104.9	408
Cerny, Tyler (5)	USC - 2	3/28	2	3-Run	94.3	377
Hanley, Jake (6)	USC - 2	3/28	4	2-Run	109.9	427
Taylor, Devin (10)	USC	3/29	1	Solo	97.9	353
Dickerson, Korbyn (12)	USC	3/29	2	2-Run	107.9	404
Dickerson, Korbyn (13)	USC	3/29	4	3-Run	96.5	378
Cerny, Tyler (6)	USC	3/29	4	2-Run	101	395

### Top Exit Velo on a Home Run

- Devin Taylor vs. Bellarmine (110.0)
- Jake Hanley vs. USC (109.9)
- Korbyn Dickerson vs. Harvard (109.8)
- Korbyn Dickerson vs. UCLA (109.4)
- Ryan Gilbert vs. Mount St. Mary's (108.4)

### Top Home Runs by Distance

- Andrew Wiggins vs. Ohio State (433 feet)
- Jake Hanley vs. USC (427 feet)
- Korbyn Dickerson vs. Mount St. Mary's (425 feet)
- Devin Taylor vs. UCLA (421 feet)
- Jasen Oliver vs. Xavier (421 feet)



BIG INNINGS

\*Five or more runs scored or allowed in a single inning

OFFENSE

Date	Opponent	Inn.	Batters	Runs	Hits	Errors	Final Score
2/28	Mount St. Mary's	2	8	5	5	0	W, 18-5 (8)
2/28	Mount St. Mary's	7	10	6	4	0	W, 18-5 (8)
2/28	Mount St. Mary's	8	10	5	4	1	W, 18-5 (8)
3/2	Mount St. Mary's	4	12	7	7	1	W, 20-7 (7)
3/2	Mount St. Mary's	6	10	5	4	1	W, 20-7 (7)
3/4	Northern Kentucky	5	9	6	4	0	L, 11-13
3/11	Indiana State	6	10	5	3	2	W, 9-4
3/16	Ohio State	5	11	7	3	1	W, 14-3 (7)
3/25	Bellarmine	1	10	5	6	0	W, 13-0 (7)
3/25	Bellarmine	4	10	5	3	0	W, 13-0 (7)
3/28	USC - 2	2	9	6	0	0	W, 13-6
3/29	USC	4	10	6	6	2	L, 12-13

PITCHING

Date	Opponent	Inn.	Batters	Runs	Hits	Errors	Final Score
3/4	Northern Kentucky	4	9	5	5	0	L, 11-13
3/7	Penn State - 1	3	11	6	7	0	L, 9-15
3/7	Penn State - 1	4	10	7	3	0	L, 9-15

MISC. CAREER STATS

ACTIVE CAREER LEADERS (stats at Indiana)

Category	Player, Total
Games Played	Josh Pyne, 184
Games Started	Josh Pyne, 183
At-Bats	Josh Pyne, 741
Runs	Devin Taylor, 162
Hits	Josh Pyne, 222
Doubles	Josh Pyne, 58
Triples	Devin Taylor, 6
Home Runs	Devin Taylor, 46
Runs Batted In	Josh Pyne, 152
Walks	Devin Taylor, 101
Times Hit By Pitch	Tyler Cerny, 35
Stolen Bases	Tyler Cerny, 20
Pitching Appearances	Ryan Kraft, 71
Wins	Ryan Kraft, 9
Games Started	Ryan Kraft/Cole Gilley, 7
Innings Pitched	Ryan Kraft, 151.0
Strikeouts	Ryan Kraft, 162

STARTS BY SEASON - OFFENSE (all seasons of career)

Career Starts	'21	'22	'23	'24	'25	Total
Pyne, Josh	-	56	62	60	5	183
Cerny, Tyler	-	-	57	60	27	144
DeMartino, Tyler	25	55	43	9	1	134
Taylor, Devin	-	-	51	59	28	138
Stadler, Jake	-	12	13	44	15	84
Oliver, Jasen	-	-	-	44	18	62
Brenczewski, Joey	-	-	-	42	17	59
Wiggins, Andrew	-	-	-	14	24	38
Dickerson, Korbryn	-	-	-	1	28	29
Hanley, Jake	-	-	-	-	28	28
Denny, Hogan	-	-	-	-	13	13
Schuyler, TJ	-	-	-	2	15	17
Moore, Will	-	-	-	-	15	15
Malamazian, Cooper	-	-	-	-	18	18

Transfer Notes

Jake Stadler played at Purdue (2022-23)  
Tyler DeMartino played at Xavier (2021-24)  
Korbryn Dickerson played at Louisville (2023-24)

STARTS BY SEASON - PITCHING (all seasons of career, D1 only)

Career Starts	'21	'22	'23	'24	'25	Total
Buhr, Drew	-	10	14	-	-	24
Seebold, Gavin	-	-	8	10	4	22
Haas, Pete	-	7	-	10	3	20
Kraft, Ryan	-	1	2	2	2	7
Yarberry, Jackson	-	-	-	4	2	6
Gilley, Cole	-	-	-	3	7	10
Grable, Ben	-	-	2	-	5	7
Swanson, Deron	-	-	-	-	3	3
Benes, Seth	-	-	-	2	-	2
Holderfield, Grant	-	2	-	-	-	2
Gubitosi, Anthony	-	-	1	1	-	2
Weisheit, Clayton	-	-	-	2	-	2
Decker-Petty, Aydan	-	-	-	1	1	2
Brummel, Henry	-	-	-	-	1	1

Transfer Notes

Drew Buhr pitched at Bellarmine (2021-23)  
Gavin Seebold pitched at Southern Indiana (2023-24)  
Pete Haas pitched at Stonehill (2022-24); Jackson Yarberry pitched at St. Louis (2024)  
Cole Gilley pitched at Indiana State (2021-24); Anthony Gubitosi pitched at Delaware (2023-24);  
Ben Grable pitched at Northwestern (2021-23)  
Clayton Weisheit pitched at Southern Indiana (2024)



### THE LAST TIME AN INDIANA TEAM...

Won 15+ Consecutive Games	18 - March 10-April 6, 2013
Won 10+ Consecutive Games	12 - February 28-March 22, 2015
Won 10+ Consecutive Big Ten Games	10 - March 28-April 25, 2014
Won 5+ Consecutive Big Ten Games	6 - May 5-14, 2023
Lost 5+ Consecutive Games	5 - May 16-23, 2021
Lost 5+ Consecutive Big Ten Games	5 - May 16-23, 2021
Swept a Three-Game Series	Ohio State; March 14-16, 2025
at Home	Ohio State; March 14-16, 2025
on The Road	at Baylor, February 23-25, 2024
Swept a Non-Conference Three-Game Series	at Baylor, February 23-25, 2024
at Home	Ohio; April 21-23, 2023
on The Road	at Baylor, February 23-25, 2024
Swept a Three-Game Big Ten Series	Ohio State; March 14-16, 2025
at Home	Ohio State; March 14-16, 2025
on The Road	at Northwestern; May 5-7, 2023
Was Swept in a Three-Game Series	Maryland; April 28-30, 2023
at Home	Maryland; April 28-30, 2023
on The Road	at Iowa; May 19-21, 2022
Was Swept in a Three-Game Non-Conference Series	at Troy; March 11-13, 2022
at Home	Minnesota; April 22-23, 2011
on The Road	at Troy; March 11-13, 2022
Was Swept in a Three-Game Big Ten Series	Maryland; April 28-30, 2023
at Home	Maryland; April 28-30, 2023
on The Road	at Iowa; May 19-21, 2022
Played An Extra-Inning Game	W, 8-7 (10 innings) - vs. Ohio State - 2; March 14, 2025
Won An Extra-Inning Game	W, 8-7 (10 innings) - vs. Ohio State - 2; March 14, 2025
Lost An Extra-Inning Game	L, 12-13 (10 innings) - vs. UNLV; February 17, 2025
Played Consecutive Extra-Inning Games	April 2 & 4, 2017; Nebraska (T, 1-1; 11 innings), Ball State (W, 3-2; 11 innings)
Played Three Consecutive Extra-Inning Games	March 15-17, 2011; vs. Jacksonville (W, 7-6; 10 innings), vs. UMass (W, 11-10; 11 innings), vs. Bucknell (L, 4-5; 10 innings)
Won Consecutive Games in Extra Innings	March 15-16, 2011; vs. Jacksonville (W, 7-6; 10 innings), vs. UMass (W, 11-10; 11 innings)
Won on a Walk-Off	W, 8-7 - Ohio State - 2; March 14, 2025 <i>Hogan Denny recorded a RBI single</i>
Won Consecutive Games Via A Walk-Off	March 14, 2025; Ohio State - 1 (W, 12-2 (8 inn.)), Ohio State - 2 (W, 8-7 (10 inn.))

### THE LAST TIME AN INDIANA PITCHING STAFF...

Threw a No-Hitter	McCade Brown (5 IP), Braydon Tucker (4 IP); Illinois, April 10, 2021
Held Opponent To 1 Hit	Minnesota; May 15, 2022
Held Opponent To 2 Hits	Purdue Fort Wayne; March 8, 2022
Struck Out 20+ Batters	21 - Xavier; February 15, 2025
Struck Out 15-19 Batters	16 - USC - 2; March 28, 2025
Did Not Issue A Walk	Butler; March 29, 2024
Shut Out An Opponent	vs. Bellarmine (13-0 - F/7); March 25, 2025
at Home	vs. Bellarmine (13-0 - F/7); March 25, 2025
on The Road	at Northwestern (4-0); May 5, 2023
Neutral Site Game	vs. Washington (1-0); March 18, 2019
Postseason Game	vs. Texas Southern (6-0); June 2, 2018 %
Back-To-Back Shutouts	2014 (Western Kentucky [1-0], Michigan State [7-0])
Three Straight Shutouts	March 24-26, 1988 (at Butler [14-0], at Rose-Hulman [10-0], at Rose-Hulman [2-0])
Four Straight Shutouts	April 6-10, 1937 (Carleton [8-0], DePauw [7-0], Miami (Ohio) [10-0], Miami (Ohio) [7-0])
Shut Out A Big Ten Opponent	at Northwestern (4-0); May 5, 2023
at Home	Iowa (2-0); April 8, 2023
on The Road	at Northwestern (4-0); May 5, 2023
Neutral Site	vs. Michigan (5-0); May 22, 2014 #

### HITTING TOTALS/STREAKS

MULTI-HIT GAMES	2	3	4	5+	'25	Career
Pyne, Josh	-	-	-	-	-	61
Taylor, Devin	8	4	-	1	13	60
Cerny, Tyler	6	1	1	-	8	45
DeMartino, Tyler	-	-	-	-	-	38*
Brenczewski, Joey	3	1	1	-	5	24
Oliver, Jasen	2	-	-	-	2	14
Stadler, Jake	4	1	-	-	5	17
Dickerson, Korbyn	8	7	-	-	15	16*
Wiggins, Andrew	6	2	-	-	8	11
Hanley, Jake	6	7	-	-	13	13
Malamazian, Cooper	4	2	1	-	7	7
Denny, Hogan	5	-	-	-	5	5
Schuyler, T.J.	4	-	-	-	4	4
Moore, Will	3	-	-	-	3	3

MULTI-RBI GAMES	2	3	4	5+	'25	Career
Taylor, Devin	8	1	1	1	11	50
Pyne, Josh	-	-	-	-	-	39
Cerny, Tyler	5	2	-	-	-	32
DeMartino, Tyler	-	-	-	-	-	25*
Brenczewski, Joey	1	1	1	-	3	13
Oliver, Jasen	1	1	1	-	3	11
Stadler, Jake	1	-	1	-	2	11
Wiggins, Andrew	4	2	-	-	6	10
Dickerson, Korbyn	4	3	2	3	12	12
Schuyler, T.J.	1	2	-	-	3	3
Hanley, Jake	5	-	2	-	7	7
Malamazian, Cooper	5	1	-	1	7	7
Denny, Hogan	1	1	-	-	2	2
Moore, Will	1	-	-	-	1	1
Gilbert, Ryan	1	-	-	-	1	1

HITTING STREAKS	'25 Long	Current	Career
Oliver, Jasen	2	-	13
Taylor, Devin	13	2	13
Pyne, Josh	-	-	12
Cerny, Tyler	9	9	12
Brenczewski, Joey	4	-	11
DeMartino, Tyler	-	-	8*
Hanley, Jake	10	6	10
Wiggins, Andrew	5	-	5
Stadler, Jake	5	-	5
Dickerson, Korbyn	9	1	9
Malamazian, Cooper	6	4	6
Schuyler, T.J.	4	2	4
Moore, Will	4	4	4
Denny, Hogan	4	1	4
Gilbert, Ryan	1	-	1

REACHED BASED	'25 Long	Current	Career
Pyne, Josh	1	-	40
Taylor, Devin	25	25	32
Cerny, Tyler	10	10	34
Brenczewski, Joey	9	4	19
Oliver, Jasen	7	1	14
DeMartino, Tyler	1	-	13
Stadler, Jake	8	3	20
Wiggins, Andrew	16	-	16
Dickerson, Korbyn	15	1	15
Hanley, Jake	10	6	10
Denny, Hogan	4	1	4
Moore, Will	12	4	12
Schuyler, T.J.	9	2	9
Malamazian, Cooper	6	4	6
Gilbert, Ryan	1	-	1
Decker, Cole	1	-	1

\* - Includes totals from previous school or previous season

### THE LAST TIME AN INDIANA OFFENSE..

Scored 40+ Runs	45 - Butler; April 11, 1896
Scored 30+ Runs	30 - IU-Southeast; April 30, 1997
Scored 25+ Runs	26 - Purdue; May 12, 2023
Scored 20+ Runs	20 - Mount St. Mary's; March 2, 2025
Scored 15-19 Runs	18 - Mount St. Mary's; February 28, 2025
Scored 10+ Runs In An Inning	11 (7th inning) - Indiana State; March 21, 2023
Scored 9+ Runs In An Inning	9 (2nd inning) - Rutgers; April 28, 2024
Scored 8+ Runs In An Inning	8 (6th Inning) - Rutgers; April 28, 2024
Had 30+ Hits	N/A
Had 25+ Hits	25 - Purdue; May 12, 2023
Had 20+ Hits	22 - Penn State - 2; March 7, 2025
Had 20+ Hits in Back-to-Back Games	N/A
Had 9+ Home Runs	9 - at Maryland; March 30, 2019
Had 8+ Home Runs	8 - Purdue; May 12, 2023
Had 7+ Home Runs	8 - Purdue; May 12, 2023
Had 6 Home Runs	6 - Mount St. Mary's; February 28, 2025
Had 5 Home Runs	5 - Rutgers; April 28, 2024

Hit Back-To-Back Home Runs  
1st inning, Jake Hanley (two-run) and Tyler Cerny (inside the park) - Bellarmine; March 25, 2025

Hit Back-To-Back-To-Back Home Runs  
8th Inning, Jasen Oliver (two-run), Sam Murrison (solo) and Carter Mathison (solo) - Middle Tennessee; March 26, 2024

Had 3+ Triples	3 - vs. Valparaiso; March 2, 2008
Had 9+ Doubles	9 - Kentucky; March 15, 2022
Had 8+ Doubles	9 - Kentucky; March 15, 2022
Had 7 Doubles	7 - Penn State - 2; March 7, 2025
Had 6 Doubles	6 - Maryland; April 5, 2024
Had 15+ Walks	16 - Ball State; April 18, 2018
Had 10+ Walks	10 - Northern Kentucky; March 4, 2025
Had 10+ Stolen Bases	12 - Indiana State; April 18, 2006
Had 9+ Stolen Bases	9 - at North Florida; March 14, 2007
Had 8+ Stolen Bases	8 - Butler; February 28, 2023
Didn't Strikeout in a Game	Bellarmine; March 25, 2025
Had Two or Fewer Strikeouts	0 - Bellarmine; March 25, 2025
Was Shut Out	vs. Oregon State (0-6); February 16, 2025
at Home	Penn State (0-3); April 5, 2019
on The Road	at Indiana State (0-4); April 4, 2023
Neutral Site	vs. Oregon State (0-6); February 16, 2025

### NON-CONFERENCE BREAKDOWN

A breakdown of IU's non-conference opponents in 2025.

#### Non-Conference Opponents (as of March 31)

Team	RPI	Record
UNLV	162	14-13
Xavier	13	14-14
Oregon State	23	20-6
Fordham	210	10-14
Harvard	283	2-18
Northwestern	129	12-13
Stetson	86	17-12
Mount St. Mary's	275	12-14
Northern Kentucky	218	15-11
Indiana State	188	13-14
Evansville	251	9-18
Bellarmine	257	6-21
Louisville	43	20-7
Ball State	135	19-10
Abilene Christian	239	17-11
Cincinnati	64	16-11

### THE LAST TIME AN INDIANA BATTER HAD..

Hit for the Cycle	Josh Phegley; Valparaiso, March 2, 2008
Walk-Off Hit	Hogan Denny (RBI single); Ohio State - 2, March 14, 2025
Walk-Off Home Run	Korbyn Dickerson (2-run HR); Ohio State - 1 (run-rule), March 14, 2025
8+ At-Bats	8 - Jeremy Houston; Ball State, April 18, 2018
5 Hits	5 - Devin Taylor; Mount St. Mary's, March 2, 2025
4 Hits	4 - Tyler Cerny; USC - 2, March 28, 2025
2+ Hits In An Inning	Jake Hanley (bottom fourth; single and single); Mount St. Mary's, March 2, 2025
6 Runs Scored	6 - Phillip Glasser; Purdue, May 12, 2023
5 Runs Scored	5 - Nick Mitchell; Maryland, April 5, 2024
4 Runs Scored	4 - T.J. Schuyler; Mount St. Mary's, March 2, 2025
3+ Doubles	4 - Cooper Malamazian; Penn State - 2, March 7, 2025
2+ Triples	2 - Casey Rodriguez; College of Charleston, February 28, 2015
4 Home Runs	4 - Byron Bradley; Tri-State, March 5, 1992
3 Home Runs	3 - Grant Richardson; Maryland, March 30, 2019
2 Home Runs	2 - Korbyn Dickerson; USC, March 28, 2025
Inside-The-Park Home Run	Tyler Cerny; Bellarmine, March 25, 2025
Pinch Hit Home Run	Joey Brenczewski (bottom second, 3-run HR); UNLV, February 17, 2025
Leadoff Home Run (Top or bottom of 1st inning)	Devin Taylor; Michigan - 1, May 16, 2024
2+ HR In An Inning	Hunter Jessee (bottom sixth; solo HR & 3-run HR); Purdue, May 12, 2023
Hit a Grand Slam	Cooper Malamazian; Bellarmine, March 25, 2025
A Walk-Off Grand Slam	Logan Kaletka; vs. South Alabama, February 18, 2018
10+ RBIs	Never
9+ RBIs	9 - Mike Smith; Milwaukee, March 1, 1992
8+ RBIs	8 - Jasen Oliver; Minnesota - 2, April 21, 2024
7+ RBIs	8 - Jasen Oliver; Minnesota - 2, April 21, 2024
15+ Total Bases	15 - Josh Phegley; Northwestern, March 24, 2007
10+ Total Bases	10 - Korbyn Dickerson; USC, March 29, 2025
5+ Walks	5 - Logan Sowers; Ball State, April 18, 2018
4 Walks	4 - Devin Taylor; Fordham, February 22, 2025
3 Walks	3 - Jake Hanley, Northern Kentucky, March 4, 2025
4+ Stolen Bases	4 - Micah Johnson; Evansville, March 27, 2011
3 Stolen Bases	3 - Tyler Cerny; Butler, February 28, 2023

### THE LAST TIME AN INDIANA PITCHER HAD...

A Perfect Game	N/A
A No-Hitter	McCade Brown (5 IP), Braydon Tucker (4 IP); Illinois, April 10, 2021
A Complete Game No-Hitter	Mark Gramer (7 IP); Rose-Hulman, April 25, 1984
A Complete Game (9 Inn.)	Bradley Brehmer; vs. Illinois, May 27, 2022 #
A Complete-Game Shutout	Kyle Hart (9.0 IP); Georgia Southern, April 21, 2012
at Home	Kyle Hart (9.0 IP); Georgia Southern, April 21, 2012
on The Road	Tyler Tufts (7.0 IP); at Penn State, April 29, 2006
Neutral Site	Pauly Milto (9.0 IP); vs. Texas Southern, June 2, 2018 %
Big Ten Game	Tyler Tufts (7.0 IP); at Penn State, April 29, 2006
as a Freshman	Tyler Tufts (7.0 IP); at Penn State, April 29, 2006
Postseason Game	Pauly Milto (9.0 IP); vs. Texas Southern, June 2, 2018 %
16 Strikeouts	16 - McCade Brown; Penn State, March 13, 2021
15+ Strikeouts	16 - McCade Brown; Penn State, March 13, 2021
10+ Strikeouts	10 - Cole Gilley; USC - 2, March 28, 2025

### THE LAST TIME AN INDIANA DEFENSE HAD...

Turned 5+ Double Plays	6 - at Michigan State; May 17, 2008
Turned 4+ Double Plays	4 - vs. Texas A&M; June 3, 2018 %
Turned 3+ Double Plays	3 - at UCLA, March 22, 2025
Turned A Triple Play	vs. Radford; May 30, 2015 %
Had 5+ Errors	5 - vs. Nebraska; May 8, 2021
Had 4+ Errors	4 - vs. Xavier; February 15, 2025
Threw Out 4 Base Runners	4 - Northern Illinois; March 17, 2018
Threw Out 3 Base Runners	3 - at Texas; February 26, 2023

### LAST WEEKEND IN REVIEW

#### Bellarmine (March 25) and USC (March 28-29)

Bart Kaufman Field (Bloomington, Ind.)

##### Indiana vs. Bellarmine

Tuesday, March 25th, 2025 (W, 13-0 - F/7)

- IU hit four home runs enroute to a dominant victory.
- The Hoosiers didn't strike out in the entire game.
- It was IU's first shutout win since 2023.

##### Indiana vs. USC - 1

Friday, March 28th, 2025 (L, 5-10)

- IU took an early 3-0 lead but USC closed on a 10-2 run to win.
- The Hoosiers led after six innings but USC scored three in the 7th.
- Jake Hanley and Andrew Wiggins each homered.

##### Indiana vs. USC - 2

Friday, March 28th, 2025 (W, 13-6)

- IU responded with a commanding 13-6 win in game two.
- Cole Gilley recorded 10 strikeouts in his five-inning start.
- Jake Hanley and Tyler Cerny hit home runs.

##### Indiana vs. USC

Saturday, March 29th, 2025 (L, 12-13)

- IU allowed 10 unanswered runs to lose 13-12 to USC.
- Korbyn Dickerson hit a pair of home runs for the Hoosiers.
- USC took the lead on a two-run home run in the 9th.

### SCOUTS IN THE STANDS

There will be a heavy presence of scouts in the stands at Bart Kaufman Field this spring with a large amount of draft-eligible players on the IU roster.

#### Upperclassmen to Watch (likely to be MLB draft picks)

Devin Taylor	Cincinnati, Ohio
Tyler Cerny	Greenwood, Ind.
Ben Grable	Pasadena, Calif.
Aydan Decker-Petty	New Castle, Ind.
Drew Buhr	Austin, Ind.

#### Draft Eligible Sophomores (among impact starters)

Jasen Oliver	Almont, Mich.
Korbyn Dickerson	Jeffersonville, Ind.
Joey Brenzewski	Fishers, Ind.

#### Top-10 Round MLB Draft Picks (under Jeff Mercer - at Indiana)

Round	Player (Team)
2	Matt Gorski (Pirates)
3	McCade Brown (Rockies)
3	Luke Sinnard (Braves)
4-C	Nick Mitchell (Blue Jays)
5	Jack Perkins (Athletics)
5	Carter Mathison (Phillies)
5	Connor Foley (Diamondbacks)
6	Andrew Saalfrank (Diamondbacks)
6	Tanner Gordon (Braves)
7	Gabe Bierman (Marlins)
8	Craig Yoho (Brewers)
10	Phillip Glasser (Nationals)
10	Matt Litwicki (Red Sox)
10	Tommy Sommer (White Sox)

### SEASON NOTES

- Graduate student **Drew Buhr** spun four scoreless innings on Friday (Feb. 14) evening vs. UNLV. At the time, it was the fourth time in his last 10 outings – dating back to 2024 – that he's gone at least four innings while conceding zero runs. He followed that up by doing it again in a win over Northwestern (Feb. 24)

#### Buhr's Best Outings (at least 4.0 IP + 0 ER)

Northwestern (Feb. 24, 2025)	4.0 IP, 0 ER, 1 K
UNLV (Feb. 14, 2025)	4.0 IP, 0 ER, 5 K
Purdue (May 3, 2024)	4.2 IP, 0 ER, 3 K
Rutgers (April 27, 2024)	5.0 IP, 4 H, 0 ER, 4 K
Penn State (April 13, 2024)	4.1 IP, 3 H, 0 ER, 8 K

- Senior third baseman **Josh Pyne** made his fourth-straight start on Opening Day at third base. He's the fifth IU player – since 2014 – to start four-consecutive contests on the team's opening day. Before Pyne, former shortstop **Jeremy Houston** (2017-20) was the last to do it.

#### Four-Straight Opening Day Starts (since 2014)

Josh Pyne	2022-2025
Jeremy Houston	2017-2020
Ryan Fineman	2016-2019
Logan Sowers	2015-2018
Craig Dedelow	2014-2017

- Graduate student pitcher **Cole Gilley** recorded a career best 11 strikeouts against Xavier (Feb. 15). His previous career high (6), ironically, came against Indiana last year in a midweek contest.

His 11 strikeouts are the most on opening weekend by an IU pitcher since at least 2005. It was the most strikeouts by an IU pitcher in a non-conference game since **Luke Sinnard** in 2023 (13 – vs. Morehead State).

Over his first two starts of the season, Gilley recorded 15 strikeouts before conceding his first walk of the year.

#### Individual Strikeout Performances (in February - since 2005)

11	Cole Gilley vs. Xavier (Feb. 15, 2025)
11	Gabe Bierman vs. South Alabama (Feb. 22, 2020)
9	Matt Bashore at LSU (Feb. 23, 2008)
9	Pauly Milto at Tennessee (Feb. 22, 2019)

### SEASON NOTES

- **Jake Hanley** extended his hitting streak to 10 games to begin the season before his first hitless game. He became the first IU true freshman with a hit in each of his first 10 starts since **Paul Toetz** (13 starts – 2021) four years ago.

#### Hitting Streaks to Start Freshman Season (in starts - since 2021)

13	Paul Toetz (2021)
10	Jake Hanley (2025)
5	Tyler Cerny (2023)

- As a pitching staff, IU recorded 21 strikeouts across 10 innings of work against Xavier (Feb. 15, 2025). In records dating back to 2001, it matched a program single-game record (vs. Ball State – April 18, 2018). Under pitching coach Dustin Glant, IU has turned in seven different outings with at least 17 team strikeouts.

#### Team Strikeout Performances (since 2005)

21	Xavier (Feb. 15, 2025)
21	Ball State (April 18, 2018)
19	Ball State (April 4, 2012)
18	Penn State (March 13, 2021)
18	Middle Tennessee (March 26, 2024)
18	Maryland (May 26, 2022)

- Sophomore second baseman **Jasen Oliver** hit a game-tying home run in the bottom of the ninth inning against Xavier (Feb. 15). It was the fourth time in his young career he's hit either a game-tying or go-ahead home run.

#### Clutch Home Runs (Jasen Oliver)

Home Run	Opponent (Date)	Type
3-Run	Xavier (Feb. 15, 2025)	Game-Tying
3-Run	Purdue (May 21, 2024)	Go-Ahead
3-Run	Michigan (May 17, 2024)	Go-Ahead
Solo	Nebraska (May 10, 2024)	Game-Tying



Redshirt senior catcher **Jake Stadler**



## SEASON TRENDS AND NOTES

• IU won an extra-innings game for the first time in five tries with a walk-off single against Ohio State on March 14, 2025. It broke a streak of four-straight ties or losses when going past the ninth inning.

### Extra Innings (since 2024)

Innings	Opponent (Date)	Result
10	Ohio State (March 14, 2025)	W, 8-7
10	UNLV (Feb. 17, 2025)	L, 12-13
10	Xavier (Feb. 15, 2025)	L, 6-8
10	Nebraska (May 11, 2024)	L, 2-5
12	Ball State (April 24, 2024)	T, 7-7

• Junior outfielder **Devin Taylor** and sophomore outfielder **Andrew Wiggins** have been fantastic at taking free passes this season. Taylor leads the conference in walks while Wiggins is tied for fifth. Wiggins has also been hit by eight pitches this year.

### Big Ten Leaders (Walks) (as of March 25th)

Rank	Player	Walks
1.	Devin Taylor (Indiana)	28
T-5.	Andrew Wiggins (Indiana)	25

• Following up on the note above, the Hoosiers have a whole have been one of the most patient teams in the conference. IU is second in the conference with **163** walks.

• From Feb. 17-23, 2025, the Hoosiers walked 10+ times in three-straight games. It was the first time since at least 2004 that had happened for the IU program.

### Team Walks (three-straight games)

13	UNLV (Feb. 17)
14	Fordham (Feb. 22)
12	Harvard (Feb. 23)

• Redshirt sophomore **Korbyn Dickerson** has been on a tear since arriving in Bloomington. Head coach Jeff Mercer moved him into the three hole where he has thrived as a counterpart to Devin Taylor.

• Dickerson has been one of the breakout players in the Big Ten and all of college baseball. Through games played on March 30th, he was top three in four different major league categories.

### Big Ten Ranks (Korbyn Dickerson - as of March 30)

Rank	Category	Number
T-1.	Home Runs	13
T-2.	Hits	44
2.	RBI's	46
3.	Runs Scored	33

• Freshman first baseman **Jake Hanley** picked up eight hits during IU's weekend in Florida (Feb. 28 - March 2), firmly putting his name in the discussion as a candidate for Big Ten Freshman of the Year.

• He ranks tops in the Big Ten and is second in the NCAA hits among true freshman players as of the last official stat update (March 30th)

### NCAA Ranks (Hits - True Freshmen - as of March 30)

Rank	Player (School)	Hits
1.	Rylan Lujo (Dayton)	52
2.	Jake Hanley (Indiana)	45

• Freshman third baseman **Cooper Malamazan** had a night to remember in Indiana's 17-6 (F/8) win over Penn State on March 7th. He set an Indiana record - and matched a Big Ten record - with **4** doubles against the Nittany Lions.

• He is one of two players in conference history to have four doubles in a single game against a fellow Big Ten opponent. It was the first time in **19** years it had happened.

### Big Ten Single Game Doubles Records (all-time)

4*	Al Waxman (USC) vs. Occidental, 1959
4	Brian White (Illinois) vs. Oklahoma City, 1982
4	Chris Herbert (Minnesota) vs. Michigan State, 2006
4	Cooper Malamazan (Indiana) vs. Penn State, 2025

\* USC wasn't in the Big Ten at the time this happened

• The Hoosiers pounded **6** home runs in a run-rule victory over Mount St. Mary's on February 28th. Korbyn Dickerson and Devin Taylor each hit two while Ryan Gilbert and Joey Brenzewski slugged one as well.

• Since head coach Jeff Mercer took over, it was the fourth time that IU has hit at least six home runs in one contest.

### Team Home Runs (single game - since 2019)

9	Maryland (March 30, 2019)
8	Purdue (May 12, 2023)
6	Kentucky (March 15, 2022)
6	Mount St. Mary's (February 28, 2025)

• Jeff Mercer's squad put **20** runs on the board in a commanding 20-7 victory over Mount St. Mary's on March 2, 2025. The win involved 14 unanswered runs from the fourth inning on. It was the eighth game under his watch that IU has scored 20 runs in a game.

### Team Runs Scored (single game - since 2019)

26	Purdue (May 12, 2023)
23	Minnesota (April 25, 2021)
23	Morehead State (March 16, 2023)
22	Penn State (April 2, 2023)
22	Butler (March 30, 2024)
20	Kentucky (March 15, 2022)
20	Mount St. Mary's (March 2, 2025)
20	Maryland (March 30, 2019)

• Redshirt sophomore outfielder **Korbyn Dickerson** is on a power tear to begin the season. He already has **11** home runs and is one of the top hitters in the entire Big Ten.

• The last player to reach **10** home runs in a season at some point in the month of March was three years ago with Matthew Ellis. Dickerson just missed out on doing it in an equal number of games by two contests.

### Quickest to 10 Home Runs (since 2022)

Games	Player (Home Runs)
18	Matthew Ellis (10)
20	Korbyn Dickerson (10)





### SEASON TRENDS AND NOTES

• Graduate student right-handed pitcher **Ben Grable** came up clutch when Indiana's pitching staff needed it most. He turned in consecutive starts of five innings while allowing just one run or less in each outing.

• It was the first time in nearly four years that the Hoosiers got a pair of such outings in back-to-back weeks from the same starting pitcher. Grable has turned into a no-doubt weekend arm going forward.

#### Consecutive Starts

- at least five innings pitched, one or fewer runs allowed -

**Ben Grable** **2025**  
Stetson (Feb. 28), Penn State (March 7)

**Gabe Bierman** **2021**  
Northwestern (April 18), Minnesota (April 25)

• Freshman third baseman **Cooper Malamazian** added to recent Indiana history when he recorded a four-hit game against Penn State in the second game of a doubleheader on March 7th.

• He became the sixth IU true freshman since 2022 to record a four-hit contest and the first to do it this season.

#### Four-Hit Games (True Freshmen - since 2022)

4	Cooper Malamazian at Penn State (March 7, 2025)
4	Andrew Wiggins vs. Butler (March 30, 2024)
4	Jasen Oliver vs. Middle Tennessee (March 26, 2024)
4	Tyler Cerny at Illinois (April 15, 2023)
4	Devin Taylor vs. Bellarmine (March 11, 2023)
4	Brock Tibbitts, 3x, Last at Michigan (May 8, 2022)

• As is the standard under Mercer, IU freshmen have produced from the jump in the lineup. Four position players get regular playing time with Jake Hanley having started every game this season.

#### True Freshmen Offensive Numbers (Indiana)

Hits	97
Home Runs	12
Doubles	23
Runs Scored	76
RBI's	65
Games Played	114
Games Started	74

• Head coach Jeff Mercer needs just **10** more Big Ten wins to become the fastest coach in program history to reach **100** conference victories. He \*should\* hit the mark in under seven full seasons.

#### Mercer Big Ten Notes (since 2019)

Avg. Big Ten Wins Per Year	14
First Big Ten Victory	March 22 vs. Iowa (W, 3-2)
100th Big Ten Victory	-

• The Indiana skipper helped see the Hoosiers sweep its first home Big Ten series of the year against Ohio State (March 14-16). It was the **9th** sweep of a conference opponent since taking over the helm of the program.

#### Big Ten Sweeps (since 2019)

vs. Ohio State	March 14-16, 2025
vs. Rutgers	April 26-28, 2024
vs. Purdue	May 12-14, 2023
at Northwestern	May 5-7, 2023
vs. Ohio State	March 25-26, 2023
vs. Minnesota	April 21-25, 2021
vs. Penn State	March 13-14, 2021
vs. Rutgers	May 16-18, 2019
vs. Iowa	March 22-2024, 2019

• There have been **48** unique players hit a home run since Mercer became the head coach in 2019. Freshman third baseman **Cooper Malamazian** is the most recent player to record his first home run after an eighth-inning blast on Friday, March 14th against Ohio State.

#### Different Home Run Hitters by Year (since 2019)

2025	12
2024	15
2023	12
2022	12
2021	12
2020	4*
2019	13

• The Hoosiers had a prolific weekend in the series sweep of Ohio State (March 14-16). One thing that helped in the three wins was the fact that IU made **0** errors in any game on the weekend.

• It was the first time in six years that the program had gone errorless in all **three** games of a Big Ten weekend series.

#### Errorless in a Big Ten Series (since 2017)

vs. Ohio State	March 14-16, 2025
at Michigan	May 10-12, 2019
at Purdue	April 7-9, 2017

• IU's bats were on fire in a dominant 13-0 win over Bellarmine on March 25th. In fact they were so good that IU had **0** strikeouts in the entire game. It was the first time the program had done so through a contest in nearly **13** years.

#### Games Without a Strikeout (since 2007)

vs. Bellarmine	March 25, 2025
vs. Iowa	April 1, 2012
vs. Valparaiso	April 8, 2009
vs. Northwestern	May 10, 2008

• Freshman third baseman **Cooper Malamazian** continued his hot start to the season with **6** RBIs in a victory over Bellarmine on March 25th. He was the fifth freshman in the Jeff Mercer era (since 2019) with at least six RBIs in a single game.

#### Six RBIs by a Freshman in One Game (since 2019)

8	Jasen Oliver at Minnesota (April 21, 2024)
7	Joey Brenzewski vs. Penn State (April 14, 2024)
6	Tyler Cerny vs. Ohio (April 22, 2023)
6	Cooper Malamazian vs. Bellarmine (March 25, 2025)
6	Grant Richardson at Maryland (March 30, 2019)

• The Hoosiers worked a team **shutout** of Bellarmine on March 25th. It was IU's first shutout of an opponent since 2023.

#### Team Shutouts (since 2022)

W, 13-0	vs. Bellarmine (March 25, 2025)
W, 4-0	at Northwestern (May 5, 2023)
W, 2-0	vs. Iowa (April 8, 2023)
W, 12-0	vs. Minnesota (May 15, 2022)
W, 7-0	vs. Cincinnati (March 8, 2022)



### SEASON TRENDS AND NOTES

• Graduate student pitcher **Cole Gilley** has been a revelation for the Hoosiers this season. His best attribute has been the ability to limit walks. He's one of seven pitchers with at least **40** strikeouts this season in the Big Ten. Of those pitchers, he's the only one with less than **10** walks.

#### Big Ten Strikeout to Walk Numbers (*more than 40 strikeouts*)

Cole Gilley (Indiana)	6.14 (43-7)
Grayson Grinsell (Oregon)	4.18 (46-11)
Joseph Dzierwa (Michigan State)	4.15 (54-13)
Cade Obermuller (Iowa)	4.08 (53-13)

• Junior shortstop **Tyler Cerny** has really turned up the heat at the plate, especially in the back half of March. He has worked his average up near .300 and the power has come with it. Cerny's a crucial part of a potential second half run for Indiana.

#### Tyler Cerny Numbers (*in March*)

First 9 Games	.216 (8-37), 0 HR, 7 RBI, 6 R, 2 2B
Last 9 Games	.400 (14-35), 5 HR, 10 RBI, 14 R, 5 2B

• The Hoosiers have always trended in the right direction when the month of April hits. Head coach **Jeff Mercer** hopes that will ring true in 2025 with a big month of conference games.

#### Hoosiers in Month of April (*since 2023*)

2025	-
2024	10-4-1
2023	13-7

• After a tough loss to USC in the series finale, IU was admittedly a little frustrated. However, the Hoosiers were in a similar point at this time last season and rallied to make the Big Ten Tournament semifinals and reach the NCAA Tournament.

• IU is likely to get a trio of important arms (Jacob Vogel, Drew Buhr and Jackson Yarberry) back into the fold in the coming weeks. IU is also done with playing the new west coast schools in the regular season.

#### The Halfway Point

Stat	2024	2025
Record	14-14	15-13
RPI	110	101
Big Ten Record	1-2	6-6
Batting Average	.298	.310
Team ERA	7.05	5.87
Home Runs	37	50

• Freshman infielder **Cooper Malamazian** is also having a year to remember for the Hoosiers. He has taken over a starting spot on the left side of the infield and has really shined. He has double-digit doubles and could potentially break the IU single-season freshman record this season.

#### Season Doubles (*Freshmen - IU history*)

20	Josh Pyne (2022)
11	Cooper Malamazian (2025)

• Freshman first baseman **Jake Hanley** has been on a tear through the halfway point of the 2025 season. Through the end of March, he led not only freshmen in hits but all Big Ten players in base knocks. He's got a chance to break IU's all-time freshman single season hits record if he keeps up his pace.

• If Hanley plays the remainder of the season, on the same pace, he will become IU's first freshman with 90 hits in a season. A lot can happen along the way but he's on track for one of the greatest freshman seasons in program history.

#### Season Hits (*Freshmen - IU history*)

88	Alex Dickerson (2009)
88	Jerrud Sabourin (2009)
85	Dustin DeMuth (2011)
77	Micah Johnson (2010)
74	Josh Pyne (2022)
74	Sam Travis (2012)
45	Jake Hanley (2025)





### THE MERCER ERA

The best 10 outputs from the Hoosiers since Jeff Mercer became the head baseball coach in 2019.

#### Offense

##### Runs

26	Purdue (May 12, 2023)
23	Minnesota (April 25, 2021)
23	Morehead State (March 16, 2023)
22	Penn State (April 2, 2023)
22	Butler (March 30, 2024)
20	Kentucky (March 15, 2022)
20	Maryland (March 30, 2019)
20	Mount St. Mary's (March 2, 2025)

##### Hits

25	Purdue (May 12, 2023)
23	Kentucky (March 15, 2022)
22	Purdue (April 10, 2022)
22	Penn State (March 7, 2025)
20	Morehead State (March 15, 2023)
20	Butler (March 30, 2024)
19	Iowa (May 19, 2022)
19	Maryland (April 5, 2024)
18	Penn State (April 2, 2023)
18	Illinois (April 15, 2023)
18	Ohio (April 22, 2023)
18	Canisius (March 15, 2019)
18	Maryland (March 30, 2019)
18	Mount St. Mary's (Feb. 28, 2025)
18	Mount St. Mary's (March 2, 2025)

##### Home Runs

9	Maryland (March 30, 2019)
8	Purdue (May 12, 2023)
6	Kentucky (March 15, 2022)
6	Mount St. Mary's (Feb. 28, 2025)
5	Indiana State (March 19, 2019)
5	Morehead State (March 16, 2023)
5	Ball State (April 16, 2019)
5	Butler (March 30, 2024)
5	Rutgers (April 28, 2024)
5	Michigan (May 17, 2024)

#### Pitching

##### Strikeouts

21	Xavier (Feb. 15, 2025)
18	Middle Tennessee (March 26, 2024)
18	Maryland (May 26, 2022)
18	Penn State (March 13, 2021)
17	Maryland (March 31, 2019)
17	Clemson (Feb. 18, 2022)
17	Illinois (May 18, 2021)
17	Iowa (April 8, 2023)
17	Michigan (May 17, 2024)

#### Team

##### Run Differential

+22	Minnesota (April 25, 2021)
+19	Butler (March 30, 2024)
+18	Morehead State (March 16, 2023)
+15	Purdue (May 12, 2023)
+15	Purdue (March 4, 2020)
+15	Maryland (March 30, 2019)
+15	Maryland (March 31, 2019)
+15	Ohio (April 22, 2023)
+14	Purdue Fort Wayne (March 8, 2023)

### MERCER STACKING UP WINS

- One of the best young coaches in the entire country, Mercer has continued a strong foundation of success in Bloomington. He recorded career win No. 250 against Purdue in the 2024 Big Ten Tournament.

#### Career Wins

Year (School)	Wins
2025 (Indiana)	15
2024 (Indiana)	33
2023 (Indiana)	43
2022 (Indiana)	27
2021 (Indiana)	26*
2020 (Indiana)	9*
2019 (Indiana)	37
2018 (Wright State)	39
2017 (Wright State)	38
Career	266

### A STRONG RUN OF SUCCESS

- Since making the College World Series in 2013, the Hoosiers have been the standard of success for winning baseball and player development in the Midwest.

- Across three different head coaches, and emphasized by current skipper Jeff Mercer, IU's level of talent and production hasn't faltered for over a decade in Bloomington.

#### Awards and Accomplishments (since 2013)

Freshman All-Americans	11
All-Americans	10
Big Ten Tournament Appearances	10
NCAA Tournament Appearances	8
Big Ten Pitchers of the Year	3

#### 40-Win Seasons (since 2013)

Season	Overall Wins	Big Ten Finish
2023	43	2nd
2018	40	5th
2014	44	1st
2013	49	1st

### COUNTDOWN TO 2,500

- A program built on historic excellence, the Hoosiers are on the verge of an impressive all-time mark. With a good season, IU could reach 2,500 career wins for a baseball program that began in 1895.

#### All-Time Program Wins

Indiana Wins:	2,486
First Potential Game to Reach 2,500: April 25th at Iowa	

### NEVER HAVE WE EVER

Had a coach make three-straight NCAA Tournaments:

- In the past 15 years, the Hoosiers have made three-straight regionals. However, no one coach has done it himself. Now with back-to-back appearances, head coach Jeff Mercer could be the first to do so in program history.

Year	NCAA Regional
2025	-
2024	Knoxville Regional
2023	Lexington Regional

Seen a conference this big, this early:

- The Big Ten will turn to a 30-game slate, across 10 weekends, with the addition of four new programs. The conference will play with 17 teams, still working in a non-conference weekend, over the final 11 weeks of the year.

Note	Teams
New Opponents	vs. USC, at UCLA
First Big Ten Weekend	at Penn State (March 7-9)

Home Opponents:

Ohio State, USC, Michigan State, Maryland, Purdue

Away Opponents:

Penn State, UCLA, Illinois, Iowa, Michigan

Been this veteran, talented under head coach Jeff Mercer:

- There will be a lot of talent on this year's roster and some veteran arms and position players. Six players are going into their fifth/sixth year of college baseball while a lot of youngsters have games under their belt at this level.

Note	Number
RS-So./Jr./Sr./Gr.	23
Returning Starters (40+ Starts)	6



Outfielders Devin Taylor and Andrew Wiggins



## CHASING HISTORY

**Josh Pyne** has been an every day starter at the hot corner since arriving in Bloomington as a freshman in 2022. A fantastic defender, he's also one of IU's most consistent bats in the lineup.

Entering his senior season, he's already among the program's greats but will cement his name on the all-time lists. He's in line to break the all-time doubles record but could become just the 4th member of the 300-hit club at Indiana.

### Indiana All-Time Hits List

Rank	Name	Hits	Years
10.	Logan Sowers	235	2015-18
11.	Scott Donley	228	2013-15
	Vasili Spanos	228	2000-03
13.	Matt Braugher	227	1993-96
14.	Chris Sigler	226	1982-85
15.	<b>Josh Pyne</b>	<b>222</b>	<b>2022-</b>

### Indiana All-Time RBI List

Rank	Name	RBI	Years
12.	Josh Phegley	162	2007-09
13.	Bill Jordan	157	1986-89
14.	Brock Tibbitts	154	2022-24
15.	Kevin Goins	153	1990-93
16.	<b>Josh Pyne</b>	<b>152</b>	<b>2022-</b>

### Indiana All-Time Doubles List

Rank	Name	Doubles	Years
1.	Dustin DeMuth	63	2011-14
2.	Mickey Morandini	61	1985-88
	Alex Smith	61	1982-86
4.	Bill Jordan	59	1986-89
5.	<b>Josh Pyne</b>	<b>58</b>	<b>2022-</b>

### Indiana All-Time Runs Scored List

Rank	Name	Runs	Years
22.	Steven Smella	147	1993-96
23.	Josh Phegley	145	2007-09
24.	Kyle Kramer	144	1993-97
25.	Benjamin Clause	141	1997-2000
	<b>Josh Pyne</b>	<b>133</b>	<b>2022-</b>

## EXPERIENCE GALORE

Indiana boasts one of the most veteran outfielders in the entire country. Four of the six players have at least two years of college baseball under their belts while Devin Taylor started 50+ games a season ago.

### Career Appearances (in college)

Josh Pyne	184
Tyler DeMartino*	155
Tyler Cerny	146
Devin Taylor	142
Jake Stadler*	117
Joey Brenzczewski	74
Jasen Oliver	68

\*began career elsewhere

## THE DT FILE

• There's no question about it - Devin Taylor will go down as one of the best players in program history. A mixture of pure power and incredible bat speed has made him one of the nation's most dangerous hitters.

• Heading into his draft year in 2025, Taylor will have no shortage of attention on him. He, along with a strong core of players, will help attempt to carry the Hoosiers to a third-straight NCAA Tournament.

### Preseason Looks for Devin Taylor (honors and outlet)

- Perfect Game - Second Team All-American
- Perfect Game - Big Ten Player of the Year
- Perfect Game - All-Big Ten
- Baseball America - Big Ten Player of the Year
- D1 Baseball - Second Team All-American
- D1 Baseball - Big Ten Player of the Year
- Golden Spikes Watch List

## BIG POWER

• Armed with a powerful left-handed swing, Taylor has mashed his way up the record books and could look to become the new all-time home run kind at IU. Three players are tied with 47 career home runs at the top of the program list.

### Career Home Runs

Rank	Player	Home Runs
1.	Alex Dickerson	47
	Mike Smith	47
	Mike Sabo	47
4.	<b>Devin Taylor</b>	<b>46</b>

## ALL-AROUND THREAT

• Taylor has flashed his ability to be productive in a number of different ways. Not only can he hit home runs, he was also the team leader in batting average in 2024.

### All-Time Offensive Numbers (program history)

45+ Home Runs, 200+ Hits, 40+ Doubles, 150+ RBI

Player	HR	H	2B	RBI
Mike Sabo	47	257	54	231
Alex Dickerson	47	266	44	181
Devin Taylor	46	191	30	146

## CERNY'S STOCK RISES

• Tyler Cerny enjoyed a fantastic breakout season as a sophomore in 2024. His transition to the full time shortstop came with expected bumps but his offensive production never faltered and his defense improved over the course of the season.

• Cerny is starting to get going in the 2025 season and has made a big impact over the past month of the year.

## IMPROVEMENT IS KEY

• Albeit a good freshman season in 2023, his sophomore campaign in 2024 was that much better. The offensive numbers helped him become a Third Team All-Big Ten selection for the Hoosiers.

Stat	2023	2024
Batting Average	.276	.315
Hits	61	81
Doubles	9	24
RBI	43	60
Runs	47	60

## KEEP THE NUMBERS GOING

• The production for Tyler Cerny was unmatched in 2024, helping the Hoosiers at every spot in the lineup. In fact, his all-around season was so good; it hadn't been done since 2008

### Single Season Wrecking Crew (since 2008)

80+ hits, 60+ RBI, 20+ doubles, 10+ home runs

Player	H	RBI	2B	HR
Tyler Cerny (2024)	81	60	24	10
Josh Phegley (2008)	98	80	20	15

## CHASING HISTORY TOGETHER

• Not only college teammates, Cerny and Taylor spent the summer playing with the Coutit Kettleers in the Cape Cod League. Now back in Bloomington, the two are chasing a bit of history.

• Cerny and Taylor could be the first pair of teammates from the same recruiting class to reach 200+ career hits since Kyle Schwarber and Sam Travis (2012-14). Josh Pyne and Brock Tibbitts fell just short last year with Tibbitts finishing on 199 career base knocks.

### Career Three-Year Duos with 200+ Hits

(same high school recruiting class - since 2000)

First Season	Teammates
2012	Kyle Schwarber (238)/Sam Travis (236)
2023	Devin Taylor (191)/Tyler Cerny (173)



Juniors Tyler Cerny and Devin Taylor

### TEAM PRODUCTION

Over the last two seasons, the Hoosiers have been an offensive juggernaut. The goal when head coach **Jeff Mercer** took over the program was to build an offense that not only could hit for average, but could leverage power to all parts of the ballpark.

IU has put up top-10 marks in multiple offensive categories and will have a potent attack in 2025 to add to those impressive program marks.

#### Runs Scored

Program Season Rank	Runs	Year
5th	482	2024
4th	486	2023

#### Hits

Program Season Rank	Hits	Year
7th	624	2024
6th	655	2023

#### Home Runs

Program Season Rank	HR	Year
3rd	83	2024
6th	77	2023

#### Doubles

Program Season Rank	Doubles	Year
1st	140	2024
t-4th	131	2023

### IMPROVING IN BLOOMINGTON

There is a long list of IU players that have transferred to Bloomington from another school and found immediate success. Over the past few years, IU has found gems in the transfer portal and blossomed them into All-Big Ten caliber players.

#### Luke Sinnard (Western Kentucky to Indiana)

Stat	2022	2023
ERA	7.18	4.27
Strikeouts	28	114
Innings Pitched	26.1	86.1

#### Jake Stadler (Purdue to Indiana)

Stat	2023	2024
Batting Average	.034	.278
Hits	1	42
RBIs	4	27

#### Drew Buhr (Bellarmine to Indiana)

Stat	2023	2024
ERA	8.12	3.31
Batting Average Against	.307	.228
Earned Runs	68	18

#### Korbyn Dickerson (Louisville to Indiana)

Stat	2024	2025
Batting Average	.276	.355
Hits	4	44
Home Runs	0	13

### EXTREME DEPTH IN THE FIELD

• Jeff Mercer added some offensive firepower to an already potent offense. Transfer portal additions Korbyn Dickerson (Louisville) and Tyler DeMartino (Xavier) add versatility and veteran presence.

• Top prep bats Hogan Denny (Mooresville, Ind.) and Jake Hanley (Mason, Ohio) will get looks among the top freshman position players in the entire conference.

• Add those four to a lineup that returns juniors Devin Taylor and Tyler Cerny and sophomores Andrew Wiggins and Jasen Oliver and Mercer has some serious firepower to pick from.

### THE NEXT GREAT FIRST BASEMAN

• There has been a great history over the past 20 years in talented first basemen to play at Indiana. Chief among that list is former big leaguer Sam Travis and Jerrud Sabourin - the career leader in hits at IU.

• Jake Hanley figures to be next in line to join those players. He's started every game at first base this year and has quickly found his groove at the plate. He **leads** the Big Ten and is second in the NCAA in hits by a true freshman (as of March 30th).

#### First Year Numbers (Jake Hanley)

Batting Average	.398 (45-113)
Hits	45
Runs	28
RBI's	28
Doubles	7
Home Runs	6

### SOPHOMORE STEP FORWARD

• There has been a strong lineage of Hoosiers taking the next step between their freshman and sophomore seasons. Brock Tibbitts (2023) and Tyler Cerny (2024) took the two biggest jumps over the past couple years.

• Andrew Wiggins is now in line to be the 2025 addition to that list of talented players. He wasn't in the Opening Day lineup but has quickly found his way into a starting spot this year.

#### Wiggins' Line

2024	4 2B, 3 HR, 15 RBI, 14 BB
2025	6 2B, 3 HR, 19 RBI, 25 BB

### EVERYONE IN ON THE ACTION

• IU has need contributions from every offensive player as Jeff Mercer tries to figure out his preferred lineup. Only three position players (Dickerson, Hanley and Taylor) have started all 28 games.

• The Hoosiers have had 13 different players appear in at least 15 contests. 14 different players have made at least one start this year. IU has played **25-straight** games since with Devin Taylor and Korbyn Dickerson into the two and three holes respectively.

### EARLY FRESHMAN PRODUCTION

• In three-straight seasons, IU has had at least one true freshman hit 10+ home runs. Jasen Oliver reached that mark in the final at-bat of his 2024 season. The likes of Jake Hanley, Hogan Denny or Cooper Malamazian could continue that trend this year.

#### Home Runs by True Freshmen (last four seasons)

Year	Player	Home Runs
2025	Jake Hanley	6
2024	Jasen Oliver	10
2023	Devin Taylor	16
	Tyler Cerny	10
2022	Carter Mathison	19

### GILBERT'S EMOTIONAL HOME RUN

• Nobody on IU's roster has been through more than Ryan Gilbert. He originally enrolled in Bloomington for the 2021-22 school year (2022 season). But he left before the season started after coming down with an illness.

• He missed more than two years of baseball while recovering to full health. He played briefly at a junior college and then reenrolled at Indiana this past August. In his first career at-bat for IU, he smashed a two-run home run against Mount St. Mary's (Feb. 28).

### FREE IS FREE

• Junior shortstop **Tyler Cerny** is inching closer and closer to one of the more unique program records there is. He has been hit by 35 pitches in his career. Of available records, that ranks second in program history. He needs to be hit by four more pitches this season to break the school record.

#### Career Hit by Pitches (available records)

Rank	Player	HBP
1.	Chris Hervey	38
2.	<b>Tyler Cerny</b>	<b>35</b>
3.	Dustin DeMuth	32



Redshirt sophomore outfielder Korbyn Dickerson

## STATS AND NOTES

**Ryan Kraft** has enjoyed an up-and-down career but has seemed to regain his 2023 form that earned him All-Big Ten honors. Heading into his senior season, he stacks up among some of the program's best talent.

### Indiana All-Time Appearances

Rank	Name	App.	Years
5.	Chris Wilson	75	1997-2000
6.	Eric Jaques	74	1986-89
7.	<b>Ryan Kraft</b>	<b>71</b>	<b>2022-</b>

### Indiana Career Strikeouts

Rank	Name	K's	Year
22.	Luke Harrison	174	2012-15
23.	Eric Arnett	172	2007-09
24.	Nick Otte	171	1998-2001
25.	Mike Humphrey	169	1982-85
	<b>Ryan Kraft</b>	<b>162</b>	<b>2022-</b>

## HOMEGROWN HOOSIERS

IU will have a big collection of talented arms that were born and raised in the state. **Aydan Decker-Petty** and **Jacob Vogel** are two guys that have stayed home and improved massively on the mound.

### Indiana Natives (Pitchers)

Brayton Thomas	Fort Wayne, Ind./Bishop Dwenger
Jacob Vogel	North Vernon, Ind./Jennings County
Drew Buhr	Austin, Ind./Austin
Aydan Decker-Petty	New Castle, Ind./New Castle
Clayton Weisheit	Ferdinand, Ind./Forest Park
Cole Gilley	Columbus, Ind./Columbus East
Gavin Seebold	Jeffersonville, Ind./Jeffersonville
Deron Swanson	Fort Wayne, Ind./Snider
Will Eldridge	Cutler, Ind./Fort Wayne Carroll
Micah Vessely*	Greenwood, Ind./Greenwood
Holton Compton*	Richland, Ind./South Spencer

## PUNCH 'EM OUT

Since pitching coach Dustin Glant took over in 2022, the Hoosiers have been known to punch out batters. The top three single-season strikeout marks have all come under Glant.

In that same period, there have been seven pitchers drafted and a handful of All-Big Ten honorees. Ryan Kraft was First Team All-Big Ten in 2023 while Luke Sinnard broke the single season strikeout record (114) that same campaign.

### Single Season - Team Strikeouts

Rank	Year	Strikeouts
1.	2022	600
2.	2023	598
3.	2024	589
-	2025	242

## SPLITTING UP THE INNINGS

• IU has turned back to splitting up innings and appearances among some of its top arms to find more ways to win ballgames. Instead of seven innings up front, Gavin Seebold and Cole Gilley might split those innings between two-or-three contests to ensure IU's best chance to win.

### Solid Arms

Player	Stats
Gavin Seebold	1-3, 32.1 IP, 24 K, 7.52 ERA
Ben Grable	3-1, 24.2 IP, 25 K, 4.38 ERA
Cole Gilley	5-1, 32.1 IP, 43 K, 3.34 ERA
Pete Haas	1-1, 19.0 IP, 22 K, 5.68 ERA
Drew Buhr	0-1, 19.2 IP, 15 K, 2.29 ERA
Ryan Kraft	0-1, 21.0 IP, 22 K, 5.57 ERA

### BUHR IS BACK

• IU's bullpen got a much needed boost when graduate student Drew Buhr earned a medical waiver and received his extra year of eligibility. He turned it on down the stretch and became a shutdown reliever for the Hoosiers.

• Buhr had thrown **9.2** scoreless innings before the sixth inning at Penn State on Sunday. Two weeks ago (Feb. 24 - March 2), he collected two saves and helped IU go 3-0 in games he pitched.

### Indiana Statistics

2025	0-1, 2.29 ERA, 15 K, 19.2 IP, 6 BB
2024	2-2, 3.31 ERA, 48 K, 49.0 IP, 17 BB

### Last 9 Appearances (2024)

• 34.2 IP, 10 ER, 27 K, 8 BB

### NEW FACES STAR EARLY

• The Hoosiers went deep in the transfer portal to replace some graduating arms and some drafted talent. Along with a good freshman class and returning pitchers from injury, IU has gotten some early production from arms in their first year in Bloomington.

### Under-the-Radar Arms (2025 stats)

Player	Stats
Anthony Gubitosi	1-0, 5.79 ERA, 8 K, 14.0 IP
Deron Swanson	1-0, 4.26 ERA, 12 K, 6.1 IP
Grant Holderfield	1-0, 6.60 ERA, 14 K, 15.0 IP

## GETTING ARMS TO CAMPUS

• With the draft more focused on pitching than ever, getting your top prep pitchers to campus is a massive focus. IU only lost one prep player to the draft and received a reaffirmation from some of the top high school players in the country.

### Prep Arms Arriving in Bloomington (Pitchers)

Player	National Rank/Notes
Brayton Thomas (LHP)	171
Caleb Koskie (LHP)	443
Henry Brummel (RHP)	20th Round Pick
Trey Telfer	500+

### BULLPEN CLUTCH PERFORMANCES

• The Hoosiers have already benefited from some big performances on the bump early in the season. To fill innings in 56 regular season games, it takes a village. IU has maintained an earned run average of just under 6.00 this year while limiting walks.

### Cole Gilley

March 14 (Ohio State)	2.0 IP, 0 H, 3 K
March 21 (UCLA)	4.2 IP, 2 H, 1 ER, 6 K

### Grant Holderfield

March 28 (USC)	2.2 IP, 3 H, 1 R, 0 ER, 5 K
----------------	-----------------------------

### Gavin Seebold

March 23 (UCLA)	4.1 IP, 4 H, 1 R, 0 ER
-----------------	------------------------

### Drew Buhr

March 2 (Mount St. Mary's)	3.0 IP, 0 H, 4 K
Feb. 14 (UNLV)	4.0 IP, 2 H, 0 R, 5 K

### Henry Brummel

Feb. 24 (Northwestern)	2.2 IP, 1 H, 1 R, 2 K
------------------------	-----------------------

### Anthony Gubitosi

Feb. 17 (UNLV)	3.0 IP, 1 H, 2 K
----------------	------------------

### Pete Haas

March 18 (Evansville)	2.0 IP, 1 H, 4 K
-----------------------	------------------



Freshman pitcher **Henry Brummel**





## BART KAUFMAN FIELD

### Bart Kaufman Field Dedication: April 27, 2013

Capacity: 2,500

On August 19, 2011, the Indiana University Board of Trustees approved plans for a new baseball–softball complex. These new fields would be located just north of Assembly Hall, near the intersection of the 45/46 bypass and Fee Lane.

The new baseball field would replace Sembower Field, which had been the Hoosiers' home field since 1951. On February 15, 2012, Indiana University announced that the new baseball field would be named after Bart Kaufman, CEO of the Indianapolis-based Kaufman Financial Corporation, and an Indiana baseball alumnus. This announcement came after Kaufman pledged \$2.5 million to the construction of a new stadium.

Construction began on Bart Kaufman Field in May 2012, and was finished in March 2013; the stadium was formally dedicated on April 27 of that year. The Hoosiers' first game in the stadium was March 20, 2013, with a 15–1 win over Miami University.

On December 19, 2017, Indiana University Athletics announced plans to install an LED video scoreboard, beyond the outfield wall. The size of the new scoreboard is estimated to be 26.8 feet (8.16 m) high by 48.7 (14.84 m) feet wide.

Installation of the new scoreboard was completed prior to the start of the 2018 season, with it being utilized for the Hoosiers' home opener on March 6, 2018, against Cincinnati.

The facility has a clubhouse and locker room, training area and team rooms, indoor and outdoor hitting cages, turf field, press box, lights for night play, bench and stadium chair seating, entry plaza, picnic area, concessions and restrooms.

The stadium hosted an NCAA Regional in its first two years of existence; it marked the first two times the IU baseball program has played tournament games on campus. Bart Kaufman Field hosted its first Big Ten baseball tournament from May 24 to 28, 2017.

## RECORDS


### BART KAUFMAN FIELD ATTENDANCE RECORDS (all games)

Rank	Attendance	Opponent	Date
1.	4,312	Stanford\$	5/31/14
2.	4,125	Youngstown State\$	5/30/14
3.	3,862	Purdue	5/4/14
4.	3,661	Purdue	5/3/14
5.	3,524	Stanford\$	6/1/14
6.	3,328	Rutgers	4/11/14
7.	3,248	Minnesota	5/17/14
8.	3,214	Austin Peay\$	6/2/13
9.	3,193	Ohio State	5/15/15
10.	3,101	Morehead State	4/12/14
11.	3,077	Louisville	5/16/17
12.	3,045	Valparaiso	5/31/13
13.	3,003	Purdue	5/2/14
14.	2,969	Penn State	4/6/19
15.	2,961	Michigan State	4/19/14
16.	2,918	Illinois	5/13/16
17.	2,911	Cal State Fullerton	3/15/15
18.	2,882	Kentucky	5/8/18
19.	2,813	Rutgers	4/2/15
20.	2,783	Xavier	5/7/17

### BART KAUFMAN FIELD ATTENDANCE RECORDS (Big Ten only)

Rank	Attendance	Opponent	Date
1.	3,862	Purdue	5/4/14
2.	3,661	Purdue	5/3/14
3.	3,328	Rutgers	4/11/14
4.	3,248	Minnesota	5/17/14
5.	3,193	Ohio State	5/15/15
6.	3,003	Purdue	5/2/14
7.	2,969	Penn State	4/6/19
8.	2,961	Michigan State	4/19/14
9.	2,918	Illinois	5/13/16
10.	2,813	Rutgers	4/2/15

NOTE (\$): NCAA Regional



Phillip Glasser vs. top-10 Louisville in 2023



Carter Mathison celebrates a win over Minnesota in 2022.