



2025 SCHEDULE

February (0-4)

College Baseball Classic (Surprise, Ariz.)

14	UNLV	FloCollege	L, 2-4
15	Xavier	FloCollege	L, 6-8 (10)
16	#7 Oregon State	FloCollege	L, 0-6
17	UNLV	FloCollege	L, 12-13 (10)

USA Baseball Round Robin (Cary, N.C.)

22	Fordham	USABaseball.TV	5:00 PM
23	Harvard	USABaseball.TV	10:00 AM
24	Northwestern	USABaseball.TV	11:00 AM
25	Xavier	B1G+	4:00 PM
28	Mount St. Mary's^	--	1:00 PM
28	at Stetson	--	6:00 PM

March (0-0)

1	at Stetson	--	6:00 PM
2	Mount St. Mary's^	--	11:00 AM
4	Northern Kentucky	B1G+	4:00 PM
7	at Penn State*	B1G+	5:30 PM
8	at Penn State*	B1G+	1:00 PM
9	at Penn State*	B1G+	1:00 PM
11	at Indiana State	ESPN+	4:00 PM
14	Ohio State*	B1G+	6:00 PM
15	Ohio State*	B1G+	2:00 PM
16	Ohio State*	B1G+	1:00 PM
18	Evansville	B1G+	5:00 PM
21	at UCLA*	B1G+	9:00 PM
22	at UCLA*	B1G+	5:00 PM
23	at UCLA*	B1G+	4:00 PM
25	Bellarmine	B1G+	5:00 PM
28	USC*	B1G+	6:00 PM
29	USC*	B1G+	2:00 PM
30	USC*	Big Ten Network	12:00 PM

April (0-0)

1	Louisville	Big Ten Network	6:00 PM
4	Michigan State*	B1G+	6:00 PM
5	Michigan State*	B1G+	2:00 PM
6	Michigan State*	B1G+	1:00 PM
8	Ball State	B1G+	6:00 PM
11	at Illinois*	B1G+	7:00 PM
12	at Illinois*	B1G+	3:00 PM
13	at Illinois*	B1G+	2:00 PM
15	Indiana State	B1G+	6:00 PM
18	Maryland*	B1G+	6:00 PM
19	Maryland*	B1G+	2:00 PM
20	Maryland*	B1G+	1:00 PM
23	Ball State	--	6:00 PM
25	at Iowa*	B1G+	7:05 PM
26	at Iowa*	B1G+	3:05 PM
27	at Iowa*	B1G+	2:05 PM
29	at Evansville	ESPN+	6:00 PM

May (0-0)

2	at Abilene Christian	ESPN+	7:05 PM
3	at Abilene Christian	ESPN+	4:05 PM
4	at Abilene Christian	ESPN+	2:05 PM
9	Purdue*	B1G+	6:00 PM
10	Purdue*	B1G+	2:00 PM
11	Purdue*	Big Ten Network	4:00 PM
13	at Cincinnati	ESPN+	6:00 PM
15	at Michigan*	B1G+	6:00 PM
16	at Michigan*	B1G+	6:00 PM
17	at Michigan*	B1G+	2:00 PM

Big Ten Tournament (Omaha, Neb.; Charles Schwab Field)

20-25	TBD	Big Ten Network	TBD
-------	-----	-----------------	-----

All times eastern and subject to change

* - Big Ten Conference game | ^ - DeLand, Fla. | & - Victory Field; Indianapolis, Ind.

Rankings listed from D1Baseball/Baseball America

USA BASEBALL ROUND ROBIN & XAVIER



Indiana Hoosiers (0-4, 0-0 Big Ten)
Head Coach: Jeff Mercer
Indiana Record: 174-127-1 (7th Year)
Career Record: 251-175-1 (9th Year)



Fordham Rams (0-3, 0-0 Atlantic 10)
Harvard Crimson (0-3, 0-0 Atlantic 10)
Northwestern Wildcats (2-1, 0-0 Big Ten)
Xavier Musketeers (2-2, 0-0 Big East)

Series Information

Game 1: vs. Fordham: Saturday, February 22nd, 5:00 p.m.

Game 2: vs. Harvard: Sunday, February 23rd, 10:00 a.m.

Game 3: vs. Northwestern: Monday, February 24th, 11:00 a.m.

Game 4: vs. Xavier: Tuesday, February 25th, 4:00 p.m.

Stadium: USA Baseball Complex (1-3) & Bart Kaufman Field (4)

Watch: USABaseball.TV & B1G+

Listen: Indiana Hoosiers Sports Network (Ben Haller)

Live Stats: Stat Broadcast

PROJECTED STARTING PITCHERS

Indiana vs. USA Baseball Round Robin & Xavier

USA Baseball Complex (Cary, N.C.) & Bart Kaufman Field (Bloomington, Ind.)

Indiana

Saturday, February 22nd (5:00 p.m.)

RHP Gavin Seebold, R-Sr. (0-1, 9.00 ERA)

Sunday, February 23rd (10:00 a.m.)

RHP Cole Gilley, Gr. (0-0, 1.69 ERA)

Monday, February 24th (11:00 a.m.)

TBD (0-0, 0.00 ERA)

Tuesday, February 25th (4:00 p.m.)

TBD (0-0, 0.00 ERA)

USA Baseball Round Robin/Xavier

Fordham | Saturday, February 22nd (5:00 p.m.)

RHP Robbie Stewart, Sr. (0-0, 5.40 ERA)

Harvard | Sunday, February 23rd (10:00 a.m.)

RHP Andrew Abler, So. (0-0, 0.00 ERA)

Northwestern | Monday, February 24th (11:00 a.m.)

TBD (0-0, 0.00 ERA)

Xavier | Tuesday, February 25th (4:00 p.m.)

TBD (0-0, 0.00 ERA)

LEADING OFF

HANLEY HITS: Freshman first baseman **Jake Hanley** got straight to work last weekend. He racked up **6** hits in his first four games and owns a four-game hitting streak to begin his college career. Hanley picked up the first three-hit day of his career against UNLV (Feb. 17).

GILLEY DAZZLES: Graduate student pitcher **Cole Gilley** was phenomenal in his IU debut last Saturday (2/15) against Xavier. He racked up **11** strikeouts, the most of any IU pitcher on opening weekend since at least 2005. It was the most in a non-conference game since 2023 (13 - **Luke Sinnard**).

BIG-HIT JOLLY: Sophomore second baseman **Jasen Oliver** hit a game-tying three-run home run in the bottom of the ninth inning on Saturday (2/15). It was the **4th** career go-ahead or game-tying home run of his career. Three of the four have been three-run home runs.

DICKERSON STEPS UP: Redshirt sophomore center fielder Korbyn Dickerson made his IU debut this past weekend with starts in all four games. He hit **.333** (5-15) and hit the first home run of his career on Monday (2/17). He reached base **9** times in total on the weekend.

PUNCH 'EM OUT: As a pitching staff, Indiana racked up **21** strikeouts in the contest against Xavier last Saturday (2/15). Gilley was responsible for 11 of them himself. It matches the most strikeouts in a single game for IU since at least the 2005 season.


BIG DEBUTS: There were **6** true freshmen that made their collegiate debuts this past weekend. Hanley and outfielder **Hogan Denny** started all four. Infielder **Will Moore** collected the first hit of his career on Monday (2/17). Third baseman **Cooper Malamazian** appeared in all four games.

AROUND THE HORN

No.	Name	Pos.	GP-GS	AVG.	R	H	HR	RBI	2B
9	Jake Stadler (R-Sr.)	C	4-2	.286	2	2	0	0	0
34	Jake Hanley (Fr.)	1B	4-4	.353	2	6	0	1	0
2	Jasen Oliver (So.)	2B	4-4	.167	1	3	1	3	0
8	Tyler Cerny (Jr.)	SS	4-4	.267	5	4	1	1	0
10	Josh Pyne (Sr.)	3B	4-4	.000	1	0	0	0	0
5	Devin Taylor (Jr.)	LF	4-4	.235	0	4	0	3	0
20	Korbyn Dickerson (R-So.)	CF	4-4	.333	3	5	1	3	1
12	Hogan Denny (Fr.)	RF	4-4	.059	2	1	0	0	0
23	Joey Brenczewski (R-So.)	DH	4-2	.250	1	2	1	5	0

13	Andrew Wiggins (So.)	OF	4-1	.000	3	0	0	0	0
15	Cooper Malamazian (Fr.)	INF	4-0	.000	0	0	0	0	0
6	T.J. Schuyler (So.)	C	3-2	.000	0	0	0	0	0

*normal starters - subject to change



Junior shortstop Tyler Cerny

QUICK FACTS

Indiana University Bloomington, Ind.



Population:	85,071
Founded:	1820
Enrollment:	48,952
Nickname:	Hoosiers
Colors	Cream and Crimson
Conference	Big Ten
University President	Pamela Whitten
Athletics Director	Scott Dolson
Faculty Athletics Representative	Dr. Kurt Zorn

Bart Kaufman Field

Opened	March 20, 2013 - Miami (Ohio); W, 15-1
Record	206-74-1 (.735)
Capacity	4,000
Dimensions	330-370-400-380-340
Attendance Record	4,312
	<i>Stanford; 5/31/14 (NCAA Super Regional)</i>
Regular Season Attendance Record	3,862
	<i>Purdue; 5/4/14</i>

2025 Team Information

2024 Overall Record	33-26-1
Home/Road/Neutral Site	17-11/11-9-1/5-6
2024 Big Ten Record (Finish)	15-9 (3rd)
Position Starters Returning/Lost (25-plus starts)	6/3
Pitchers Returning/Lost (10-plus appearances)	8/4
Letterwinners Returning/Lost	17/20
Newcomers	24 (11 freshmen, 13 transfers)

Program Information

First Year of Baseball:	1895 (131st season)
First Year in Big Ten	1899
All-Time Record (Win %)	2,471-1,918-25 (.563)
All-Time Big Ten Record (Win %)	874-1,029-8 (.459)

NCAA Tournament History

Appearances (11):	1949, 1996, 2009, 2013, 2014 2015, 2017, 2018, 2019, 2023, 2024
Super Regionals (1):	2013
College World Series (1):	2013

Championship History

Big Ten Regular Season Championships (7):	1925, 1932 1938 (co), 1949 (co), 2013, 2014, 2019
Big Ten Tournament Appearances (19):	1991, 1993 1996, 2002, 2003, 2008, 2009, 2010, 2012, 2013, 2014 2015, 2016, 2017, 2018, 2019, 2022, 2023, 2024
Big Ten Tournament Record (Win %)	33-32 (.508)
Big Ten Tournament Titles (4):	1996, 2009, 2013, 2014

INDIANA STRATEGIC COMMUNICATIONS

CONTACT INFORMATION

Jared Rigdon - Assistant Director of Strategic Communications

2nd Season • Indiana (21) • Volleyball, Baseball

• Phone	(317) 847-3953
• Email	jmrigdon@iu.edu
• Twitter	@RigdonJared



INTERVIEW PROTOCOL

Please contact Jared Rigdon for all player and coach interviews. Select players and head coach Jeff Mercer will be made available following each home contest and at request following road games.

2025 BASEBALL ROSTER

#	Name	Pos.	B/T	Ht.	Wt.	Cl.	Hometown/High School (Previous School)
2	Jasen Oliver	INF	R/R	5-11	185	So.	Almont, Mich./Orchard Lake St. Mary's Prep
3	Tyler DeMartino	OF	R/R	6-0	205	Sr.	Potomac, Md./Walt Whitman (Xavier)
5	Devin Taylor	OF	L/R	6-1	215	Jr.	Cincinnati, Ohio/LaSalle
6	TJ Schuyler	C	R/R	6-2	220	So.	Antioch, Ill./Antioch
8	Tyler Cerny	INF	R/R	6-2	205	Jr.	Greenwood, Ind./Center Grove
9	Jake Stadler	C	L/R	6-1	215	RS-Sr.	Greenfield, Ind./Mt. Vernon (Purdue)
10	Josh Pyne	INF	R/R	6-0	195	Sr.	Bloomfield, Ind./Linton-Stockton
11	Will Moore	INF	L/R	5-9	170	Fr.	Paris, Ontario/Paris District
12	Hogan Denny	C/OF	R/R	6-0	215	Fr.	Mooreville, Ind./Mooreville
13	Andrew Wiggins	OF	L/R	6-4	225	So.	Indianapolis, Ind./Heritage Christian
14	Brayton Thomas	LHP	L/L	6-5	220	Fr.	Fort Wayne, Ind./Bishop Dwenger
15	Cooper Malamazian	INF	R/R	6-2	185	Fr.	Clarendon Hills, Ill./Nazareth Academy
16	Anthony Gubitosi	LHP	L/L	5-11	192	Jr.	Freehold, N.J./Colts Neck (Delaware)
17	Ben Grable	RHP	R/R	6-4	215	Gr.	Pasadena, Calif./Flintridge Preparatory (Northwestern)
18	Grant Holderfield	LHP	L/L	6-3	220	RS-Jr.	Oak Park, Ill./Oak Park & River Forest
19	Cole Decker	OF	L/R	5-11	185	Fr.	Evansville, Ind./Evansville North
20	Korbyn Dickerson	OF	R/R	6-1	205	RS-So.	Jeffersonville, Ind./Trinity (Louisville)
21	Jacob Vogel	RHP	R/R	6-7	250	RS-So.	North Vernon, Ind./Jennings County
23	Joey Brenzewski	INF/OF	S/R	6-3	195	RS-So.	Fishers, Ind./Fishers
24	Drew Buhr	RHP	R/R	6-1	205	Gr.	Austin, Ind./Austin (Bellarmine)
26	Seth Benes	RHP	R/R	6-2	210	So.	O'Fallon, Mo./Liberty-Wentzville
27	Clayton Weisheit	RHP	R/R	6-6	235	So.	Jasper, Ind./Forest Park (Southern Indiana)
28	Matthew Bohnert	LHP	L/L	5-8	187	RS-Sr.	Cave Creek, Ariz./Cactus Shadows (Lipscomb)
29	Ryan Kraft	LHP	L/L	6-4	220	Sr.	Mokena, Ill./Lincoln-Way Central
30	Ryan Rushing	LHP	L/L	5-10	190	So.	Bradenton, Fla./IMG Academy
31	Henry Brummel	RHP	R/R	6-5	210	Fr.	Pontiac, Ill./Pontiac
32	Cole Gilley	RHP	R/R	6-1	205	RS-Sr.	Columbus, Ind./Columbus East (Indiana State)
33	Trey Telfer	RHP	R/R	6-1	185	Fr.	San Diego, Calif./Cathedral Catholic
34	Jake Hanley	INF	L/R	6-6	235	Fr.	Mason, Ohio/Mason
35	Evan O'Neill	RHP	R/R	6-4	220	RS-Fr.	Alpharetta, Ga./Blessed Trinity Catholic
36	Micah Vessely	RHP	R/R	6-1	185	Fr.	Greenwood, Ind./Greenwood
37	Ryan Gilbert	OF	R/R	6-5	235	RS-So.	Cleveland, Ohio/Kenston
38	Jackson Yarberry	RHP	R/R	6-3	225	So.	Lake St. Louis, Mo./Timberland (St. Louis)
39	Michael Lorenzetti	RHP	R/R	6-8	225	Jr.	Bristol, Conn./Taft School (Iona)
40	Gavin Seebold	RHP	R/R	6-2	205	RS-Sr.	Jeffersonville, Ind./Jeffersonville (Southern Indiana)
41	Deron Swanson	LHP	L/L	6-3	195	Sr.	Fort Wayne, Ind./Snider (St. Francis)
42	Brayden Ricketts	C	L/R	6-2	205	Fr.	Brampton, Ontario/Jean Augustine Secondary
43	Caleb Koskie	LHP	R/L	6-0	185	Fr.	Excelsior, Minn./Benilde-St. Margaret's
44	Will Eldridge	RHP	R/R	6-4	210	Jr.	Flora, Ind./Carroll (Flora) (Indiana Wesleyan)
45	Holton Compton	RHP	R/R	6-6	220	Jr.	Richland, Ind./South Spencer (Rend Lake CC)
51	Pete Haas	RHP	R/R	6-0	195	RS-Jr.	Hancock, N.H./Keene (Stonehill)
55	Aydan Decker-Petty	RHP	R/R	6-5	205	Jr.	New Castle, Ind./New Castle

Coaching Staff

Head Coach: Jeff Mercer (Wright State), 7th Season at Indiana

Associate Coach - Pitching: Dustin Glant (Purdue), 4th Season at Indiana

Assistant Coach - Hitting & Recruiting Coordinator: Zach Weatherford (Wright State), 4th Season at Indiana

Assistant Coach - Infield: Blake Allen (Blackburn), 1st Season at Indiana

Support Staff

Director of Player Development and Operations - Pitching & Catching Coordinator: Denton Sagerman, 7th Season

Athletic Trainer: Joel Langemaat, 13th Season

Athletic Performance Coach: Chris Virtue, 18th Season

Program Assistant: Morgan Colopy, 1st Season in Role, 6th Season Overall

Special Assistant to the Head Coach: Scott Rolen, 7th Season

Pronunciation Guide

Seth Benes	ben-ess	Caleb Koskie	KOSS-KEY
Matthew Bohnert	BON-ert	Michael Lorenzetti	LOR-n-zetty
Joey Brenzewski	Brin-CHESS-key	Cooper Malamazian	mal-uh-may-zee-in
Drew Buhr	BURR	TJ Schuyler	skyler
Tyler Cerny	sir-KNEE	Gavin Seebold	See-bold
Cole Gilley	Gill-e (like a fish gill)	Deron Swanson	DERIN
Anthony Gubitosi	GOOB-itosi	Clayton Weisheit	Why-sight
Pete Haas	HOSS	Jackson Yarberry	YAR-berry

WEEKEND NOTES

BOUNCE BACK: The Indiana Baseball team will look to bounce back after going winless in Arizona on opening weekend. The Hoosiers will play three games in Cary, N.C. (Feb. 22-24) in addition to a midweek contest against Xavier that's currently scheduled for (Feb. 25).

Three of IU's losses last weekend came by two-or-fewer runs. IU left the bases loaded on five occasions during the weekend and went just 6-for-36 with runners in scoring position.

THROUGH THE ORDER: Under pitching coach Dustin Glant, the Hoosiers have operated by getting through the order one time and taking it from there. You will see a lot of three-or-four inning outings from starters and long relievers.

That's what happened last weekend in Arizona. Drew Buhr (4.0), Anthony Gubitosi (3.0) and Jackson Yarberry each had three-inning relief outings. IU's four starters went anywhere from two to five and a third innings. Gavin Seebold and Cole Gilley are legitimate front-end starters. As the season goes, IU should have plenty of long-relief options as well.

BATS WILL GET GOING: IU hit just .211 as a team in the first weekend of the season, finding themselves between timing and pitchers. The Hoosiers had 40 strikeouts and just 28 hits. Those numbers figure to even themselves out as the season fully picks up.

The Hoosiers had a number of hard-hit balls that went directly to the opposing defense. UNLV turned a handful of double plays on Friday on balls that were hit 95+ mph off the bat.

Freshman first baseman Jake Hanley found gaps in the defense and it's only a matter of time before the rest of the team does too.

LAST TIME OUT

UNLV 13, INDIANA 12 (F/10)

February 17, 2025 | Surprise, Ariz. | Surprise Stadium

• IU had multiple chances to win the game in the eighth and ninth innings but couldn't find the go-ahead run. The Hoosiers overturned a pair of deficits but couldn't comeback from a tenth-inning grand slam from UNLV.

• Redshirt sophomore outfielder Korbyn Dickerson, redshirt sophomore designated hitter Joey Brenzewski and junior outfielder Devin Taylor each had three RBIs in the defeat. Junior left-handed pitcher Anthony Gubitosi tossed three scoreless innings.

SERIES VS. WEEKEND OPPONENTS

FORDHAM: These two teams have met just once before, an 8-2 Indiana win at a neutral field in 1987. The last Atlantic 10 opponent the Hoosiers played was George Mason (W, 9-3) in 2024.

HARVARD: It will be nearly 88 full years between meetings with Indiana and Harvard. The two sides last played in June of 1937 with the Hoosiers winning 5-3. The last Ivy League team that IU played was Dartmouth (W, 8-6) in 2015.

NORTHWESTERN: These two teams will meet in a neutral site contest for the first time since a 2010 Big Ten Tournament game in Columbus, Ohio. It's the first one-off game between the sides since 1983.

Northwestern is one of three division one schools (Ohio State, Purdue) that IU holds over 100 all-time wins against. The two teams first played in 1895 - the first year of baseball in program history.

Right-handed pitcher Ben Grable spent three years at Northwestern and pitched against the Hoosiers in the 2023 series in Evanston.

XAVIER: The Hoosiers hold a 28-7 advantage through 35 all-time meetings with the Musketeers. The two sides met just over a week ago (Feb. 15) in Surprise, Ariz. with Xavier winning 8-6 in 10 innings.

Grad student outfielder Tyler DeMartino played four years at Xavier, helping them to the NCAA Tournament in 2023. Former IU right-handed pitcher Evan Whiteaker (2023-24) transferred to Xavier this offseason.

Cole Gilley struck out 11 batters as part of a 21-strikeout performance by IU's pitching staff. Jasen Oliver and Tyler Cerny both hit home runs in the defeat.

A WIN WOULD...

FORDHAM: IU will be looking to pick up its first win of the season after a couple close calls in Arizona. The Hoosiers haven't lost five-straight games since 2021 and haven't opened the season with five-straight losses since 2006.

CARY SWEEP: After a tough opening weekend, the Hoosiers need to quickly right the ship. Going 3-0 in Cary would help calm nerves and get confidence back for the program. IU last went undefeated in a non-conference weekend when it swept Baylor in 2024.

GOING 4-0: Adding a midweek win over Xavier - and getting revenge for the opening weekend loss - would add a quality win to IU's early resume. A 4-0 four-day stretch would also get the Hoosiers back to .500 on the season.

HISTORY VS. WEEKEND TEAMS

Fordham

- Overall: 1-0
- Mercer vs. Opponent at IU: 0-0
- Active Streak: W1
- Last Indiana Win: March 13, 1987 (W, 8-2)



Last 3 Meetings (IU is 1-0)

Date	Site	Result
3/13/1987	DeLand, Fla.	W, 8-2

Harvard

- Overall: 1-0
- Mercer vs. Opponent at IU: 0-0
- Active Streak: W1
- Last Indiana Win: Never Met

Last 3 Meetings (IU is 1-0)

Date	Site	Result
6/16/1937	Bloomington, Ind.	W, 5-3

Northwestern

- Overall: 118-76-1
- Mercer vs. Opponent at IU: 6-3
- Active Streak: W3
- Last Indiana Win: May 7, 2023 (W, 11-9)

Last 3 Meetings (IU is 3-0)

Date	Site	Result
5/7/2023	Evanston, Ill.	W, 11-9
5/6/2023	Evanston, Ill.	W, 5-2 (12)
5/5/2023	Evanston, Ill.	W, 4-0

Xavier

- Overall: 28-7
- Mercer vs. Opponent at IU: 2-4
- Active Streak: L1
- Last Indiana Win: May 10, 2023 (W, 8-6)

Last 3 Meetings (IU is 1-2)

Date	Site	Result
2/15/2025	Surprise, Ariz.	L, 6-8 (10)
5/10/2023	Cincinnati, Ohio	W, 8-6
3/20/2022	Bloomington, Ind.	L, 7-13

LAST TIME VS. OPPONENTS

INDIANA 8, FORDHAM 2

March 13, 1987 | DeLand, Fla.

- The Hoosiers won the only game between the two sides.

INDIANA 5, HARVARD 3

June 16, 1937 | Bloomington, Ind.

- IU won a late regular season game against the Crimson.

INDIANA 11, NORTHWESTERN 9

March 7, 2023 | Evanston, Ill. | Miller Park

- IU got three RBIs from catcher Peter Serruto and five outstanding innings from Ben Seiler and Brayden Risedorph to finish off a series sweep of Northwestern.

XAVIER 8, INDIANA 6 (F/10)

February 15, 2025 | Surprise, Ariz. | Surprise Stadium

- The Hoosiers dropped their first extra-innings game of the season after allowing two runs in the top of the tenth inning. Jasen Oliver, who hit a game-tying three-run home run in the ninth, left the bases loaded in the bottom of the tenth.

- Cole Gilley racked up 11 strikeouts on the mound, part of a 21-strikeout performance from the IU pitching staff. Tyler Cerny hit the first home run of the season in the seventh inning for IU.

PRESEASON HONORS

Big Ten Preseason Poll

1.	Oregon Ducks
2.	Nebraska Cornhuskers
3.	Indiana Hoosiers
4.	UCLA Bruins
5.	Michigan Wolverines
6.	USC Trojans

Big Ten Preseason Players to Watch

Devin Taylor (OF)	Jr., Cincinnati, Ohio
Tyler Cerny (SS)	Jr., Greenwood, Ind.
Ben Grable (RHP)	Gr., Pasadena, Calif.

Preseason Honors

D1 Baseball

Devin Taylor	Second Team All-American
Devin Taylor	Big Ten Player of the Year

Perfect Game

Devin Taylor	Second Team All-American
Devin Taylor	Big Ten Player of the Year
Devin Taylor	First Team All-Big Ten
Jasen Oliver	First Team All-Big Ten

Perfect Game

Devin Taylor	Second Team All-American
--------------	--------------------------

Baseball America

Devin Taylor	Big Ten Player of the Year
Hogan Denny	Big Ten Freshman of the Year

Team

D1 Baseball	No. 9 Impact Freshmen Class
D1 Baseball	Preseason Regional Team
Baseball America	No. 25 Preseason Team
NCBWA	No. 25 Preseason Team

2025 NEWCOMERS

• High School (11)

- INF	Will Moore	Paris, Ontario/Paris District
- C/OF	Hogan Denny	Mooresville, Ind./Mooresville
- LHP	Brayton Thomas	Fort Wayne, Ind./Bishop Dwenger
- INF	Cooper Malamazian	Clarendon Hills, Ill./Nazareth Academy
- OF	Cole Decker	Evansville, Ind./Evansville North
- RHP	Henry Brummel	Pontiac, Ill./Pontiac
- INF	Jake Hanley	Mason, Ohio/Mason
- C	Brayden Ricketts	Brampton, Ontario/Jean Augustine
- LHP/OF	Caleb Koskie	Excelsior, Minn./Benilde-St. Margaret's
- RHP	Trey Telfer	San Diego, Calif./Cathedral Catholic
- RHP	Micah Vessely	Greenwood, Ind./Greenwood

• Transfer Portal (13)

- OF	Tyler DeMartino (Gr.)	Potomac, Md./Xavier
- LHP	Anthony Gubitosi (Jr.)	Freehold, N.J./Delaware
- OF	Korbyn Dickerson (R-So.)	Jeffersonville, Ind./Louisville
- RHP	Clayton Weisheit (So.)	Jasper, Ind./Southern Indiana
- RHP	Cole Gilley (R-Sr.)	Columbus, Ind./Indiana State
- OF	Ryan Gilbert (R-So.)	Cleveland, Ohio/Bryant & Stratton
- RHP	Jackson Yarberry (So.)	Lake St. Louis, Mo./Saint Louis
- RHP	Michael Lorenzetti (Jr.)	Bristol, Conn./Iona
- RHP	Gavin Seebold (Sr.)	Jeffersonville, Ind./Southern Indiana
- LHP	Deron Swanson (Sr.)	Fort Wayne, Ind./St. Francis (Ind.)
- RHP	Will Eldridge (Jr.)	Flora, Ind./Indiana Wesleyan
- RHP	Holton Compton (Jr.)	Richland, Ind./Rend Lake C.C.
- RHP	Pete Haas (R-Jr.)	Hancock, N.H./Stonehill

2025 QUICK FACTS

Fresh off back-to-back NCAA Tournament appearances and top-three finishes in the Big Ten, the Indiana Baseball team has big expectations again in 2025.

Head coach Jeff Mercer - in his seventh season - has created one of the best player development programs in the country. The high school driven model has turned out professional players and a plethora of wins over the last seven years.

With a strong returning core and one of his deepest rosters to date, the Hoosiers are expected to contend in the new-look Big Ten Conference. Here are some notes and numbers to know ahead of a much-anticipated 2025 campaign.

Returning Depth in the Field: The Hoosiers return six different position players that made at least 40 starts last season. Junior Tyler Cerny (SS) and senior Josh Pyne (3B) both started all 60 games a year ago. Junior Devin Taylor (OF) started 59 contests, missing just one due to personal reasons.

Head coach Jeff Mercer will have what is expected to be his deepest and most talented offensive roster of his seven-year tenure in Bloomington.

Paired with the six returning starters, IU brought another strong crop of prep players to campus this fall. Hogan Denny (C/OF) and Jake Hanley (1B) are the blue-chip pieces but Cooper Malamazian (INF) and Cole Decker (OF) could also see plenty of at-bats.

New Look, New Feel on the Mound: After losing a number of big arms to the 2024 MLB Draft (Sinnard, Foley and Risedorph), the Hoosiers completely overhauled their pitching staff with the goal to throw strikes at a more consistent rate this year.

Pitching coach Dustin Glant, who has turned IU into a strikeout machine on the mound, will rely on transfers Gavin Seebold (Southern Indiana), Cole Gilley (Indiana State) and Jackson Yarberry (Saint Louis) as expected starters.

Returning pitchers Drew Buhr, Ryan Kraft and Aydan Decker-Petty will give IU a number of long-relief options. Buhr worked a 3.31 earned run average last year, developing into a reliable option out of the bullpen.

At the back end of the bullpen, Jacob Vogel will return for late-inning action. Ben Grable and Will Eldridge have electric arms and give Glant morfirepower to close down games.

Other options on the mound include freshmen Brayton Thomas and Henry Brummel as well as Seth Benes, Clayton Weisheit, Grant Holderfield, Trey Telfer and Deron Swanson.

2025 THINGS TO WATCH

DT Legacy Season

Devin Taylor will go down as one of the best players in program history. One of the smoothest swings to ever grace Bloomington, the junior will be on record watch throughout the year.

The expected top-15 MLB Draft Pick this summer is just 12 home runs away from breaking the program's all-time home run record. He needs just 51 hits to reach 200 in his IU career and is currently batting .338 across his first two seasons.

Only two other players in IU history (Sam Travis, Alex Dickerson) was named a Big Ten Freshman of the Year and Big Ten Player of the Year during their career. Taylor already was the league rookie of the year (2023) and will now search for the top individual prize in the Big Ten.

Mercer Keeps the Hoosiers Going

Since being hired as the skipper in Bloomington, head coach Jeff Mercer has kept the Hoosiers humming along at a high level. He is just 16 Big Ten wins away from becoming the fastest coach to 100 league wins in program history.

He needs 25 overall wins for 200 in his career at IU and is also on track to become the first IU coach in program history to take the team to three-straight NCAA Tournaments.

Milestones Coming

Players and coaches aren't the only ones with milestones on the horizon in 2025. As a program, the Hoosiers need just 29 wins to reach 2,500 all-time victories. The program is heading into its 131st season and has become a nationally-recognized team over the past 15 years.

If the Hoosiers could get to 40 wins, it would be the fifth 40-win season since 2013. Three different coaches have led IU to a 40-win season in that span. Since 2013, IU has had at least 30 wins in all but one fully contested season.



Head coach Jeff Mercer and sophomore Jasen Oliver

HOW THE HOOSIERS WERE BUILT

High School Recruiting

• 2024 (6)

- INF	Jasen Oliver	Almont, Mich./Orchard Lake St. Mary's
- C	T.J. Schuyler	Anitoch, Ill./Anitoch
- OF	Andrew Wiggins	Indianapolis, Ind./Heritage Christian
- RHP	Seth Benes	O'Fallon, Mo./Liberty-Wentzville
- LHP	Ryan Rushing	Bradenton, Fla./IMG Academy
- RHP	Evan O'Neill	Alpharetta, Ga./Blessed Trinity Catholic

• 2023 (5)

- OF	Devin Taylor	Cincinnati, Ohio/LaSalle
- INF	Tyler Cerny	Greenwood, Ind./Center Grove
- RHP	Jacob Vogel	North Vernon, Ind./Jennings County
- INF/OF	Joey Brenzewski	Fishers, Ind./Fishers
- RHP	Aydan Decker-Petty	New Castle, Ind./New Castle

• 2022 (3)

- INF	Josh Pyne	Bloomfield, Ind./Linton-Stockton
- LHP	Grant Holderfield	Oak Park, Ill./Oak Park & River Forest
- LHP	Ryan Kraft	Mokena, Ill./Lincoln-Way Central

Transfer Portal

• 2024 (4)

- C	Jake Stadler	Greenfield, Ind./Purdue
- RHP	Ben Grable	Pasadena, Calif./Northwestern
- LHP	Matthew Bohnert	Cave Creek, Ariz./Lipscomb
- RHP	Drew Buhr	Austin, Ind./Bellarmine

Superlatives

Indiana's 2025 Roster

- **Oldest Player:** Tyler DeMartino (24): May 17, 2000

- **Youngest Player:** Trey Telfer (18): June 26, 2006*

- **Tallest Player:** Michael Lorenzetti (6'8")

- **Shortest Player:** Matthew Bohnert (5'8")

- **Closest to Home:** Josh Pyne (27.8 miles): Bloomington

- **Furthest from Home:** Ben Grable (2,043 miles): Pasadena

* - on active roster

TELEVISION ROSTER



2 | Jasen Oliver
INF | S/R | Fr.
Almont, Mich.



3 | Tyler DeMartino
OF | R/R | Gr.
Potomac, Md.



5 | Devin Taylor
OF | L/R | So.
Cincinnati, Ohio



6 | TJ Schuyler
C | R/R | Fr.
Antioch, Ill.



8 | Tyler Cerny
INF | R/R | Jr.
Greenwood, Ind.



9 | Jake Stadler
C | L/R | RS-Sr.
Greenfield, Ind.



10 | Josh Pyne
INF | R/R | Sr.
Bloomfield, Ind.



11 | Will Moore
INF | L/R | Fr.
Paris, Ontario



12 | Hogan Denny
C/OF | R/R | Fr.
Moorestown, Ind.



13 | Andrew Wiggins
OF | L/R | So.
Indianapolis, Ind.



14 | Brayton Thomas
LHP | L/L | Fr.
Fort Wayne, Ind.



15 | Cooper Malamazian
INF | R/R | Jr.
Clarendon Hills, Ill.



16 | Anthony Gubitosi
LHP | L/L | Jr.
Freehold, N.J.



17 | Ben Grable
RHP | R/R | Gr.
Pasadena, Calif.



18 | Grant Holderfield
LHP | L/L | R-Jr.
Oak Park, Ill.



19 | Cole Decker
OF | L/R | Fr.
Evansville, Ind.



20 | Korbyn Dickerson
OF | R/R | RS-So.
Jeffersonville, Ind.



21 | Jacob Vogel
RHP | R/R | R-So.
North Vernon, Ind.



23 | Joey Brenzcwski
INF/OF | S/R | R-Fr.
Fishers, Ind.



24 | Drew Buhr
RHP | L/R | Gr.
Austin, Ind.



26 | Seth Benes
RHP | R/R | So.
O'Fallon, Mo.



27 | Clayton Weisheit
RHP | R/R | So.
Jasper, Ind.



28 | Matthew Bohnert
LHP | L/L | RS-Sr.
Cave Creek, Ariz.



29 | Ryan Kraft
LHP | L/L | Sr.
Mokena, Ill.



30 | Ryan Rushing
LHP | L/L | So.
Bradenton, Fla.



31 | Henry Brummel
RHP | R/R | Fr.
Pontiac, Ill.



32 | Cole Gilley
RHP | R/R | RS-Sr.
Columbus, Ind.



33 | Trey Telfer
RHP | R/R | Fr.
San Diego, Calif.



34 | Jake Hanley
RHP/INF | L/R | Fr.
Mason, Ohio



35 | Evan O'Neill
RHP | R/R | RS-Fr.
Alpharetta, Ga.



36 | Micah Vessely
RHP | R/R | Fr.
Greenwood, Ind.



37 | Ryan Gilbert
OF | L/R | RS-So.
Cleveland, Ohio



38 | Jackson Yarberry
RHP | R/R | So.
Lake St. Louis, Mo.



39 | Michael Lorenzetti
RHP | R/R | Jr.
Bristol, Conn.



40 | Gavin Seebold
RHP | R/R | RS-Sr.
Jeffersonville, Ind.



41 | Deron Swanson
LHP | L/L | Sr.
Fort Wayne, Ind.



42 | Brayden Ricketts
C | L/R | Fr.
Brampton, Ontario



43 | Caleb Koskie
LHP/OF | R/L | Fr.
Excelsior, Minn.



44 | Will Eldridge
RHP | R/R | Jr.
Flora, Ind.



45 | Holton Compton
RHP | R/R | Jr.
Richland, Ind.



51 | Pete Haas
RHP | R/R | RS-Jr.
Hancock, N.H.



55 | Aydan Decker-Petty
RHP | R/R | Jr.
New Castle, Ind.



22 | Jeff Mercer
Head Coach
7th Season



25 | Dustin Glant
Assistant Coach
4th Season



1 | Zach Weatherford
Assistant Coach
4th Season



4 | Blake Allen
Assistant Coach
1st Season

GET TO KNOW COACH MERCER

7TH SEASON AT INDIANA • 9TH SEASON AS HEAD COACH

Born: July 25, 1985

Hometown: Bargersville, Ind.

Education: Wright State (2009), Organizational Leadership

Spouse: Stephanie

Children: Grady and Grace

COACHING EXPERIENCE

Head Coach: Indiana (2019-Present)

Head Coach: Wright State (2017-18)

Assistant Coach: Wright State (2014-16)

Volunteer Assistant: Western Kentucky (2012-13)

Volunteer Assistant: Michigan (2011)

Graduate Assistant: Ohio Northern (2010)

PRIOR TO INDIANA

WRIGHT STATE

Assistant Coach (2014-16), Head Coach (2017-18)

• The first former student-athlete to be named head coach of the baseball program, Mercer led Wright State for two seasons and amassed 77 victories. In his two seasons at the helm, WSU won nearly 70 percent of its games and averaged 38.5 wins per season.

• The 2018 Horizon League Coach of the Year, the Raiders won the regular season and conference tournament title in the 2018 to earn a spot in the NCAA Stanford Regional. In 2017, Mercer's squad earned the programs first-ever national ranking.

• The 2018 Horizon League champions, Wright State won eight of its last 10 games and 15 of its last 19 to close the season. The Raiders grabbed the tournament title with three-straight wins and outscored opponents 32-11 during the run.

• With a 39-17 overall record and a 22-6 league mark, WSU ranked No. 8 in the country in scoring (7.8 rpg) and stolen bases (110) and was No. 21 in on-base percentage (.394). The Raiders' .979 fielding percentage was No. 10 nationally.

• Wright State was led by Horizon League Player of the Year Gabe Snyder, who paced the conference in home runs (15) and RBI (73), and was second in batting average (.359), missing the league's Triple Crown by one batting average point.

• WSU received its first-ever top 25 ranking in 2017 and finished the year at 38-21 and 21-9 in league action. Mercer's aggressiveness in the run game resulted in Wright State ranking No. 2 nationally with 130 stolen bases.

• Weiss was selected as the 2017 Horizon League Freshman of the Year and first-team all-league along with Morrow. Pitcher Danny Sexton was named a second-team All-Horizon League along with Hendrixson and Gray. Both Weiss earned Freshman All-American and second-team ABCA All-Midwest selection.

WESTERN KENTUCKY

Volunteer Assistant Coach (2012-13)

• Prior to the return to his alma mater, Mercer spent two seasons as a volunteer assistant coach at Western Kentucky University (2012-13). While with the Hilltoppers, he worked with pitchers and outfielders, and was also instrumental in the development and organization of the program's camps.

MICHIGAN

Volunteer Assistant Coach (2011)

• His first Division I experience came at the University of Michigan as the volunteer assistant coach in 2011. During his time with the Wolverines, he worked with the catchers and outfielders.

OHIO NORTHERN

Graduate Assistant Coach (2010)

• Before his arrival in Ann Arbor, Mercer spent the 2010 season as the graduate assistant coach at Ohio Northern University where he was in charge of the infielders and hitters and was the recruiting coordinator. Each of his three seasons as an assistant.

HEAD COACH JEFF MERCER (#22)



INDIANA

Head Coach (2019-Present)

2024

- Back-to-back NCAA Regional Appearances
- Picked up a win over Southern Miss in the Knoxville Regional
- Four All-Big Ten selections
- Three All-Big Ten Freshman Team selections
- Set single season program record for doubles (140)
- Third Team NCBWA All-American (Devin Taylor)
- First Team NCBWA Freshman All-American (Jacob Vogel)
- Big Ten best six MLB Draft Picks

2023

- NCAA Regional Final Appearance
- 43 wins, most since 2013
- 16-8 in the Big Ten, second in the conference standings
- 26 wins at Bart Kaufman Field, a program record
- Highest RPI (31) and most Quad 1 wins in Big Ten (10)
- Big Ten Freshman of the Year (Devin Taylor)
- Luke Sinnard (109 strikeouts), single season program record
- Eight All-Big Ten selections, four ABCA All-Region honors
- Two MLB Draft Picks (Phillip Glasser, Craig Yoho)

2022

- Made the Big Ten Tournament with 10 Big Ten wins
- Three Freshman All-Americans (Pyne, Tibbitts, Mathison)
- Carter Mathison (19 home runs), IU freshman record
- Matthew Ellis (Third Team All-Big Ten)
- Two MLB draft Picks (Bradley Brehmer and Reese Sharp)

2021

- Conference-only schedule due to COVID-19
- 26 wins against Big Ten foes, most in program history
- Grant Richardson (First Team All-Big Ten)
- Four players taken in top-10 rounds of MLB Draft

2020

- Season finished short due to COVID-19 pandemic
- 9-6 record at the time the season was canceled
- Three wins over ranked teams (LSU, South Alabama, East Carolina)

2019

- Big Ten Coach of the Year
- Big Ten Regular Season Champions
- 37-23, 17-7 record
- NCAA Tournament appearance
- Big Ten Pitcher of the Year (Andrew Saalfank)
- 2nd-round MLB draft pick (Matt Gorski)
- Six All-Big Ten selections

Career Head Coaching Records

Year	School	Overall	Conference	Position
2025	Indiana	0-4	0-0	Head Coach
2024	Indiana	33-26-1	15-9	Head Coach
2023	Indiana	43-20	16-8	Head Coach
2022	Indiana	27-32	10-14	Head Coach
2021	Indiana	26-18	26-18*	Head Coach
2020	Indiana	9-6	-	Head Coach
2019	Indiana	37-23	17-7	Head Coach
2018	Wright State	39-17	22-6	Head Coach
2017	Wright State	38-21	21-9	Head Coach

Accolades

Career Accolades - as head coach

- 4 NCAA Tournament Appearances (2018, 2019, 2023, 2024)
- 2 Regular Season Conference Titles (2018, 2019)
- 2 Conference Coach of the Year Honors (2018, 2019)
- 1 Conference Tournament Title (2018)

Indiana Highlights

All-Americans

- Devin Taylor (2024)
- Grant Richardson (2020)
- Andrew Saalfank (2019)

Freshman All-Americans

- Jacob Vogel (2024)
- Craig Yoho, Devin Taylor, Brayden Risedorph (2023)
- Carter Mathison, Josh Pyne, Brock Tibbitts (2022)
- Grant Richardson (2019)

All-Big Ten First Team

- Devin Taylor (2024)
- Ryan Kraft, Devin Taylor (2023)
- Grant Richardson (2021)
- Matt Lloyd, Andrew Saalfank (2019)

All-Region First Team

- Devin Taylor (2024)
- Matt Lloyd, Andrew Saalfank (2019)

All-Region Second Team

- Luke Sinnard, Brock Tibbitts, Devin Taylor, Phillip Glasser (2023)
- Cole Barr, Grant Richardson (2021)
- Cole Barr (2019)

Big Ten Freshman of the Year

- Devin Taylor (2023)

Big Ten Pitcher of the Year

- Andrew Saalfank (2019)

MERCER ERA RECORD BOOK

Played first season with Indiana in 2019 or later

Individual Single Game Records

<i>Offense</i>	
At-Bats	7, Phillip Glasser vs. Kentucky (March 15, 2022)
Hits	5, Last: Phillip Glasser vs. Bellarmine (March 11, 2023)
Runs	6, Phillip Glasser vs. Purdue (May 12, 2023)
Doubles	3, Last: Phillip Glasser vs. Kentucky (March 15, 2022)
Triples	1, Last: Nick Mitchell vs. Nebraska (May 25, 2024)
Home Runs	3, Grant Richardson at Maryland (March 30, 2019)
RBI's	8, Jasen Oliver at Minnesota (April 21, 2024)
Walks	4, Last: Andrew Wiggins vs. UNLV (Feb. 17, 2025)
Hit by Pitches	3, Tyler Cerny vs. Butler (Feb. 28, 2023)
Stolen Bases	3, Last: Tyler Cerny vs. Butler (Feb. 28, 2023)

Pitching

Innings Pitched	9.0, Last: Bradley Brehmer vs. Illinois (May 27, 2022)
Strikeouts	16, McCade Brown vs. Penn State (March 13, 2021)
Runs Allowed	11, Evan Whiteaker vs. Illinois State (March 13, 2024)
Walks Allowed	8, Last: Connor Foley at Tennessee (June 1, 2024)
Hits Allowed	14, Pauly Milto vs. Illinois State (May 31, 2019)

Individual Single Season Records

<i>Offense</i>	
At-Bats	266, Phillip Glasser (2023)
Batting Average	.357, Last: Devin Taylor (2024)
Hits	95, Phillip Glasser (2023)
Runs	70, Phillip Glasser (2023)
Doubles	24, Tyler Cerny (2024)
Triples	4, Last: Brock Tibbitts (2023)
Home Runs	20, Devin Taylor (2024)
RBI's	68, Brock Tibbitts (2023)
Walks	41, Carter Mathison (2023)
Hit by Pitches	13, Last: Tyler Cerny (2023)
Stolen Bases	22, Bobby Whalen (2022)

Pitching

Wins	8, Pauly Milto/Andrew Saalfrank (2019)
Losses	7, Brayden Risedorph (2024)
Innings Pitched	107.0, Pauly Milto (2019)
Strikeouts	114, Luke Sinnard (2023)
Runs Allowed	56, Jack Perkins (2022)
Walks Allowed	49, Connor Foley (2024)
Hits Allowed	110, Pauly Milto (2019)
Highest ERA (min. 40 innings)	9.78, Ryan Kraft (2022)
Lowest ERA (min. 40 innings)	2.48, Ryan Kraft (2023)

Team Single Game Records

<i>Offense</i>	
At-Bats	49, Last: vs. Purdue (May 12, 2023)
Hits	25, vs. Purdue (May 12, 2023)
Runs	26, vs. Purdue (May 12, 2023)
Doubles	9, vs. Kentucky (March 15, 2022)
Triples	2, Last: vs. Purdue (May 13, 2023)
Home Runs	9, at Maryland (March 30, 2019)
RBI's	26, vs. Purdue (May 12, 2023)
Walks	14, Last: vs. Belmont (March 17, 2024)
Hit by Pitches	5, Last: vs. Belmont (March 16, 2024)
Stolen Bases	8, vs. Butler (Feb. 28, 2023)

Pitching

Innings Pitched	12.0, Last: at Ball State (April 24, 2024)
Strikeouts	21, vs. Xavier (Feb. 15, 2025)
Runs Allowed	30, at Iowa (May 19, 2022)
Walks Allowed	16, at Clemson (Feb. 19, 2022)
Hits Allowed	23, at Iowa (May 19, 2022)

Team Single Season Records

<i>Offense</i>	
At-Bats	2,197 (2023)
Batting Average	.298 (2023)
Hits	655 (2023)
Runs	486 (2023)
Doubles	140 (2024)
Triples	19 (2023)
Home Runs	95 (2019)
RBI's	455 (2023)
Walks	301 (2022)
Hit by Pitches	84 (2024)
Stolen Bases	65 (2022)

Pitching

Wins	43 (2024)
Losses	32 (2022)
Innings Pitched	556.1 (2023)
Strikeouts	600 (2022)
Runs Allowed	445 (2022)
Walks Allowed	332 (2022)
Hits Allowed	560 (2023)
Highest ERA	7.04 (2022)
Lowest ERA	3.17 (2021)

MISC. RECORDS - MERCER ERA

Single Game Highs

<i>Offense</i>	
At-Bats	49, Last: Purdue (May 12, 2023)
Hits	25, Purdue (May 12, 2023)
Runs	26, Purdue (May 12, 2023)
Doubles	9, Kentucky (March 15, 2022)
Triples	2, Last: Purdue (May 13, 2023)
Home Runs	9, Maryland (March 30, 2019)
RBI's	26, Purdue (May 12, 2023)
Walks	14, Last: Belmont (March 17, 2024)
Hit by Pitches	5, Last: Belmont (March 16, 2024)
Strikeouts	23, Louisville (May 14, 2019)
Stolen Bases	8, Butler (Feb. 28, 2023)
Biggest Win	23-1, Minnesota (April 25, 2021)
Biggest Comeback	Down 8-0, Won 10-9, Penn State (April 13, 2024)

Pitching

Innings Pitched	12.0, Last: Ball State (April 24, 2024)
Strikeouts	21, Xavier (Feb. 15, 2025)
Runs Allowed	30, Iowa (May 19, 2022)
Walks Allowed	16, Clemson (Feb. 19, 2022)
Hits Allowed	23, Iowa (May 19, 2022)
Home Runs Allowed	7, Penn State (April 12, 2024)

Single Game Lows

<i>Offense</i>	
At-Bats	23, Alabama (March 1, 2024)
Hits	1, Last: Oregon State (Feb. 16, 2025)
Runs	0, Last: Oregon State (Feb. 16, 2025)
Doubles	0, Last: Oregon State (Feb. 16, 2025)
Triples	0, Last: Oregon State (Feb. 16, 2025)
Home Runs	0, Last: Oregon State (Feb. 16, 2025)
RBI's	0, Last: Oregon State (Feb. 16, 2025)
Walks	0, Last: Kentucky (June 3, 2024)
Hit by Pitches	0, Last: UNLV (Feb. 17, 2025)
Strikeouts	1, Last: Butler (March 29, 2024)
Stolen Bases	0, Last: Oregon State (Feb. 16, 2025)
Biggest Loss	0-17, Purdue (April 9, 2022)
Biggest Blown Lead	Up 14-2, Lost 30-16, Iowa (May 19, 2022)

Pitching

Innings Pitched	6.0, Last: Minnesota (April 21, 2024)
Strikeouts	1, Last: Troy (March 13, 2022)
Runs Allowed	0, Last: Northwestern (May 5, 2023)
Walks Allowed	0, Last: Butler (March 29, 2024)
Hits Allowed	0, Illinois (April 10, 2021)
Home Runs Allowed	0, Last: Xavier (Feb. 15, 2025)

Team Misc. Records

<i>Season</i>	
Wins	43 (2023)
Losses	32 (2022)
Games Played	63 (2023)
Big Ten Wins*	26 (2021)
Big Ten Wins	17 (2019)
Big Ten Losses*	18 (2021)
Big Ten Losses	14 (2022)
Overall Winning Streak	9 (April 6-19, 2019)
Big Ten Winning Streak	8 (March 7-19, 2021)
Overall Losing Streak	5 (May 16-24, 2021)
Big Ten Losing Streak	5 (May 16-24, 2021)

Biggest Wins

23-1	Minnesota (April 25, 2021)
22-3	Butler (March 30, 2024)
23-5	Morehead State (March 16, 2023)

Biggest Losses

0-17	Purdue (April 9, 2022)
4-19	Clemson (Feb. 19, 2022)
2-16/16-30	Maryland (April 29, 2023)/Iowa (May 19, 2022)

COACHING STAFF



25 • ASSOCIATE COACH • DUSTIN GLANT
4th Season • Purdue ('03)

Despite losing Luke Sinnard, Ben Grable and Matthew Bohnert for the season, three weekend caliber arms, the Hoosiers weathered some early struggles on the mound in 2024. A productive two-month stretch on the bump in April and May helped the program to a second-straight NCAA Tournament appearance.

Dustin Glant helped turn Ty Bothwell and Connor Foley into a pair of reliable starters on the mound. After an up-and-down start to his college career, Bothwell turned in his most complete season in 2024. He pitched 84.2 innings with 91 strikeouts to just 25 walks. He won seven games including the NCAA Tournament opener over Southern Miss.

The Hoosiers had three pitchers picked in the 2024 MLB Draft, part of a Big Ten-best six athletes selected from the program. Luke Sinnard (3rd), Connor Foley (5th) and Brayden Risedorph (20th) combined to make nearly two million dollars in signing bonus money.

Adding to a long history of early success in Bloomington, Jacob Vogel was named a First Team Freshman All-American by the NCBWA. He pitched in 21 games, throwing 23 innings and allowing just six earned runs. It marked the third pitcher in the last two years to earn Freshman All-American honors.

As a group, the Hoosiers totaled 589 strikeouts. The pitching staff was top-25 in the nation in both total strikeouts (589) and strikeouts-per-nine innings (10.1). In 14 games in the month of May, IU's pitching staff produced a 3.78 earned run average to help the program to the postseason.



1 • ASSISTANT COACH • ZACH WEATHERFORD
4th Season • Wright State ('19)

Zach Weatherford starts year four with Indiana and his second as a full-time assistant coach in the 2025 campaign. He added additional duties as the team's recruiting coordinator following a promotion in August of 2024. He is in charge of working with the program's outfielders and base runners.

Weatherford, a Gold Glove outfielder at Wright State, also assists head coach Jeff Mercer with the hitters and offensive strategy. During games, he coaches the first base box and works on the scouting report for opposing teams.

In his first season as a full-time assistant coach, Weatherford helped assist the Hoosiers to one of the best offensive seasons in program history. IU led the Big Ten in hits (625), RBIs (451), total bases (1,030), runs (482) and doubles (140). The Hoosiers hit 83 home runs, good for second in the conference.

Tyler Cerny transformed himself into one of the best hitters in the Big Ten. He led the team and conference in doubles (24), helping IU to a single-season program record for two-baggers. Seven different players had at least 10 doubles including Josh Pyne (22) and Carter Mathison (16).

As the coach for the outfielders, Weatherford helped transition Mathison into a premier defensive threat. In 56 games as the team's starting center fielder, Mathison had a perfect fielding percentage (1.000). He had 145 putouts and one outfield assists with no errors on the campaign. Devin Taylor improved his fielding percentage by 48 points, spending most of the campaign as the team's left fielder.



4 • ASSISTANT COACH • BLAKE ALLEN
1st Season • Blackburn ('01)

A coach of over 20 years and a veteran leader with Midwest ties, former DePauw head coach **Blake Allen** was added to the Indiana Baseball staff as the program's third assistant coach for the 2025 season. He will wear the number four on his jersey.

Allen, who worked with head coach Jeff Mercer during their overlapping stints at Western Kentucky, will coordinate team practice, help coach team defense, work with infielders and hitters and will man the third base box on gamedays. He brings along 20+ years of coaching experience as an assistant and head coach, highlighted by five years working at national powerhouse Vanderbilt.

In his most recent stop, Allen served as the head coach at DePauw for the past eight seasons. His wife, Cristin, worked simultaneously at DePauw as the head women's soccer coach. The Tigers finished 23-17 in 2024, the best mark of a team during his tenure. DePauw went 12-4 in the North Coast Athletic Conference.

At DePauw, Allen oversaw the development of Grady Johnson as one of the league's most prolific hitters in 2024. The freshman hit .370 on the season, collecting 61 hits over 165 at-bats in his freshman season. On the mound, Michael Vallone finished off his senior season with a 2.95 earned run average in 58.0 innings pitched. He worked a 7-1 record with a WHIP of 0.98. Vallone was named a Division Three All-American.

Prior to his time at DePauw, Allen worked as an assistant coach at Vanderbilt across two different stints. He worked with Tim Corbin from 2004-08 and then again from 2015-16 in Nashville.



**DIRECTOR OF PLAYER DEVELOPMENT/OPERATIONS -
PITCHING & CATCHING COORDINATOR**
Denton Sagerman (7th Season)



ATHLETIC TRAINER
Joel Langemaat (13th Season)



PROGRAM ASSISTANT
Morgan Colopy (1st Season)



ATHLETIC PERFORMANCE COACH
Chris Virtue (18th Season)

STAFF DUTIES

First Base Coach	Zach Weatherford (#1)
Third Base Coach	Blake Allen (#4)
Calls Pitches	Dustin Glant (#25)
Mound Visits	Dustin Glant (#25)
Pitching Changes	Jeff Mercer (#22)*

* can alternate depending on pitcher

ADDITIONAL STAFF

Scott Rolen	Special Assistant to the Head Coach
Jeremy Gray	Sport Administrator
Rusty Stillions	Equipment Manager
Kourtney Patrick	Performance Dietitian
Jared Rigdon	Sports Information Director
Eric Schwartz	Compliance
Cole Anderson	Event Management
Robert Williams	Marketing
Zach Barge	Academics

KEY CONTRIBUTORS - OFFENSE

**2 • JASEN OLIVER**

Sophomore • 5-11 • INF
Almont, Mich./
Orchard Lake St. Mary's Prep
Major: Business and Finance
Parents: Jake and Libby
Siblings: Jaden, Lyla and Jaxen

CAREER HIGHS

Hits	4, Middle Tennessee, 3/26/24
Doubles	1, Twice
Triples	1, Twice
Home Runs	2, Twice
RBI	8, Minnesota, 4/21/24
Runs Scored	3, Middle Tennessee, 3/26/24
Total Bases	10, Middle Tennessee, 3/26/24

CAREER STATISTICS

SEASON	GP-GS	AVG.	AB	H	R	2B	3B	HR	RBI	TB	SLG%	BB	HBP	SO	OB%
2025	4-4	.167	18	3	1	0	0	1	4	6	.333	2	0	6	.250
2024	48-44	.285	172	49	33	8	2	10	37	91	.529	22	0	41	.362
Total	52-48	.274	190	52	34	8	2	11	41	97	.511	24	0	47	.352

PLAYER NOTES

- Seventh true freshman at Indiana to hit 10 home runs in a single season (10 - 2024)
- 2024 All-Big Ten Freshman team selection (2B)
- First career multi-home run game came against Middle Tennessee (March 26, 2024)
- 2023 High School All-American (Collegiate Baseball)
- Led high school team to 85-straight wins (2021-23)
- Broke single game freshman RBI record (8 vs. Minnesota; April 21, 2024), most by IU player overall since 1992
- Second-highest ranked recruit in 2023 class - No. 142 overall (behind Andrew Wiggins)

**5 • DEVIN TAYLOR**

Junior • 6-1 • OF
Cincinnati, Ohio/LaSalle
Major: Sports Marketing
Parents: Michelle and Carey
Sibling: Chandler

CAREER HIGHS

Hits	4, Bellarmine, 3/11/23
Doubles	2, Four times
Triples	1, Five times
Home Runs	2, Six times
RBI	5, Maryland, 4/30/23
Runs Scored	4, Twice
Total Bases	11, Rutgers, 4/27/24

CAREER STATISTICS

SEASON	GP-GS	AVG.	AB	H	R	2B	3B	HR	RBI	TB	SLG%	BB	HBP	SO	OB%
2025	4-4	.235	17	4	0	0	1	0	3	6	.353	4	0	7	.381
2024	59-59	.357	241	86	67	11	1	20	54	159	.660	37	5	38	.449
2023	55-51	.315	200	63	61	13	3	16	59	130	.650	36	6	46	.430
Total	118-114	.334	458	153	128	24	5	36	116	295	.644	77	11	91	.438

PLAYER NOTES

- 2024 All-American (ABCA, Perfect Game)
- Played with Team USA and the Collegiate National Program over the summer
- Second player in program history with 30+ (36) home runs in first two years at IU (Alex Dickerson - 38, 2009-10)
- 2023 Freshman All-American by Collegiate Baseball Newspaper and Perfect Game
- 2023 Big Ten Freshman of the Year; 2023 and 2024 First Team All-Big Ten
- First player in program history to be named First Team All-Big Ten in first two years of college baseball
- Set Indiana's freshman RBI record in 2023 (59); ninth Hoosier rookie to reach the 50-RBI mark in a single season

**8 • TYLER CERNY**

Junior • 6-2 • INF
Greenwood, Ind./Center Grove
Major: Sports Marketing
Parents: Raeanne and Jason
Sibling: Brennah

CAREER HIGHS

Hits	4, Three times
Doubles	2, Three times
Triples	1, Four times
Home Runs	2, Ohio, 4/22/23
RBI	6, Ohio, 4/22/23
Runs Scored	4, Twice
Total Bases	9, Ohio, 4/22/23

CAREER STATISTICS

SEASON	GP-GS	AVG.	AB	H	R	2B	3B	HR	RBI	TB	SLG%	BB	HBP	SO	OB%
2025	4-4	.267	15	4	5	0	0	1	1	7	.467	2	3	7	.450
2024	60-60	.315	257	81	60	24	0	10	60	135	.525	16	12	47	.378
2023	59-57	.276	221	61	47	9	4	10	43	108	.489	13	13	52	.348
Total	123-121	.296	493	146	112	33	4	21	104	250	.507	31	28	106	.367

PLAYER NOTES

- Every day starter at shortstop in 2024 - started all 60 games for Indiana
- Team leader in RBIs (60) and doubles (24); second in hits (81)
- Big Ten leader in doubles, helped IU break program single-season doubles record (140)
- Hit game-tying grand slam in big win over No. 17 Indiana State (April 2, 2024)
- 2023 All-Big Ten Freshman Team; 2024 Third Team All-Big Ten
- Both him and classmate Devin Taylor have back-to-back 10+ home run seasons (2023, 2024)
- Missed a year of high school baseball with illness

**9 • JAKE STADLER**

RS-Senior • 6-1 • C
Greenfield, Ind./Mt. Vernon
(Purdue)
Major: Liberal Studies
Parents: Barry and Ingrid
Siblings: Julia and Genevieve

CAREER HIGHS

Hits	3, Twice
Doubles	1, Nine times
Triples	None
Home Runs	1, Twice
RBI	3, Twice
Runs Scored	3, Minnesota, 4/21/24
Total Bases	4, Twice

CAREER STATISTICS

SEASON	GP-GS	AVG.	AB	H	R	2B	3B	HR	RBI	TB	SLG%	BB	HBP	SO	OB%
2025	4-2	.286	7	2	2	0	0	0	0	2	.286	4	1	0	.583
2024	51-44	.278	151	42	30	9	0	1	27	54	.358	25	12	20	.416
2023	25-13	.034	29	1	6	0	0	1	4	4	.138	7	3	7	.282
2022	19-12	.140	43	6	5	1	0	0	2	7	.163	4	7	8	.315
Total	99-71	.222	230	51	43	10	0	2	33	67	.291	40	23	35	.386

PLAYER NOTES

- Played in 51 games for IU in his debut season in Bloomington (2024)
- Came to IU after three seasons at rival Purdue
- Started behind the dish on opening day in 2024; primary catcher in second half of season
- Had two three-hit games in 2024, including NCAA Tournament opener against Southern Miss
- "Steady Stadler" - reliable behind the dish for pitching staff; also provides great at-bats at plate
- Seven hits in three years at Purdue, 42 hits (10 XBH) in first season in Bloomington

KEY CONTRIBUTORS - OFFENSE



10 • JOSH PYNE

Senior • 6-0 • INF
Bloomfield, Ind./Linton-Stockton
Major: Management
Parents: Jared and Brooke
Siblings: Jacob and Adalyn

CAREER HIGHS

Hits	4, Four times
Doubles	2, Nine Times
Triples	1, Three Times
Home Runs	1, 15 Times
RBI	5, Twice
Runs Scored	4, Purdue, 5/12/23
Total Bases	7, Three times

CAREER STATISTICS

SEASON	GP-GS	AVG.	AB	H	R	2B	3B	HR	RBI	TB	SLG%	BB	HBP	SO	OB%
2025	4-4	.000	6	0	1	0	0	0	0	0	.000	1	0	3	.143
2024	60-60	.291	251	73	41	22	0	3	39	104	.414	20	7	45	.353
2023	62-62	.295	254	75	50	16	2	6	56	113	.445	24	3	47	.357
2022	57-56	.327	226	74	41	20	1	6	57	114	.504	20	3	51	.386
Total	183-182	.301	737	222	133	58	3	15	152	331	.449	65	13	146	.363

PLAYER NOTES

- 2023 Third Team All-Big Ten (3B)
- 2022 Freshman All-American (Collegiate Baseball Newspaper, D1 Baseball, Perfect Game, NCBWA)
- 2022 Big Ten All-Freshman Team
- Has appeared in 179 of a possible 182 games in his first three years of college
- Aiming to become the fourth player in program history with 300 career hits (222 - needs 78)
- No. 5 in doubles (58) in program history



12 • HOGAN DENNY

Freshman • 6-0 • C/OF
Mooresville, Ind./Mooresville
Major: Sports Management
Parents: Timothy and Sherry
Siblings: Madelynn, Tyler and Jackson

CAREER HIGHS

Hits	1, Xavier, 2/15/25
Doubles	None
Triples	None
Home Runs	None
RBI	None
Runs Scored	1, Twice
Total Bases	1, Xavier, 2/15/25

CAREER STATISTICS

SEASON	GP-GS	AVG.	AB	H	R	2B	3B	HR	RBI	TB	SLG%	BB	HBP	SO	OB%
2025	4-4	.059	17	1	2	0	0	0	0	1	.059	3	0	3	.200
Total	4-4	.059	17	1	2	0	0	0	0	1	.059	3	0	3	.200

PLAYER NOTES

- No. 207 Overall Prospect by Perfect Game in class of 2024
- Gatorade Indiana State Player of the Year (2024)
- Perfect Game Third Team High School All-American (2024)
- Max Preps First Team High School All-American (2024)
- PBR 2024 All-Prep Baseball Team
- 2024 IHSBCA Player of the Year
- 2024 IHSAA 4A State Runner-Up



23 • JOEY BRENCZEWSKI

RS-Sophomore • 6-3 • OF/INF
Fishers, Ind./Fishers
Major: Public Financial Management
Parents: Andrea and Brett
Siblings: Caleb and Kiel

CAREER HIGHS

Hits	4, Twice
Doubles	2, Minnesota, 4/20/24
Triples	None
Home Runs	2, Penn State, 4/14/24
RBI	7, Penn State, 4/14/24
Runs Scored	3, Twice
Total Bases	10, Penn State, 4/14/24

CAREER STATISTICS

SEASON	GP-GS	AVG.	AB	H	R	2B	3B	HR	RBI	TB	SLG%	BB	HBP	SO	OB%
2025	4-2	.250	8	2	1	0	0	1	5	5	.625	1	1	1	.364
2024	50-42	.333	162	54	34	10	0	3	42	73	.451	16	8	27	.415
2023	-	-	-	-	-	-	-	-	-	-	-	-	-	-	-
Total	54-44	.329	170	56	35	10	0	4	47	78	.459	17	9	28	.412

PLAYER NOTES

- 2024 Second Team All-Big Ten selection (UTIL)
- 2024 Big Ten All-Freshman Team
- Redshirted his initial season on campus
- At the time, set freshman single-game RBI record with 7 runs driven in vs. Penn State (4/14), Jasen Oliver broke a week later
- Made collegiate debut vs. Duke (2/16); recorded first career hit vs. George Mason (2/18)
- Prepped at Fishers High School



34 • JAKE HANLEY

Freshman • 6-6 • INF
Mason, Ohio/Mason
Major: Marketing and Professional Sales
Parents: Susan and Todd
Siblings: Ben

CAREER HIGHS

Hits	3, UNLV, 2/17/25
Doubles	None
Triples	None
Home Runs	None
RBI	1, UNLV, 2/17/25
Runs Scored	2, UNLV, 2/17/25
Total Bases	3, UNLV, 2/17/25

CAREER STATISTICS

SEASON	GP-GS	AVG.	AB	H	R	2B	3B	HR	RBI	TB	SLG%	BB	HBP	SO	OB%
2025	4-4	.353	17	6	2	0	0	0	1	6	.353	1	0	4	.389
Total	4-4	.353	17	6	2	0	0	0	1	6	.353	1	0	4	.389

PLAYER NOTES

- No. 213 Overall Prospect in Class of 2024 (Perfect Game)
- 2024 OHSBCA Ohio Player of the Year
- 2024 Max Preps Baseball All-American
- Led Mason High School to first OHSAA State Championship in school history (2024)
- Broke high school program records in hits, RBI, walks, runs and games played
- Father was big fan of Nolan Ryan - the reason he wears No. 34; his middle name is Nolan

KEY CONTRIBUTORS - PITCHING



17 • BEN GRABLE
Graduate Student • 6-4 • RHP
Pasadena, Calif./Flintridge Prep
(Northwestern)
Major: Certificate Program
Parents: Dave and Andrea
Siblings: Will

CAREER HIGHS


Innings Pitched	4.1, Indiana, 5/6/23
Strikeouts	5, Twice
Batters Faced	---
Total Pitches	80, Indiana, 5/6/23

CAREER STATISTICS

SEASON	W-L	ERA	APP	GS	CG	SV	IP	H	R	ER	BB	SO	2B	HR	BAVG
2025	0-0	10.80	2	0	0	0	1.2	2	2	2	2	2	0	0	.286
2024	-	-	-	-	-	-	-	-	-	-	-	-	-	-	-
2023	2-1	5.58	18	2	0	2	30.2	27	20	19	16	36	6	3	.235
2022	-	-	-	-	-	-	-	-	-	-	-	-	-	-	-
2021	0-1	4.08	13	0	0	0	17.2	16	12	8	12	24	5	4	.239
Total	2-2	5.22	32	2	0	2	50.0	45	34	29	30	62	11	6	.238

PLAYER NOTES

- Made his IU debut on February 15, 2025 against Xavier
- Missed the entire 2024 season through injury suffered in January
- Transferred from Northwestern after the 2023 campaign
- In his fifth season of college baseball, only beginning third year playing
- Father, Dave, was a four-year linebacker on the football team at Stanford



21 • JACOB VOGEL
RS-Sophomore • 6-7 • RHP
North Vernon, Ind./Jennings County
Major: Finance
Parents: Kevin and Lisa
Siblings: Tyler, Abi and Megan

CAREER HIGHS

Innings Pitched	4.0, Purdue, 5/5/24
Strikeouts	4, Indiana State, 4/2/24
Batters Faced	16, Purdue, 5/5/24
Total Pitches	51, Purdue, 5/5/24

CAREER STATISTICS

SEASON	W-L	ERA	APP	GS	CG	SV	IP	H	R	ER	BB	SO	2B	HR	BAVG
2025	0-0	0.00	1	0	0	0	0.1	0	0	0	0	0	0	0	.000
2024	1-0	2.31	21	0	0	0	23.1	16	7	6	10	27	2	3	.195
2023	-	-	-	-	-	-	-	-	-	-	-	-	-	-	-
Total	1-0	2.28	22	0	0	0	23.2	16	7	6	10	27	2	3	.193

PLAYER NOTES

- Matched a team high with 21 appearances on the mound in 2024
- Redshirted his initial season on campus (2023)
- 2024 NCBWA First Team Freshman All-American
- 2024 Big Ten All-Freshman Team (RP)
- Big Ten leader among relievers in ERA (2.31) - min. 10 appearances
- Made a brilliant four-inning relief appearance in comeback win at Purdue (5/5/24)



24 • DREW BUHR
Graduate Student • 6-1 • RHP
Austin, Ind./Austin
(Bellarmine)
Major: Certificate Program
Parents: Heather and Kevin
Siblings: Nolan, Brayden and Madison

CAREER HIGHS

Innings Pitched	5.0, Rutgers, 4/27/24
Strikeouts	8, Penn State, 4/13/24
Batters Faced	19, Twice
Total Pitches	77, Penn State, 4/13/24

* - at Indiana

CAREER STATISTICS

SEASON	W-L	ERA	APP	GS	CG	SV	IP	H	R	ER	BB	SO	2B	HR	BAVG
2025*	0-0	3.60	2	0	0	0	5.0	5	2	2	0	5	1	0	.250
2024*	2-2	3.31	21	0	0	1	49.0	42	19	18	17	48	8	8	.228
2023	5-8	8.12	14	14	1	0	75.1	95	78	68	27	69	16	19	.307
2022	0-6	6.97	15	10	0	0	62.0	75	59	48	31	53	16	13	.300
Total	7-16	6.40	52	24	1	1	191.1	217	158	136	75	175	41	40	.284

PLAYER NOTES

- Indiana native from Austin High School
- Pitched in 29 games at Bellarmine after beginning his career at St. Louis
- Playing his sixth year of college baseball, began as a two-way player
- Held a 2.08 earned run average (26.0 IP) in Big Ten play in 2024
- Tied for team lead in appearances last season (21)
- Five relief appearances of four-plus innings in 2024



29 • RYAN KRAFT
Senior • 6-4 • LHP
Mokena, Ill./Lincoln-Way Central
Major: Secondary Education
Parents: Greg and Jennifer
Siblings: Lauren and Kathryn

CAREER HIGHS

Innings Pitched	7.1, Northwestern, 5/6/23
Strikeouts	7, Twice
Batters Faced	28, Northwestern, 5/6/23
Total Pitches	95, Ohio, 4/21/23

CAREER STATISTICS

SEASON	W-L	ERA	APP	GS	CG	SV	IP	H	R	ER	BB	SO	2B	HR	BAVG
2025	0-1	16.20	2	0	0	0	1.2	6	3	3	1	3	0	0	.600
2024	1-1	7.27	16	2	0	2	26.0	35	26	21	18	30	7	8	.313
2023	6-1	2.48	21	2	0	5	61.2	58	23	17	22	51	14	2	.249
2022	2-1	9.78	25	1	0	0	42.1	60	49	46	30	59	8	10	.326
Total	9-4	5.95	64	5	0	7	131.2	159	101	87	71	143	29	20	.295

PLAYER NOTES

- Made 64 career appearances in three years at Indiana
- Active leader at IU in appearances (64), innings (131.2) and strikeouts (143)
- 2024 Northwoods League Pitcher of the Year - Kalamazoo Growlers
- 2023 First Team All-Big Ten (RP)
- Collected six victories and five saves in 61.2 innings pitched as a sophomore
- Both his grandmother and grandfather are IU graduates

KEY CONTRIBUTORS - PITCHING



32 • COLE GILLEY

RS-Senior • 6-1 • RHP
Columbus, Ind./Columbus East
(Indiana State)
Major: Public Management
Parents: Stephen and Jennifer
Siblings: Cadence and Chloe

CAREER HIGHS

Innings Pitched	5.1, Xavier, 2/15/25
Strikeouts	11, Xavier, 2/15/25
Batters Faced	20, Xavier, 2/15/25
Total Pitches	81, Xavier, 2/15/25

CAREER STATISTICS

SEASON	W-L	ERA	APP	GS	CG	SV	IP	H	R	ER	BB	SO	2B	HR	BAVG
2025	0-0	1.69	1	1	0	0	5.1	3	2	1	0	11	1	0	.150
2024	3-1	6.61	15	3	0	1	32.2	39	25	24	21	36	8	4	.302
2023	0-0	10.80	5	0	0	0	6.2	11	8	8	6	9	6	2	.367
2022	-	-	-	-	-	-	-	-	-	-	-	-	-	-	-
2021	0-0	0.00	1	0	0	0	0.1	0	0	0	0	1	0	0	.000
Total	3-1	6.60	22	4	0	1	45.0	53	35	33	27	57	15	6	.215

PLAYER NOTES

- Made Indiana debut vs. Xavier (February 15, 2025)
- His 11 strikeouts vs. Xavier were most by IU pitcher on opening weekend since at least 2005
- Pitched four years, three seasons in Terre Haute at Indiana State
- Made three separate appearances against Indiana during his time with Indiana State
- Both his sisters play volleyball at Indiana State
- Playing his COVID year with the Hoosiers, wanted to represent "Indiana" across his chest



38 • JACKSON YARBERRY

Sophomore • 6-3 • RHP
Lake St. Louis, Mo./Timberland
(St. Louis)
Major: Public Finance Management
Parents: Eddie and Suzanne
Sibling: Anna and Claire

CAREER HIGHS

Innings Pitched	6.0, Rhode Island, 3/29/24
Strikeouts	7, Lindenwood, 2/21/24
Batters Faced	23, Rhode Island, 3/29/24
Total Pitches	58, Xavier, 2/15/25*

* most at Indiana

CAREER STATISTICS

SEASON	W-L	ERA	APP	GS	CG	SV	IP	H	R	ER	BB	SO	2B	HR	BAVG
2025	0-0	3.00	1	0	0	0	3.0	2	2	1	1	6	1	0	.167
2024	6-3	6.33	19	4	0	0	42.2	58	31	30	14	33	7	6	.324
Total	6-3	6.11	20	4	0	0	45.2	60	33	31	15	39	8	6	.259

PLAYER NOTES

- Spent one season at Saint Louis University, transferred to Indiana before 2025 season
- Named A10 Rookie of the Week after scoreless outing against Rhode Island (April 2, 2024)
- Grew up in San Diego but moved to Saint Louis in freshman year of high school
- Favorite MLB pitcher is Justin Verlander, favorite team is San Francisco Giants



40 • GAVIN SEEBOLD

RS-Senior • 6-2 • RHP
Jeffersonville, Ind./Jeffersonville
(Southern Indiana)
Major: Safety Management Certificate
Parents: John and Corinne
Siblings: Grant

CAREER HIGHS

Innings Pitched	8.0, UT Martin, 5/22/24
Strikeouts	7, Little Rock, 5/11/24
Batters Faced	32, UT Martin, 5/22/24
Total Pitches	108, Little Rock, 5/11/24

CAREER STATISTICS

SEASON	W-L	ERA	APP	GS	CG	SV	IP	H	R	ER	BB	SO	2B	HR	BAVG
2025	0-1	9.00	1	1	0	0	4.0	5	4	4	1	3	1	1	.294
2024	7-2	3.93	16	10	0	0	71.0	70	34	31	18	58	10	8	.206
2023	2-4	8.37	13	8	0	0	37.0	43	42	34	23	26	12	8	.179
2022	-	-	-	-	-	-	-	-	-	-	-	-	-	-	-
2021	-	-	-	-	-	-	-	-	-	-	-	-	-	-	-
Total	9-7	5.55	30	19	0	0	112.0	118	80	69	42	87	23	17	.198

PLAYER NOTES

- Transferred to Indiana ahead of the 2025 season, third stop of his college career
- D1 Baseball's No. 79 Impact Transfer Pitcher
- 2023 Second Team All-Ohio Valley Conference
- Posted a 7-2 record with a 3.93 ERA in 2024 at Southern Indiana
- Graduated from Southern Indiana with Degree in Individualized Studies, Minor in Sports Management



55 • AYDAN DECKER-PETTY

Junior • 6-5 • RHP
New Castle, Ind./New Castle
Major: Sport Marketing and
Management
Parents: Traci
Sibling: Dylan

CAREER HIGHS

Innings Pitched	4.2, Rutgers, 4/28/24
Strikeouts	8, Michigan, 5/17/24
Batters Faced	17, Three Times
Total Pitches	76, Purdue, 5/5/24

CAREER STATISTICS

SEASON	W-L	ERA	APP	GS	CG	SV	IP	H	R	ER	BB	SO	2B	HR	BAVG
2025	0-0	13.50	1	1	0	0	2.0	2	3	3	1	0	1	0	.250
2024	2-2	6.32	16	1	0	0	37.0	34	28	26	27	38	7	6	.236
2023	1-0	4.35	8	0	0	0	10.1	9	7	5	6	10	2	1	.225
Total	3-2	6.20	25	2	0	0	49.1	45	38	34	34	48	10	7	.234

PLAYER NOTES

- Turned into solid long-relief option out of the bullpen in 2024
- Had a 4.09 ERA in seven appearances in Big Ten play
- Seven appearances in 2024 went three innings or longer
- Made first-career start against Butler (March 28, 2024)
- Top-10 recruit out of state of Indiana in 2022 (Perfect Game)

HOOSIER TIDBITS

reflects additional players not listed under key contributors

OFF THE BENCH

3 • TYLER DEMARTINO

6-0 • Gr. • OF • Potomac, Md.

- Playing his sixth year of college baseball in 2025
- 2023 Big East All-Tournament team selection
- Over 150 career appearances in college

6 • TJ SCHUYLER

6-2 • So. • C • Antioch, Ill.

- Made 19 appearances in freshman year at Indiana
- 2023 Conference Player of the Year in high school
- No. 22 overall prospect in state of Illinois (Perfect Game)

11 • WILL MOORE

5-9 • Fr. • INF • Paris, Ontario

- No. 9 overall prospect in Ontario (Perfect Game)
- 2023 WWBA World Championship All-Tournament team
- First career hit came vs. UNLV (Feb. 17, 2025)

13 • ANDREW WIGGINS

6-4 • So. • OF • Indianapolis, Ind.

- 36 appearances, 14 starts as a freshman in 2024
- Three home runs, four doubles and 15 RBI's last year
- No. 37 overall prospect in class of 2023 (Perfect Game)

15 • COOPER MALAMAZIAN

6-2 • Fr. • INF • Clarendon Hills, Ill.

- 132 wins as a high school player in Illinois
- 17th round draft pick of Milwaukee Brewers (2024)
- No. 414 overall prospect in class of 2024 (Perfect Game)

19 • COLE DECKER

5-11 • Fr. • OF • Evansville, Ind.

- No. 5 outfielder in state of Indiana (Perfect Game)
- Played in the IHSBCA North/South All-Star Game (2024)
- Brother, Cameron, plays in L.A. Dodgers organization

20 • KORBYN DICKERSON

6-1 • R-So. • OF • Jeffersonville, Ind.

- Spent two seasons at Louisville, transferred in summer
- 20th round draft pick of Minnesota Twins (2022)
- No. 71 overall prospect in class of 2022 (Perfect Game)

43 • CALEB KOSKIE

6-0 • Fr. • OF/LHP • Excelsior, Minn.

- Two-way player, outfielder and left-handed pitcher
- Top-500 overall prospect in class of 2024 (Perfect Game)
- Star hockey player in prep days in Minnesota

OUT OF THE BULLPEN

14 • BRAYTON THOMAS

6-5 • Fr. • LHP • Fort Wayne, Ind.

- No. 171 overall prospect in class of 2024 (Perfect Game)
- Top-ranked prep pitcher in state of Indiana (2024)
- Played in Perfect Game National Showcase (2023)

26 • SETH BENES

6-2 • So. • RHP • O'Fallon, Mo.

- No. 442 overall prospect in class of 2023 (Perfect Game)
- Father, Adam, was a minor leaguer pitcher
- Uncle, Andy, was No. 1 overall pick in 1988 MLB Draft

27 • CLAYTON WEISHEIT

6-6 • So. • RHP • Jasper, Ind.

- Spent one season at Southern Indiana in 2024
- OVC All-Freshman team selection (2024)
- Struck out 100 batters as high school senior (2023)

30 • RYAN RUSHING

5-10 • So. • LHP • Bradenton, Fla.

- High School national champion at IMG Academy
- No. 215 overall prospect in class of 2023 (Perfect Game)
- Second Team High School All-American

31 • HENRY BRUMMEL

6-5 • Fr. • RHP • Pontiac, Ill.

- No. 24 overall player in state of Illinois (Perfect Game)
- 20th round draft pick of Milwaukee Brewers (2024)
- Recorded 103 strikeouts as high school senior (2024)

41 • DERON SWANSON

6-3 • Sr. • LHP • Fort Wayne, Ind.

- Spent three seasons at St. Francis in Fort Wayne
- Led the Cougars to program record 40 wins in 2024
- Has a 5-year-old daughter, Sienna

44 • WILL ELDRIDGE

6-4 • Jr. • RHP • Flora, Ind.

- Spent two seasons at Indiana Wesleyan
- 2023 Crossroads League Co-Newcomer of the Year
- Recorded 125 strikeouts as a high school junior (2021)

51 • PETE HAAS

6-0 • R-Jr. • RHP • Hancock, N.H.

- Spent three seasons at Stonehill in Massachusetts
- Underwent Tommy John surgery, missed 2023 season
- Recorded 49 strikeouts on the mound last year (2024)

CAREER BESTS (at Indiana)

Pitchers

Player	Pitches	Strikeouts	Hits	Runs	Walks	Longest Appearance
Kraft, Ryan	95	7	2	0	0	7.1 IP
Holderfield, Grant	59	8	1	0	0	3.2 IP
Decker-Petty, Aydan	76	8	0	1	0	4.2 IP
Vogel, Jacob	51	4	2	0	1	4.0 IP
Buhr, Drew	77	8	2	0	0	5.0 IP
Rushing, Ryan	46	3	2	1	2	3.0 IP
Gilley, Cole	81	11	3	2	0	5.1 IP
Seebold, Gavin	67	3	5	4	1	4.0 IP
Yarberry, Jackson	58	6	2	2	1	3.0 IP
Haas, Pete	47	2	6	4	1	3.0 IP
Gubitosi, Anthony	45	2	1	0	1	3.0 IP
Benes, Seth	26	2	-	-	-	2.0 IP
Eldridge, Will	23	1	-	-	-	1.0 IP
Grable, Ben	24	1	-	-	-	1.0 IP
Bohnert, Matthew	9	0	-	-	-	1.0 IP
Brummel, Henry	23	1	-	-	-	1.0 IP
Thomas, Brayton	-	-	-	-	-	-
Weisheit, Clayton	-	-	-	-	-	-
Swanson, Deron	-	-	-	-	-	-

*pitching reflects career lows for (hits, runs, walks) with at least 3 IP; career highs for strikeouts, pitches

CAREER BESTS (at Indiana)

Hitters

Player	Hits	Runs	Doubles	Triples	RBI's	Home Runs
Taylor, Devin	4	4	2	1	5	2
Cerny, Tyler	4	4	2	1	6	2
Pyne, Josh	4	4	2	1	5	1
Schuyler, TJ	-	1	-	-	-	-
Wiggins, Andrew	4	3	1	-	3	1
Brenczewski, Joey	4	3	1	-	7	2
Oliver, Jasen	4	3	1	1	8	2
Dickerson, Korbyn	2	3	1	-	3	1
Hanley, Jake	3	2	-	-	1	-
Stadler, Jake	3	3	1	-	3	1
DeMartino, Tyler	-	-	-	-	-	-
Moore, Will	1	-	1	-	1	-
Denny, Hogan	1	1	-	-	-	-
Malamazian, Cooper	-	-	-	-	-	-
Decker, Cole	-	-	-	-	-	-

TEAM SEASON RECORDS (all-time)

Category	Number
Total Wins - All Time	57 (1985)
Total Wins - Modern Era Scheduling	49 (2013)
Big Ten Wins - All Time	26 (2021)
Big Ten Wins - Traditional Scheduling	21 (2014)
Losses - All Time	35 (2007)

OFFENSIVE SEASON RECORDS (BBCOR era began in 2011)

Category	Number
Home Runs	95 (2019)
Hits	751 (1985)
Batting Average	.355 (1988)
Runs	639 (1985)
Doubles	140 (2024)

PITCHING SEASON RECORDS (all-time)

Category	Number
Strikeouts	600 (2022)
Staff ERA - lowest	1.97 (1968)



Sophomore outfielder Andrew Wiggins



2025 BROADCAST NOTES

Notes and tidbits on Indiana's 2025 roster

#2 Jasen Oliver

So. • INF • Almont, Mich.

- Has three siblings - Jaden, Lyla and Jaxen
- Was one strip away from a black belt in "Tang Soo Do" karate
- Goes by the nickname "Jolly"

#5 Devin Taylor

Jr. • OF • Cincinnati, Ohio

- IU felt like home, the culture for him was "unmatched"
- Very easy going personality - loves to smile and live each day to the fullest
- A "program changer" according to head coach Jeff Mercer

#8 Tyler Cerny

Jr. • SS • Greenwood, Ind.

- Lost nearly 20 pounds due to an illness in junior year of high school
- Played in the Cape Cod League with Cotuit in summer of 2024
- Back-to-back seasons with 10+ home runs

#9 Jake Stadler

RS-Sr. • C • Greenfield, Ind.

- Father, Barry, was in the Marching Hundred at Indiana
- Avid golfer, holds a six handicap on the course
- Had seven hits in three years at Purdue ('21-'23), 42 in first year at IU ('24)

#10 Josh Pyne

Sr. • INF • Bloomfield, Ind.

- "Hometown Hero" - grew up just west in Bloomfield
- Father, Jared, and mother, Brooke, attend nearly ever home and away game
- Loves hunting and fishing, has gone before with head coach Jeff Mercer

#12 Hogan Denny

Fr. • C/OF • Mooresville, Ind.

- 2024 Indiana Gatorade State Player of the Year
- Recorded 12 strikeouts on the mound in the 2024 IHSA State Title Game
- Won a little league title at Cooperstown when he was 12-years old

#13 Andrew Wiggins

So. • OF • Indianapolis, Ind.

- Father, Eric, is a Pastor; Mother, Camille, is an Attorney
- Minorng in Music through the Jacobs School, fantastic saxophone player
- Played travel baseball with 2023 MLB Draft No. 3 Overall Pick - Max Clark

#14 Brayton Thomas

Fr. • LHP • Fort Wayne, Ind.

- Favorite MLB team is the Chicago Cubs - loves watching Shota Imanaga
- Very committed to his faith; attended Bishop Dwenger - a Catholic school
- Spends lots of time at the lake - avid rider of jet skis

#20 Korbyn Dickerson

RS-So. • OF • Jeffersonville, Ind.

- Drafted by the Minnesota Twins - 20th Round of 2022 MLB Draft
- Grew up on Indiana side of border but attended Trinity (Ky.) High School
- Loves the outdoors - prefers spending time outdoors compared to indoors

#23 Joey Brenczewski

RS-So. • INF/OF • Fishers, Ind.

- Redshirted his initial season on campus
- Was a high school shortstop but has transitioned into outfielder/first base
- Both of his brothers - Caleb and Kiel - played college baseball

#24 Drew Buhr

Gr. • RHP • Austin, Ind.

- One of two players (DeMartino) in their sixth year of college baseball
- Graduated from Austin High School - enrollment under 500 kids
- One of three players (DeMartino, Seebold) at third different D1 program

#29 Ryan Kraft

Sr. • LHP • Mokena, Ill.

- Majoring in Secondary Education - both his parents are teachers
- One of three players (Holderfield, Pyne) left from his prep recruiting class
- Won Northwoods League Pitcher of the Year honors in 2024

#32 Cole Gilley

Gr. • RHP • Columbus, Ind.

- All three kids in his family have first names that begin with "C"
- Joins group of pitchers that have pitched against IU and transferred here
- Favorite MLB pitcher is Max Scherzer, favorite team is Cincinnati Reds

#34 Jake Hanley

Fr. • INF • Mason, Ohio

- Began playing baseball at age 5, travel ball in Cincinnati at age 7
- Father, Todd, pitched at the University of Toledo
- Led Mason High School to first state title in school history

#38 Jackson Yarberry

So. • RHP • Lake St. Louis, Mo.

- Longtime friend with fellow sophomore pitcher Seth Benes
- Played travel baseball with the UA STL Prospects
- Just third player in program history with a last name beginning with "Y"

#40 Gavin Seebold

Sr. • RHP • Jeffersonville, Ind.

- Very strong in faith, active member of the Fellowship of Christian Athletes
- An interesting note: Gavin Seebold is color blind
- Picked Indiana because the coaches "are bought in and care a ton"

#41 Deron Swanson

Sr. • LHP • Fort Wayne, Ind.

- Favorite MLB pitcher is fellow south paw Clayton Kershaw
- Father of a 5-year-old daughter, Sienna
- Recently got engaged to his girlfriend, Jazlyn, over Christmas break

#55 Aydan Decker-Petty

Jr. • RHP • New Castle, Ind.

- Effectively known as "ADP" by coaches and players
- Favorite baseball memories are learning the game from his grandfather
- Started playing at 4-years-old, kept playing and hasn't stopped

BIG MOMENTS IN 2025

Opponent (Date)	Big Moment
-	-
-	-
-	-
-	-
-	-
-	-
-	-
-	-
-	-
-	-
-	-

2025 COMEBACKS

Opponent (Date)	Trailed (Inn.)	Final Score
-	-	-
-	-	-
-	-	-
-	-	-
-	-	-
-	-	-
-	-	-
-	-	-
-	-	-
-	-	-
-	-	-



Indiana Baseball
Overall Statistics for Indiana (as of Feb 17, 2025)
(All games Sorted by Batting avg)



Record: 0-4 Home: 0-0 Away: 0-0 Neutral: 0-4 Big Ten: 0-0

Player	avg	gp-gs	ab	r	h	2b	3b	hr	rbi	tb	slg%	bb	hp	so	gdp	ob%	sf	sh	sb-att	po	a	e	fld%
34 Hanley, Jake	.353	4-4	17	2	6	0	0	0	1	6	.353	1	0	4	0	.389	0	0	0-0	30	0	0	1.000
20 Dickerson, Korbyn	.333	4-4	15	3	5	1	0	1	3	9	.600	4	0	4	0	.474	0	0	0-0	13	0	0	1.000
9 Stadler, Jake	.286	4-2	7	2	2	0	0	0	0	2	.286	4	1	0	0	.583	0	1	0-0	31	3	1	.971
8 Cerny, Tyler	.267	4-4	15	5	4	0	0	1	1	7	.467	2	3	7	1	.450	0	0	0-0	3	11	4	.778
23 Brenzewski, Joey	.250	4-2	8	1	2	0	0	1	5	5	.625	1	1	1	0	.364	1	0	0-0	0	0	0	.000
5 Taylor, Devin	.235	4-4	17	0	4	0	1	0	3	6	.353	4	0	7	0	.381	0	0	0-0	7	0	0	1.000
2 Oliver, Jasen	.167	4-4	18	1	3	0	0	1	4	6	.333	2	0	6	1	.250	0	0	0-1	3	5	0	1.000
12 Denny, Hogan	.059	4-4	17	2	1	0	0	0	0	1	.059	3	0	3	1	.200	0	0	0-0	12	0	0	1.000

11 Moore, Will	.333	1-0	3	0	1	1	0	0	1	2	.667	1	0	1	0	.500	0	0	0-0	0	2	0	1.000
10 Pyne, Josh	.000	4-4	6	1	0	0	0	0	0	0	.000	1	0	3	0	.143	0	0	0-0	2	3	1	.833
13 Wiggins, Andrew	.000	4-1	4	3	0	0	0	0	0	0	.000	5	0	1	0	.556	0	0	0-0	0	0	0	.000
3 DeMartino, Tyler	.000	3-1	3	0	0	0	0	0	0	0	.000	1	0	2	0	.250	0	0	0-1	0	0	0	.000
6 Schuyler, T.J.	.000	3-2	2	0	0	0	0	0	0	0	.000	1	0	1	0	.333	0	0	0-0	7	0	1	.875
15 Malamazian, Coope	.000	4-0	1	0	0	0	0	0	0	0	.000	0	0	0	0	.000	0	0	0-0	0	2	0	1.000
19 Decker, Cole	.000	1-0	0	0	0	0	0	0	0	0	.000	0	0	0	0	.000	0	0	0-0	0	0	0	.000
Totals	.211	4	133	20	28	2	1	4	18	44	.331	30	5	40	3	.373	1	1	0-2	108	29	7	.951
Opponents	.282	4	149	31	42	5	1	3	26	58	.389	15	5	39	2	.365	1	1	5-5	114	40	3	.981

LOB - Team (36), Opp (32). DPs turned - Team (2), Opp (3). IBB - Team (2), Taylor 2. Picked off - DeMartino 1.

(All games Sorted by Earned run avg)

Player	era	w-l	app	gs	cg	sho	sv	ip	h	r	er	bb	so	2b	3b	hr	b/avg	wp	hp	bks	sfa	sha
32 Gilley, Cole	1.69	0-0	1	1	0	0/0	0	5.1	3	2	1	0	11	1	0	0	.150	0	0	0	0	0
24 Buhr, Drew	3.60	0-0	2	0	0	0/0	0	5.0	5	2	2	0	5	1	0	0	.250	0	0	0	0	0
40 Seebold, Gavin	9.00	0-1	1	1	0	0/0	0	4.0	5	4	4	1	3	1	0	1	.294	0	0	0	0	0

16 Gubitosi, Anthony	0.00	0-0	1	0	0	0/0	0	3.0	1	0	0	1	2	0	0	0	.100	0	0	0	0	0
30 Rushing, Ryan	0.00	0-0	1	0	0	0/0	0	1.0	1	0	0	1	2	0	0	0	.250	0	0	0	0	0
26 Benes, Seth	0.00	0-0	1	0	0	0/0	0	1.0	1	0	0	1	1	0	0	0	.250	1	0	0	0	0
21 Vogel, Jacob	0.00	0-0	1	0	0	0/0	0	0.1	0	0	0	0	0	0	0	0	.000	0	0	0	0	0
38 Yarberry, Jackson	3.00	0-0	1	0	0	0/0	0	3.0	2	2	1	1	6	1	0	0	.167	0	2	0	0	0
18 Holderfield, Grant	9.00	0-0	1	0	0	0/0	0	2.0	3	2	2	2	0	0	0	0	.333	0	0	0	1	0
17 Grable, Ben	10.80	0-0	2	0	0	0/0	0	1.2	2	2	2	2	2	0	0	0	.286	1	0	1	0	0
51 Haas, Pete	12.00	0-1	1	1	0	0/0	0	3.0	6	4	4	1	2	0	0	1	.462	0	1	0	0	0
55 Decker-Petty, Ayda	13.50	0-0	1	1	0	0/0	0	2.0	2	3	3	1	0	1	0	0	.250	1	0	0	0	0
29 Kraft, Ryan	16.20	0-1	2	0	0	0/0	0	1.2	6	3	3	1	3	0	1	0	.600	0	0	0	0	1
28 Bohnert, Matthew	18.00	0-1	2	0	0	0/0	0	1.0	1	2	2	1	0	0	0	0	.250	0	0	0	0	0
31 Brummel, Henry	18.00	0-0	1	0	0	0/0	0	1.0	2	2	2	1	1	0	0	1	.400	0	0	0	0	0
44 Eldridge, Will	27.00	0-0	1	0	0	0/0	0	1.0	2	3	3	1	1	0	0	0	.400	0	2	0	0	0
Totals	7.25	0-4	4	4	0	0/0	0	36.0	42	31	29	15	39	5	1	3	.282	3	5	1	1	1
Opponents	4.50	4-0	4	4	0	1/1	1	38.0	28	20	19	30	40	2	1	4	.211	0	5	1	1	1

PB - Team (0), Opp (2). Pickoffs - Team (1), Stadler, J. 1, Opp (1). SBA/ATT - Stadler, J. (3-3), Schuyler (2-2), Buhr (2-2), Grable (1-1), Kraft (1-1), Haas, P. (1-1).



Indiana Baseball **Overall Statistics for Indiana (as of Feb 17, 2025)** **(All games Sorted by Batting avg)**



Record: 0-4 Home: 0-0 Away: 0-0 Neutral: 0-4 Big Ten: 0-0

Player	avg	gp-gs	ab	r	h	2b	3b	hr	rbi	tb	slg%	bb	hp	so	gdp	ob%	sf	sh	sb-att	po	a	e	fld%
34 Hanley, Jake	.353	4-4	17	2	6	0	0	0	1	6	.353	1	0	4	0	.389	0	0	0-0	30	0	0	1.000
20 Dickerson, Korbyn	.333	4-4	15	3	5	1	0	1	3	9	.600	4	0	4	0	.474	0	0	0-0	13	0	0	1.000
9 Stadler, Jake	.286	4-2	7	2	2	0	0	0	0	2	.286	4	1	0	0	.583	0	1	0-0	31	3	1	.971
8 Cerny, Tyler	.267	4-4	15	5	4	0	0	1	1	7	.467	2	3	7	1	.450	0	0	0-0	3	11	4	.778
23 Brenzewski, Joey	.250	4-2	8	1	2	0	0	1	5	5	.625	1	1	1	0	.364	1	0	0-0	0	0	0	.000
5 Taylor, Devin	.235	4-4	17	0	4	0	1	0	3	6	.353	4	0	7	0	.381	0	0	0-0	7	0	0	1.000
2 Oliver, Jasen	.167	4-4	18	1	3	0	0	1	4	6	.333	2	0	6	1	.250	0	0	0-1	3	5	0	1.000
12 Denny, Hogan	.059	4-4	17	2	1	0	0	0	0	1	.059	3	0	3	1	.200	0	0	0-0	12	0	0	1.000

11 Moore, Will	.333	1-0	3	0	1	1	0	0	1	2	.667	1	0	1	0	.500	0	0	0-0	0	2	0	1.000
10 Pyne, Josh	.000	4-4	6	1	0	0	0	0	0	0	.000	1	0	3	0	.143	0	0	0-0	2	3	1	.833
13 Wiggins, Andrew	.000	4-1	4	3	0	0	0	0	0	0	.000	5	0	1	0	.556	0	0	0-0	0	0	0	.000
3 DeMartino, Tyler	.000	3-1	3	0	0	0	0	0	0	0	.000	1	0	2	0	.250	0	0	0-1	0	0	0	.000
6 Schuyler, T.J.	.000	3-2	2	0	0	0	0	0	0	0	.000	1	0	1	0	.333	0	0	0-0	7	0	1	.875
15 Malamazian, Coope	.000	4-0	1	0	0	0	0	0	0	0	.000	0	0	0	0	.000	0	0	0-0	0	2	0	1.000
19 Decker, Cole	.000	1-0	0	0	0	0	0	0	0	0	.000	0	0	0	0	.000	0	0	0-0	0	0	0	.000
Totals	.211	4	133	20	28	2	1	4	18	44	.331	30	5	40	3	.373	1	1	0-2	108	29	7	.951
Opponents	.282	4	149	31	42	5	1	3	26	58	.389	15	5	39	2	.365	1	1	5-5	114	40	3	.981

LOB - Team (36), Opp (32). DPs turned - Team (2), Opp (3). IBB - Team (2), Taylor 2. Picked off - DeMartino 1.

(All games Sorted by Earned run avg)

Player	era	w-l	app	gs	cg	sho	sv	ip	h	r	er	bb	so	2b	3b	hr	b/avg	wp	hp	bks	sfa	sha
32 Gilley, Cole	1.69	0-0	1	1	0	0/0	0	5.1	3	2	1	0	11	1	0	0	.150	0	0	0	0	0
24 Buhr, Drew	3.60	0-0	2	0	0	0/0	0	5.0	5	2	2	0	5	1	0	0	.250	0	0	0	0	0
40 Seebold, Gavin	9.00	0-1	1	1	0	0/0	0	4.0	5	4	4	1	3	1	0	1	.294	0	0	0	0	0

16 Gubitosi, Anthony	0.00	0-0	1	0	0	0/0	0	3.0	1	0	0	1	2	0	0	0	.100	0	0	0	0	0
30 Rushing, Ryan	0.00	0-0	1	0	0	0/0	0	1.0	1	0	0	1	2	0	0	0	.250	0	0	0	0	0
26 Benes, Seth	0.00	0-0	1	0	0	0/0	0	1.0	1	0	0	1	1	0	0	0	.250	1	0	0	0	0
21 Vogel, Jacob	0.00	0-0	1	0	0	0/0	0	0.1	0	0	0	0	0	0	0	0	.000	0	0	0	0	0
38 Yarberry, Jackson	3.00	0-0	1	0	0	0/0	0	3.0	2	2	1	1	6	1	0	0	.167	0	2	0	0	0
18 Holderfield, Grant	9.00	0-0	1	0	0	0/0	0	2.0	3	2	2	2	0	0	0	0	.333	0	0	0	1	0
17 Grable, Ben	10.80	0-0	2	0	0	0/0	0	1.2	2	2	2	2	2	0	0	0	.286	1	0	1	0	0
51 Haas, Pete	12.00	0-1	1	1	0	0/0	0	3.0	6	4	4	1	2	0	0	1	.462	0	1	0	0	0
55 Decker-Petty, Ayda	13.50	0-0	1	1	0	0/0	0	2.0	2	3	3	1	0	1	0	0	.250	1	0	0	0	0
29 Kraft, Ryan	16.20	0-1	2	0	0	0/0	0	1.2	6	3	3	1	3	0	1	0	.600	0	0	0	0	1
28 Bohnert, Matthew	18.00	0-1	2	0	0	0/0	0	1.0	1	2	2	1	0	0	0	0	.250	0	0	0	0	0
31 Brummel, Henry	18.00	0-0	1	0	0	0/0	0	1.0	2	2	2	1	1	0	0	1	.400	0	0	0	0	0
44 Eldridge, Will	27.00	0-0	1	0	0	0/0	0	1.0	2	3	3	1	1	0	0	0	.400	0	2	0	0	0
Totals	7.25	0-4	4	4	0	0/0	0	36.0	42	31	29	15	39	5	1	3	.282	3	5	1	1	1
Opponents	4.50	4-0	4	4	0	1/1	1	38.0	28	20	19	30	40	2	1	4	.211	0	5	1	1	1

PB - Team (0), Opp (2). Pickoffs - Team (1), Stadler, J. 1, Opp (1). SBA/ATT - Stadler, J. (3-3), Schuyler (2-2), Buhr (2-2), Grable (1-1), Kraft (1-1), Haas, P. (1-1).



Indiana Baseball

Overall Statistics for Indiana (as of Feb 17, 2025)

(All games Sorted by Batting avg)



Record: 0-4 Home: 0-0 Away: 0-0 Neutral: 0-4 Big Ten: 0-0

Player	avg	gp-gs	ab	r	h	2b	3b	hr	rbi	tb	slg%	bb	hp	so	gdp	ob%	sf	sh	sb-att	po	a	e	fld%
34 Hanley, Jake	.353	4-4	17	2	6	0	0	0	1	6	.353	1	0	4	0	.389	0	0	0-0	30	0	0	1.000
20 Dickerson, Korbyn	.333	4-4	15	3	5	1	0	1	3	9	.600	4	0	4	0	.474	0	0	0-0	13	0	0	1.000
9 Stadler, Jake	.286	4-2	7	2	2	0	0	0	0	2	.286	4	1	0	0	.583	0	1	0-0	31	3	1	.971
8 Cerny, Tyler	.267	4-4	15	5	4	0	0	1	1	7	.467	2	3	7	1	.450	0	0	0-0	3	11	4	.778
23 Brenzewski, Joey	.250	4-2	8	1	2	0	0	1	5	5	.625	1	1	1	0	.364	1	0	0-0	0	0	0	.000
5 Taylor, Devin	.235	4-4	17	0	4	0	1	0	3	6	.353	4	0	7	0	.381	0	0	0-0	7	0	0	1.000
2 Oliver, Jasen	.167	4-4	18	1	3	0	0	1	4	6	.333	2	0	6	1	.250	0	0	0-1	3	5	0	1.000
12 Denny, Hogan	.059	4-4	17	2	1	0	0	0	0	1	.059	3	0	3	1	.200	0	0	0-0	12	0	0	1.000

11 Moore, Will	.333	1-0	3	0	1	1	0	0	1	2	.667	1	0	1	0	.500	0	0	0-0	0	2	0	1.000
10 Pyne, Josh	.000	4-4	6	1	0	0	0	0	0	0	.000	1	0	3	0	.143	0	0	0-0	2	3	1	.833
13 Wiggins, Andrew	.000	4-1	4	3	0	0	0	0	0	0	.000	5	0	1	0	.556	0	0	0-0	0	0	0	.000
3 DeMartino, Tyler	.000	3-1	3	0	0	0	0	0	0	0	.000	1	0	2	0	.250	0	0	0-1	0	0	0	.000
6 Schuyler, T.J.	.000	3-2	2	0	0	0	0	0	0	0	.000	1	0	1	0	.333	0	0	0-0	7	0	1	.875
15 Malamazian, Coope	.000	4-0	1	0	0	0	0	0	0	0	.000	0	0	0	0	.000	0	0	0-0	0	2	0	1.000
19 Decker, Cole	.000	1-0	0	0	0	0	0	0	0	0	.000	0	0	0	0	.000	0	0	0-0	0	0	0	.000
Totals	.211	4	133	20	28	2	1	4	18	44	.331	30	5	40	3	.373	1	1	0-2	108	29	7	.951
Opponents	.282	4	149	31	42	5	1	3	26	58	.389	15	5	39	2	.365	1	1	5-5	114	40	3	.981

LOB - Team (36), Opp (32). DPs turned - Team (2), Opp (3). IBB - Team (2), Taylor 2. Picked off - DeMartino 1.

(All games Sorted by Earned run avg)

Player	era	w-l	app	gs	cg	sho	sv	ip	h	r	er	bb	so	2b	3b	hr	b/avg	wp	hp	bk	sfa	sha
32 Gilley, Cole	1.69	0-0	1	1	0	0/0	0	5.1	3	2	1	0	11	1	0	0	.150	0	0	0	0	0
24 Buhr, Drew	3.60	0-0	2	0	0	0/0	0	5.0	5	2	2	0	5	1	0	0	.250	0	0	0	0	0
40 Seebold, Gavin	9.00	0-1	1	1	0	0/0	0	4.0	5	4	4	1	3	1	0	1	.294	0	0	0	0	0

16 Gubitosi, Anthony	0.00	0-0	1	0	0	0/0	0	3.0	1	0	0	1	2	0	0	0	.100	0	0	0	0	0
30 Rushing, Ryan	0.00	0-0	1	0	0	0/0	0	1.0	1	0	0	1	2	0	0	0	.250	0	0	0	0	0
26 Benes, Seth	0.00	0-0	1	0	0	0/0	0	1.0	1	0	0	1	1	0	0	0	.250	1	0	0	0	0
21 Vogel, Jacob	0.00	0-0	1	0	0	0/0	0	0.1	0	0	0	0	0	0	0	0	.000	0	0	0	0	0
38 Yarberry, Jackson	3.00	0-0	1	0	0	0/0	0	3.0	2	2	1	1	6	1	0	0	.167	0	2	0	0	0
18 Holderfield, Grant	9.00	0-0	1	0	0	0/0	0	2.0	3	2	2	2	0	0	0	0	.333	0	0	0	1	0
17 Grable, Ben	10.80	0-0	2	0	0	0/0	0	1.2	2	2	2	2	2	0	0	0	.286	1	0	1	0	0
51 Haas, Pete	12.00	0-1	1	1	0	0/0	0	3.0	6	4	4	1	2	0	0	1	.462	0	1	0	0	0
55 Decker-Petty, Ayda	13.50	0-0	1	1	0	0/0	0	2.0	2	3	3	1	0	1	0	0	.250	1	0	0	0	0
29 Kraft, Ryan	16.20	0-1	2	0	0	0/0	0	1.2	6	3	3	1	3	0	1	0	.600	0	0	0	0	1
28 Bohnert, Matthew	18.00	0-1	2	0	0	0/0	0	1.0	1	2	2	1	0	0	0	0	.250	0	0	0	0	0
31 Brummel, Henry	18.00	0-0	1	0	0	0/0	0	1.0	2	2	2	1	1	0	0	1	.400	0	0	0	0	0
44 Eldridge, Will	27.00	0-0	1	0	0	0/0	0	1.0	2	3	3	1	1	0	0	0	.400	0	2	0	0	0
Totals	7.25	0-4	4	4	0	0/0	0	36.0	42	31	29	15	39	5	1	3	.282	3	5	1	1	1
Opponents	4.50	4-0	4	4	0	1/1	1	38.0	28	20	19	30	40	2	1	4	.211	0	5	1	1	1

PB - Team (0), Opp (2). Pickoffs - Team (1), Stadler, J. 1, Opp (1). SBA/ATT - Stadler, J. (3-3), Schuyler (2-2), Buhr (2-2), Grable (1-1), Kraft (1-1), Haas, P. (1-1).

Indiana Baseball
Team Game-by-Game for Indiana (as of Feb 17, 2025)
Batting (All games)

Date	Opponent	ab	r	h	rbi	2b	3b	hr	tb	bb	ibb	sb	cs	hbp	sac	sf	gdp	k	po	a	e	lob	avg
Feb 14	vs UNLV	33	2	9	1	1	0	0	10	2	0	0	0	2	0	0	2	11	24	7	1	8	.273
Feb 15	vs Xavier	35	6	8	6	0	0	2	14	11	1	0	1	2	0	1	0	8	30	6	4	13	.250
Feb 16	vs Oregon State	27	0	1	0	0	0	0	1	4	0	0	1	1	0	0	0	7	24	6	2	5	.189
Feb 17	vs UNLV	38	12	10	11	1	1	2	19	13	1	0	0	0	1	0	1	14	30	10	0	10	.211
Totals		133	20	28	18	2	1	4	44	30	2	0	2	5	1	1	3	40	108	29	7	36	.211

Indiana Baseball
Team Game-by-Game for Indiana (as of Feb 17, 2025)
Pitching (All games)

Date	Opponent	ip	h	r	er	bb	so	2b	3b	hr	wp	bk	hbp	dp	ibb	score	w-l	sv	era
Feb 14	vs UNLV	8.0	7	4	4	1	8	1	0	1	0	0	0	0	0	2-4	0-1	0	4.50
Feb 15	vs Xavier	10.0	10	8	6	3	21	2	0	0	1	1	2	0	0	6-8	0-2	0	5.00
Feb 16	vs Oregon State	8.0	11	6	6	5	5	0	0	1	1	0	1	2	0	0-6	0-3	0	5.54
Feb 17	vs UNLV	10.0	14	13	13	6	5	2	1	1	1	0	2	0	0	12-13	0-4	0	7.25
Totals		36.0	42	31	29	15	39	5	1	3	3	1	5	2	0	20-31	0-4	0	7.25

Indiana Baseball
Team Game-by-Game for Indiana (as of Feb 17, 2025)
Batting (All games)

Date	Opponent	ab	r	h	rbi	2b	3b	hr	tb	bb	ibb	sb	cs	hbp	sac	sf	gdp	k	po	a	e	lob	avg
Feb 14	vs UNLV	33	2	9	1	1	0	0	10	2	0	0	0	2	0	0	2	11	24	7	1	8	.273
Feb 15	vs Xavier	35	6	8	6	0	0	2	14	11	1	0	1	2	0	1	0	8	30	6	4	13	.250
Feb 16	vs Oregon State	27	0	1	0	0	0	0	1	4	0	0	1	1	0	0	0	7	24	6	2	5	.189
Feb 17	vs UNLV	38	12	10	11	1	1	2	19	13	1	0	0	0	1	0	1	14	30	10	0	10	.211
Totals		133	20	28	18	2	1	4	44	30	2	0	2	5	1	1	3	40	108	29	7	36	.211

Indiana Baseball
Team Game-by-Game for Indiana (as of Feb 17, 2025)
Pitching (All games)

Date	Opponent	ip	h	r	er	bb	so	2b	3b	hr	wp	bk	hbp	dp	ibb	score	w-l	sv	era
Feb 14	vs UNLV	8.0	7	4	4	1	8	1	0	1	0	0	0	0	0	2-4	0-1	0	4.50
Feb 15	vs Xavier	10.0	10	8	6	3	21	2	0	0	1	1	2	0	0	6-8	0-2	0	5.00
Feb 16	vs Oregon State	8.0	11	6	6	5	5	0	0	1	1	0	1	2	0	0-6	0-3	0	5.54
Feb 17	vs UNLV	10.0	14	13	13	6	5	2	1	1	1	0	2	0	0	12-13	0-4	0	7.25
Totals		36.0	42	31	29	15	39	5	1	3	3	1	5	2	0	20-31	0-4	0	7.25

HOW IT WAS WON

(* - Walk-off hit)

Below is a chart representing how the eventual game-winning run was recorded for Indiana in 2025.

Gm	Opponent	Final	Player	Inn.	Outs	Play	Score at Time
1	UNLV	L, 2-4	--	-	-	-	--
2	Xavier	L, 6-8 (10)	--	-	-	-	--
3	Oregon State	L, 0-6	--	-	-	-	--
4	UNLV	L, 12-13 (10)	--	-	-	-	--
5	Fordham						
6	Harvard						
7	Northwestern						
8	Xavier						
9	Mount St. Mary's						
10	Stetson						
11	Stetson						
12	Mount St. Mary's						
13	Northern Kentucky						
14	Penn State						
15	Penn State						
16	Penn State						
17	Indiana State						
18	Ohio State						
19	Ohio State						
20	Ohio State						
21	Evansville						
22	UCLA						
23	UCLA						
24	UCLA						
25	Bellarmino						
26	USC						
27	USC						
28	USC						
29	Louisville						
30	Michigan State						
31	Michigan State						
32	Michigan State						
33	Ball State						
34	Illinois						
35	Illinois						
36	Illinois						
37	Indiana State						
38	Maryland						
39	Maryland						
40	Maryland						
41	Ball State						
42	Iowa						
43	Iowa						
44	Iowa						
45	Evansville						
46	Abilene Christian						
47	Abilene Christian						
48	Abilene Christian						
49	Purdue						
50	Purdue						
51	Purdue						
52	Cincinnati						
53	Michigan						
54	Michigan						
55	Michigan						

CAREER GAME-WINNING PLAYS

WO = Walk-off game-winning play

	'21	'22	'23	'24	WO	Career
Cerny, Tyler	--	--	7	4	--	11
Oliver, Jasen	--	--	--	2	--	2
Pyne, Josh	--	6	2	2	1	10
Taylor, Devin	--	--	5	4	--	9
Brenczewski, Joey	--	--	--	3	--	3
Wiggins, Andrew	--	--	--	1	--	1

*at Indiana only

INDIANA WHEN...

	'23	'24	'25
Overall	43-20	33-26-1	0-4
vs. Top-10 Teams	1-1	0-2	0-1
vs. Top-25 Teams	2-3	4-4	0-1
Non-Conference	25-10	15-13-1	0-4
Big Ten	16-8	15-9	-
At Home	26-4	17-11	-
On the Road	14-12	11-9-1	-
At Neutral Sites	3-3	5-6	0-4
In Day Games	33-12	23-14-1	0-2
In Night Games	10-8	10-12	0-2
vs. Teams .500 Or Better	24-16	23-17-1	0-2
vs. Teams Worse Than .500	20-3	10-8	0-2
vs. Left-Handed Starter	15-3	8-8	0-1
vs. Right-Handed Starter	28-17	25-18-1	0-3
When Starter Receives Decision	19-16	24-17	0-1
When Reliever Receives Decision	26-6	9-9	0-3
When Starter Goes 5+ Innings	11-7	9-19	0-1
When Starter Goes <5 Innings	34-15	24-7-1	0-3
When Scoring First	27-7	21-9	0-2
When Opponent Scores First	16-13	12-17-1	0-2
When Leading After 6 Innings	35-1	28-1	0-0
When Trailing After 6 Innings	3-16	4-21-1	0-4
When Tied After 6 Innings	5-3	1-4	0-0
When Leading After 8 Innings	40-0	29-0	0-0
When Trailing After 8 Innings	1-19	3-22-1	0-3
When Tied After 8 Innings	2-0	0-3	0-1
In One-Run Games	9-1	2-3	0-1
In Two-Run Games	11-4	2-2	0-2
In 5+ Run Games	16-12	26-18	0-1
Weekend Series W-L-T	9-4-0	8-3-1	-
Series Sweeps/Times Swept	6/1	2/-	-
Scoring 0-2 Runs	1-10	0-10	0-1
Scoring 3-5 Runs	12-5	1-10	0-0
Scoring 6-9 Runs	12-5	10-5-1	0-1
Scoring 10+ Runs	18-0	22-1	0-1
Shutouts/Times Shut Out	2/1	0/1	0/1
In Extra Innings	3-0	0-1-1	0-2
Opponent Scores 5 Runs Or Less	31-4	21-5	0-1
Opponent Scores 6 Runs Or More	12-16	12-21	0-3
Out-Hitting Opponent	33-3	31-3	0-1
Out-Hit by Opponent	8-15	1-23-1	0-3
Hits Are Equal	2-2	1-0	0-0
Hitting A Home Run	29-8	29-11	0-2
Opponent Hits A Home Run	23-15	20-17	0-3
Errorless	16-8	13-6	0-1
Committing One Error	18-4	9-10	0-1
Committing 2+ Errors	10-8	11-10-1	0-2
Opponent is Errorless	13-11	11-9	0-2
Opponent Commits One Error	13-8	13-11-1	0-1
Opponent Commits 2+ Errors	17-1	9-6	0-1
Game 1 of Weekend	6-8	6-9	0-1
Game 2 of Weekend	10-4	12-3	0-1
Game 3 of Weekend	12-2	9-6	0-1
Monday	0-1	--	0-1
Tuesday	9-2	4-4	-
Wednesday	4-0	1-1-1	-
Thursday	2-2	2-2	-
Friday	6-8	7-6	0-1
Saturday	11-4	11-6	0-1
Sunday	11-3	8-7	0-1

2025 GAME RESULTS

2025 Record: 0-4 {Home: 0-0; Road 0-0; Big Ten: 0-0; Neutral: 0-4}

Date	Opponent	Score	Innings	Overall	Big Ten	Pitcher of Record	Att.	Time
2/14	UNLV	L, 2-4	9	0-1	0-0	Seebold (L, 0-1)	375	2:29
2/15	Xavier	L, 6-8	10	0-2	0-0	Kraft (L, 0-1)	.354	3:42
2/16	Oregon State	L, 0-6	9	0-3	0-0	Haas (L, 0-1)	3498	2:35
2/17	UNLV	L, 12-13	10	0-4	0-0	Bohnert (L, 0-1)	307	4:05
2/22	Fordham	-	-	-	-	-	-	-
2/23	Harvard	-	-	-	-	-	-	-
2/24	Northwestern	-	-	-	-	-	-	-
2/25	Xavier	-	-	-	-	-	-	-
2/28	Mount St. Mary's	-	-	-	-	-	-	-
2/28	Stetson	-	-	-	-	-	-	-
3/1	Stetson	-	-	-	-	-	-	-
3/2	Mount St. Mary's	-	-	-	-	-	-	-
3/4	Northern Kentucky	-	-	-	-	-	-	-
3/7	Penn State	-	-	-	-	-	-	-
3/8	Penn State	-	-	-	-	-	-	-
3/9	Penn State	-	-	-	-	-	-	-
3/11	Indiana State	-	-	-	-	-	-	-
3/14	Ohio State	-	-	-	-	-	-	-
3/15	Ohio State	-	-	-	-	-	-	-
3/16	Ohio State	-	-	-	-	-	-	-
3/18	Evansville	-	-	-	-	-	-	-
3/21	UCLA	-	-	-	-	-	-	-
3/22	UCLA	-	-	-	-	-	-	-
3/23	UCLA	-	-	-	-	-	-	-
3/25	Bellarmine	-	-	-	-	-	-	-
3/28	USC	-	-	-	-	-	-	-
3/29	USC	-	-	-	-	-	-	-
3/30	USC	-	-	-	-	-	-	-
4/1	Louisville	-	-	-	-	-	-	-
4/4	Michigan State	-	-	-	-	-	-	-
4/5	Michigan State	-	-	-	-	-	-	-
4/6	Michigan State	-	-	-	-	-	-	-
4/8	Ball State	-	-	-	-	-	-	-
4/11	Illinois	-	-	-	-	-	-	-
4/12	Illinois	-	-	-	-	-	-	-
4/13	Illinois	-	-	-	-	-	-	-
4/15	Indiana State	-	-	-	-	-	-	-
4/18	Maryland	-	-	-	-	-	-	-
4/19	Maryland	-	-	-	-	-	-	-
4/20	Maryland	-	-	-	-	-	-	-
4/23	Ball State	-	-	-	-	-	-	-
4/25	Iowa	-	-	-	-	-	-	-
4/26	Iowa	-	-	-	-	-	-	-
4/27	Iowa	-	-	-	-	-	-	-
4/29	Evansville	-	-	-	-	-	-	-
5/2	Abilene Christian	-	-	-	-	-	-	-
5/3	Abilene Christian	-	-	-	-	-	-	-
5/4	Abilene Christian	-	-	-	-	-	-	-
5/9	Purdue	-	-	-	-	-	-	-
5/10	Purdue	-	-	-	-	-	-	-
5/11	Purdue	-	-	-	-	-	-	-
5/13	Cincinnati	-	-	-	-	-	-	-
5/15	Michigan	-	-	-	-	-	-	-
5/16	Michigan	-	-	-	-	-	-	-
5/17	Michigan	-	-	-	-	-	-	-



IU's traditional all grey uniforms; often worn on Friday nights in road contests

UNIFORM TRACKER

Jerseys	W-L
White Hoosiers	0-1
Grey Hoosiers	0-1
Grey Pinstripes	-
Red Script	0-1
White Pinstripes	-
Cream Indiana	0-1
Gold Edition	-

LINEUP NOTES

GAME-BY GAME OFFENSIVE STARTERS

Date	Opponent	1	2	3	4	5	6	7	8	9
2/14	UNLV	Taylor	Denny	Cerny	Oliver	Stadler	Brenczewski	Dickerson	Hanley	Pyne
2/15	Xavier	Taylor	Denny	Cerny	Oliver	Brenczewski	Stadler	Dickerson	Hanley	Pyne
2/16	Oregon State	Taylor	Denny	Cerny	Oliver	Dickerson	Hanley	DeMartino	Pyne	Schuyler
2/17	UNLV	Taylor	Denny	Cerny	Oliver	Wiggins	Dickerson	Hanley	Pyne	Schuyler
2/22	Fordham	-	-	-	-	-	-	-	-	-
2/23	Harvard	-	-	-	-	-	-	-	-	-
2/24	Northwestern	-	-	-	-	-	-	-	-	-
2/25	Xavier	-	-	-	-	-	-	-	-	-
2/28	Mount St. Mary's	-	-	-	-	-	-	-	-	-
2/28	Stetson	-	-	-	-	-	-	-	-	-
3/1	Stetson	-	-	-	-	-	-	-	-	-
3/2	Mount St. Mary's	-	-	-	-	-	-	-	-	-
3/4	Northern Kentucky	-	-	-	-	-	-	-	-	-
3/7	Penn State	-	-	-	-	-	-	-	-	-
3/8	Penn State	-	-	-	-	-	-	-	-	-
3/9	Penn State	-	-	-	-	-	-	-	-	-
3/11	Indiana State	-	-	-	-	-	-	-	-	-
3/14	Ohio State	-	-	-	-	-	-	-	-	-
3/15	Ohio State	-	-	-	-	-	-	-	-	-
3/16	Ohio State	-	-	-	-	-	-	-	-	-
3/18	Evansville	-	-	-	-	-	-	-	-	-
3/21	UCLA	-	-	-	-	-	-	-	-	-
3/22	UCLA	-	-	-	-	-	-	-	-	-
3/23	UCLA	-	-	-	-	-	-	-	-	-
3/25	Bellarmine	-	-	-	-	-	-	-	-	-
3/28	USC	-	-	-	-	-	-	-	-	-
3/29	USC	-	-	-	-	-	-	-	-	-
3/30	USC	-	-	-	-	-	-	-	-	-
4/1	Louisville	-	-	-	-	-	-	-	-	-
4/4	Michigan State	-	-	-	-	-	-	-	-	-
4/5	Michigan State	-	-	-	-	-	-	-	-	-
4/6	Michigan State	-	-	-	-	-	-	-	-	-
4/8	Ball State	-	-	-	-	-	-	-	-	-
4/11	Illinois	-	-	-	-	-	-	-	-	-
4/12	Illinois	-	-	-	-	-	-	-	-	-
4/13	Illinois	-	-	-	-	-	-	-	-	-
4/15	Indiana State	-	-	-	-	-	-	-	-	-
4/18	Maryland	-	-	-	-	-	-	-	-	-
4/19	Maryland	-	-	-	-	-	-	-	-	-
4/20	Maryland	-	-	-	-	-	-	-	-	-
4/23	Ball State	-	-	-	-	-	-	-	-	-
4/25	Iowa	-	-	-	-	-	-	-	-	-
4/26	Iowa	-	-	-	-	-	-	-	-	-
4/27	Iowa	-	-	-	-	-	-	-	-	-
4/29	Evansville	-	-	-	-	-	-	-	-	-
5/2	Abilene Christian	-	-	-	-	-	-	-	-	-
5/3	Abilene Christian	-	-	-	-	-	-	-	-	-
5/4	Abilene Christian	-	-	-	-	-	-	-	-	-
5/9	Purdue	-	-	-	-	-	-	-	-	-
5/10	Purdue	-	-	-	-	-	-	-	-	-
5/11	Purdue	-	-	-	-	-	-	-	-	-
5/13	Cincinnati	-	-	-	-	-	-	-	-	-
5/15	Michigan	-	-	-	-	-	-	-	-	-
5/16	Michigan	-	-	-	-	-	-	-	-	-
5/17	Michigan	-	-	-	-	-	-	-	-	-



Junior infielder **Tyler Cerny**

CAREER GAMES PLAYED AT INDIANA (Offense, min. 40 apps.)

Player	GP/GS
Josh Pyne	183/182
Tyler Cerny	123/121
Devin Taylor	118/114
Jake Stadler	55/46
Joey Brenzewski	54/44
Jasen Oliver	52/48

CAREER GAMES PITCHED AT INDIANA (Pitching, min. 20 apps.)

Player	App/GS
Ryan Kraft	64/5
Grant Holderfield	35/2
Aydan Decker-Petty	25/2
Drew Buhr	23/0
Jacob Vogel	22/0

LINEUP NOTES

GAME-BY-GAME OFFENSIVE STARTERS

Date	Opponent	C	1B	2B	3B	SS	LF	CF	RF	DH
2/14	UNLV	Stadler	Hanley	Oliver	Pyne	Cerny	Taylor	Dickerson	Denny	Brenczewski
2/15	Xavier	Stadler	Hanley	Oliver	Pyne	Cerny	Taylor	Dickerson	Denny	Brenczewski
2/16	Oregon State	Schuyler	Hanley	Oliver	Pyne	Cerny	Taylor	Dickerson	Denny	DeMartino
2/17	UNLV	Schuyler	Hanley	Oliver	Pyne	Cerny	Taylor	Dickerson	Denny	Wiggins
2/22	Fordham	-	-	-	-	-	-	-	-	-
2/23	Harvard	-	-	-	-	-	-	-	-	-
2/24	Northwestern	-	-	-	-	-	-	-	-	-
2/25	Xavier	-	-	-	-	-	-	-	-	-
2/28	Mount St. Mary's	-	-	-	-	-	-	-	-	-
2/28	Stetson	-	-	-	-	-	-	-	-	-
3/1	Stetson	-	-	-	-	-	-	-	-	-
3/2	Mount St. Mary's	-	-	-	-	-	-	-	-	-
3/4	Northern Kentucky	-	-	-	-	-	-	-	-	-
3/7	Penn State	-	-	-	-	-	-	-	-	-
3/8	Penn State	-	-	-	-	-	-	-	-	-
3/9	Penn State	-	-	-	-	-	-	-	-	-
3/11	Indiana State	-	-	-	-	-	-	-	-	-
3/14	Ohio State	-	-	-	-	-	-	-	-	-
3/15	Ohio State	-	-	-	-	-	-	-	-	-
3/16	Ohio State	-	-	-	-	-	-	-	-	-
3/18	Evansville	-	-	-	-	-	-	-	-	-
3/21	UCLA	-	-	-	-	-	-	-	-	-
3/22	UCLA	-	-	-	-	-	-	-	-	-
3/23	UCLA	-	-	-	-	-	-	-	-	-
3/25	Bellarmine	-	-	-	-	-	-	-	-	-
3/28	USC	-	-	-	-	-	-	-	-	-
3/29	USC	-	-	-	-	-	-	-	-	-
3/30	USC	-	-	-	-	-	-	-	-	-
4/1	Louisville	-	-	-	-	-	-	-	-	-
4/4	Michigan State	-	-	-	-	-	-	-	-	-
4/5	Michigan State	-	-	-	-	-	-	-	-	-
4/6	Michigan State	-	-	-	-	-	-	-	-	-
4/8	Ball State	-	-	-	-	-	-	-	-	-
4/11	Illinois	-	-	-	-	-	-	-	-	-
4/12	Illinois	-	-	-	-	-	-	-	-	-
4/13	Illinois	-	-	-	-	-	-	-	-	-
4/15	Indiana State	-	-	-	-	-	-	-	-	-
4/18	Maryland	-	-	-	-	-	-	-	-	-
4/19	Maryland	-	-	-	-	-	-	-	-	-
4/20	Maryland	-	-	-	-	-	-	-	-	-
4/23	Ball State	-	-	-	-	-	-	-	-	-
4/25	Iowa	-	-	-	-	-	-	-	-	-
4/26	Iowa	-	-	-	-	-	-	-	-	-
4/27	Iowa	-	-	-	-	-	-	-	-	-
4/29	Evansville	-	-	-	-	-	-	-	-	-
5/2	Abilene Christian	-	-	-	-	-	-	-	-	-
5/3	Abilene Christian	-	-	-	-	-	-	-	-	-
5/4	Abilene Christian	-	-	-	-	-	-	-	-	-
5/9	Purdue	-	-	-	-	-	-	-	-	-
5/10	Purdue	-	-	-	-	-	-	-	-	-
5/11	Purdue	-	-	-	-	-	-	-	-	-
5/13	Cincinnati	-	-	-	-	-	-	-	-	-
5/15	Michigan	-	-	-	-	-	-	-	-	-
5/16	Michigan	-	-	-	-	-	-	-	-	-
5/17	Michigan	-	-	-	-	-	-	-	-	-



Sophomore infielder **Jasen Oliver**

2025 PITCHING APPEARANCES

Player	GP/GS	IP	Strikeouts
Cole Gilley	1/1	5.1	11
Drew Buhr	2/0	5.0	5
Gavin Seebold	1/1	4.0	3
Anthony Gubitosi	1/0	3.0	2
Ryan Rushing	1/0	1.0	2
Seth Benes	1/0	1.0	1
Jacob Vogel	1/0	0.1	0
Jackson Yarberry	1/0	3.0	6
Grant Holderfield	1/0	2.0	0
Ben Grable	2/0	1.2	2
Pete Haas	1/1	3.0	2
Aydan Decker-Petty	1/1	2.0	0
Ryan Kraft	2/0	1.2	3
Matthew Bohnert	2/0	1.0	0
Henry Brummel	1/0	1.0	1
Will Eldridge	1/0	1.0	1

2025 OFFENSIVE APPEARANCES

Player	GP/GS	Batting Avg.	Hits
Jake Hanley	4/4	.353	6
Korbyn Dickerson	4/4	.333	5
Jake Stadler	4/2	.286	2
Tyler Cerny	4/4	.267	4
Joey Brenzewski	4/2	.250	2
Devin Taylor	4/4	.235	4
Jasen Oliver	4/4	.167	3
Hogan Denny	4/4	.059	1
Will Moore	1/0	.333	1
Josh Pyne	4/4	.000	0
Andrew Wiggins	4/1	.000	0
Tyler DeMartino	3/1	.000	0
T.J. Schuyler	3/2	.000	0
Cooper Malamazian	4/0	.000	0
Cole Decker	1/0	.000	0

INDIANA START CHART

INDIANA START CHART - PITCHING

Date	Starter	Opponent	Dec	IP	H	R	ER	BB	SO	NP	Score When Left	Result
2/14	Seebold	UNLV	Loss	4.0	5	4	4	1	3	67	Trailing 1-4	L, 2-4
2/15	Gilley	Xavier	ND	5.1	3	2	1	0	11	81	Leading 2-1	L, 6-8 (10)
2/16	Haas	#7 Oregon State	Loss	3.0	6	4	4	1	2	47	Trailing 0-4	L, 0-6
2/17	Decker-Petty	UNLV	ND	2.0	2	3	3	1	0	32	Leading 3-1	L, 12-13 (10)
2/22	-	-	-	-	-	-	-	-	-	-	-	-
2/23	-	-	-	-	-	-	-	-	-	-	-	-
2/24	-	-	-	-	-	-	-	-	-	-	-	-
2/25	-	-	-	-	-	-	-	-	-	-	-	-
2/28	-	-	-	-	-	-	-	-	-	-	-	-
3/1	-	-	-	-	-	-	-	-	-	-	-	-
3/1	-	-	-	-	-	-	-	-	-	-	-	-
3/2	-	-	-	-	-	-	-	-	-	-	-	-
3/4	-	-	-	-	-	-	-	-	-	-	-	-
3/7	-	-	-	-	-	-	-	-	-	-	-	-
3/8	-	-	-	-	-	-	-	-	-	-	-	-
3/9	-	-	-	-	-	-	-	-	-	-	-	-
3/11	-	-	-	-	-	-	-	-	-	-	-	-
3/14	-	-	-	-	-	-	-	-	-	-	-	-
3/15	-	-	-	-	-	-	-	-	-	-	-	-
3/16	-	-	-	-	-	-	-	-	-	-	-	-
3/18	-	-	-	-	-	-	-	-	-	-	-	-
3/21	-	-	-	-	-	-	-	-	-	-	-	-
3/22	-	-	-	-	-	-	-	-	-	-	-	-
3/23	-	-	-	-	-	-	-	-	-	-	-	-
3/25	-	-	-	-	-	-	-	-	-	-	-	-
3/28	-	-	-	-	-	-	-	-	-	-	-	-
3/29	-	-	-	-	-	-	-	-	-	-	-	-
3/30	-	-	-	-	-	-	-	-	-	-	-	-
4/1	-	-	-	-	-	-	-	-	-	-	-	-
4/4	-	-	-	-	-	-	-	-	-	-	-	-
4/5	-	-	-	-	-	-	-	-	-	-	-	-
4/6	-	-	-	-	-	-	-	-	-	-	-	-
4/8	-	-	-	-	-	-	-	-	-	-	-	-
4/11	-	-	-	-	-	-	-	-	-	-	-	-
4/12	-	-	-	-	-	-	-	-	-	-	-	-
4/13	-	-	-	-	-	-	-	-	-	-	-	-
4/15	-	-	-	-	-	-	-	-	-	-	-	-
4/18	-	-	-	-	-	-	-	-	-	-	-	-
4/19	-	-	-	-	-	-	-	-	-	-	-	-
4/20	-	-	-	-	-	-	-	-	-	-	-	-
4/23	-	-	-	-	-	-	-	-	-	-	-	-
4/25	-	-	-	-	-	-	-	-	-	-	-	-
4/26	-	-	-	-	-	-	-	-	-	-	-	-
4/27	-	-	-	-	-	-	-	-	-	-	-	-
4/29	-	-	-	-	-	-	-	-	-	-	-	-
5/2	-	-	-	-	-	-	-	-	-	-	-	-
5/3	-	-	-	-	-	-	-	-	-	-	-	-
5/4	-	-	-	-	-	-	-	-	-	-	-	-
5/9	-	-	-	-	-	-	-	-	-	-	-	-
5/10	-	-	-	-	-	-	-	-	-	-	-	-
5/11	-	-	-	-	-	-	-	-	-	-	-	-
5/13	-	-	-	-	-	-	-	-	-	-	-	-
5/15	-	-	-	-	-	-	-	-	-	-	-	-
5/16	-	-	-	-	-	-	-	-	-	-	-	-
5/17	-	-	-	-	-	-	-	-	-	-	-	-



Graduate student pitcher **Drew Buhr**

RUN SUPPORT (starters)

Player	Starts	Run Support	Runs/Game	Team Record
Aydan Decker-Petty	1	2	2.0	0-1
Gavin Seebold	1	1	1.0	0-1
Cole Gilley	1	2	2.0	0-1
Pete Haas	1	0	0.0	0-1

STARTERS K/BB & K/9

Player	K/BB	Ratio	K/9	BB/9
Aydan Decker-Petty	0/1	0.0	0.00	4.50
Pete Haas	2/1	2.0	6.00	3.00
Gavin Seebold	3/1	3.0	6.75	2.25
Cole Gilley	11/0	99.0	18.56	0.00

SERIES BREAKDOWN - BATTING/FIELDING

BATTING/FIELDING

[illegible]

SERIES BREAKDOWN - PITCHING

PITCHING

Dates	Opponent	W-L	IP	H	R	ER	BB	SO	2B	3B	HR	WP	HBP	BK	DP		W	L	SV	Score	ERA
2/14-17	College Baseball Classic	0-4	36.0	42	31	29	15	39	5	1	3	3	5	1	2		0	4	0	20-31	7.25
2/22-24	USA Baseball Round Robin	-	-	-	-	-	-	-	-	-	-	-	-	-	-		-	-	-	-	-
2/28-3/2	at Stetson/vs. Mt. St. Mary's	-	-	-	-	-	-	-	-	-	-	-	-	-	-		-	-	-	-	-
3/7-9	at Penn State	-	-	-	-	-	-	-	-	-	-	-	-	-	-		-	-	-	-	-
3/14-16	Ohio State	-	-	-	-	-	-	-	-	-	-	-	-	-	-		-	-	-	-	-
3/21-23	at UCLA	-	-	-	-	-	-	-	-	-	-	-	-	-	-		-	-	-	-	-
3/28-30	USC	-	-	-	-	-	-	-	-	-	-	-	-	-	-		-	-	-	-	-
4/4-6	Michigan State	-	-	-	-	-	-	-	-	-	-	-	-	-	-		-	-	-	-	-
4/11-13	at Illinois	-	-	-	-	-	-	-	-	-	-	-	-	-	-		-	-	-	-	-
4/18-20	Maryland	-	-	-	-	-	-	-	-	-	-	-	-	-	-		-	-	-	-	-
4/25-27	at Iowa	-	-	-	-	-	-	-	-	-	-	-	-	-	-		-	-	-	-	-
5/2-4	at Abilene Christian	-	-	-	-	-	-	-	-	-	-	-	-	-	-		-	-	-	-	-
5/9-11	Purdue	-	-	-	-	-	-	-	-	-	-	-	-	-	-		-	-	-	-	-
5/15-17	at Michigan	-	-	-	-	-	-	-	-	-	-	-	-	-	-		-	-	-	-	-
5/20-25	Big Ten Tournament	-	-	-	-	-	-	-	-	-	-	-	-	-	-		-	-	-	-	-

MISC. STATS

QUALITY STARTS

Six innings pitched and three earned runs allowed or fewer

[illegible]

COMPLETE GAMES

Nine full innings pitched, seven if run-rule is in effect

[illegible]


COME FROM BEHIND WINS

Down by three-or-more runs

[illegible]**SAVES**

Standard save rules apply

Player	Date	Pitcher (#)	Opponent	IP (H, R-R, BB, K)
-	-	-	-	-
-	-	-	-	-
-	-	-	-	-
-	-	-	-	-
-	-	-	-	-



Junior pitcher Aydan Decker-Petty



BULLPEN TRACKER

Below is a listing of decisions (win or loss), holds and saves/blown saves from the Indiana bullpen in 2025.

NOTE: A hold occurs when a relief pitcher enters the game in a save situation and maintains the team's lead, while recording at least one out. In order for a pitcher to be credited with a hold one of two conditions must be met: 1) He enters with a lead of three runs or less and maintains that lead while recording at least one out. 2) He enters the game with the tying run on-deck, at the plate or on the bases, and records an out.

Opponent	Result	Pitcher	Line
Xavier (2/15)	Loss (1)	Kraft, Ryan	1.0 IP, 4 H, 2 R, 2 ER, 3 K
UNLV (2/17)	Loss (1)	Bohnert, Matthew	0.0 IP, 1 H, 2 R, 2 ER, 1 BB
-	-	-	-
-	-	-	-
-	-	-	-
-	-	-	-

Opponent	Result	Pitcher	Line
-	-	-	-
-	-	-	-
-	-	-	-
-	-	-	-
-	-	-	-
-	-	-	-



HOME RUN TRACKER

Below is a list of home runs hit by Hoosiers in 2025; TrackMan data available based on institution.

<i>Player (Total)</i>	<i>Opponent</i>	<i>Date</i>	<i>Inn.</i>	<i>Type</i>	<i>Exit Velo</i>	<i>Est. Distance</i>
Cerny, Tyler (1)	Xavier	2/15	7	Solo	-	-
Oliver, Jasen (1)	Xavier	2/15	9	3-Run	-	-
Brenczewski, Joey (1)	UNLV	2/17	2	3-Run	-	-
Dickerson, Korbyn (1)	UNLV	2/17	10	3-Run	-	-



BIG INNINGS

*Four or more runs scored or allowed in a single inning

OFFENSE							
Date	Opponent	Inn.	Batters	Runs	Hits	Errors	Final Score
-	-	-	-	-	-	-	-
-	-	-	-	-	-	-	-
-	-	-	-	-	-	-	-
-	-	-	-	-	-	-	-
-	-	-	-	-	-	-	-
-	-	-	-	-	-	-	-
-	-	-	-	-	-	-	-
-	-	-	-	-	-	-	-
-	-	-	-	-	-	-	-
-	-	-	-	-	-	-	-
-	-	-	-	-	-	-	-

PITCHING							
Date	Opponent	Inn.	Batters	Runs	Hits	Errors	Final Score
2/14	UNLV	1	8	4	5	0	L, 2-4
2/15	Xavier	6	8	4	2	2	L, 6-8 (10)
2/17	UNLV	3	9	4	4	0	L, 12-13 (10)
2/17	UNLV	10	8	4	3	0	L, 12-13 (10)
-	-	-	-	-	-	-	-
-	-	-	-	-	-	-	-
-	-	-	-	-	-	-	-
-	-	-	-	-	-	-	-
-	-	-	-	-	-	-	-
-	-	-	-	-	-	-	-

MISC. CAREER STATS

ACTIVE CAREER LEADERS (stats at Indiana)

Category	Player, Total
Games Played	Josh Pyne, 183
Games Started	Josh Pyne, 182
At-Bats	Josh Pyne, 737
Runs	Josh Pyne, 133
Hits	Josh Pyne, 222
Doubles	Josh Pyne, 58
Triples	Devin Taylor, 5
Home Runs	Devin Taylor, 36
Runs Batted In	Josh Pyne, 152
Walks	Devin Taylor, 77
Times Hit By Pitch	Tyler Cerny, 28
Stolen Bases	Tyler Cerny, 16
Pitching Appearances	Ryan Kraft, 64
Wins	Ryan Kraft, 9
Games Started	Ryan Kraft, 5
Innings Pitched	Ryan Kraft, 131.2
Strikeouts	Ryan Kraft, 143

STARTS BY SEASON - OFFENSE (all seasons of career)

Career Starts	'21	'22	'23	'24	'25	Total
Pyne, Josh	-	56	62	60	4	182
DeMartino, Tyler	25	55	43	9	1	133
Cerny, Tyler	-	-	57	60	4	121
Taylor, Devin	-	-	51	59	4	114
Stadler, Jake	-	12	13	44	2	71
Oliver, Jasen	-	-	-	44	4	48
Brenczewski, Joey	-	-	-	42	2	44
Wiggins, Andrew	-	-	-	14	1	15
Dickerson, Korbyn	-	-	-	1	4	5
Hanley, Jake	-	-	-	-	4	4
Denny, Hogan	-	-	-	-	4	4
Schuyler, TJ	-	-	-	2	2	4

Transfer Notes
Jake Stadler played at Purdue (2022-23)
Tyler DeMartino played at Xavier (2021-24)
Korbyn Dickerson played at Louisville (2023-24)

STARTS BY SEASON - PITCHING (all seasons of career, D1 only)

Career Starts	'21	'22	'23	'24	'25	Total
Buhr, Drew	-	10	14	0	-	24
Seebold, Gavin	-	-	8	10	1	19
Haas, Pete	-	7	0	10	1	18
Kraft, Ryan	-	1	2	2	-	5
Yarberry, Jackson	-	-	-	4	-	4
Gilley, Cole	-	0	0	3	1	4
Benes, Seth	-	-	-	2	-	2
Holderfield, Grant	-	2	-	0	-	2
Gubitosi, Anthony	-	-	1	1	-	2
Grable, Ben	0	-	2	-	-	2
Weisheit, Clayton	-	-	-	2	-	2
Decker-Petty, Aydan	-	-	-	1	1	2

Transfer Notes
Drew Buhr pitched at Bellarmine (2021-23)
Gavin Seebold pitched at Southern Indiana (2023-24)
Pete Haas pitched at Stonehill (2022-24)
Jackson Yarberry pitched at St. Louis (2024)
Cole Gilley pitched at Indiana State (2021-24)
Anthony Gubitosi pitched at Delaware (2023-24)
Ben Grable pitched at Northwestern (2021-23)
Clayton Weisheit pitched at Southern Indiana (2024)

THE LAST TIME AN INDIANA TEAM...

Won 15+ Consecutive Games	18 - March 10-April 6, 2013
Won 10+ Consecutive Games	12 - February 28-March 22, 2015
Won 10+ Consecutive Big Ten Games	10 - March 28-April 25, 2014
Won 5+ Consecutive Big Ten Games	6 - May 5-14, 2023
Lost 5+ Consecutive Games	5 - May 16-23, 2021
Lost 5+ Consecutive Big Ten Games	5 - May 16-23, 2021
Swept a Three-Game Series	Rutgers; April 26-28, 2024
at Home	Rutgers; April 26-28, 2024
on The Road	at Baylor, February 23-25, 2024
Swept a Non-Conference Three-Game Series	at Baylor, February 23-25, 2024
at Home	Ohio; April 21-23, 2023
on The Road	at Baylor, February 23-25, 2024
Swept a Three-Game Big Ten Series	Rutgers; April 26-28, 2024
at Home	Rutgers; April 26-28, 2024
on The Road	at Northwestern; May 5-7, 2023
Was Swept in a Three-Game Series	Maryland; April 28-30, 2023
at Home	Maryland; April 28-30, 2023
on The Road	at Iowa; May 19-21, 2022
Was Swept in a Three-Game Non-Conference Series	at Troy; March 11-13, 2022
at Home	Minnesota; April 22-23, 2011
on The Road	at Troy; March 11-13, 2022
Was Swept in a Three-Game Big Ten Series	Maryland; April 28-30, 2023
at Home	Maryland; April 28-30, 2023
on The Road	at Iowa; May 19-21, 2022
Played An Extra-Inning Game	L, 12-13 (10 innings) - vs. UNLV; February 17, 2025
Won An Extra-Inning Game	W, 5-2 (12 innings) - at Northwestern; May 6, 2023
Lost An Extra-Inning Game	L, 12-13 (10 innings) - vs. UNLV; February 17, 2025
Played Consecutive Extra-Inning Games	April 2 & 4, 2017; Nebraska (T, 1-1; 11 innings), Ball State (W, 3-2; 11 innings)
Played Three Consecutive Extra-Inning Games	March 15-17, 2011; vs. Jacksonville (W, 7-6; 10 innings), vs. UMass (W, 11-10; 11 innings), vs. Bucknell (L, 4-5; 10 innings)
Won Consecutive Games in Extra Innings	March 15-16, 2011; vs. Jacksonville (W, 7-6; 10 innings), vs. UMass (W, 11-10; 11 innings)
Won on a Walk-Off	W, 10-9 - Penn State; April 13, 2024 <i>Devin Taylor scored on a wild pitch in the ninth inning</i>
Won Consecutive Games Via A Walk-Off	April 11 & 13, 2012; Indiana State (W, 8-7), Michigan State (W, 3-2)

THE LAST TIME AN INDIANA PITCHING STAFF...

Threw a No-Hitter	McCade Brown (5 IP), Braydon Tucker (4 IP); Illinois, April 10, 2021
Held Opponent To 1 Hit	Minnesota; May 15, 2022
Held Opponent To 2 Hits	Purdue Fort Wayne; March 8, 2022
Struck Out 20+ Batters	21 - Xavier; February 15, 2025
Struck Out 15-19 Batters	16 - Minnesota; April 20, 2024
Did Not Issue A Walk	Butler; March 29, 2024
Shut Out An Opponent	at Northwestern (4-0); May 5, 2023
at Home	Iowa (2-0); April 8, 2023
on The Road	at Northwestern (4-0); May 5, 2023
Neutral Site Game	vs. Washington (1-0); March 18, 2019
Postseason Game	vs. Texas Southern (6-0); June 2, 2018 %
Back-To-Back Shutouts	2014 (Western Kentucky [1-0], Michigan State [7-0])
Three Straight Shutouts	March 24-26, 1988 (at Butler [14-0], at Rose-Hulman [10-0], at Rose-Hulman [2-0])
Four Straight Shutouts	April 6-10, 1937 (Carleton [8-0], DePauw [7-0], Miami (Ohio) [10-0], Miami (Ohio) [7-0])
Shut Out A Big Ten Opponent	at Northwestern (4-0); May 5, 2023
at Home	Iowa (2-0); April 8, 2023
on The Road	at Northwestern (4-0); May 5, 2023
Neutral Site	vs. Michigan (5-0); May 22, 2014 #

HITTING TOTALS/STREAKS

MULTI-HIT GAMES	2	3	4	5+	'25	Career
Pyne, Josh	-	-	-	-	-	63
Taylor, Devin	1	-	-	-	-	53
DeMartino, Tyler	-	-	-	-	-	38*
Cerny, Tyler	1	-	-	-	1	38
Brenczewski, Joey	-	-	-	-	-	20
Oliver, Jasen	1	-	-	-	-	16
Stadler, Jake	-	-	-	-	-	13
Wiggins, Andrew	-	-	-	-	-	4
Dickerson, Korbyn	2	-	-	-	2	3*
Hanley, Jake	-	1	-	-	1	1

MULTI-RBI GAMES	2	3	4	5+	'25	Career
Pyne, Josh	-	-	-	-	-	38
Taylor, Devin	-	1	-	-	1	34
Cerny, Tyler	-	-	-	-	-	26
DeMartino, Tyler	-	-	-	-	-	25*
Oliver, Jasen	-	-	1	-	1	12
Brenczewski, Joey	-	1	-	-	1	11
Stadler, Jake	-	-	-	-	-	9
Wiggins, Andrew	-	-	-	-	-	5
Dickerson, Korbyn	-	1	-	-	1	2*

HITTING STREAKS	'25 Long	Current	Career
Oliver, Jasen	2	-	13
Taylor, Devin	2	1	12
Pyne, Josh	-	-	12
Cerny, Tyler	2	1	12
Brenczewski, Joey	1	1	11
DeMartino, Tyler	-	-	8*
Hanley, Jake	4	4	4
Wiggins, Andrew	-	-	3
Stadler, Jake	1	1	3
Dickerson, Korbyn	2	1	2
Moore, Will	1	1	1
Denny, Hogan	1	-	1

REACHED BASED	'25 Long	Current	Career
Pyne, Josh	1	-	40
Taylor, Devin	2	1	32
Cerny, Tyler	4	32*	32
Brenczewski, Joey	2	1	19
Oliver, Jasen	2	1	14
DeMartino, Tyler	1	1	13*
Stadler, Jake	4	16*	16
Wiggins, Andrew	2	2	6
Dickerson, Korbyn	2	1	2
Hanley, Jake	4	4	4
Denny, Hogan	1	1	1
Moore, Will	1	1	1
Schuyler, T.J.	1	-	1

* - Includes totals from previous school or previous season

THE LAST TIME AN INDIANA OFFENSE..

Scored 40+ Runs	45 - Butler; April 11, 1896
Scored 30+ Runs	30 - IU-Southeast; April 30, 1997
Scored 25+ Runs	26 - Purdue; May 12, 2023
Scored 20+ Runs	22 - Butler - 1; March 30, 2024
Scored 15+ Runs	18 - Rutgers; April 28, 2024
Scored 10+ Runs In An Inning	11 (7th inning) - Indiana State; March 21, 2023
Scored 9+ Runs In An Inning	9 (2nd inning) - Rutgers; April 28, 2024
Scored 8+ Runs In An Inning	8 (6th Inning) - Rutgers; April 28, 2024
Had 30+ Hits	N/A
Had 25+ Hits	25 - Purdue; May 12, 2023
Had 20+ Hits	20 - Butler - 1; March 30, 2024
Had 20+ Hits in Back-to-Back Games	N/A
Had 9+ Home Runs	9 - at Maryland; March 30, 2019
Had 8+ Home Runs	8 - Purdue; May 12, 2023
Had 7+ Home Runs	8 - Purdue; May 12, 2023
Had 6+ Home Runs	8 - Purdue; May 12, 2023
Had 5+ Home Runs	5 - Rutgers; April 28, 2024

Hit Back-To-Back Home Runs
5th Inning, Tyler Cerny (two-run) and Devin Taylor (solo) - Butler - 1; March 30, 2024

Hit Back-To-Back-To-Back Home Runs
8th Inning, Jasen Oliver (two-run), Sam Murrison (solo) and Carter Mathison (solo) - Middle Tennessee; March 26, 2024

Had 3+ Triples	3 - vs. Valparaiso; March 2, 2008
Had 9+ Doubles	9 - Kentucky; March 15, 2022
Had 8+ Doubles	9 - Kentucky; March 15, 2022
Had 7+ Doubles	7 - Miami (Ohio); February 20, 2024
Had 6+ Doubles	6 - Maryland; April 5, 2024
Had 15+ Walks	16 - Ball State; April 18, 2018
Had 10+ Walks	13 - UNLV; February 17, 2025
Had 10+ Stolen Bases	12 - Indiana State; April 18, 2006
Had 9+ Stolen Bases	9 - at North Florida; March 14, 2007
Had 8+ Stolen Bases	8 - Butler; February 28, 2023
Didn't Strikeout in a Game	Iowa; April 1, 2012
Had Two or Fewer Strikeouts	1 - Butler; March 29, 2024
Was Shut Out	vs. Oregon State; February 16, 2025
at Home	Penn State (0-3); April 5, 2019
on The Road	at Indiana State (0-4); April 4, 2023
Neutral Site	vs. Oregon State; February 16, 2025

NON-CONFERENCE BREAKDOWN

A breakdown of IU's non-conference opponents in 2025.

Non-Conference Opponents (as of Feb. 18)

Team	RPI	Record
UNLV	88	2-2
Xavier	26	2-2
Oregon State	9	4-0
Northwestern*	170	2-1
Harvard	259	0-0
Fordham	244	0-3
Stetson	25	3-1
Mount St. Mary's	133	3-0
Northern Kentucky	25	0-3
Indiana State	182	2-1
Ball State	22	2-1
Evansville	244	0-4
Bellarmine	259	0-3
Louisville	43	2-1
Abilene Christian	183	1-2
Cincinnati	7	2-1

THE LAST TIME AN INDIANA BATTER HAD..

Hit for the Cycle	Josh Phegley; Valparaiso, March 2, 2008
Walk-Off Hit	Morgan Colopy (2-run HR); Iowa, April 8, 2023
Walk-Off Home Run	Morgan Colopy (2-run HR); Iowa, April 8, 2023
8+ At-Bats	8 - Jeremy Houston; Ball State, April 18, 2018
5 Hits	5 - Phillip Glasser; Bellarmine, March 11, 2023
4+ Hits	4 - Joey Brenczewski; Penn State, April 14, 2024
2+ Hits In An Inning	Carter Mathison (top ninth; double and single); Nebraska, May 10, 2024
6 Runs Scored	6 - Phillip Glasser; Purdue, May 12, 2023
5+ Runs Scored	5 - Nick Mitchell; Maryland, April 5, 2024
4+ Runs Scored	4 - Devin Taylor; Michigan - 2, May 16, 2024
3+ Doubles	3 - Phillip Glasser; Kentucky, March 15, 2022
2+ Triples	2 - Casey Rodriguez; College of Charleston, February 28, 2015
4 Home Runs	4 - Byron Bradley; Tri-State, March 5, 1992
3+ Home Runs	3 - Grant Richardson; Maryland, March 30, 2019
2+ Home Runs	2 - Jasen Oliver; Michigan, May 17, 2024
Inside-The-Park Home Run	Matt Gorski; at Purdue, April 25, 2018
Pinch Hit Home Run	Joey Brenczewski (bottom second, 3-run HR); UNLV, February 17, 2025
Leadoff Home Run (Top or bottom of 1st inning)	Devin Taylor; Michigan - 1, May 16, 2024
2+ HR In An Inning	Hunter Jessee (bottom sixth; solo HR & 3-run HR); Purdue, May 12, 2023
Hit a Grand Slam	Joey Brenczewski; Penn State, April 14, 2024
A Walk-Off Grand Slam	Logan Kaletka; vs. South Alabama, February 18, 2018
10+ RBIs	Never
9+ RBIs	9 - Mike Smith; Milwaukee, March 1, 1992
8+ RBIs	8 - Jasen Oliver; Minnesota - 2, April 21, 2024
7+ RBIs	8 - Jasen Oliver; Minnesota - 2, April 21, 2024
15+ Total Bases	15 - Josh Phegley; at Northwestern, March 24, 2007
10+ Total Bases	11 - Devin Taylor; Rutgers, April 27, 2024
5+ Walks	5 - Logan Sowers; Ball State, April 18, 2018
4+ Walks	4 - Andrew Wiggins; February 17, 2025
3+ Walks	4 - Andrew Wiggins; February 17, 2025
4+ Stolen Bases	4 - Micah Johnson; Evansville, March 27, 2011
3+ Stolen Bases	3 - Tyler Cerny; Butler, February 28, 2023

THE LAST TIME AN INDIANA PITCHER HAD...

A Perfect Game	N/A
A No-Hitter	McCade Brown (5 IP), Braydon Tucker (4 IP); Illinois, April 10, 2021
A Complete Game No-Hitter	Mark Gramer (7 IP); Rose-Hulman, April 25, 1984
A Complete Game (9 Inn.)	Bradley Brehmer; vs. Illinois, May 27, 2022 #
A Complete-Game Shutout	Kyle Hart (9.0 IP); Georgia Southern, April 21, 2012
at Home	Kyle Hart (9.0 IP); Georgia Southern, April 21, 2012
on The Road	Tyler Tufts (7.0 IP); at Penn State, April 29, 2006
Neutral Site	Pauly Miltio (9.0 IP); vs. Texas Southern, June 2, 2018 %
Big Ten Game	Tyler Tufts (7.0 IP); at Penn State, April 29, 2006
as a Freshman	Tyler Tufts (7.0 IP); at Penn State, April 29, 2006
Postseason Game	Pauly Miltio (9.0 IP); vs. Texas Southern, June 2, 2018 %
16 Strikeouts	16 - McCade Brown; Penn State, March 13, 2021
15+ Strikeouts	16 - McCade Brown; Penn State, March 13, 2021
10+ Strikeouts	11 - Cole Gilley; Xavier, February 15, 2025

THE LAST TIME AN INDIANA DEFENSE HAD...

Turned 5+ Double Plays	6 - at Michigan State; May 17, 2008
Turned 4+ Double Plays	4 - vs. Texas A&M; June 3, 3018 %
Turned 3+ Double Plays	3 - at Illinois-2; April 15, 2023
Turned A Triple Play	vs. Radford; May 30, 2015 %
Had 5+ Errors	5 - vs. Nebraska; May 8, 2021
Had 4+ Errors	4 - vs. Xavier; February 15, 2025
Threw Out 4 Base Runners	4 - Northern Illinois; March 17, 2018
Threw Out 3 Base Runners	3 - at Texas; February 26, 2023

THE MERCER ERA

The best 10 outputs from the Hoosiers since Jeff Mercer became the head baseball coach in 2019.

Offense

Runs	
26	Purdue (May 12, 2023)
23	Minnesota (April 25, 2021)
23	Morehead State (March 16, 2023)
22	Penn State (April 2, 2023)
22	Butler (March 30, 2024)
20	Kentucky (March 15, 2022)
20	Maryland (March 30, 2019)
19	Maryland (March 31, 2019)

Hits	
25	Purdue (May 12, 2023)
23	Kentucky (March 15, 2022)
22	Purdue (April 10, 2022)
20	Morehead State (March 15, 2023)
20	Butler (March 30, 2024)
19	Iowa (May 19, 2022)
19	Maryland (April 5, 2024)
18	Penn State (April 2, 2023)
18	Illinois (April 15, 2023)
18	Ohio (April 22, 2023)
18	Canisius (March 15, 2019)
18	Maryland (March 30, 2019)

Home Runs	
9	Maryland (March 30, 2019)
8	Purdue (May 12, 2023)
6	Kentucky (March 15, 2022)
5	Indiana State (March 19, 2019)
5	Morehead State (March 16, 2023)
5	Ball State (April 16, 2019)
5	Butler (March 30, 2024)
5	Rutgers (April 28, 2024)
5	Michigan (May 17, 2024)

Pitching

Strikeouts	
21	Xavier (Feb. 15, 2025)
18	Middle Tennessee (March 26, 2024)
18	Maryland (May 26, 2022)
18	Penn State (March 13, 2021)
17	Maryland (March 31, 2019)
17	Clemson (Feb. 18, 2022)
17	Illinois (May 18, 2021)
17	Iowa (April 8, 2023)
17	Michigan (May 17, 2024)

Team

Run Differential	
+22	Minnesota (April 25, 2021)
+19	Butler (March 30, 2024)
+18	Morehead State (March 16, 2023)
+15	Purdue (May 12, 2023)
+15	Purdue (March 4, 2020)
+15	Maryland (March 30, 2019)
+15	Maryland (March 31, 2019)
+15	Ohio (April 22, 2023)
+14	Purdue Fort Wayne (March 8, 2023)
+13	Miami (Ohio) (March 1, 2022)
+13	Kentucky (March 15, 2022)
+13	Illinois (April 15, 2023)

MERCER STACKING UP WINS

• One of the best young coaches in the entire country, Mercer has continued a strong foundation of success in Bloomington. He recorded career win No. 250 against Purdue in the 2024 Big Ten Tournament.

Career Wins

Year (School)	Wins
2025 (Indiana)	0
2024 (Indiana)	33
2023 (Indiana)	43
2022 (Indiana)	27
2021 (Indiana)	26*
2020 (Indiana)	9*
2019 (Indiana)	37
2018 (Wright State)	39
2017 (Wright State)	38
Career	252

A STRONG RUN OF SUCCESS

• Since making the College World Series in 2013, the Hoosiers have been the standard of success for winning baseball and player development in the Midwest.

• Across three different head coaches, and emphasized by current skipper Jeff Mercer, IU's level of talent and production hasn't faltered for over a decade in Bloomington.

Awards and Accomplishments (since 2013)

Freshman All-Americans	11
All-Americans	10
Big Ten Tournament Appearances	10
NCAA Tournament Appearances	8
Big Ten Pitchers of the Year	3

40-Win Seasons (since 2013)

Season	Overall Wins	Big Ten Finish
2023	43	2nd
2018	40	5th
2014	44	1st
2013	49	1st

COUNTDOWN TO 2,500

• A program built on historic excellence, the Hoosiers are on the verge of an impressive all-time mark. With a good season, IU could reach 2,500 career wins for a baseball program that began in 1895.

All-Time Program Wins

Indiana Wins:	2,471
First Potential Game to Reach 2,500: April 8th vs. Ball State	

NEVER HAVE WE EVER

Had a coach make three-straight NCAA Tournaments:

• In the past 15 years, the Hoosiers have made three-straight regionals. However, no one coach has done it himself. Now with back-to-back appearances, head coach Jeff Mercer could be the first to do so in program history.

Year	NCAA Regional
2025	-
2024	Knoxville Regional
2023	Lexington Regional

Seen a conference this big, this early:

• The Big Ten will turn to a 30-game slate, across 10 weekends, with the addition of four new programs. The conference will play with 17 teams, still working in a non-conference weekend, over the final 11 weeks of the year.

Note	Teams
New Opponents	vs. USC, at UCLA
First Big Ten Weekend	at Penn State (March 7-9)

Home Opponents:

Ohio State, USC, Michigan State, Maryland, Purdue

Away Opponents:

Penn State, UCLA, Illinois, Iowa, Michigan

Been this veteran, talented under head coach Jeff Mercer:

• There will be a lot of talent on this year's roster and some veteran arms and position players. Six players are going into their fifth/sixth year of college baseball while a lot of youngsters have games under their belt at this level.

Note	Number
RS-/So./Jr./Sr./Gr.	23
Returning Starters (40+ Starts)	6



Outfielders Devin Taylor and Andrew Wiggins

LAST WEEKEND IN REVIEW

Sanderson Ford College Baseball Classic (Feb. 14-17)

Surprise, Ariz. (Surprise Stadium)

Indiana vs. UNLV

Friday, February 14th, 2025

- The Hoosiers dropped their season opener, 4-2.
- Drew Buhr threw four scoreless innings with five strikeouts.
- IU finished 1-for-9 with runners in scoring position.

Indiana vs. Xavier

Saturday, February 15th, 2025

- IU fell 8-6 in extra innings to regional foe Xavier.
- Jasen Oliver hit a game-tying three-run home run in the ninth inning.
- The Hoosiers left the bases loaded in the tenth inning.

Indiana vs. #7 Oregon State

Sunday, February 16th, 2025

- Oregon State one hit and shutout the Hoosiers.
- Jake Hanley recorded IU's only hit.
- IU left the bases loaded in the eighth inning.

Indiana vs. UNLV

Monday, February 17th, 2025

- UNLV won a back-and-forth affair on President's Day.
- IU tied the game in the bottom of the ninth on a fielder's choice.
- The Rebels hit a game-winning grand slam in the tenth inning.

SCOUTS IN THE STANDS

There will be a heavy presence of scouts in the stands at Bart Kaufman Field this spring with a large amount of draft-eligible players on the IU roster.

Upperclassmen to Watch (likely to be MLB draft picks)

Devin Taylor	Cincinnati, Ohio
Tyler Cerny	Greenwood, Ind.
Ben Grable	Pasadena, Calif.
Aydan Decker-Petty	New Castle, Ind.
Josh Pyne	Bloomfield, Ind.

Draft Eligible Sophomores (among impact starters)

Jasen Oliver	Almont, Mich.
Andrew Wiggins	Indianapolis, Ind.
Korbyn Dickerson	Jeffersonville, Ind.
Joey Brenzewski	Fishers, Ind.

Top-10 Round MLB Draft Picks (under Jeff Mercer - at Indiana)

Round	Player (Team)
2	Matt Gorski (Pirates)
3	McCade Brown (Rockies)
3	Luke Sinnard (Braves)
4-C	Nick Mitchell (Blue Jays)
5	Jack Perkins (Athletics)
5	Carter Mathison (Phillies)
5	Connor Foley (Diamondbacks)
6	Andrew Saalfank (Diamondbacks)
6	Tanner Gordon (Braves)
7	Gabe Bierman (Marlins)
8	Craig Yoho (Brewers)
10	Phillip Glasser (Nationals)
10	Matt Litwicki (Red Sox)
10	Tommy Sommer (White Sox)

STATS AND TRENDS

- Graduate student **Drew Buhr** spun four scoreless innings on Friday (Feb. 14) evening vs. UNLV. At the time, it was the fourth time in his last 10 outings – dating back to 2024 – that he's gone at least four innings while conceding zero runs.

Buhr's Best Outings (at least 4.0 IP + 0 ER)

UNLV (Feb. 14, 2025)	4.0 IP, 0 ER, 5 K
Purdue (May 3, 2024)	4.2 IP, 0 ER, 3 K
Rutgers (April 27, 2024)	5.0 IP, 4 H, 0 ER, 4 K
Penn State (April 13, 2024)	4.1 IP, 3 H, 0 ER, 8 K

- Senior third baseman **Josh Pyne** made his fourth-straight start on Opening Day at third base. He's the fifth IU player – since 2014 – to start four-consecutive contests on the team's opening day. Before Pyne, former shortstop **Jeremy Houston** (2017-20) was the last to do it.

Four-Straight Opening Day Starts (since 2014)

Josh Pyne	2022-2025
Jeremy Houston	2017-2020
Ryan Fineman	2016-2019
Logan Sowers	2015-2018
Craig Dedelow	2014-2017

- Graduate student pitcher **Cole Gilley** recorded a career best 11 strikeouts against Xavier (Feb. 15). His previous career high (6), ironically, came against Indiana last year in a midweek contest. His 11 strikeouts are the most on opening weekend by an IU pitcher since at least 2005. It was the most strikeouts by an IU pitcher in a non-conference game since **Luke Sinnard** in 2023 (13 – vs. Morehead State).

Individual Strikeout Performances (in February - since 2005)

11	Cole Gilley vs. Xavier (Feb. 15, 2025)
11	Gabe Bierman vs. South Alabama (Feb. 22, 2020)
9	Matt Bashore at LSU (Feb. 23, 2008)
9	Pauly Milto at Tennessee (Feb. 22, 2019)

- **Jake Hanley** extended his hitting streak to four games to begin his first campaign in Bloomington. He's the first IU true freshman with a hit in each of his four starts since **Tyler Cerny** (5 starts – 2023) two years ago.

Hitting Streaks to Start Freshman Season (in starts - since 2021)

13	Paul Toetz (2021)
5	Tyler Cerny (2023)
4	Jake Hanley (2025)

STATS AND TRENDS

- As a pitching staff, IU recorded 21 strikeouts across 10 innings of work. In records dating back to 2001, it matched a program single-game record (vs. Ball State – April 18, 2018). Under pitching coach Dustin Glant, IU has turned in seven different outings with at least 17 team strikeouts.

Team Strikeout Performances (since 2005)

21	Xavier (Feb. 15, 2025)
21	Ball State (April 18, 2018)
19	Ball State (April 4, 2012)
18	Penn State (March 13, 2021)
18	Middle Tennessee (March 26, 2024)
18	Maryland (May 26, 2022)

- Sophomore second baseman **Jasen Oliver** hit a game-tying home run in the bottom of the ninth inning against Xavier. It was the fourth time in his young career he's hit either a game-tying or go-ahead home run.

Clutch Home Runs (Jasen Oliver)

Home Run	Opponent (Date)	Type
3-Run	Xavier (Feb. 15, 2025)	Game-Tying
3-Run	Purdue (May 21, 2024)	Go-Ahead
3-Run	Michigan (May 17, 2024)	Go-Ahead
Solo	Nebraska (May 10, 2024)	Game-Tying

- IU has lost (or tied) its last four extra-inning games. In fact, the Hoosiers haven't won a game that's gone more than nine innings since the 2023 season. Already this year, IU last two of those games.

Extra Innings (since 2024)

Innings	Opponent (Date)	Result
10	UNLV (Feb. 17, 2025)	L, 12-13
10	Xavier (Feb. 15, 2025)	L, 6-8
10	Nebraska (May 11, 2024)	L, 2-5
12	Ball State (April 24, 2024)	T, 7-7



Redshirt senior catcher **Jake Stadler**

CHASING HISTORY

Josh Pyne has been an every day starter at the hot corner since arriving in Bloomington as a freshman in 2022. A fantastic defender, he's also one of IU's most consistent bats in the lineup.

Entering his senior season, he's already among the program's greats but will cement his name on the all-time lists. He's in line to break the all-time doubles record but could become just the 4th member of the 300-hit club at Indiana.

Indiana All-Time Hits List

Rank	Name	Hits	Years
10.	Logan Sowers	235	2015-18
11.	Scott Donley	228	2013-15
	Vasili Spanos	228	2000-03
13.	Matt Braugher	227	1993-96
14.	Chris Sigler	226	1982-85
15.	Josh Pyne	222	2022-

Indiana All-Time RBI List

Rank	Name	RBI	Years
12.	Josh Phegley	162	2007-09
13.	Bill Jordan	157	1986-89
14.	Brock Tibbitts	154	2022-24
15.	Kevin Goins	153	1990-93
16.	Josh Pyne	152	2022-

Indiana All-Time Doubles List

Rank	Name	Doubles	Years
1.	Dustin DeMuth	63	2011-14
2.	Mickey Morandini	61	1985-88
	Alex Smith	61	1982-86
4.	Bill Jordan	59	1986-89
5.	Josh Pyne	58	2022-

Indiana All-Time Runs Scored List

Rank	Name	Runs	Years
22.	Steven Smella	147	1993-96
23.	Josh Phegley	145	2007-09
24.	Kyle Kramer	144	1993-97
25.	Benjamin Clause	141	1997-2000
	Josh Pyne	133	2022-

EXPERIENCE GALORE

Indiana boasts one of the most veteran outfielders in the entire country. Four of the six players have at least two years of college baseball under their belts while Devin Taylor started 50+ games a season ago.

Career Appearances (in college)

Josh Pyne	183
Tyler DeMartino*	154
Tyler Cerny	123
Devin Taylor	118
Jake Stadler*	99
Joey Brenzczewski	54
Jasen Oliver	52

*began career elsewhere

THE DT FILE

• There's no question about it - Devin Taylor will go down as one of the best players in program history. A mixture of pure power and incredible bat speed has made him one of the nation's most dangerous hitters.

• Heading into his draft year in 2025, Taylor will have no shortage of attention on him. He, along with a strong core of players, will help attempt to carry the Hoosiers to a third-straight NCAA Tournament.

Preseason Looks for Devin Taylor (honors and outlet)

- Perfect Game - Second Team All-American
- Perfect Game - Big Ten Player of the Year
- Perfect Game - All-Big Ten
- Baseball America - Big Ten Player of the Year
- D1 Baseball - Second Team All-American
- D1 Baseball - Big Ten Player of the Year
- Golden Spikes Watch List

BIG POWER

• Armed with a powerful left-handed swing, Taylor has mashed his way up the record books and could look to become the new all-time home run kind at IU. Three players are tied with 47 career home runs at the top of the program list.

Career Home Runs

Rank	Player	Home Runs
6.	Carter Mathison	42
7.	Kyle Schwarber	40
8.	Matt Lloyd	37
	Logan Sowers	37
	Mickey Morandini	37
11.	Devin Taylor	36
	Bill Mueller	36

ALL-AROUND THREAT

• Taylor has flashed his ability to be productive in a number of different ways. Not only can he hit home runs, he was also the team leader in batting average in 2024.

All-Time Offensive Numbers (program history)

45+ Home Runs, 200+ Hits, 40+ Doubles, 150+ RBI

Player	HR	H	2B	RBI
Mike Sabo	47	257	54	231
Alex Dickerson	47	266	44	181
Devin Taylor	36	153	24	116

CERNY'S STOCK RISES

• Tyler Cerny enjoyed a fantastic breakout season as a sophomore in 2024. His transition to the full time shortstop came with expected bumps but his offensive production never faltered and his defense improved over the course of the season.

• He, and third baseman Josh Pyne, both started all 60 games on the left side of the infield and will return to become a potent duo.

IMPROVEMENT IS KEY

• Albeit a good freshman season in 2023, his sophomore campaign in 2024 was that much better. The offensive numbers helped him become a Third Team All-Big Ten selection for the Hoosiers.

Stat	2023	2024
Batting Average	.276	.315
Hits	61	81
Doubles	9	24
RBI	43	60
Runs	47	60

KEEP THE NUMBERS GOING

• The production for Tyler Cerny was unmatched in 2024, helping the Hoosiers at every spot in the lineup. In fact, his all-around season was so good; it hadn't been done since 2008

Single Season Wrecking Crew (since 2008)

80+ hits, 60+ RBI, 20+ doubles, 10+ home runs

Player	H	RBI	2B	HR
Tyler Cerny (2024)	81	60	24	10
Josh Phegley (2008)	98	80	20	15

CHASING HISTORY TOGETHER

• Not only college teammates, Cerny and Taylor spent the summer playing with the Coutit Kettleers in the Cape Cod League. Now back in Bloomington, the two are chasing a bit of history.

• Cerny and Taylor could be the first pair of teammates from the same recruiting class to reach 200+ career hits since Kyle Schwarber and Sam Travis (2012-14). Josh Pyne and Brock Tibbitts fell just short last year with Tibbitts finishing on 199 career base knocks.

Career Three-Year Duos with 200+ Hits

(same high school recruiting class - since 2000)

First Season	Teammates
2012	Kyle Schwarber (238)/Sam Travis (236)
2023	Devin Taylor (153)/Tyler Cerny (146)



Juniors Tyler Cerny and Devin Taylor

TEAM PRODUCTION

Over the last two seasons, the Hoosiers have been an offensive juggernaut. The goal when head coach **Jeff Mercer** took over the program was to build an offense that not only could hit for average, but could leverage power to all parts of the ballpark.

IU has put up top-10 marks in multiple offensive categories and will have a potent attack in 2025 to add to those impressive program marks.

Runs Scored

Program Season Rank	Runs	Year
5th	482	2024
4th	486	2023

Hits

Program Season Rank	Hits	Year
7th	624	2024
6th	655	2023

Home Runs

Program Season Rank	HR	Year
3rd	83	2024
6th	77	2023

Doubles

Program Season Rank	Doubles	Year
1st	140	2024
t-4th	131	2023

FIRST ON THE LINEUP CARD

Josh Pyne has been the every day third baseman since earning the job before his freshman season. Since then, he's started all but four games in three years.

Returning for his senior season, head coach Jeff Mercer will rely on him to anchor the left side of his infield along with junior shortstop Tyler Cerny.

IU players to start 55+ games in four-straight seasons (since 2008)

Josh Pyne (2022-Present)

Year	Games Started
2025	4
2024	60
2023	62
2022	56

Jerrud Sabourin (2008-11)

Year	Games Started
2011	55
2010	55
2009	59
2008	59

Dustin DeMuth (2011-14)

Year	Games Started
2014	57
2013	65
2012	59
2011	55

EXTREME DEPTH IN THE FIELD

• Jeff Mercer added some offensive firepower to an already potent offense. Transfer portal additions Korbryn Dickerson (Louisville) and Tyler DeMartino (Xavier) add versatility and veteran presence.

• Top prep bats Hogan Denny (Mooresville, Ind.) and Jake Hanley (Mason, Ohio) will get looks among the top freshman position players in the entire conference.

• Add those four to a lineup that returns juniors Devin Taylor and Tyler Cerny and sophomores Andrew Wiggins and Jasen Oliver and Mercer has some serious firepower to pick from.

LEFT SIDE HOLDS IT DOWN

• After starting all 60 games together last season, third baseman Josh Pyne and shortstop Tyler Cerny will team up again to anchor the left side of the infield.

• Not only improved defensively, the duo boasts some of the best offensive numbers on the team. They will be a veteran pairing that head coach Jeff Mercer will come to rely on.

Combined Numbers (Cerny and Pyne)

Hits	368
RBI's	256
Home Runs	36
Doubles	91
Runs	245

SOPHOMORE STEP FORWARD

• There has been a strong lineage of Hoosiers taking the next step between their freshman and sophomore seasons. Brock Tibbitts (2023) and Tyler Cerny (2024) took the two biggest jumps.

• Andrew Wiggins and Jasen Oliver could be the next two sophomore bats to do so after showing glimpses of star power as freshmen last season.

Wiggins' Line

- 2024: .309 avg. (17-55), 4 2B, 3 HR, 15 RBI, 14 BB
- 2025: .000 avg. (0-4), 5 BB

Oliver's Line

- 2024: .285 avg., 49 H, 33 R, 8 2B, 10 HR, 37 RBI
- 2025: .167 avg., 3 H, 1 R, 1 HR, 4 RBI

TAKE YOUR PICK

• While certain players will be no doubt entries on the lineup card, there are a handful of spots that will rotate through the year. In fact, we could see multiple players feature in each game.

Rotating Pieces

- Third Base: Pyne, Malamazian, Moore
- Outfield: Brenczewski, Wiggins, Denny
- Designated Hitter: Wiggins, Brenczewski, Denny

EARLY FRESHMAN PRODUCTION

• In three-straight seasons, IU has had at least one true freshman hit 10+ home runs. Jasen Oliver reached that mark in the final at-bat of his 2024 season. The likes of Jake Hanley, Hogan Denny or Cooper Malamazian could continue that trend this year.

Home Runs by True Freshmen (last four seasons)

Year	Player	Home Runs
2025	-	-
2024	Jasen Oliver	10
2023	Devin Taylor	16
	Tyler Cerny	10
2022	Carter Mathison	19



Senior third baseman Josh Pyne

STATS AND NOTES

Ryan Kraft has enjoyed an up-and-down career but has seemed to regain his 2023 form that earned him All-Big Ten honors. Heading into his senior season, he stacks up among some of the program's best talent.

Indiana All-Time Appearances

Rank	Name	App.	Years
17.	Ty Bothwell	65	2020-24
18.	Kyle Hart	64	2012-16
	Jake Kelzer	64	2014-16
	Pauly Milto	64	2016-19
	Ryan Kraft	64	2022-

Indiana Career Strikeouts

Rank	Name	K's	Year
22.	Luke Harrison	174	2012-15
23.	Eric Arnett	172	2007-09
24.	Nick Otte	171	1998-2001
25.	Mike Humphrey	169	1982-85
	Ryan Kraft	143	2022-

HOMEGROWN HOOSIERS

IU will have a big collection of talented arms that were born and raised in the state. **Aydan Decker-Petty** and **Jacob Vogel** are two guys that have stayed home and improved massively on the mound.

Indiana Natives (Pitchers)

Brayton Thomas	Fort Wayne, Ind./Bishop Dwenger
Jacob Vogel	North Vernon, Ind./Jennings County
Drew Buhr	Austin, Ind./Austin
Aydan Decker-Petty	New Castle, Ind./New Castle
Clayton Weisheit	Ferdinand, Ind./Forest Park
Cole Gilley	Columbus, Ind./Columbus East
Gavin Seebold	Jeffersonville, Ind./Jeffersonville
Deron Swanson	Fort Wayne, Ind./Snider
Will Eldridge	Cutler, Ind./Fort Wayne Carroll
Micah Vessely*	Greenwood, Ind./Greenwood
Holton Compton*	Richland, Ind./South Spencer

PUNCH 'EM OUT

Since pitching coach Dustin Glant took over in 2022, the Hoosiers have been known to punch out batters. The top three single-season strikeout marks have all come under Glant.

In that same period, there have been seven pitchers drafted and a handful of All-Big Ten honorees. Ryan Kraft was First Team All-Big Ten in 2023 while Luke Sinnard broke the single season strikeout record (114) that same campaign.

Single Season - Team Strikeouts

Rank	Year	Strikeouts
1.	2022	600
2.	2023	598
3.	2024	589
-	2025	39

PRIME KRAFTY RETURNS

• It was a struggle for veteran left-hander Ryan Kraft during the 2024 season for the Hoosiers. However, his fortune might have changed after an impressive summer campaign.

• Kraft was named the Northwoods League Pitcher of the Year after helping Kalamazoo to the league championship with a 6-2 record and a 1.44 ERA. He struck out 81 batters and allowed just 10 walks.

• Pitching coach Dustin Glant will hope to be able to call on number 29 early and often this season as the most veteran pitcher in the bullpen.

Yearly Numbers (at Indiana)

2024	1-1, 7.27 ERA, 16 app., 2 starts, 30 K's
2023	6-1, 2.48 ERA, 21 app., 2 starts, 51 K's
2022	2-1, 9.78 ERA, 25 app., 1 start, 59 K's

BUHR IS BACK

• IU's bullpen got a much needed boost when graduate student Drew Buhr earned a medical waiver and received his extra year of eligibility. He turned it on down the stretch and became a shutdown reliever for the Hoosiers.

2024 Statistics

• 2-2, 3.31 ERA, 48 K, 49.0 IP, 17 BB

Last 9 Appearances (2024)

• 34.2 IP, 10 ER, 27 K, 8 BB

NEW FACES ON THE BUMP

• The Hoosiers went deep in the transfer portal to replace some graduating arms and some drafted talent. With a wide variety of pitches and looks on the mound, IU will hope to see some more balance and consistency from the pitching staff this year.

Top Transfer Pitchers (2024 stats)

Player	Stats
Anthony Gubitosi (Delaware)	4.75 ERA, 36.0 IP, 48 K's
Clayton Wiesheit (Southern Indiana)	42.1 IP, 28 K's
Cole Gilley (Indiana State)	15 app., 32.2 IP, 36 K's
Jackson Yarberry (St. Louis)	42.2 IP, 33 K
Gavin Seebold (Southern Indiana)	7-2, 3.93 ERA, 58 K's
Deron Swanson (St. Francis)	10-2, 2.65 ERA, 68 K's

GETTING ARMS TO CAMPUS

• With the draft more focused on pitching than ever, getting your top prep pitchers to campus is a massive focus. IU only lost one prep player to the draft and received a reaffirmation from some of the top high school players in the country.

Prep Arms Arriving in Bloomington (Pitchers)

Player	National Rank/Notes
Brayton Thomas (LHP)	171
Caleb Koskie (LHP)	443
Henry Brummel (RHP)	20th Round Pick

DON'T FORGET ABOUT THESE GUYS

• Even with some big names moving on from the program (graduation or draft), the Hoosiers have some young guns ready to take a step forward on the bump.

Faces to Watch

Player	'24 Stats
Jacob Vogel	1-0, 2.31 ERA, 21 app.
Aydan Decker-Petty	2-2, 6.32 ERA, 16 app.
Ryan Rushing	0-0, 9.82 ERA, 9 app.

NOT TO BE FORGOTTEN

• Ben Grable and Matthew Bohnert both made their IU debuts after missing all of the 2024 season through injury. Both underwent some early struggles but have the makings to be bullpen pieces for the Hoosiers this season.



Senior pitcher **Ryan Kraft**



BART KAUFMAN FIELD

Bart Kaufman Field Dedication: April 27, 2013

Capacity: 2,500

On August 19, 2011, the Indiana University Board of Trustees approved plans for a new baseball–softball complex. These new fields would be located just north of Assembly Hall, near the intersection of the 45/46 bypass and Fee Lane.

The new baseball field would replace Sembower Field, which had been the Hoosiers' home field since 1951. On February 15, 2012, Indiana University announced that the new baseball field would be named after Bart Kaufman, CEO of the Indianapolis-based Kaufman Financial Corporation, and an Indiana baseball alumnus. This announcement came after Kaufman pledged \$2.5 million to the construction of a new stadium.

Construction began on Bart Kaufman Field in May 2012, and was finished in March 2013; the stadium was formally dedicated on April 27 of that year. The Hoosiers' first game in the stadium was March 20, 2013, with a 15–1 win over Miami University.

On December 19, 2017, Indiana University Athletics announced plans to install an LED video scoreboard, beyond the outfield wall. The size of the new scoreboard is estimated to be 26.8 feet (8.16 m) high by 48.7 (14.84 m) feet wide.

Installation of the new scoreboard was completed prior to the start of the 2018 season, with it being utilized for the Hoosiers' home opener on March 6, 2018, against Cincinnati.

The facility has a clubhouse and locker room, training area and team rooms, indoor and outdoor hitting cages, turf field, press box, lights for night play, bench and stadium chair seating, entry plaza, picnic area, concessions and restrooms.

The stadium hosted an NCAA Regional in its first two years of existence; it marked the first two times the IU baseball program has played tournament games on campus. Bart Kaufman Field hosted its first Big Ten baseball tournament from May 24 to 28, 2017.

RECORDS


BART KAUFMAN FIELD ATTENDANCE RECORDS (all games)

Rank	Attendance	Opponent	Date
1.	4,312	Stanford\$	5/31/14
2.	4,125	Youngstown State\$	5/30/14
3.	3,862	Purdue	5/4/14
4.	3,661	Purdue	5/3/14
5.	3,524	Stanford\$	6/1/14
6.	3,328	Rutgers	4/11/14
7.	3,248	Minnesota	5/17/14
8.	3,214	Austin Peay\$	6/2/13
9.	3,193	Ohio State	5/15/15
10.	3,101	Morehead State	4/12/14
11.	3,077	Louisville	5/16/17
12.	3,045	Valparaiso	5/31/13
13.	3,003	Purdue	5/2/14
14.	2,969	Penn State	4/6/19
15.	2,961	Michigan State	4/19/14
16.	2,918	Illinois	5/13/16
17.	2,911	Cal State Fullerton	3/15/15
18.	2,882	Kentucky	5/8/18
19.	2,813	Rutgers	4/2/15
20.	2,783	Xavier	5/7/17

BART KAUFMAN FIELD ATTENDANCE RECORDS (Big Ten only)

Rank	Attendance	Opponent	Date
1.	3,862	Purdue	5/4/14
2.	3,661	Purdue	5/3/14
3.	3,328	Rutgers	4/11/14
4.	3,248	Minnesota	5/17/14
5.	3,193	Ohio State	5/15/15
6.	3,003	Purdue	5/2/14
7.	2,969	Penn State	4/6/19
8.	2,961	Michigan State	4/19/14
9.	2,918	Illinois	5/13/16
10.	2,813	Rutgers	4/2/15

NOTE (\$): NCAA Regional



Phillip Glasser vs. top-10 Louisville in 2023



Carter Mathison celebrates a win over Minnesota in 2022.