



INDIANA BASEBALL



130TH SEASON || 116 MLB DRAFT PICKS || 22 ALL-AMERICANS || 11 BIG TEN CHAMPIONSHIPS || 10 NCAA TOURNAMENT APPEARANCES

2024 SCHEDULE

February (6-2)

Baseball at the Beach (Myrtle Beach, S.C.; Brooks Stadium)

16	#12 Duke	ESPN+	L, 3-6
17	at #18 Coastal Carolina	ESPN+	W, 7-2
18	George Mason	ESPN+	W, 9-3
20	Miami (Ohio)	B1G+	W, 12-6
23	at Baylor	ESPN+	W, 8-4
24	at Baylor	ESPN+	W, 6-1
25	at Baylor	ESPN+	W, 15-5 (8 Inn.)
27	Purdue Fort Wayne	B1G+	L, 6-9

March (9-12)

Frisco Classic (Frisco, Texas; Riders Field)

1	#16 Alabama	D1Baseball.com	L, 0-12 (7 Inn.)
2	#25 Dallas Baptist	D1Baseball.com	W, 9-7
3	Arizona	D1Baseball.com	L, 1-12 (7 Inn.)
6	Northern Kentucky	B1G+	W, 11-5
9	Troy	B1G+	L, 1-8
10	Troy - 1	B1G+	W, 10-7
10	Troy - 2	B1G+	L, 11-15
12	at #9 Vanderbilt	SEC Network+	L, 5-13
13	Illinois State	B1G+	L, 6-16 (7 Inn.)
15	Belmont	B1G+	L, 3-9
16	Belmont	B1G+	W, 15-10
17	Belmont	B1G+	W, 15-7
19	at Indiana State	ESPN+	L, 7-15
22	Illinois*	BTN+	L, 1-9
23	Illinois*	BTN+	W, 8-1
24	Illinois*	BTN+	L, 8-15
26	Middle Tennessee	BTN+	W, 12-5
28	at Butler	FloBaseball	L, 2-6
29	Butler	BTN+	W, 11-2
30	Butler - 1	BTN+	W, 22-3 (7 Inn.)
	Butler - 2	BTN+	L, 5-8

April (10-4-1)

2	#17 Indiana State	BTN+	W, 16-7
5	at Maryland*	BTN+	W, 15-4
6	at Maryland*	BTN+	W, 14-2
7	at Maryland*	BTN+	L, 5-6
12	Penn State*	BTN+	L, 4-15
13	Penn State*	BTN+	W, 10-9
14	Penn State*	BTN+	W, 12-3
16	Evansville	BTN+	L, 4-5
20	at Minnesota*	BTN+	W, 7-1
21	at Minnesota - 1*	BTN+	L, 2-13 (7 Inn.)
21	at Minnesota - 2*	BTN+	W, 18-8
24	at Ball State	--	T, 7-7 (12 Inn.)
26	Rutgers*	BTN+	W, 8-3
27	Rutgers*	BTN+	W, 12-6
28	Rutgers*	Big Ten Network	W, 18-6 (7 Inn.)

May (3-3)

3	at Purdue*	BTN+	L, 4-7
4	at Purdue*	BTN+	W, 10-2
5	at Purdue*	BTN+	W, 5-4
10	at Nebraska*	BTN+	W, 10-5
11	at Nebraska*	Big Ten Network	L, 2-5 (10 Inn.)
12	at Nebraska*	Big Ten Network	L, 2-4
14	at Louisville	ACCNX	6:00 PM
16	Michigan*	BTN+	6:00 PM
17	Michigan*	BTN+	6:00 PM
18	Michigan*	BTN+	2:00 PM

Big Ten Tournament (Omaha, Neb.; Charles Schwab Field)

21	B1G Quarterfinals	Big Ten Network	TBD
----	-------------------	-----------------	-----

All times eastern and subject to change

* - Big Ten Conference game

Rankings listed from D1Baseball

GAME 51 - LOUISVILLE



Indiana Hoosiers

Record: 28-21-1, 13-7 B1G

Head Coach: Jeff Mercer

Indiana Record: 170-120-1 (6th Year)

Career Record: 247-168-1 (8th Year)



Louisville Cardinals

Record: 29-22, 13-14 ACC

Head Coach: Dan McDonnell

Louisville Record: 748-333-1 (18th Year)

Career Record: 748-333-1 (18th Year)

GAMEDAY INFORMATION

Indiana at Louisville

Jim Patterson Stadium (Louisville, Ky.)

	-	Tuesday, May 14th	-
Opponent:	-	Louisville	-
First Pitch:	-	6 p.m. ET	-
TV:	-	ACCNX	-
Internet Stream:	-	espnplus.com/watch	-
Radio:	-	Indiana Hoosiers Sports Network	-
Indiana Probable:	-	TBD	-

FIRST PITCH

FINAL WEEK OF REGULAR SEASON

• A three-month long regular season comes to a close this weekend. IU has just four games remaining with a trip to Louisville in the midweek and a three-game visit from Michigan this weekend. The Hoosiers will finish with 54 regular season games after weather forced cancellations of home games against Ball State and Cincinnati.

PITCHING CONTINUES TO IMPROVE

• Pitching coach Dustin Glant has done an outstanding job getting his staff ready for the stretch run. Despite not having the likes of Luke Sinnard, Ben Grable and Matthew Bohnert, the Hoosiers have found a group of reliable arms for the postseason.

• IU hasn't allowed more than seven runs in a game in its last 10 contests. The Hoosiers are 6-3-1 in that stretch. Over the weekend in a tough environment at Nebraska, IU conceded just 14 runs. The Huskers never scored more than five in a game but managed to win the series.

ONE WIN FROM OMAHA

• Barring getting swept at home against Michigan, Indiana will make its 11th-consecutive Big Ten Tournament appearance. The Hoosiers will continue to have the longest active streak in the conference. IU has played in every contested tournament (2020, 2021 not contested) since 2012. IU needs just one win against Michigan to clinch a spot but will want a good showing this weekend to secure a higher seed.

SOPHOMORES SHINING

• Sophomores Devin Taylor and Tyler Cerny have formed a formidable duo offensively for the Hoosiers this season. The pair has started in all but one game (Devin Taylor - personal issue) this year and have combined for 140 hits (70 each) in 2024.

• Both players became starters early in 2024 and have never left the lineup since. They've combined for 23 home runs and 94 RBIs this year while also scoring over 50+ runs each for the team. Cerny is draft-eligible in 2024 but could potentially come back to form a lethal duo with Taylor in 2024.

GET TO 30 WINS

• The Indiana program has reached 30-or-more regular seasons in 10 of the past 11 completed campaigns. Only in 2022, while playing lots of freshmen, did the Hoosiers fail to reach to the 30-win mark in the regular season.

• The Hoosiers have 28 wins heading into this week and need just two to reach the 30-win threshold for the third time under head coach Jeff Mercer. If IU sweeps Michigan, it will be the third time under Mercer has led this program to 16+ Big Ten wins in a regular season (excludes the 44-game Big Ten only 2021 slate).

FAMILIAR FACES RETURN

• Michigan comes to town this weekend led by former IU head coach Tracy Smith. Smith racked up 287 wins in nine years as IU's head coach. He led the Hoosiers to Omaha for the 2013 College World Series and won back-to-back Big Ten regular season titles. On staff for the Wolverines is former big leaguer Josh Phegley, who played for IU from 2007-09.

HOOSIER WATCH

#23 Joey Brenczewski • Redshirt Freshman

First Baseman

- 4-5, 2 HR, 7 RBI, 3 R in win over Penn State (4/14)
- Set then-freshman single-game RBI record (7)
- Big Ten Freshman of the Week (4/8)
- Two four-hit games in Big Ten play
- 11-game hitting streak (ended on 5/5)

#5 Devin Taylor • Sophomore

Left fielder

- .347 avg., 70 H, 14 HR, 40 RBI, 55 R, 9 2B, 32 BB
- Hitting .378 (17-45) in last 10 games
- Back-to-back seasons of 14+ home runs
- 12-game hitting streak ended on 5/12
- 133 hits in 104 games of college baseball



NUMBERS TO KNOW

5

Returning starting position players including 2023 Big Ten Freshman of the Year Devin Taylor.

Teams that IU will play in 2024 that made the 2023 NCAA Tournament.

11

41

Career home runs for junior outfielder Carter Mathison; he is chasing the all-time record mark of 47.

The number of career doubles for junior third baseman Josh Pynne. He's chasing the all-time mark of 63.

56

2024 BASEBALL ROSTER

#	Name	Pos.	B/T	Ht.	Wt.	Cl.	Hometown/High School (Previous School)
2	Jasen Oliver	INF	S/R	5-11	182	Fr.	Almont, Mich./Orchard Lake St. Mary's Prep
3	Carter Mathison	OF	L/L	6-2	215	Jr.	Fort Wayne, Ind./Homestead Senior
5	Devin Taylor	OF	L/R	6-1	215	So.	Cincinnati, Ohio/LaSalle
6	TJ Schuyler	C	R/R	6-2	226	Fr.	Antioch, Ill./Antioch
7	Hayden Carlson	INF	R/R	6-1	180	Fr.	San Clemente, Calif./Capistrano Valley Christian
8	Tyler Cerny	INF	R/R	6-2	205	So.	Greenwood, Ind./Center Grove
9	Brock Tibbitts	C/INF	R/R	6-4	225	Jr.	New Albany, Ohio/New Albany
10	Morgan Colopy	OF	R/R	6-1	225	Sr.+	Centerville, Ohio/Centerville
11	Brayden Bakes	OF	L/R	5-10	190	Fr.	Algonquin, Ill./Huntley
12	Cal Sefcik	INF	R/R	6-0	225	Fr.	Palos Heights, Ill./Marist
13	Andrew Wiggins	OF	L/R	6-4	225	Fr.	Indianapolis, Ind./Heritage Christian
14	Connor Foley	RHP	R/R	6-5	235	So.	Jasper, Ind./Jasper
15	Brandon Burckel	INF	R/R	5-10	180	Jr.	Lindale, Texas/Lindale (Houston)
16	Jack Moffitt	RHP	R/R	6-7	255	Sr.	Seattle, Wash./Seattle Prep (Gonzaga)
17	Ben Grable	RHP	R/R	6-4	220	Sr.	Pasadena, Calif./Flintridge Preparatory (Northwestern)
18	Grant Holderfield	LHP	L/L	6-3	225	RS-So.	Oak Park, Ill./Oak Park & River Forest
19	Brandon Keyster	LHP	L/L	6-3	205	RS-So.	Channahon, Ill./Minooka (John A. Logan College)
20	Nick Mitchell	OF	L/R	5-10	185	Jr.	Carmel, Ind./Carmel (Western Illinois)
21	Jacob Vogel	RHP	R/R	6-7	260	RS-Fr.	North Vernon, Ind./Jennings County
23	Joey Brenczewski	INF	S/R	6-3	195	RS-Fr.	Fishers, Ind./Fishers
24	Drew Buhr	RHP	L/R	6-1	208	Grad.	Austin, Ind./Austin (Bellarmine)
26	Seth Benes	RHP	R/R	6-2	215	Fr.	O'Fallon, Mo./Liberty-Wentzville
28	Sam Murrison	OF	R/R	5-11	175	Sr.	Boca Raton, Fla./American Heritage
29	Ryan Kraft	LHP	L/L	6-4	225	Jr.	Mokena, Ill./Lincoln-Way Central
30	Seti Manase	RHP	R/R	6-4	245	Sr.	Puyallup, Washington/Graham Kapowsin (Tacoma C.C.)
31	Evan Whiteaker	RHP	R/R	6-4	210	So.	West Chester, Ohio/Lakota East
32	Josh Pyne	INF	R/R	6-0	200	Jr.	Bloomfield, Ind./Linton-Stockton
33	AJ Shepard	C	R/R	5-11	225	RS-Fr.	Manassas, Va./Patriot
34	Ryan Rushing	LHP	R/L	5-10	191	Fr.	Bradenton, Fla./IMG Academy
35	Evan O'Neill	RHP	R/R	6-4	225	Fr.	Alpharetta, Ga./Blessed Trinity Catholic
37	Luke Sinnard	RHP	R/R	6-8	250	Jr.	Hendersonville, Tenn./Beech (Western Kentucky)
39	Eli Shaw	RHP	R/R	6-2	220	Fr.	Indianapolis, Ind./Warren Central
40	Ethan Phillips	RHP	S/R	6-1	195	So.	Dunedin, Fla./Calvary Christian
41	Ty Bothwell	LHP	L/L	5-10	205	Grad.	Hebron, Ind./Boone Grove
42	Austin Bode	C	L/R	6-0	200	Jr.	Columbus, Ind./Columbus North (Louisville)
43	Ty Rybarczyk	RHP	R/R	5-10	180	Grad	Spring Valley, Ill./Hall (Illinois)
44	Jake Stadler	C	L/R	6-1	215	RS-Jr.	Greenfield, Ind./Mt. Vernon (Purdue)
45	Julian Tonghini	RHP	R/R	6-3	205	Jr.	New Canaan, Conn./Salisbury School (Boston College)
46	Matthew Bohnert	LHP	L/L	5-7	185	Sr.	Cave Creek, Ariz./Cactus Shadows (Lipscomb)
51	Brayden Risedorph	RHP	R/R	6-3	240	So.	Kendallville, Ind./East Noble
55	Aydan Decker-Petty	RHP	R/R	6-5	196	So.	New Castle, Ind./New Castle

INDIANA ROSTER BREAKDOWN

Pitchers (R)		
14	Foley, Connor	Jasper, Ind.
16	Moffitt, Jack	Seattle, Wash.
17	Grable, Ben	Pasadena, Calif.
21	Vogel, Jacob	North Vernon, Ind.
24	Buhr, Drew	Austin, Ind.
26	Benes, Seth	O'Fallon, Mo.
30	Manase, Seti	Puyallup, Wash.
31	Whiteaker, Evan	West Chester, Ohio
35	O'Neill, Evan	Alpharetta, Ga.
37	Sinnard, Luke	Hendersonville, Tenn.
39	Shaw, Eli	Indianapolis, Ind.
40	Phillips, Ethan	Dunedin, Fla.
43	Rybarczyk, Ty	Spring Valley, Ill.
51	Risedorph, Brayden	Kendallville, Ind.
55	Decker-Petty, Aydan	New Castle, Ind.

Pitchers (L)		
18	Holderfield, Grant	Oak Park, Ill.
19	Keyster, Brandon	Channahon, Ill.
29	Kraft, Ryan	Mokena, Ill.
34	Rushing, Ryan	Bradenton, Fla.
41	Bothwell, Ty	Hebron, Ind.
46	Bohnert, Matthew	Cave Creek, Ariz.

Catchers		
6	Schuyler, TJ	Antioch, Ill.
9	Tibbitts, Brock	New Albany, Ohio
33	Shepard, AJ	Manassas, Va.
42	Bode, Austin	Columbus, Ind.
44	Stadler, Jake	Greenfield, Ind.

Infielders		
2	Oliver, Jasen	Almont, Mich.
7	Carlson, Hayden	San Clemente, Calif.
8	Cerny, Tyler	Greenwood, Ind.
12	Sefcik, Cal	Palos Heights, Ill.
15	Burckel, Brandon	Lindale, Texas
23	Brenczewski, Joey	Fishers, Ind.
32	Pyne, Josh	Bloomfield, Ind.

Outfielders		
3	Mathison, Carter	Fort Wayne, Ind.
5	Taylor, Devin	Cincinnati, Ohio
10	Colopy, Morgan	Centerville, Ohio
11	Bakes, Brayden	Algonquin, Ill.
13	Wiggins, Andrew	Indianapolis, Ind.
20	Mitchell, Nick	Carmel, Ind.
28	Murrison, Sam	Boca Raton, Fla.

STAFF

Coaching Staff		
22 - Jeff Mercer (Head Coach)		6th Season
4 - Derek Simmons (Assistant Coach/Recruiting Coordinator)		5th Season
25 - Dustin Glant (Assistant Coach)		3rd Season
1 - Zach Weatherford (Assistant Coach)		3rd Season

Support Staff		
Director of Player Development/Operations	Denton Sagerman (6th Season)	
Special Assistant to the Head Coach	Scott Rolen (6th Season)	
Athletic Trainer	Joel Langemaat (16th Season)	
Athletic Performance Coach	Chris Virtue (17th Season)	

PRONUNCIATION GUIDE

Seth Benes	ben-ess
Joey Brenczewski	Brin-CHESS-key
Brandon Burckel	BUR-KELL
Drew Buhr	BURR
Tyler Cerny	Sir-knee
Morgan Colopy	coll-uh-P
Seti Manase	set-ee Muh-nahh-say
Carter Mathison	math-uh-sun
Josh Pyne	pine
Brayden Risedorph	rise-dorf
Ty Rybarczyk	ruh-bar-chick
TJ Schuyler	sky-ler
Cal Sefcik	sef-sick
Julian Tonghini	tun-G-NEE
Evan Whiteaker	white-aker

TEAM INFORMATION

School Information	
Location	Bloomington, Indiana
Population	85,071
Founded	1820
Enrollment	47,527
Nickname	Hoosiers
Colors	Cream and Crimson
Conference	Big Ten
University President	Pamela Whitten
Athletics Director	Scott Dolson
Faculty Athletics Representative	Dr. Kurt Zorn

Bart Kaufman Field	
Opened	March 20, 2013
	Miami (Ohio); W, 15-1
Record	203-73-1 (.735)
Capacity	4,000
Dimensions	330-370-400-380-340
Attendance Record	4,312
	Stanford; 5/31/14 (NCAA Super Regional)
Regular Season Attendance Record	3,862
	Purdue; 5/4/14

2024 Team Information	
2023 Overall Record	43-20
Home/Road/Neutral Site	26-4/14-13/3-3
2023 Big Ten Record (Finish)	16-8 (2nd)
Position Starters Returning/Lost (25-plus starts)	5/4
Pitchers Returning/Lost (10-plus appearances)	10/6
Letterwinners Returning/Lost	17/16
Newcomers	18 (10 freshmen, 8 transfers)

Program Information	
First Year of Baseball	1895 (130th season)
First Year in Big Ten	1899
All-Time Record (Win %)	2,466-1,913-25 (.563)
All-Time Big Ten Record (Win %)	870-1,027-8 (.459)
Big Ten Championships (Last)	7 (2019)
Big Ten Tournaments (Last)	18 (2023)
Big Ten Tournament Record (Win %)	31-30 (.508)
Big Ten Tournament Championships (Last)	4 (2014)
NCAA Tournaments (Last)	10 (2023)
NCAA Super Regionals (Last)	1 (2013)
College World Series (Last)	1 (2013)

INDIANA STRATEGIC COMMUNICATIONS

CONTACT INFORMATION

Jared Rigdon - Assistant Director of Strategic Communications

2nd Season • Indiana ('21) • Volleyball, Baseball

- Phone (317) 847-3953
- Email jmrigdon@iu.edu
- Twitter @RigdonJared



MEDIA INFORMATION

INTERVIEW PROTOCOL

Please contact Jared Rigdon for all player and coach interviews. Select players and head coach Jeff Mercer will be made available following each home contest and at request following road games.

Social Media Handles

- Twitter @IndianaBase
- Instagram @IndianaBase
- Facebook @IndianaBase

SERIES HISTORY

INDIANA vs. LOUISVILLE

All-Time Series: Indiana leads 29-26

Last Meeting: W, 7-3 (April 18, 2023)

Recent Meetings

Date	Site	Result
4/18/23	Bloomington, Ind.	W, 7-3
5/10/22	Louisville, Ky.	L, 2-7
6/2/19	Louisville, Ky. (NCAA Regional)	L, 7-9
5/14/19	Bloomington, Ind.	L, 7-8 (12)
5/15/18	Louisville, Ky.	W, 9-5 (10)

WHAT'S RETURNING?

Indiana Baseball Returning Numbers

Hitting

Stat	% Returning	2023 Leader	Returning Leader
Hits	374/655 (.570)	Glasser (95)	Tibbitts (86)
Runs	273/486 (.562)	Glasser (70)	Tibbitts/Taylor (61)
RBI's	299/451 (.640)	Tibbitts (68)	Tibbitts (68)
Home Runs	53/77 (.688)	Taylor (16)	Taylor (16)
Doubles	70/131 (.534)	Glasser (19)	Tibbitts (17)
Triples	16/19 (.842)	Cerny/Tibbitts (4)	Cerny/Tibbitts (4)
At-Bats	1204/2197 (.548)	Glasser (266)	Pyne (254)

Indiana Baseball Returning Numbers

Pitching

Stat	% Returning	2023 Leader	Returning Leader
IP	288.1/566.1 (.518)	Sinnard (86.1)	Kraft (61.2)
Strikeouts	283/593 (.477)	Risedorph (60)	Risedorph (60)
Appearances	-	Risedorph (25)	Risedorph (25)
Starts	-	Sinnard (16)	Manase (13)

* Starting pitcher Luke Sinnard is expected to miss most, if not, all of the '24 season

THE MATCHUP

Indiana vs. Louisville

Stat	Indiana	Louisville
Overall Record (Conf. Record)	28-21-1 (13-8)	29-22 (12-13)
Batting Average	.295	.313
Runs Per Game	8.28	8.22
Earned Run Average	6.28	6.63
Batting Average Against	.258	.284

2024 PRESEASON HONORS

Individual Honors

Name	Honor
Devin Taylor	Perfect Game Preseason All-American
Andrew Wiggins	Perfect Game Top 75 Freshmen
Cal Sefcik	Perfect Game Top 75 Freshmen
Devin Taylor	Perfect Game Top 100 Sophomores
Carter Mathison	Perfect Game Top 100 Juniors
Luke Sinnard	Perfect Game Top 100 Juniors
Brock Tibbitts	Perfect Game Top 100 Juniors
Morgan Colopy	Perfect Game Top 50 Seniors
Devin Taylor	Big Ten Preseason Player of the Year (PG)
Devin Taylor	Perfect Game Preseason All-Big Ten Team
Josh Pyne	Perfect Game Preseason All-Big Ten Team
Brock Tibbitts	Perfect Game Preseason All-Big Ten Team
Carter Mathison	Perfect Game Preseason All-Big Ten Team
Devin Taylor	Big Ten Preseason Player of the Year (D1 Base)
Andrew Wiggins	Big Ten Preseason Freshman of the Year (D1 Base)
Devin Taylor	Big Ten Preseason Player to Watch
Brock Tibbitts	Big Ten Preseason Player to Watch
Connor Foley	Big Ten Preseason Player to Watch
Andrew Wiggins	Big Ten Freshman of the Year (BA)
Devin Taylor	Big Ten Player of the Year (BA)
Devin Taylor	Golden Spikes Watch List

2024 REGULAR SEASON HONORS

Individual Honors

Date	Name	Honor
2/19	Connor Foley	Big Ten Pitcher of the Week
2/26	Devin Taylor	Big Ten Player of the Week
3/4	Brock Tibbitts	Frisco Classic All-Tournament Team
4/1	Jasen Oliver	Big Ten Freshman of the Week
4/8	Tyler Cerny	Big Ten Player of the Week
4/8	Joey Brenzewski	Big Ten Freshman of the Week

BIG TEN PRESEASON POLL

2024 Big Ten Preseason Baseball Poll

Rank	Team	'23 Record
1.	Iowa	44-16
2.	Indiana	43-20
3.	Maryland	42-21
4.	Rutgers	33-23
5.	Nebraska	33-23-1
6.	Michigan	28-28



Devin Taylor and Connor Foley in a game in 2023.

TELEVISION ROSTER



2 | Jasen Oliver
INF | S/R | Fr.
Almont, Mich.



3 | Carter Mathison
OF | L/L | Jr.
Fort Wayne, Ind.



5 | Devin Taylor
OF | L/R | So.
Cincinnati, Ohio



6 | TJ Schuyler
C | R/R | Fr.
Antioch, Ill.



7 | Hayden Carlson
INF | R/R | Fr.
San Clemente, Calif.



8 | Tyler Cerny
INF | R/R | So.
Greenwood, Ind.



9 | Brock Tibbitts
C/INF | R/R | Jr.
New Albany, Ohio



10 | Morgan Colopy
OF | R/R | Sr.+
Centerville, Ohio



11 | Brayden Bakes
OF | L/R | Fr.
Algonquin, Ill.



12 | Cal Sefcik
INF | R/R | Fr.
Palos Heights, Ill.



13 | Andrew Wiggins
OF | L/R | Fr.
Indianapolis, Ind.



14 | Connor Foley
RHP | R/R | So.
Jasper, Ind.



15 | Brandon Burckel
INF | R/R | Jr.
Lindale, Texas



16 | Jack Moffitt
RHP | R/R | Sr.
Seattle, Wash.



17 | Ben Grable
RHP | R/R | Sr.
Pasadena, Calif.



18 | Grant Holderfield
LHP | L/L | R-So.
Oak Park, Ill.



19 | Brandon Keyster
LHP | L/L | R-So.
Channahon, Ill.



20 | Nick Mitchell
OF | L/R | Jr.
Carmel, Ind.



21 | Jacob Vogel
RHP | R/R | R-Fr.
North Vernon, Ind.



23 | Joey Brenzewski
INF | S/R | R-Fr.
Fishers, Ind.



24 | Drew Buhr
RHP | L/R | Gr.
Austin, Ind.



26 | Seth Benes
RHP | R/R | Fr.
O'Fallon, Mo.



28 | Sam Murrison
OF | R/R | Sr.
Boca Raton, Fla.



29 | Ryan Kraft
LHP | L/L | Jr.
Mokena, Ill.



30 | Seti Manase
RHP | R/R | Sr.
Puyallup, Washington



31 | Evan Whiteaker
RHP | R/R | So.
West Chester, Ohio



32 | Josh Pyne
INF | R/R | Jr.
Bloomfield, Ind.



33 | AJ Shepard
C | R/R | R-Fr.
Manassas, Va.



34 | Ryan Rushing
LHP | R/L | Fr.
Bradenton, Fla.



35 | Evan O'Neill
RHP | R/R | Fr.
Alpharetta, Ga.



37 | Luke Sinnard
RHP | R/R | Jr.
Hendersonville, Tenn.



39 | Eli Shaw
RHP | R/R | Fr.
Indianapolis, Ind.



40 | Ethan Phillips
RHP | S/R | So.
Dunedin, Fla.



41 | Ty Bothwell
LHP | L/L | R-Sr.
Hebron, Ind.



42 | Austin Bode
C | L/R | Jr.
Columbus, Ind.



43 | Ty Rybarczyk
RHP | R/R | Gr.
Spring Valley, Ill.



44 | Jake Stadler
C | L/R | R-Jr.
Greenfield, Ind.



45 | Julian Tonghini
RHP | R/R | Jr.
New Canaan, Conn.



46 | Matthew Bohnert
LHP | L/L | Sr.
Cave Creek, Ariz.



51 | Brayden Risedorph
RHP | R/R | So.
Kendallville, Ind.



55 | Aydan Decker-Petty
RHP | R/R | So.
New Castle, Ind.



22 | Jeff Mercer
Head Coach
6th Season



4 | Derek Simmons
Assistant Coach
5th Season



25 | Dustin Glant
Assistant Coach
3rd Season



1 | Zach Weatherford
Assistant Coach
3rd Season

GET TO KNOW COACH MERCER

6TH SEASON AT INDIANA • 8TH SEASON AS HEAD COACH

Born: July 25, 1985

Hometown: Bargersville, Ind.

Education: Wright State (2009), Organizational Leadership

Spouse: Stephanie

Children: Grady and Grace

COACHING EXPERIENCE

Head Coach: Indiana (2019-Present)

Head Coach: Wright State (2017-18)

Assistant Coach: Wright State (2014-16)

Volunteer Assistant: Western Kentucky (2012-13)

Volunteer Assistant: Michigan (2011)

Graduate Assistant: Ohio Northern (2010)

PRIOR TO INDIANA

WRIGHT STATE

Assistant Coach (2014-16), Head Coach (2017-18)

• The first former student-athlete to be named head coach of the baseball program, Mercer led Wright State for two seasons and amassed 77 victories. In his two seasons at the helm, WSU won nearly 70 percent of its games and averaged 38.5 wins per season.

• The 2018 Horizon League Coach of the Year, the Raiders won the regular season and conference tournament title in the 2018 to earn a spot in the NCAA Stanford Regional. In 2017, Mercer's squad earned the programs first-ever national ranking.

• The 2018 Horizon League champions, Wright State won eight of its last 10 games and 15 of its last 19 to close the season. The Raiders grabbed the tournament title with three-straight wins and outscored opponents 32-11 during the run.

• With a 39-17 overall record and a 22-6 league mark, WSU ranked No. 8 in the country in scoring (7.8 rpg) and stolen bases (110) and was No. 21 in on-base percentage (.394). The Raiders' .979 fielding percentage was No. 10 nationally.

• Wright State was led by Horizon League Player of the Year Gabe Snyder, who paced the conference in home runs (15) and RBI (73), and was second in batting average (.359), missing the league's Triple Crown by one batting average point.

• WSU received its first-ever top 25 ranking in 2017 and finished the year at 38-21 and 21-9 in league action. Mercer's aggressiveness in the run game resulted in Wright State ranking No. 2 nationally with 130 stolen bases.

• Weiss was selected as the 2017 Horizon League Freshman of the Year and first-team all-league along with Morrow. Pitcher Danny Sexton was named a second-team All-Horizon League along with Hendrixson and Gray. Both Weiss earned Freshman All-American and second-team ABCA All-Midwest selection.

WESTERN KENTUCKY

Volunteer Assistant Coach (2012-13)

• Prior to the return to his alma mater, Mercer spent two seasons as a volunteer assistant coach at Western Kentucky University (2012-13). While with the Hilltoppers, he worked with pitchers and outfielders, and was also instrumental in the development and organization of the program's camps.

MICHIGAN

Volunteer Assistant Coach (2011)

• His first Division I experience came at the University of Michigan as the volunteer assistant coach in 2011. During his time with the Wolverines, he worked with the catchers and outfielders.

OHIO NORTHERN

Graduate Assistant Coach (2010)

• Before his arrival in Ann Arbor, Mercer spent the 2010 season as the graduate assistant coach at Ohio Northern University where he was in charge of the infielders and hitters and was the recruiting coordinator. each of his three seasons as an assistant.

HEAD COACH JEFF MERCER (#22)



INDIANA

Head Coach (2019-Present)

2023

- NCAA Regional Final Appearance
- 43 wins, most since 2013
- 16-8 in the Big Ten, second in the conference standings
- 26 wins at Bart Kaufman Field, a program record
- Highest RPI (31) and most Quad 1 wins in Big Ten (10)
- Big Ten Freshman of the Year (Devin Taylor)
- Luke Sinnard (109 strikeouts), single season program record
- Eight All-Big Ten selections, four ABCA All-Region honors
- Two MLB draft picks (Phillip Glasser, Craig Yoho)

2022

- Made the Big Ten Tournament with 10 Big Ten wins
- Three Freshman All-Americans (Pyne, Tibbitts, Mathison)
- Carter Mathison (19 home runs), IU freshman record
- Matthew Ellis (Third Team All-Big Ten)
- Two MLB draft Picks (Bradley Brehmer and Reese Sharp)

2021

- Conference-only schedule due to COVID-19
- 26 wins against Big Ten foes, most in program history
- Grant Richardson (First Team All-Big Ten)
- Four players taken in top-10 rounds of MLB draft

2020

- Season finished short due to COVID-19 pandemic
- 9-6 record at the time the season was canceled
- Three wins over ranked teams (LSU, South Alabama, East Carolina)

2019

- Big Ten Coach of the Year
- Big Ten Regular Season Champions
- 37-23, 17-7 record
- NCAA Tournament appearance
- Big Ten Pitcher of the Year (Andrew Saalfrank)
- 2nd-round MLB draft pick (Matt Gorski)
- Six All-Big Ten selections

Career Head Coaching Records

Year	School	Overall	Conference	Position
2024	Indiana	28-21-1	13-7	Head Coach
2023	Indiana	43-20	16-8	Head Coach
2022	Indiana	27-32	10-14	Head Coach
2021	Indiana	26-18	26-18*	Head Coach
2020	Indiana	9-6	-	Head Coach
2019	Indiana	37-23	17-7	Head Coach
2018	Wright State	39-17	22-6	Head Coach
2017	Wright State	38-21	21-9	Head Coach

Accolades

Career Accolades - as head coach

- 3 NCAA Tournament Appearances (2018, 2019, 2023)
- 2 Regular Season Conference Titles (2018, 2019)
- 2 Conference Coach of the Year Honors (2018, 2019)
- 1 Conference Tournament Title (2018)

Indiana Highlights

All-Americans

- Grant Richardson (2020)
- Andrew Saalfrank (2019)

Freshman All-Americans

- Craig Yoho, Devin Taylor, Brayden Risedorph (2023)
- Carter Mathison, Josh Pyne, Brock Tibbitts (2022)
- Grant Richardson (2019)

All-Big Ten First Team

- Ryan Kraft, Devin Taylor (2023)
- Grant Richardson (2021)
- Matt Lloyd, Andrew Saalfrank (2019)

All-Region First Team

- Matt Lloyd, Andrew Saalfrank (2019)

All-Region Second Team

- Luke Sinnard, Brock Tibbitts, Devin Taylor, Phillip Glasser (2023)
- Cole Barr, Grant Richardson (2021)
- Cole Barr (2019)

Big Ten Freshman of the Year

- Devin Taylor (2023)

Big Ten Pitcher of the Year

- Andrew Saalfrank (2019)

BASEBALL STAFF



25 • ASSISTANT COACH • DUSTIN GLANT

3rd Season • Purdue ('03)

Dustin Glant helped oversee the development of starting pitcher Luke Sinnard into one of the nation's most dominant strikeout forces in 2023. He set the Indiana single-season strikeout record with 114 punchouts which ranked No. 1 in the Big Ten and No. 16 in the NCAA.

Sinnard started 16 games on the mound, collecting six victories while holding opponents to three-or-fewer runs on 10 different occasions. IU's 598 strikeouts as a team are second only to the 2022 team, also

coached by Glant, in program history.

Ryan Kraft was named a First Team All-Big Ten relief pitcher after appearing in 21 games and collecting six victories and five saves. He finished the season with a 2.48 ERA while striking out 51 batters and holding opponents to just a .249 batting average.

In his first season on campus, Glant helped the Indiana pitching staff continue a run of success in the Major League Baseball Draft, as well as establish a new program record for strikeouts in a season. The 600 strikeouts in 2022 rank atop the IU charts and are No. 2 in Big Ten history, behind Iowa's 609 strikeouts during the same 2022 campaign.

In the MLB Draft, Indiana's top two starting pitchers and top reliever were each selected in the 2022 event. The No. 1 starter on the staff, Jack Perkins, was picked in the fifth round by Oakland after posting 91 strikeouts to pace the team. Bradley Brehmer and Reese Sharp were taken in the 12th and 20th rounds.



4 • ASSISTANT COACH • DEREK SIMMONS

5th Season • Georgia State ('09)

Derek Simmons enters his fifth season at Indiana and continues to work with the hitters and coach the infielders and man the third-base coaches' box on game days, while entering his third season as the program's recruiting coordinator.

The 13-year coaching veteran has thrived on the recruiting front in previous stops, with a pair of top-25 recruiting class to go along with four other "top classes" per Collegiate Baseball Newspaper. The Duluth, Georgia, native was also named to Baseball America's Coaches to Watch list in 2018 and 2019.

In his career, he has coached or recruited 58 all-conference honorees, three conference "of the year" award winners, nine All-Americans and five Freshmen All-Americans. The Duluth, Georgia, native is also a part of the USA Baseball program, which includes stints with the 18U National Team and the 14U National Training Development Program.

His time in Bloomington has seen the development of multiple MLB Draft picks, three Freshmen All-Americans in 2022, one freshman All-American hitter in 2023, a shortened 2020 season and a program-record 26 Big Ten victories during the 2021 conference-only slate.

Devin Taylor broke onto the scene as a freshman in 2023, breaking the Indiana freshman RBI record (59) and earning Big Ten Freshman of the Year honors. He hit 16 home runs in his rookie year which is No. 2 among freshmen in program history behind only Carter Mathison's 19 in 2022.



1 • ASSISTANT COACH • ZACH WEATHERFORD

3rd Season • Wright State ('19)

Zach Weatherford starts year three with Indiana and his first as a full-time assistant coach. He works with the program's outfielders and base runners. He also assists head coach Jeff Mercer and assistant coach Derek Simmons with the Hoosiers' hitters.

Devin Taylor broke onto the scene as a freshman in 2023, breaking the Indiana freshman RBI record (59) and earning Big Ten Freshman of the Year honors. He hit 16 home runs in his rookie year which is No. 2

among freshmen in program history behind only Carter Mathison's 19 in 2022. Taylor made 42 starts in the outfield in 2023.

In 2022, the trio of position players, Carter Mathison, Josh Pyne and Brock Tibbitts were all tabbed to Freshman All-America teams, with Mathison setting the Indiana freshman home run mark at 19 home runs. That total ranked No. 3 nationally among freshmen. Along with the trio of Freshman All-America picks, Evan Goforth joined them on the Big Ten All-Freshman Team. On the bases, Indiana stole 65 bases, its most since 2018 (72) season.

Weatherford also spent his first season in collegiate baseball as the Director of Operations at Wright State. The Raiders advanced to the 2021 NCAA Knoxville Regional when they swept through the Horizon League Tournament by outscoring its three opponents 40-10 after a Horizon League-record 28 conference victories in the regular season.



DIRECTOR OF PLAYER DEVELOPMENT • DENTON SAGERMAN

6th Season • Dayton ('14)

Denton Sagerman enters his sixth season as a member of the staff. He serves as Director of Player Development and Operations.

As director of operations, Sagerman is responsible for budgeting, scheduling, travel coordination, video breakdown and managing the role of analytics within the program; amongst other general program operations.

The former collegiate pitcher also works closely with pitching coach Dustin Glant assisting him with pitch design, video analysis, TrackMan and Rapsodo in a non-coaching capacity.

Prior to Indiana, Sagerman served as the director of baseball operations at Wright State University, under head coach Jeff Mercer. He also focused on analytics and its uses in player development.

Prior to joining Mercer at WSU, Sagerman worked as an aerospace engineer at Wright-Patterson Air Force Base with a specialization in computational fluid dynamics.

A two-time graduate from the University of Dayton, Sagerman owns his bachelor (2015) and master (2017) of engineering degrees. He was also a two-time letterwinner for the Flyers baseball program and a part of the 2012 Atlantic 10 championship team that qualified for the NCAA Tournament.

BASEBALL FULL STAFF

Jeff Mercer	Head Coach
Derek Simmons	Assistant Coach/Recruiting Coordinator
Dustin Glant	Assistant Coach
Zach Weatherford	Assistant Coach
Denton Sagerman	Director of Player Development/Operations
Scott Rolen	Special Assistant to the Head Coach
Jeremy Gray	Sport Administrator
Joel Langemaat	Athletic Trainer
Chris Virtue	Athletic Performance Coach
Rusty Stillions	Equipment Manager
Kourtney Patrick	Performance Dietitian
Jared Rigdon	Sports Information Director
Eric Schwartz	Compliance
Morgan Finney	Event Management
Robert Williams	Marketing
Zach Barge	Academics



Head coach **Jeff Mercer** in his sixth season.

KEY CONTRIBUTORS - OFFENSE



3 • CARTER MATHISON

Junior • 6-2 • OF
Fort Wayne, Ind./Homestead
Major: Management
Parents: Craig and Mindy
Siblings: Abigail and Lilly

CAREER HIGHS

Hits	3, 11 times
Doubles	2, Six times
Triples	1, Four times
Home Runs	2, Illinois, 5/1/22
RBI	5, Illinois, 5/1/22
Runs Scored	3, 10 times
Total Bases	8, Two times

CAREER STATISTICS

SEASON	GP-GS	AVG.	AB	H	R	2B	3B	HR	RBI	TB	SLG%	BB	HBP	SO	OB%
2024	50-50	.236	195	46	48	12	0	12	37	94	.482	36	6	57	.365
2023	63-61	.311	225	70	43	15	3	10	49	121	.538	41	7	59	.426
2022	59-57	.273	209	57	55	11	1	19	58	127	.608	36	8	59	.393
Total	172-168	.275	629	173	146	38	4	41	144	342	.544	113	21	175	.396

PLAYER NOTES

- Has appeared in all 172 games of his college career, starting in 168 of those
- First IU player with 10+ home runs in three-straight seasons since Vasili Spanos (2001-03)
- 2022 Collegiate Baseball Newspaper and National Collegiate Baseball Writers Freshman All-American
- 2022 Big Ten All-Freshman Team
- Indiana's single-season freshman home run record holder (19 in 2022)
- Top-10 in school history in home runs (No. 6 - 41 home runs)
- 2021 IHSBCA Mr. Baseball (Homestead High School)



5 • DEVIN TAYLOR

Sophomore • 6-1 • OF
Cincinnati, Ohio/LaSalle
Major: Sports Marketing
Parents: Michelle and Carey
Sibling: Chandler

CAREER HIGHS

Hits	4, Bellarmine, 3/11/23
Doubles	2, Four times
Triples	1, Five times
Home Runs	2, Six times
RBI	5, Maryland, 4/30/23
Runs Scored	4, Bellarmine, 3/11/23
Total Bases	11, Rutgers, 4/27/24

CAREER STATISTICS

SEASON	GP-GS	AVG.	AB	H	R	2B	3B	HR	RBI	TB	SLG%	BB	HBP	SO	OB%
2024	49-49	.347	202	70	55	9	1	14	40	123	.609	32	3	33	.439
2023	55-51	.315	200	63	61	13	3	16	59	130	.650	36	6	46	.430
Total	104-100	.331	402	133	116	22	4	30	99	253	.629	68	9	79	.435

PLAYER NOTES

- Set Indiana's freshman RBI record in 2023 (59); ninth Hoosier rookie to reach the 50-RBI mark in a single season
- Finished second in program history on the freshman home run charts (16), behind Mathison's 19 in 2022
- Second player in program history with 30+ home runs in first two years at IU (Alex Dickerson - 38, 2009-10)
- 2023 Freshman All-American by Collegiate Baseball Newspaper and Perfect Game
- 2023 Big Ten Freshman of the Year; 2023 First Team All-Big Ten
- Third player in program history to earn First Team All-Big Ten honors as a freshman (Larry Blackwell - 1979, Joey DeNato - 2011)
- Recorded four multi-home run games as a freshman



8 • TYLER CERNY

Sophomore • 6-2 • INF
Greenwood, Ind./Center Grove
Major: Sports Marketing
Parents: Raeanne and Jason
Sibling: Brennah

CAREER HIGHS

Hits	4, Three times
Doubles	2, Three times
Triples	1, Four times
Home Runs	2, Ohio, 4/22/23
RBI	6, Ohio, 4/22/23
Runs Scored	4, Twice
Total Bases	9, Ohio, 4/22/23

CAREER STATISTICS

SEASON	GP-GS	AVG.	AB	H	R	2B	3B	HR	RBI	TB	SLG%	BB	HBP	SO	OB%
2024	50-50	.321	218	70	51	20	0	9	54	117	.537	12	8	40	.373
2023	59-57	.276	221	61	47	9	4	10	43	108	.489	13	13	52	.348
Total	109-107	.298	439	131	98	29	4	19	97	225	.513	25	21	92	.360

PLAYER NOTES

- Appeared in 59 games with 57 starts at second base in 2023
- Every day starter at shortstop in 2024 - has started every game for Indiana
- Team leader in RBIs (54), co-leader in doubles (20) and hits (70)
- Hit game-tying grand slam in big win over No. 17 Indiana State (April 2, 2024)
- 2023 All-Big Ten Freshman Team
- Paired with fellow freshman Devin Taylor as only first-year duo in Big Ten with 10 home runs each
- Missed a year of high school baseball with illness



9 • BROCK TIBBITTS

Junior • 6-4 • C/INF
New Albany, Ohio/New Albany
Major: Sports Marketing
Parents: Heather and Jeff
Siblings: Jaelynn and Kirsten

CAREER HIGHS

Hits	4, Seven times
Doubles	2, Twice
Triples	1, Seven times
Home Runs	2, Three times
RBI	5, Twice
Runs Scored	4, Twice
Total Bases	10, Ball State, 4/11/23

CAREER STATISTICS

SEASON	GP-GS	AVG.	AB	H	R	2B	3B	HR	RBI	TB	SLG%	BB	HBP	SO	OB%
2024	36-36	.317	139	44	26	9	2	3	34	66	.475	15	8	24	.401
2023	63-63	.357	241	86	61	17	4	10	68	141	.585	33	12	43	.447
2022	59-57	.266	218	58	42	13	1	9	43	100	.459	38	4	46	.382
Total	158-156	.314	598	188	129	39	7	22	145	307	.513	86	24	113	.413

PLAYER NOTES

- Has appeared in 158 games of his college career, starting 156 of those (missed month of April in 2024)
- Started in 149-consecutive games (third-longest stretch by an IU player since 2008)
- Needs just 12 hits (188) for 200-career base hits, would be 25th member of 200-hit club at Indiana
- Appeared as a first baseman, catcher, left fielder and designated hitter
- His .357 batting average tied Phillip Glasser for the team lead in 2023; tied for sixth in the Big Ten
- 2023 Second Team All-Big Ten
- 52-career multi-hit games (one of three players with 50+ career multi-hit games)

KEY CONTRIBUTORS - OFFENSE



2 • JASEN OLIVER

Freshman • 5-11 • INF
 Almont, Mich./
 Orchard Lake St. Mary's Prep
 Major: Business and Finance
 Parents: Jake and Libby
 Siblings: Jaden, Lyla and Jaxen

CAREER HIGHS

Hits	4, Middle Tennessee, 3/26/24
Doubles	1, Four times
Triples	1, Butler, 3/30/24
Home Runs	2, Middle Tennessee, 3/26/24
RBI	8, Minnesota, 4/21/24
Runs Scored	3, Middle Tennessee, 3/26/24
Total Bases	10, Middle Tennessee, 3/26/24

CAREER STATISTICS

SEASON	GP-GS	AVG.	AB	H	R	2B	3B	HR	RBI	TB	SLG%	BB	HBP	SO	OB%
2024	38-34	.285	130	37	24	5	2	6	24	64	.492	21	0	33	.384
Total	38-34	.285	130	37	24	5	2	6	24	64	.492	21	0	33	.384

PLAYER NOTES

- No. 142 overall prospect in class of 2023 (PG)
- First career multi-home run game came against Middle Tennessee (March 26, 2024)
- High School All-American (Collegiate Baseball)
- Led high school team to 85-straight wins (2021-23)
- Moved into starting second baseman role after Troy series
- Broke single game freshman RBI record (8 vs. Minnesota; April 21, 2024), most by IU player since 1992
- Second-highest ranked recruit in 2023 class (behind Andrew Wiggins)



20 • NICK MITCHELL

Junior • 5-10 • OF
 Carmel, Ind./Carmel/Western Illinois
 Major: Liberal Studies
 Parents: Bob and Teresa
 Siblings: Jackson

CAREER HIGHS

Hits	4, Four times
Doubles	2, Three times
Triples	1, Nine times
Home Runs	1, 10 times
RBI	6, Butler, 3/30/24
Runs Scored	5, Maryland, 4/5/24
Total Bases	6, Three times

CAREER STATISTICS

SEASON	GP-GS	AVG.	AB	H	R	2B	3B	HR	RBI	TB	SLG%	BB	HBP	SO	OB%
2024	44-44	.358	165	59	54	14	2	5	48	92	.558	35	7	31	.474
2023	49-49	.354	192	68	42	17	6	4	24	109	.568	33	3	25	.454
2022	46-45	.342	184	63	28	5	2	1	26	75	.408	13	2	40	.384
Total	139-138	.351	541	190	124	36	10	10	98	276	.510	81	12	96	.439

PLAYER NOTES

- Prepped at Carmel High School in Carmel, Indiana
- Played first two years of college baseball at Western Illinois
- Moved to the three hole because he was so good with runners on base
- No. 28 on Baseball America's Top-100 Transfer List for the 2024 Season
- 2023 First Team All-Summit League
- 2022 Second Team All-Summit League and All-Freshman Team
- Led Western Illinois in all statistical categories in 2023 including hits (68), average (.354) and double bases (17)



23 • JOEY BRENCZEWSKI

Redshirt Freshman • 6-3 • INF
 Fishers, Ind./Fishers
 Major: Public Financial Management
 Parents: Andrea and Brett
 Siblings: Caleb and Kiel

CAREER HIGHS

Hits	4, Twice
Doubles	2, Minnesota, 4/20/24
Triples	None
Home Runs	2, Penn State, 4/14/24
RBI	7, Penn State, 4/14/24
Runs Scored	3, Twice
Total Bases	10, Penn State, 4/14/24

CAREER STATISTICS

SEASON	GP-GS	AVG.	AB	H	R	2B	3B	HR	RBI	TB	SLG%	BB	HBP	SO	OB%
2024	43-37	.354	144	51	33	9	0	3	41	69	.479	13	8	25	.434
2023	-	-	-	-	-	-	-	-	-	-	-	-	-	-	-
Total	43-37	.354	144	51	33	9	0	3	41	69	.479	13	8	25	.434

PLAYER NOTES

- Redshirted his initial season on campus
- Hit over .400 in the month of April with 25 base knocks
- At the time, set freshman single-game RBI record with 7 runs driven in vs. Penn State (4/14), Oliver broke a week later
- Made collegiate debut vs. Duke (2/16); recorded first career hit vs. George Mason (2/18)
- Transitioning to play first base on rotation for the Hoosiers, plays when Tibbitts catches
- Hurt in the fall; missed time from practice
- Prepped at Fishers High School



32 • JOSH PYNE

Junior • 6-0 • INF
 Bloomfield, Ind./Linton-Stockton
 Major: Management
 Parents: Jared and Brooke
 Siblings: Jacob and Adalyn

CAREER HIGHS

Hits	4, Four times
Doubles	2, 10 Times
Triples	1, Three Times
Home Runs	1, 15 Times
RBI	5, Twice
Runs Scored	4, Purdue, 5/12/23
Total Bases	7, Three times

CAREER STATISTICS

SEASON	GP-GS	AVG.	AB	H	R	2B	3B	HR	RBI	TB	SLG%	BB	HBP	SO	OB%
2024	50-50	.289	204	59	39	20	0	3	33	88	.431	19	7	38	.362
2023	62-62	.295	254	75	50	16	2	6	56	113	.445	24	3	47	.357
2022	57-56	.327	226	74	41	20	1	6	57	114	.504	20	3	51	.386
Total	169-168	.304	684	208	130	56	3	15	146	315	.461	63	13	136	.368

PLAYER NOTES

- 2023 Third Team All-Big Ten (3B)
- 2022 Freshman All-American (Collegiate Baseball Newspaper, D1 Baseball, Perfect Game, NCBWA)
- 2022 Big Ten All-Freshman Team
- Has appeared in 169 of a possible 172 games in his first three years of college
- Reached safely in 51 of 62 games in 2023 with a hit in 45 of those contests
- Same recruiting class as Brock Tibbitts, Carter Mathison and Ryan Kraft
- No. 6 in doubles (56) in program history

KEY CONTRIBUTORS - PITCHING



14 • CONNOR FOLEY
Sophomore • 6-5 • RHP
 Jasper, Ind./Jasper
 Major: Sports Management
 Parents: Kristie and Mike
 Siblings: Madison

CAREER HIGHS

Innings Pitched	7.0, Illinois, 3/23/23
Strikeouts	10, Twice
Batters Faced	25, Belmont, 3/16/24
Total Pitches	116, Maryland, 4/6/24

CAREER STATISTICS

SEASON	W-L	ERA	APP	GS	CG	SV	IP	H	R	ER	BB	SO	2B	HR	BAVG
2024	4-1	4.10	11	11	0	0	52.2	29	24	24	34	75	5	7	.158
2023	4-2	3.72	20	0	0	3	29.0	16	12	12	21	42	2	3	.163
Total	8-3	3.97	31	11	0	3	81.2	45	36	36	55	117	7	10	.160

PLAYER NOTES

- Made 20 appearances in relief as a freshman with four wins and three saves
- First career start came against No. 18 Coastal Carolina (2/17/24)
- Big Ten Pitcher of the Week (Feb. 19)
- All-State Baseball and Football player at Jasper; same school that produced Scott Rolan
- 2021 IHSA 4A State Champion in Baseball
- Draft-eligible sophomore in 2024
- Part of strong sophomore pitching class (Phillips, Risedorph, Whiteaker)



16 • JACK MOFFITT
Senior • 6-7 • RHP
 Seattle, Wash./Seattle Prep
 (Gonzaga)
 Major: Marketing
 Parents: Scott and Jane
 Siblings: Molly and Megan

CAREER HIGHS

Innings Pitched	4.1, BYU, 3/31/23
Strikeouts	4, Twice
Batters Faced	14, Twice
Total Pitches	64, BYU, 3/31/23

CAREER STATISTICS

SEASON	W-L	ERA	APP	GS	CG	SV	IP	H	R	ER	BB	SO	2B	HR	BAVG
2024	1-2	7.97	13	1	0	0	20.1	24	23	18	10	20	5	5	.289
2023	0-2	7.34	17	0	0	1	30.2	29	26	25	17	22	4	1	.269
2022	-	-	-	-	-	-	-	-	-	-	-	-	-	-	-
2021	0-0	99.00	1	0	0	0	0.1	3	4	4	2	0	0	0	.750
Total	1-4	8.24	31	1	0	1	51.1	56	53	47	29	42	9	6	.287

PLAYER NOTES

- Made 18 career appearances for Gonzaga before transferring to IU
- Earned first-career college win against Troy (March 10, 2024)
- Made first-career start against Belmont (March 15, 2024)
- Joint-tallest player on the active roster (6-7; Jacob Vogel)
- One of two Washington natives on the roster (Seti Manase)



24 • DREW BUHR
Graduate Student • 6-1 • RHP
 Austin, Ind./Austin
 (Bellarmine)
 Major: Certificate Program
 Parents: Heather and Kevin
 Siblings: Nolan, Brayden and Madison

CAREER HIGHS

Innings Pitched	5.0, Rutgers, 4/27/24
Strikeouts	8, Penn State, 4/13/24
Batters Faced	19, Rutgers, 4/27/24
Total Pitches	77, Penn State, 4/13/24

* - at Indiana

CAREER STATISTICS

SEASON	W-L	ERA	APP	GS	CG	SV	IP	H	R	ER	BB	SO	2B	HR	BAVG
2024*	1-1	3.44	17	0	0	0	34.0	30	14	13	13	41	6	5	.234
2023	5-8	8.12	14	14	1	0	75.1	95	78	68	27	69	16	19	.307
2022	0-6	6.97	15	10	0	0	62.0	75	59	48	31	53	16	13	.300
Total	6-15	6.78	46	24	1	0	171.1	200	151	129	71	163	38	37	.291

PLAYER NOTES

- Indiana native from Austin High School
- Pitched in 29 games at Bellarmine after beginning his career at St. Louis
- Playing his fifth year of college baseball, began as a two-way player
- Long reliever option out of the bullpen
- Pitched 4.1 scoreless innings with eight strikeouts in comeback win over Penn State (April 13, 2024)
- Holds a 1.96 earned run average (23.0 IP) in Big Ten play in 2024



45 • JULIAN TONGHINI
Junior • 6-3 • RHP
 New Canaan, Conn./Salisbury School
 (Boston College)
 Major: Business and Entrepreneurship
 Parents: Eric and Bettina
 Siblings: Alana and Ryan

CAREER HIGHS

Innings Pitched	4.0, North Carolina State, 3/26/23
Strikeouts	6, Rutgers, 4/27/24
Batters Faced	14, Baylor, 2/23/24*
Total Pitches	58, Northern Kentucky, 3/6/24

* - at Indiana

CAREER STATISTICS

SEASON	W-L	ERA	APP	GS	CG	SV	IP	H	R	ER	BB	SO	2B	HR	BAVG
2024	1-1	5.40	15	1	0	2	26.2	29	20	16	17	31	5	3	.271
2023	2-1	3.81	19	0	0	2	28.1	25	14	12	20	34	4	1	.238
2022	1-0	7.65	20	1	0	1	20.0	23	18	17	14	17	5	0	.277
Total	4-2	5.40	54	2	0	5	75.0	77	52	45	51	82	14	4	.261

PLAYER NOTES

- Played two years at Boston College before transferring to Indiana
- One of best breaking balls in college baseball according to pitching coach Dustin Glant
- Primarily could be used as setup or closer out of the bullpen
- Has served as one of IU's best bullpen arms in the early going; better without runners on base
- Three-inning save vs. George Mason in his IU debut (Feb. 18)

KEY CONTRIBUTORS - PITCHING



29 • RYAN KRAFT

Junior • 6-4 • LHP
Mokena, Ill./Lincoln-Way Central
Major: Secondary Education
Parents: Greg and Jennifer
Siblings: Lauren and Kathryn

CAREER HIGHS

Innings Pitched	7.1, Northwestern, 5/6/23
Strikeouts	7, Twice
Batters Faced	28, Northwestern, 5/6/23
Total Pitches	95, Ohio, 4/21/23

CAREER STATISTICS

SEASON	W-L	ERA	APP	GS	CG	SV	IP	H	R	ER	BB	SO	2B	HR	BAVG
2024	1-1	7.08	13	2	0	2	20.1	27	19	16	12	20	6	5	.310
2023	6-1	2.48	21	2	0	5	61.2	58	23	17	22	51	14	2	.249
2022	2-1	9.78	25	1	0	0	42.1	60	49	46	30	59	8	10	.326
Total	9-3	5.72	59	5	0	7	124.1	145	91	79	64	130	28	17	.288

PLAYER NOTES

- Made 59 career appearances in three years at Indiana
- Last Hoosier to make 20+ appearances in three-straight years was B.J. Sabol (2016-18)
- 2023 First Team All-Big Ten (RP)
- Collected six victories and five saves in 61.2 innings pitched as a sophomore
- Both his grandmother and grandfather are IU graduates



41 • TY BOTHWELL

Sixth-year senior • 5-10 • LHP
Hebron, Ind./Boone Grove
Major: Certificate Program
Parents: Todd and Mikki
Sibling: Trevor

CAREER HIGHS

Innings Pitched	8.0, Butler, 3/30/24
Strikeouts	13, Minnesota, 4/20/24
Batters Faced	31, Butler, 3/29/24
Total Pitches	113, Minnesota, 4/20/24

CAREER STATISTICS

SEASON	W-L	ERA	APP	GS	CG	SV	IP	H	R	ER	BB	SO	2B	HR	BAVG
2024	6-2	5.21	14	6	0	1	65.2	68	45	38	20	65	8	12	.260
2023	4-3	6.55	14	9	0	1	33.0	28	26	24	24	34	12	2	.230
2022	3-2	4.47	19	2	0	0	48.1	36	27	24	33	67	12	6	.206
2021	2-1	2.73	11	4	0	1	33.0	21	14	10	15	43	6	3	.174
2020	0-0	6.00	3	0	0	0	3.0	1	2	2	4	5	0	0	.100
Total	15-8	4.82	61	21	0	3	183.0	154	114	98	96	214	38	23	.223

PLAYER NOTES

- Active leader in appearances (61) on the mound for Indiana
- 10th member of the 200-strikeout club at IU (214), No. 8 in program history
- Turned into the team's Friday starter beginning in the Butler series
- First sixth-year player in program history; using COVID-19 waiver in 2024
- Has pet lizards and geckos, avid lover of animals



40 • ETHAN PHILLIPS

Sophomore • 6-1 • RHP
Dunedin, Fla./Calvary Christian
Major: Finance
Parents: Coleen and Drew
Siblings: Andrew and Ashley

CAREER HIGHS

Innings Pitched	4.2, Louisville, 4/18/23
Strikeouts	5, Twice
Batters Faced	18, George Mason, 2/18/24
Total Pitches	69, George Mason, 2/18/24

CAREER STATISTICS

SEASON	W-L	ERA	APP	GS	CG	SV	IP	H	R	ER	BB	SO	2B	HR	BAVG
2024	4-0	6.26	14	9	0	0	27.1	29	21	19	20	28	9	1	.269
2023	4-0	5.01	15	2	0	0	32.1	28	19	18	17	26	5	4	.239
Total	8-0	5.58	29	11	0	0	59.2	57	40	37	37	54	14	5	.253

PLAYER NOTES

- Named Big Ten Pitcher of the Week on April 24, 2023 as a true freshman
- First IU pitcher to record wins in back-to-back games since 2018 (March 16th and 17th vs. Belmont)
- Become a Sunday opener for the Hoosiers in 2024
- Made three starts in seven days (March 3, March 6 and March 10, 2024)
- Perfect 4-0 record as a freshman across 15 appearances
- Part of strong sophomore pitching class (Foley, Risedorph, Whiteaker)



51 • BRAYDEN RISEDORPH

Sophomore • 6-3 • RHP
Kendallville, Ind./East Noble
Major: Exercise Science
Parents: Iole and Randy
Siblings: AJ, Ryan, Eric

CAREER HIGHS

Innings Pitched	4.2, Duke, 2/16/24
Strikeouts	7, Cincinnati, 4/19/23
Batters Faced	21, Troy, 3/10/24
Total Pitches	103, Troy, 3/10/24

CAREER STATISTICS

SEASON	W-L	ERA	APP	GS	CG	SV	IP	H	R	ER	BB	SO	2B	HR	BAVG
2024	3-6	8.19	17	5	0	2	40.2	45	40	37	22	47	11	7	.271
2023	3-1	4.47	25	5	0	6	52.1	52	35	26	19	60	8	2	.255
Total	6-7	6.10	42	10	0	8	93.0	97	75	63	41	107	19	9	.262

PLAYER NOTES

- Led IU with 25 appearances as a freshman in 2023
- Opening Day starter for Indiana in 2024
- Came on in relief in the opening game of the NCAA Regional against West Virginia and tossed a (then) career-high 82 pitches in the team's win
- 2023 Freshman All-American (Collegiate Baseball Newspaper)
- No. 221 overall prospect in the class of 2022 (Perfect Game); No. 4 prospect in the state of Indiana
- Part of strong sophomore pitching class (Foley, Phillips, Whiteaker)

HOOSIER TIDBITS

reflects additional players not listed under key contributors

OFF THE BENCH

15 • BRANDON BURCKEL

5-10 • Jr. • INF • Lindale, Texas

- Played two years at Houston
- Provides depth at infield positions
- Hit go-ahead home run to beat No. 18 Coastal Carolina

6 • TJ SCHUYLER

6-2 • Fr. • C • Antioch, Ill.

- 2023 Conference Player of the Year in high school
- No. 22 overall prospect in state of Illinois (PG)
- Full name is Thomas Schuyler but goes by TJ

7 • HAYDEN CARLSON

6-1 • Fr. • INF • San Clemente, Calif.

- All-State baseball and football player
- No. 110 overall prospect in state of California (PG)
- Really good defensive presence as middle infielder

10 • MORGAN COLOPY

6-1 • Sr. • OF • Centerville, Ohio

- 132 games played as a Hoosier
- Outstanding defensive player
- Hit walk-off home run vs. Iowa in 2023

12 • CAL SEFCIK

6-0 • Fr. • INF • Palos Heights, Ill.

- No. 370 overall prospect in class of 2023 (PG)
- Underwent season-ending injury senior year
- Father, Kevin, played seven years in MLB

13 • ANDREW WIGGINS

6-4 • Fr. • OF • Indianapolis, Ind.

- No. 37 overall prospect in class of 2023 (PG)
- High School All-American (PG, Collegiate Baseball)
- Played in 2022 PG All-American Classic game

33 • AJ SHEPARD

5-11 • R-Fr. • C • Manassas, Va.

- Made career debut on opening weekend
- Season-ending injury in 2022, 2023 and 2024
- No. 359 overall prospect in class of 2022 (PG)

44 • JAKE STADLER

6-1 • R-Jr. • C • Greenfield, Ind.

- Served as primary catcher the last month
- Played in 44 games at Purdue
- Two-time Academic All-Big Ten selection

OUT OF THE BULLPEN

18 • GRANT HOLDERFIELD

6-3 • R-Sr. • LHP • Oak Park, Ill.

- Made 25 appearances in his freshman season (2022)
- Missed all of 2023 through injury
- Went 643 days between appearances at Indiana

26 • SETH BENES

6-2 • Fr. • RHP • O'Fallon, Mo.

- No. 442 overall prospect in class of 2023 (PG)
- Part of strong sophomore class (Foley, Phillips, Risedorff)
- Two uncles played in MLB

31 • EVAN WHITEAKER

6-4 • So. • RHP • West Chester, Ohio

- Appeared in 13 games as a freshman
- Father, Adam, was a minor leaguer pitcher
- No. 15 prospect in Ohio in class of 2022 (PG)

34 • RYAN RUSHING

5-10 • Fr. • LHP • Bradenton, Fla.

- High School national champion at IMG Academy
- No. 215 overall prospect in class of 2023 (PG)
- Second Team High School All-American

35 • EVAN O'NEILL

6-4 • Fr. • RHP • Alpharetta, Ga.

- Won't pitch in 2024 with injury
- Led high school to 6A state quarterfinals in Georgia
- No. 68 overall prospect in state of Georgia (PG)

39 • ELI SHAW

6-2 • Fr. • RHP • Indianapolis, Ind.

- 2023 Marion County Player of the Year
- 2023 MIC Player of the Year
- 8-0 with 0.44 ERA as senior at Warren Central

21 • JACOB VOGEL

6-7 • R-Fr. • RHP • North Vernon, Ind.

- Heavy fastball up to 94 mph at times
- Made collegiate debut vs. Miami (Ohio) (Feb. 20, 2024)
- Redshirted initial season on campus

CAREER BESTS (at Indiana)

Pitchers

Player	Pitches	Strikeouts	Hits	Runs	Walks	Longest Appearance
Foley, Connor	116	10	1	0	2	7.0 IP
Risedorff, Brayden	103	7	1	0	0	4.2 IP
Kraft, Ryan	95	7	2	0	0	7.1 IP
Whiteaker, Evan	59	6	1	1	0	4.1 IP
Holderfield, Grant	59	8	1	0	0	3.2 IP
Phillips, Ethan	69	5	1	1	1	4.2 IP
Bothwell, Ty	113	13	0	0	1	8.0 IP
Manase, Seti	69	7	1	0	0	4.1 IP
Katskee, Cooper	33	4	-	-	-	2.0 IP
Ey, Brooks	68	4	5	2	1	6.0 IP
Decker-Petty, Aydan	76	6	0	1	0	4.2 IP
Tonghini, Julian	61	6	1	0	0	3.2 IP
Moffitt, Jack	58	4	2	1	1	3.1 IP
Keyster, Brandon	43	3	2	2	1	3.0 IP
Vogel, Jacob	51	4	2	0	1	4.0 IP
Buhr, Drew	77	8	3	0	0	5.0 IP
Benes, Seth	26	2	-	-	-	2.0 IP
Rushing, Ryan	46	3	2	1	2	3.0 IP
Shaw, Eli	39	2	-	-	-	1.0 IP
Rybarczyk, Ty	57	5	2	2	0	4.0 IP

*pitching reflects career lows for (hits, runs, walks) with at least 3 IP; career highs for strikeouts, pitches

CAREER BESTS (at Indiana)

Hitters

Player	Hits	Runs	Doubles	Triples	RBI's	Home Runs
Mathison, Carter	3	3	2	1	5	2
Taylor, Devin	4	4	2	1	5	2
Cerny, Tyler	4	4	2	1	6	2
Tibbitts, Brock	4	4	2	1	5	2
Pyne, Josh	4	4	2	1	5	1
Colopy, Morgan	3	3	1	1	5	1
Murrison, Sam	3	2	1	1	5	1
Schuyler, TJ	-	1	-	-	-	-
Carlson, Hayden	-	-	-	-	-	-
Sefcik, Cal	2	1	-	-	2	1
Wiggins, Andrew	4	3	1	-	3	1
Burckel, Brandon	1	2	1	-	1	1
Mitchell, Nick	4	5	2	1	6	1
Brenczewski, Joey	4	3	1	-	7	2
Shepard, AJ	1	-	-	-	2	1
Oliver, Jasen	4	3	1	1	8	2
Bode, Austin	2	1	1	-	-	-
Stadler, Jake	3	3	1	-	3	1

TEAM SEASON RECORDS (all-time)


Category	Number
Total Wins - All Time	57 (1985)
Total Wins - Modern Era Scheduling	49 (2013)
Big Ten Wins - All Time	26 (2021)
Big Ten Wins - Traditional Scheduling	21 (2014)
Losses - All Time	35 (2007)

OFFENSIVE SEASON RECORDS (BBCOR era began in 2011)

Category	Number
Home Runs	95 (2019)
Hits	751 (1985)
Batting Average	.355 (1988)
Runs	639 (1985)
Doubles	138 (1984)

PITCHING SEASON RECORDS (all-time)

Category	Number
Strikeouts	600 (2022)
Staff ERA - lowest	1.97 (1968)



Brock Tibbitts in the 2024 Big Ten opener.

HITTING TOTALS/STREAKS

MULTI-HIT GAMES	2	3	4	5+	'24	Career
Pyne, Josh	9	5	1	-	15	54
Mitchell, Nick	11	4	1	-	16	56
Tibbitts, Brock	10	3	1	-	14	52
Mathison, Carter	11	2	-	-	13	49
Burckel, Brandon	-	-	-	-	-	23
Taylor, Devin	15	7	-	-	22	40
Cerny, Tyler	14	6	2	-	22	36
Colopy, Morgan	2	1	-	-	3	18
Stadler, Jake	9	1	-	-	10	10
Brenczewski, Joey	16	-	2	-	18	18
Oliver, Jasen	6	2	1	-	9	9
Bode, Austin	1	-	-	-	1	1
Wiggins, Andrew	2	-	1	-	3	3
Sefcik, Cal	2	-	-	-	2	2

MULTI-RBI GAMES	2	3	4	5+	'24	Career
Tibbitts, Brock	4	2	2	-	8	40
Taylor, Devin	2	3	2	-	7	24
Pyne, Josh	4	-	2	1	7	37
Mathison, Carter	8	4	-	-	12	42
Mitchell, Nick	7	3	2	1	13	25
Cerny, Tyler	7	5	3	-	15	24
Colopy, Morgan	2	1	-	1	4	16
Burckel, Brandon	-	-	-	-	-	3
Murrison, Samuel	-	-	-	-	-	3
Shepard, AJ	2	-	-	-	2	2
Brenczewski, Joey	6	3	-	1	10	10
Stadler, Jake	7	2	-	-	9	9*
Oliver, Jasen	1	1	1	1	4	4
Wiggins, Andrew	1	2	-	-	3	3
TEAM	-	-	-	-	-	-

HITTING STREAKS	Current	'24 Long	Career
Mitchell, Nick	5	12	13*
Taylor, Devin	12	12	12
Pyne, Josh	-	8	12
Cerny, Tyler	2	8	11
Tibbitts, Brock	1	9	11
Mathison, Carter	-	3	12
Burckel, Brandon	1	1	7
Colopy, Morgan	-	3	9
Murrison, Samuel	1	1	6
Shepard, AJ	3	3	3
Brenczewski, Joey	3	11	11
Wiggins, Andrew	3	3	3
Stadler, Jake	2	3	3
Bode, Austin	1	3	3
Sefcik, Cal	-	3	3
Oliver, Jasen	1	13	13

REACHED BASED	Current	'24 Long	Career
Taylor, Devin	-	18	32
Mitchell, Nick	5	15	30*
Mathison, Carter	-	14	26
Pyne, Josh	23	23	29
Tibbitts, Brock	1	22	22
Cerny, Tyler	11	11	23
Burckel, Brandon	1	8	11*
Colopy, Morgan	1	7	11
Murrison, Samuel	2	2	8
Brenczewski, Joey	16	16	16
Wiggins, Andrew	6	6	6
Stadler, Jake	2	10	10
Sefcik, Cal	-	3	3
Bode, Austin	2	3	3
Shepard, AJ	3	3	3
Oliver, Jasen	3	14	14

* - Includes totals from previous school or previous season

BIG TEN STANDINGS

	B1G	Pct.	H	A	GB	Overall	Pct.	H	A	N	Streak
1. Illinois	15-6	.714	10-2	5-4	-	30-17	.638	20-3	5-10	5-4	W1
2. Nebraska	14-7	.667	8-4	6-3	1	32-18	.640	18-8	13-8	1-2	W2
3. Indiana	13-8	.619	6-3	7-5	2	28-21-1	.560	15-10	11-8-1	2-3	L2
4. Michigan	13-8	.611	8-4	5-4	2	28-24	.538	18-8	8-10	2-6	W2
5. Purdue	13-8	.619	6-3	7-5	2	33-19	.635	16-10	9-7	8-2	L2
6. Iowa	14-9	.583	8-1	6-9	2.5	29-20	.592	20-4	7-12	2-4	L1
7. Maryland	10-11	.476	5-4	5-7	5	34-19	.642	13-4	17-13	1-1	L1
8. Michigan State	10-11	.476	5-4	5-7	5	22-25	.468	11-8	6-8	5-9	L2
9. Ohio State	10-11	.476	7-5	3-6	5	26-23	.531	13-8	9-14	4-1	L1
10. Minnesota	9-12	.400	5-7	4-5	6	23-22	.511	10-7	10-11	3-4	W2
11. Penn State	9-12	.400	7-5	2-7	6	23-22	.511	11-8	7-10	5-2	W1
12. Rutgers	5-16	.238	3-6	2-10	10	27-23	.540	12-7	15-16	0-0	L1
13. Northwestern	3-18	.143	2-7	1-11	12	16-32	.333	6-9	10-23	0-0	W1

BIG TEN WEEKLY SCHEDULE

Thursday, May 16th

Minnesota at Northwestern (4:00 PM)
Michigan at Indiana (5:00 PM)
Ohio State at Rutgers (6:00 PM)
Penn State at Maryland (6:00 PM)
Nebraska at Michigan State (6:05 PM)
FIU at Iowa (7:35 PM)
Illinois at Purdue (8:00 PM)

Friday, May 17th

Ohio State at Rutgers (3:00 PM)
Minnesota at Northwestern (4:00 PM)
Nebraska at Michigan State (5:00 PM)
Michigan at Indiana (6:00 PM)
Penn State at Maryland (6:00 PM)
FIU at Iowa (7:35 PM)
Illinois at Purdue (8:00 PM)

Saturday, May 18th

Ohio State at Rutgers (11:00 AM)
FIU at Iowa (1:00 PM)
Nebraska at Michigan State (1:05 PM)
Minnesota at Northwestern (2:00 PM)
Michigan at Indiana (2:00 PM)
Penn State at Maryland (2:00 PM)
Illinois at Purdue (2:00 PM)

CAREER SITUATIONAL STATISTICS

Runners On Base (H-AB)

Name	'20	'21	'22	'23	Total	Avg.
Cerny, Tyler	xx	xx	xx	36-119	36-119	.303
Colopy, Morgan	xx	16-62	5-34	8-35	29-131	.221
Mathison, Carter	xx	xx	33-108	38-112	71-220	.323
Murrison, Samuel	xx	6-18	5-39	1-5	12-62	.194
Pyne, Josh	xx	xx	44-127	46-148	90-275	.327
Taylor, Devin	xx	xx	xx	35-104	35-104	.337
Tibbitts, Brock	xx	xx	32-107	51-126	83-290	.286

TOTAL 356-1,201 .296

Runners in Scoring Position (H-AB)

Name	'20	'21	'22	'23	Total	Avg.
Cerny, Tyler	xx	xx	xx	20-80	20-80	0.250
Colopy, Morgan	xx	10-44	3-21	7-22	20-87	0.230
Mathison, Carter	xx	xx	21-73	19-64	40-137	0.292
Murrison, Samuel	xx	1-8	3-25	1-1	5-34	0.147
Pyne, Josh	xx	xx	33-84	27-95	60-179	0.335
Taylor, Devin	xx	xx	xx	23-66	23-66	0.348
Tibbitts, Brock	xx	xx	19-70	34-82	53-152	0.349

TOTAL 221-735 .301

NOTE: at Indiana only through end of 2023*

HOW IT WAS WON

(* - Walk-off hit)

Below is a chart representing how the eventual game-winning run was recorded for Indiana in 2024.

Gm	Opponent	Final	Player	Inn.	Outs	Play	Score at Time
1	Duke	3-6	--				
2	at Coastal Carolina	7-2	Burckel, Brandon	8	1	Solo Home Run	2-2
3	George Mason	9-3	Taylor, Devin	1	0	RBI Single	0-0
4	Miami (Ohio)	12-6	Tibbitts, Brock	5	0	Sacrifice Fly	4-4
5	at Baylor	8-4	Tibbitts, Brock	1	1	Sacrifice Fly	0-0
6	at Baylor	6-1	Tibbitts, Brock	1	2	RBI Single	0-0
7	at Baylor	15-5	Taylor, Devin	1	1	Two-Run Home Run	0-0
8	Purdue Fort Wayne	6-9	--				
9	Alabama	0-12	--				
10	Dallas Baptist	9-7	Tibbitts, Brock	7	1	Three-Run Triple	4-6
11	Arizona	1-12	--				
12	Northern Kentucky	11-5	Tibbitts, Brock	1	0	RBI Single	0-0
13	Troy	1-8	--				
14	Troy	10-7	Brenczewski, Joey	3	2	RBI Double	5-5
15	Troy	11-15	--				
16	at Vanderbilt	5-13	--				
17	Illinois State	6-16	--				
18	Belmont	3-9	--				
19	Belmont	15-10	Tibbitts, Brock	7	0	Two-Run Home Run	9-10
20	Belmont	15-7	Tibbitts, Brock	2	2	RBI Walk	1-1
21	at Indiana State	7-15	--				
22	Illinois	1-9	--				
23	Illinois	8-1	Pyne, Josh	3	2	Two-Run Double	0-0
24	Illinois	8-15	--				
25	Middle Tennessee	12-5	Mitchell, Nick	1	2	RBI Double	0-0
26	at Butler	2-6	--				
27	Butler	11-2	Cerny, Tyler	1	0	RBI Double	0-0
28	Butler	22-3	Tibbitts, Brock	1	1	RBI Single	0-0
29	Butler	5-8	--				
30	Indiana State	16-7	Pyne, Josh	6	0	Two-Run Home Run	6-7
31	at Maryland	15-4	Mitchell, Nick	3	1	RBI Double	1-1
32	at Maryland	14-2	Mitchell, Nick	1	2	Three-Run Home Run	0-0
33	at Maryland	5-6	--				
34	Penn State	4-15	--				
35	Penn State	10-9	Taylor, Devin	9	2	Wild Pitch	9-9
36	Penn State	12-3	Brenczewski, Joey	2	0	Grand Slam	0-1
37	Evansville	4-5	--				
38	at Minnesota	7-1	Mitchell, Nick	3	1	Two-Run Double	0-0
39	at Minnesota	2-13	--				
40	at Minnesota	18-8	Cerny, Tyler	1	1	Three-Run Home Run	0-0
41	Ball State	7-7	--				
42	Rutgers	8-3	Brenczewski, Joey	1	2	Three-Run Home Run	0-0
43	Rutgers	12-6	Sefcik, Cal	2	1	RBI Single	1-1
44	Rutgers	18-6	Mathison, Carter	2	1	Two-Run Home Run	0-1
45	at Purdue	4-7	--				
46	at Purdue	10-2	Tibbitts, Brock	7	2	RBI Single	1-1
47	at Purdue	5-4	Cerny, Tyler	9	2	Fielding Error	4-4
48	at Nebraska	10-5	Taylor, Devin	9	2	Throwing Error	5-5
49	at Nebraska	2-5	--				
50	at Nebraska	2-4	--				
51	at Louisville	-	-	-	-	-	-
52	Michigan	-	-	-	-	-	-
53	Michigan	-	-	-	-	-	-
54	Michigan	-	-	-	-	-	-

INDIANA WHEN...

	'22	'23	'24
Overall	27-32	43-20	28-21-1
vs. Top-10 Teams	1-4	1-1	0-1
vs. Top-25 Teams	1-4	2-3	3-2
Non-Conference	17-18	25-10	15-13-1
Big Ten	10-14	16-8	13-7
At Home	15-9	26-4	15-10
On the Road	8-19	14-12	11-8-1
At Neutral Sites	4-4	3-3	2-3
In Day Games	17-20	33-12	20-11-1
In Night Games	10-12	10-8	8-10
vs. Teams .500 Or Better	14-22	24-16	18-12-1
vs. Teams Worse Than .500	13-10	20-3	10-8
vs. Left-Handed Starter	10-6	15-3	7-7
vs. Right-Handed Starter	17-26	28-17	21-14-1
When Starter Receives Decision	12-18	19-16	20-14
When Reliever Receives Decision	15-14	26-6	8-7
When Starter Goes 5+ Innings	13-7	11-7	8-15
When Starter Goes <5 Innings	14-25	34-15	20-6-1
When Scoring First	17-12	27-7	17-7
When Opponent Scores First	10-20	16-13	11-14-1
When Leading After 6 Innings	20-5	35-1	23-1
When Trailing After 6 Innings	6-26	3-16	4-17-1
When Tied After 6 Innings	1-1	5-3	1-3
When Leading After 8 Innings	24-2	40-0	24-0
When Trailing After 8 Innings	2-26	1-19	3-17-1
When Tied After 8 Innings	1-2	2-0	0-3
In One-Run Games	6-8	9-1	2-2
In Two-Run Games	4-7	11-4	1-1
In 5+ Run Games	15-12	16-12	23-15
Weekend Series W-L-T	6-7-0	9-4-0	7-3-1
Series Sweeps/Times Swept	-/4	6/1	2/-
Scoring 0-2 Runs	0-10	1-10	0-8
Scoring 3-5 Runs	2-8	12-5	1-8
Scoring 6-9 Runs	12-9	12-5	8-4-1
Scoring 10+ Runs	13-5	18-0	19-1
Shutouts/Times Shut Out	3/4	2/1	0/1
In Extra Innings	1-2	3-0	0-1-1
Opponent Scores 5 Runs Or Less	18-4	31-4	18-3
Opponent Scores 6 Runs Or More	9-28	12-16	10-18
Out-Hitting Opponent	19-10	33-3	27-2
Out-Hit by Opponent	6-20	8-15	1-19-1
Hits Are Equal	2-2	2-2	--
Hitting A Home Run	19-19	29-8	24-8
Opponent Hits A Home Run	13-22	23-15	16-16
Errorless	9-8	16-8	11-3
Committing One Error	14-10	18-4	7-9
Committing 2+ Errors	4-14	10-8	10-9-1
Opponent is Errorless	9-13	13-11	9-7
Opponent Commits One Error	3-12	13-8	12-8-1
Opponent Commits 2+ Errors	15-7	17-1	7-6
Game 1 of Weekend	4-10	6-8	5-8
Game 2 of Weekend	7-7	10-4	11-2
Game 3 of Weekend	5-9	12-2	8-5
Monday	1-0	0-1	--
Tuesday	6-3	9-2	3-4
Wednesday	3-0	4-0	1-1-1
Thursday	0-3	2-2	0-1
Friday	5-8	6-8	5-6
Saturday	5-8	11-4	11-3
Sunday	8-10	11-3	8-6

CAREER GAME-WINNING PLAYS

WO = Walk-off game-winning play

	'21	'22	'23	'24	WO	Career		'21	'22	'23	'24	WO	Career
Cerny, Tyler	--	--	7	3	--	10	Pyne, Josh	--	6	2	2	1	10
Colopy, Morgan	1	--	2	--	1	3	Taylor, Devin	--	--	5	4	--	9
Mathison, Carter	--	5	3	1	--	9	Tibbitts, Brock	--	3	6	9	1	18
Mitchell, Nick	--	--	--	4	--	4*	Burckel, Brandon	--	--	--	1	--	1
Murrison, Samuel	--	1	--	--	--	1	Brenczewski, Joey	--	--	--	3	--	3
							Sefcik, Cal	--	--	--	1	--	1

*at Indiana only



Indiana Baseball **Overall Statistics for Indiana (as of May 12, 2024)** **(All games Sorted by Batting avg)**



Record: 28-21-1 Home: 15-10 Away: 11-8-1 Neutral: 2-3 Big Ten: 13-8

Player	avg	gp-gs	ab	r	h	2b	3b	hr	rbi	tb	slg%	bb	hp	so	gdp	ob%	sf	sh	sb-att	po	a	e	fld%
20 Mitchell, Nick	.358	44-44	165	54	59	14	2	5	48	92	.558	35	7	31	1	.474	6	0	6-6	68	3	4	.947
23 Brenzewski, Joey	.354	43-37	144	33	51	9	0	3	41	69	.479	13	8	25	0	.434	1	1	3-4	172	5	3	.983
5 Taylor, Devin	.347	49-49	202	55	70	9	1	14	40	123	.609	32	3	33	3	.439	2	0	2-2	93	2	2	.979
8 Cerny, Tyler	.321	50-50	218	51	70	20	0	9	54	117	.537	12	8	40	1	.373	3	1	5-7	66	127	15	.928
9 Tibbitts, Brock	.317	36-36	139	26	44	9	2	3	34	66	.475	15	8	24	0	.401	5	0	2-3	278	16	4	.987
32 Pyne, Josh	.289	50-50	204	39	59	20	0	3	33	88	.431	19	7	38	2	.362	5	2	5-7	29	70	9	.917
2 Oliver, Jasen	.285	38-34	130	24	37	5	2	6	24	64	.492	21	0	33	0	.384	0	1	1-1	42	61	8	.928
44 Stadler, Jake	.277	41-34	119	23	33	7	0	1	25	43	.361	23	7	16	1	.417	2	1	0-0	309	9	3	.991
3 Mathison, Carter	.236	50-50	195	48	46	12	0	12	37	94	.482	36	6	57	0	.365	4	0	5-5	122	1	0	1.000

28 Murrison, Sam	1.000	7-0	1	5	1	0	0	1	1	4	4.000	0	1	0	0	1.000	0	0	0-0	0	0	0	.000
13 Wiggins, Andrew	.311	29-13	45	18	14	3	0	3	12	26	.578	14	3	13	0	.492	1	0	0-0	2	0	0	1.000
33 Shepard, AJ	.300	3-3	10	2	3	0	0	2	4	9	.900	1	1	5	0	.417	0	0	0-0	6	1	0	1.000
42 Bode, Austin	.273	17-6	22	5	6	1	0	0	1	7	.318	9	2	6	0	.515	0	0	0-0	0	0	0	.000
10 Colopy, Morgan	.231	25-17	65	15	15	5	0	4	19	32	.492	12	2	27	0	.363	1	0	0-0	26	1	1	.964
12 Sefcik, Cal	.159	23-9	44	6	7	0	0	2	10	13	.295	5	0	13	0	.231	3	0	0-0	0	0	0	.000
15 Burckel, Brandon	.114	24-15	35	8	4	1	0	1	2	8	.229	5	3	9	0	.279	0	2	0-0	23	31	3	.947
6 Schuyler, TJ	.000	15-2	15	2	0	0	0	0	0	0	.000	1	0	8	0	.063	0	0	0-0	44	1	0	1.000
7 Carlson, Hayden	.000	10-1	6	0	0	0	0	0	0	0	.000	0	0	4	0	.000	0	0	0-0	5	6	1	.917
Totals	.295	50	1759	414	519	115	7	69	385	855	.486	253	66	382	8	.397	33	8	29-35	1302	389	63	.964
Opponents	.258	50	1720	343	444	80	0	80	323	764	.444	219	67	482	12	.362	13	15	33-42	1280	409	53	.970

LOB - Team (425), Opp (392). DPs turned - Team (24), Opp (26). CI - Team (3), Stadler, J. 3. IBB - Team (5), Taylor 2, Oliver 1, Tibbitts 1, Mitchell 1, Opp (6). Picked off - Cerny 2.

(All games Sorted by Earned run avg)

Player	era	w-l	app	gs	cg	sho	sv	ip	h	r	er	bb	so	2b	3b	hr	b/avg	wp	hp	bk	sfa	sha
14 Foley, Connor	4.10	4-1	11	11	0	0/0	0	52.2	29	24	24	34	75	5	0	7	.158	4	7	1	0	0
41 Bothwell, Ty	5.21	6-2	14	6	0	0/0	1	65.2	68	45	38	20	65	8	0	12	.260	5	9	0	2	1

21 Vogel, Jacob	0.45	1-0	17	0	0	0/0	0	20.0	12	2	1	8	21	1	0	1	.176	2	5	0	2	1
24 Buhr, Drew	3.44	1-1	17	0	0	0/0	0	34.0	30	14	13	13	41	6	0	5	.234	0	1	0	0	2
55 Decker-Petty, Ayda	5.40	1-2	13	1	0	0/0	1	30.0	28	20	18	14	26	6	0	5	.239	6	6	0	1	1
45 Tonghini, Julian	5.40	1-1	15	1	0	0/0	2	26.2	29	20	16	17	31	5	0	3	.271	3	4	0	0	2
19 Keyster, Brandon	5.62	1-0	16	2	0	0/0	0	16.0	12	11	10	4	16	3	0	1	.207	0	5	0	1	1
40 Phillips, Ethan	6.26	4-0	14	9	0	0/0	0	27.1	29	21	19	20	28	9	0	1	.269	3	7	0	2	0
29 Kraft, Ryan	7.08	1-1	13	2	0	0/0	2	20.1	27	19	16	12	20	6	0	5	.310	0	3	2	1	1
43 Rybarczyk, Ty	7.29	2-2	9	9	0	0/0	0	21.0	29	19	17	7	25	3	0	8	.319	1	1	1	0	1
16 Moffitt, Jack	7.97	1-2	13	1	0	0/0	0	20.1	24	23	18	10	20	5	0	5	.289	2	3	0	1	0
51 Risedorph, Brayden	8.19	3-6	17	5	0	0/0	2	40.2	45	40	37	22	47	11	0	7	.271	4	3	1	1	3
39 Shaw, Eli	9.00	0-0	9	0	0	0/0	0	9.0	9	10	9	6	12	1	0	2	.243	4	0	0	0	0
26 Benes, Seth	9.00	0-0	5	2	0	0/0	0	5.0	3	5	5	3	6	0	0	3	.158	0	0	0	0	0
34 Rushing, Ryan	9.82	0-0	9	0	0	0/0	0	11.0	11	12	12	13	10	1	0	1	.262	4	4	0	1	1
38 Katskee, Cooper	10.80	0-1	3	0	0	0/0	0	3.1	5	5	4	3	6	0	0	3	.357	2	0	0	1	0
31 Whiteaker, Evan	12.27	0-0	8	0	0	0/0	0	11.0	22	19	15	2	11	4	0	7	.393	1	1	0	0	0
18 Holderfield, Grant	13.50	1-1	9	0	0	0/0	1	10.2	15	17	16	10	14	2	0	2	.313	1	4	0	0	1
30 Manase, Seti	15.00	1-1	7	1	0	0/0	0	9.0	16	16	15	0	8	4	0	2	.372	1	4	0	0	0
2 Oliver, Jasen	27.00	0-0	1	0	0	0/0	0	0.1	1	1	1	1	0	0	0	0	.500	1	0	0	0	0
Totals	6.28	28-21	50	50	0	0/0	9	434.0	444	343	303	219	482	80	0	80	.258	44	67	5	13	15
Opponents	7.66	21-28	50	50	1	1/1	10	426.2	519	414	363	253	382	115	7	69	.295	48	66	3	33	8

PB - Team (12), Stadler, J. 7, Tibbitts 3, Schuyler 2, Opp (9). Pickoffs - Team (5), Bothwell 2, Rybarczyk 1, Stadler, J. 1, Foley 1, Opp (2). SBA/ATT - Stadler, J. (23-26), Tibbitts (5-10), Bothwell (7-8), Schuyler (5-6), Foley (5-6), Phillips, E. (2-5), Buhr (3-4), Risedorph (3-3), Decker-Petty (3-3), Rushing (2-2), Tonghini (2-2), Vogel (1-2), Moffitt (1-2), Shaw (1-1), Keyster (1-1), Whiteaker (1-1), Kraft (0-1), Benes (1-1).



Indiana Baseball **Overall Statistics for Indiana (as of May 12, 2024)** **(Last 5 Sorted by Batting avg)**



Record: 3-2 Home: 0-0 Away: 3-2 Big Ten: 3-2

Player	avg	gp-gs	ab	r	h	2b	3b	hr	rbi	tb	slg%	bb	hp	so	gdp	ob%	sf	sh	sb-att	po	a	e	fld%
20 Mitchell, Nick	.333	5-5	18	4	6	1	0	0	3	7	.389	4	2	1	1	.500	0	0	1-1	10	0	1	.909
23 Brenczewski, Joey	.316	5-5	19	3	6	0	0	0	3	6	.316	2	2	6	0	.435	0	0	0-0	0	0	0	.000
5 Taylor, Devin	.304	5-5	23	4	7	0	0	2	3	13	.565	2	0	5	0	.360	0	0	0-0	10	1	1	.917
44 Stadler, Jake	.235	5-5	17	2	4	1	0	0	0	5	.294	1	1	2	0	.316	0	0	0-0	38	2	0	1.000
2 Oliver, Jasen	.235	5-5	17	3	4	1	0	2	4	11	.647	1	0	3	0	.278	0	0	0-0	9	10	0	1.000
9 Tibbitts, Brock	.227	5-5	22	3	5	1	0	0	2	6	.273	0	0	0	0	.217	1	0	0-0	36	2	0	1.000
32 Pyne, Josh	.211	5-5	19	3	4	2	0	0	2	6	.316	1	2	4	0	.304	1	1	0-1	4	5	1	.900
8 Cerny, Tyler	.190	5-5	21	2	4	2	0	1	3	9	.429	3	0	6	0	.292	0	0	0-0	5	16	1	.955
3 Mathison, Carter	.190	5-5	21	3	4	1	0	1	5	8	.381	0	0	6	0	.190	0	0	0-0	14	0	0	1.000

12 Sefcik, Cal	.000	2-0	3	0	0	0	0	0	1	0	.000	0	0	1	0	.000	0	0	0-0	0	0	0	.000
15 Burckel, Brandon	.000	1-0	0	0	0	0	0	0	0	0	.000	0	0	0	0	.000	0	0	0-0	0	0	0	.000
13 Wiggins, Andrew	.000	1-0	0	1	0	0	0	0	1	0	.000	1	0	0	0	1.000	0	0	0-0	0	0	0	.000
7 Carlson, Hayden	.000	1-0	0	0	0	0	0	0	0	0	.000	0	0	0	0	.000	0	0	0-0	1	0	0	1.000
10 Colopy, Morgan	.000	2-0	0	1	0	0	0	0	0	0	.000	0	0	0	0	.000	0	0	0-0	0	0	0	.000
6 Schuyler, TJ	.000	3-0	0	0	0	0	0	0	0	0	.000	0	0	0	0	.000	0	0	0-0	6	0	0	1.000
Totals	.244	5	180	29	44	9	0	6	27	71	.394	15	7	34	1	.324	2	1	1-2	134	44	5	.973
Opponents	.228	5	167	20	38	8	0	4	19	58	.347	17	8	41	1	.325	2	3	6-7	138	46	5	.974

LOB - Team (38), Opp (43). DPs turned - Team (2), Opp (1). IBB - Team (1), Mitchell 1, Opp (2).

(Last 5 Sorted by Earned run avg)

Player	era	w-l	app	gs	cg	sho	sv	ip	h	r	er	bb	so	2b	3b	hr	b/avg	wp	hp	bk	sfa	sha
21 Vogel, Jacob	0.00	1-0	3	0	0	0/0	0	6.1	4	0	0	1	3	0	0	0	.200	0	2	0	1	1
41 Bothwell, Ty	0.93	1-0	2	1	0	0/0	0	9.2	11	2	1	2	5	1	0	0	.282	1	1	0	0	1
14 Foley, Connor	1.00	0-0	2	2	0	0/0	0	9.0	4	1	1	5	10	1	0	0	.133	1	2	0	0	0
55 Decker-Petty, Ayda	3.52	0-1	2	0	0	0/0	0	7.2	4	4	3	4	9	1	0	0	.143	2	2	0	0	0

29 Kraft, Ryan	3.00	0-0	2	1	0	0/0	0	3.0	3	2	1	0	3	2	0	0	.250	0	0	1	0	0
24 Buhr, Drew	7.71	0-0	1	0	0	0/0	0	2.1	2	2	2	1	2	0	0	2	.222	0	0	0	0	0
51 Risedorph, Brayden	10.80	1-0	1	0	0	0/0	0	3.1	3	4	4	3	4	0	0	1	.250	1	0	1	1	1
45 Tonghini, Julian	13.50	0-1	1	0	0	0/0	0	2.0	3	3	3	1	4	1	0	1	.333	0	1	0	0	0
43 Rybarczyk, Ty	13.50	0-0	1	1	0	0/0	0	1.1	4	2	2	0	1	2	0	0	.500	0	0	0	0	0
Totals	3.22	3-2	5	5	0	0/0	0	44.2	38	20	16	17	41	8	0	4	.228	5	8	2	2	3
Opponents	3.52	2-3	5	5	0	0/0	0	46.0	44	29	18	15	34	9	0	6	.244	3	7	0	2	1

PB - Team (1), Stadler, J. 1. Pickoffs - Team (1), Stadler, J. 1. SBA/ATT - Stadler, J. (5-6), Foley (3-3), Kraft (0-1), Tonghini (1-1), Risedorph (1-1), Schuyler (1-1), Decker-Petty (1-1).



Indiana Baseball Overall Statistics for Indiana (as of May 12, 2024) (Last 10 Sorted by Batting avg)



Record: 6-3-1 Home: 3-0 Away: 3-3-1 Big Ten: 6-3

Player	avg	gp-gs	ab	r	h	2b	3b	hr	rbi	tb	slg%	bb	hp	so	gdp	ob%	sf	sh	sb-att	po	a	e	fld%
5 Taylor, Devin	.378	10-10	45	15	17	1	1	6	9	38	.844	4	1	7	0	.440	0	0	0-0	18	1	1	.950
23 Brenczewski, Joey	.375	10-10	40	8	15	0	0	1	10	18	.450	4	2	9	0	.457	0	0	1-1	37	1	0	1.000
20 Mitchell, Nick	.343	10-10	35	9	12	2	0	2	12	20	.571	8	4	6	1	.500	1	0	1-1	20	2	1	.957
8 Cerny, Tyler	.311	10-10	45	8	14	5	0	2	9	25	.556	4	0	10	0	.367	0	0	1-1	13	38	2	.962
32 Pyne, Josh	.237	10-10	38	9	9	6	0	0	2	15	.395	4	5	7	0	.375	1	1	1-3	6	13	3	.864
9 Tibbitts, Brock	.231	6-6	26	3	6	1	0	0	2	7	.269	0	0	0	0	.222	1	0	0-1	44	2	0	1.000
44 Stadler, Jake	.222	10-10	36	5	8	3	0	0	3	11	.306	2	2	4	0	.300	0	0	0-0	65	4	1	.986
2 Oliver, Jasen	.206	10-10	34	5	7	2	1	2	5	17	.500	5	0	7	0	.308	0	0	0-0	15	18	3	.917
3 Mathison, Carter	.150	10-10	40	8	6	1	0	3	11	16	.400	3	0	15	0	.205	1	0	0-0	25	1	0	1.000

15 Burckel, Brandon	1.000	3-0	1	1	1	0	0	0	1	1	1.000	0	0	0	0	1.000	0	0	0-0	0	0	1	.000
12 Sefcik, Cal	.286	6-3	14	5	4	0	0	2	6	10	.714	2	0	2	0	.375	0	0	0-0	0	0	0	.000
6 Schuyler, TJ	.000	5-1	5	0	0	0	0	0	0	0	.000	1	0	3	0	.167	0	0	0-0	20	1	0	1.000
10 Colopy, Morgan	.000	2-0	0	1	0	0	0	0	0	0	.000	0	0	0	0	.000	0	0	0-0	0	0	0	.000
7 Carlson, Hayden	.000	1-0	0	0	0	0	0	0	0	0	.000	0	0	0	0	.000	0	0	0-0	1	0	0	1.000
42 Bode, Austin	.000	2-0	0	0	0	0	0	0	0	0	.000	1	0	0	0	1.000	0	0	0-0	0	0	0	.000
13 Wiggins, Andrew	.000	2-0	0	1	0	0	0	0	1	0	.000	1	0	0	0	1.000	0	0	0-0	0	0	0	.000
Totals	.276	10	359	78	99	21	2	18	71	178	.496	39	14	70	1	.365	4	1	4-7	269	95	16	.958
Opponents	.248	10	343	49	85	19	0	7	46	125	.364	32	16	79	2	.338	2	9	14-17	267	80	6	.983

LOB - Team (72), Opp (85). DPs turned - Team (4), Opp (3). CI - Team (1), Stadler, J. 1. IBB - Team (2), Oliver 1, Mitchell 1, Opp (2). Picked off - Cerny 1.

(Last 10 Sorted by Earned run avg)

Player	era	w-l	app	gs	cg	sho	sv	ip	h	r	er	bb	so	2b	3b	hr	b/avg	wp	hp	bk	sfa	sha
24 Buhr, Drew	1.50	1-0	3	0	0	0/0	0	12.0	11	2	2	1	9	1	0	2	.256	0	0	0	0	2
55 Decker-Petty, Ayda	1.88	1-1	4	0	0	0/0	0	14.1	6	5	3	5	12	1	0	0	.120	2	3	0	0	1
41 Bothwell, Ty	4.61	1-0	3	2	0	0/0	0	13.2	18	8	7	4	9	3	0	0	.310	2	4	0	0	1

21 Vogel, Jacob	0.00	1-0	4	0	0	0/0	0	7.1	4	0	0	2	4	0	0	0	.182	0	2	0	1	1
34 Rushing, Ryan	0.00	0-0	1	0	0	0/0	0	1.0	1	0	0	1	1	0	0	0	.250	0	2	0	0	0
39 Shaw, Eli	0.00	0-0	1	0	0	0/0	0	1.0	0	0	0	0	0	0	0	0	.000	0	0	0	0	0
26 Benes, Seth	0.00	0-0	1	0	0	0/0	0	1.0	0	0	0	0	2	0	0	0	.000	0	0	0	0	0
31 Whiteaker, Evan	0.00	0-0	1	0	0	0/0	0	1.0	1	1	0	0	1	1	0	0	.200	0	0	0	0	0
14 Foley, Connor	1.00	0-0	2	2	0	0/0	0	9.0	4	1	1	5	10	1	0	0	.133	1	2	0	0	0
45 Tonghini, Julian	4.05	0-1	4	0	0	0/0	0	6.2	6	3	3	3	13	1	0	1	.231	2	2	0	0	0
19 Keyster, Brandon	6.23	1-0	3	2	0	0/0	0	4.1	3	4	3	2	3	2	0	0	.176	0	1	0	0	1
29 Kraft, Ryan	6.75	0-0	3	1	0	0/0	0	4.0	6	4	3	1	3	3	0	0	.375	0	0	1	0	1
51 Risedorph, Brayden	8.31	1-1	3	0	0	0/0	1	8.2	10	10	8	5	7	0	0	1	.286	3	0	1	1	1
16 Moffitt, Jack	9.00	0-0	1	0	0	0/0	0	1.0	2	1	1	1	2	1	0	0	.400	0	0	0	0	0
43 Rybarczyk, Ty	17.18	0-0	2	2	0	0/0	0	3.2	9	7	7	2	3	2	0	3	.500	0	0	0	0	1
40 Phillips, Ethan	27.00	0-0	1	1	0	0/0	0	1.0	4	3	3	0	0	3	0	0	.571	0	0	0	0	0
Totals	4.01	6-3	10	10	0	0/0	1	89.2	85	49	40	32	79	19	0	7	.248	10	16	2	2	9
Opponents	6.67	3-6	10	10	0	0/0	1	89.0	99	78	66	39	70	21	2	18	.276	14	14	0	4	1

PB - Team (2), Stadler, J. 1, Schuyler 1. Pickoffs - Team (1), Stadler, J. 1, Opp (1). SBA/ATT - Stadler, J. (11-13), Schuyler (3-4), Risedorph (3-3), Foley (3-3), Buhr (1-2), Decker-Petty (2-2), Tonghini (2-2), Bothwell (1-1), Vogel (0-1), Whiteaker (1-1), Kraft (0-1), Keyster (1-1).



Indiana Baseball Conference statistics for Indiana (as of May 12, 2024) (Big Ten games only Sorted by Batting avg)



Record: 13-8 Home: 6-3 Away: 7-5 Big Ten: 13-8

Player	avg	gp-gs	ab	r	h	2b	3b	hr	rbi	tb	slg%	bb	hp	so	gdp	ob%	sf	sh	sb-att	po	a	e	fld%
23 Brenczewski, Joey	.416	20-20	77	20	32	5	0	3	23	46	.597	8	4	13	0	.494	0	1	2-2	92	3	0	1.000
20 Mitchell, Nick	.403	21-21	77	27	31	8	0	3	26	48	.623	18	4	17	1	.525	2	0	4-4	32	1	2	.943
32 Pyne, Josh	.305	21-21	82	17	25	10	0	1	15	38	.463	8	6	13	0	.402	1	1	2-4	8	27	4	.897
5 Taylor, Devin	.292	21-21	89	24	26	4	1	8	15	56	.629	9	3	17	1	.376	0	0	1-1	42	2	1	.978
8 Cerny, Tyler	.270	21-21	89	21	24	8	0	3	19	41	.461	7	3	20	0	.337	2	1	1-1	28	64	1	.989
44 Stadler, Jake	.254	20-19	63	11	16	3	0	0	13	19	.302	11	3	7	1	.385	1	0	0-0	159	5	2	.988
2 Oliver, Jasen	.238	21-21	80	12	19	3	1	3	14	33	.413	10	0	23	0	.322	0	1	0-0	27	40	3	.957
3 Mathison, Carter	.193	21-21	83	17	16	5	0	5	17	36	.434	12	0	20	0	.289	2	0	4-4	55	1	0	1.000

15 Burckel, Brandon	1.000	6-0	1	2	1	0	0	0	1	1	1.000	0	0	0	0	1.000	0	1	0-0	2	0	1	.667
12 Sefcik, Cal	.250	12-5	24	6	6	0	0	2	7	12	.500	4	0	8	0	.345	1	0	0-0	0	0	0	.000
13 Wiggins, Andrew	.235	10-6	17	7	4	0	0	1	5	7	.412	6	1	6	0	.458	0	0	0-0	2	0	0	1.000
9 Tibbitts, Brock	.222	9-9	36	4	8	1	0	0	3	9	.250	1	3	4	0	.293	1	0	0-1	71	4	0	1.000
10 Colopy, Morgan	.143	5-2	7	4	1	1	0	0	1	2	.286	2	0	3	0	.333	0	0	0-0	4	1	0	1.000
42 Bode, Austin	.125	6-2	8	2	1	0	0	0	0	1	.125	3	1	3	0	.417	0	0	0-0	0	0	0	.000
6 Schuyler, TJ	.000	9-0	3	0	0	0	0	0	0	0	.000	0	0	2	0	.000	0	0	0-0	14	0	0	1.000
28 Murrisson, Sam	.000	1-0	0	1	0	0	0	0	0	0	.000	0	0	0	0	.000	0	0	0-0	0	0	0	.000
7 Carlson, Hayden	.000	1-0	0	0	0	0	0	0	0	0	.000	0	0	0	0	.000	0	0	0-0	1	0	0	1.000
Totals	.285	21	736	175	210	48	2	29	159	349	.474	99	28	156	3	.386	10	5	14-17	546	176	19	.974
Opponents	.256	21	707	128	181	31	0	29	117	299	.423	90	24	187	3	.357	5	10	18-21	542	179	16	.978

LOB - Team (161), Opp (164). DPs turned - Team (9), Opp (8). CI - Team (2), Stadler, J. 2. IBB - Team (1), Mitchell 1, Opp (3). Picked off - Cerny 1.

(Big Ten games only Sorted by Earned run avg)

Player	era	w-l	app	gs	cg	sho	sv	ip	h	r	er	bb	so	2b	3b	hr	b/avg	wp	hp	bk	sfa	sha
24 Buhr, Drew	1.96	1-0	7	0	0	0/0	0	23.0	17	5	5	5	23	3	0	3	.210	0	1	0	0	2
14 Foley, Connor	3.42	2-0	5	5	0	0/0	0	23.2	12	9	9	13	31	3	0	2	.148	2	4	0	0	0
41 Bothwell, Ty	6.09	3-2	7	5	0	0/0	0	34.0	38	26	23	13	32	6	0	7	.275	2	6	0	1	1

21 Vogel, Jacob	0.00	1-0	8	0	0	0/0	0	12.1	7	0	0	5	9	0	0	0	.171	0	2	0	1	1
40 Phillips, Ethan	0.00	0-0	2	1	0	0/0	0	2.2	2	0	0	4	0	0	0	0	.222	1	0	0	0	0
55 Decker-Petty, Ayda	4.34	1-1	6	0	0	0/0	1	18.2	15	11	9	7	17	4	0	2	.208	3	4	0	0	0
19 Keyster, Brandon	6.23	1-0	5	2	0	0/0	0	4.1	3	4	3	3	2	2	0	0	.176	0	1	0	0	1
51 Risedorph, Brayden	7.13	3-2	8	1	0	0/0	1	17.2	21	16	14	12	17	1	0	3	.288	3	0	1	1	1
43 Rybarczyk, Ty	7.90	1-1	5	5	0	0/0	0	13.2	19	14	12	5	17	3	0	7	.328	1	1	1	0	1
30 Manase, Seti	8.10	0-0	3	0	0	0/0	0	3.1	6	3	3	0	4	0	0	1	.375	1	0	0	0	0
29 Kraft, Ryan	9.00	0-1	4	2	0	0/0	1	5.0	6	6	5	1	4	2	0	1	.286	0	0	1	0	0
39 Shaw, Eli	9.00	0-0	4	0	0	0/0	0	4.0	6	5	4	2	7	0	0	0	.333	2	0	0	0	0
31 Whiteaker, Evan	9.00	0-0	1	0	0	0/0	0	1.0	2	1	1	0	0	1	0	0	.400	0	0	0	0	0
26 Benes, Seth	9.00	0-0	1	0	0	0/0	0	1.0	1	1	1	0	2	0	0	1	.250	0	0	0	0	0
45 Tonghini, Julian	10.80	0-1	6	0	0	0/0	0	8.1	11	10	10	8	14	3	0	1	.314	3	3	0	0	2
18 Holderfield, Grant	10.80	0-0	2	0	0	0/0	0	1.2	3	2	2	4	1	0	0	0	.375	0	2	0	0	0
16 Moffitt, Jack	12.00	0-0	3	0	0	0/0	0	6.0	8	8	8	4	6	2	0	1	.348	2	0	0	1	0
34 Rushing, Ryan	37.80	0-0	3	0	0	0/0	0	1.2	4	7	7	4	1	1	0	0	.571	1	0	0	1	1
Totals	5.69	13-8	21	21	0	0/0	3	182.0	181	128	115	90	187	31	0	29	.256	21	24	3	5	10
Opponents	7.62	8-13	21	21	1	0/0	2	180.2	210	175	153	99	156	48	2	29	.285	19	28	1	10	5

PB - Team (5), Stadler, J. 4, Tibbitts 1, Opp (4). Pickoffs - Team (4), Foley 1, Bothwell 1, Rybarczyk 1, Stadler, J. 1, Opp (1). SBA/ATT - Stadler, J. (16-18), Bothwell (4-4), Risedorph (3-3), Foley (3-3), Decker-Petty (3-3), Schuyler (2-2), Buhr (1-2), Moffitt (1-2), Tonghini (1-1), Tibbitts (0-1), Kraft (0-1), Shaw (1-1), Keyster (1-1).

Indiana Baseball
Team Game-by-Game for Indiana (as of May 12, 2024)
Batting (All games)

Date	Opponent	ab	r	h	rbi	2b	3b	hr	tb	bb	ibb	sb	cs	hbp	sac	sf	gdp	k	po	a	e	lob	avg
Feb 16	vs DUKE	35	3	9	3	1	0	2	16	3	0	0	0	1	0	0	1	13	27	11	2	9	.257
Feb 17	at Coastal Carolina	36	7	10	7	1	0	2	17	5	0	0	0	3	0	1	0	12	27	4	2	11	.268
Feb 18	vs MASON	40	9	12	8	1	0	3	22	5	0	1	0	1	1	0	0	12	27	12	2	11	.279
Feb 20	MIAMI	35	12	13	12	7	0	1	23	5	1	1	0	1	0	2	0	6	27	11	1	7	.301
Feb 23	at Baylor	36	8	13	6	5	0	1	21	5	0	0	0	0	0	2	1	8	27	11	1	8	.313
Feb 24	at Baylor	39	6	12	6	2	0	2	20	3	0	3	0	2	0	0	0	7	27	3	0	11	.312
Feb 25	at Baylor	39	15	14	14	1	1	4	29	4	0	0	0	3	0	0	0	8	24	5	1	7	.319
Feb 27	PFW	35	6	9	6	1	0	1	13	7	0	0	1	2	0	1	1	8	27	5	1	12	.312
Mar 1	vs Alabama	23	0	1	0	0	0	0	1	1	0	1	0	0	0	0	0	13	21	6	2	3	.292
Mar 2	vs Dallas Baptist	40	9	15	8	4	1	0	21	3	0	0	1	0	0	1	0	7	27	6	1	8	.302
Mar 3	vs Arizona	27	1	5	1	0	0	0	5	1	0	0	0	0	0	0	0	3	21	7	1	6	.294
Mar 06	NORTHERN KENT	34	11	13	11	5	0	2	24	8	0	0	0	0	0	1	1	9	27	13	4	8	.301
Mar 09	TROY	31	1	5	1	1	0	1	9	3	0	0	0	1	0	0	0	9	27	6	0	7	.291
Mar 10	TROY	39	10	15	10	2	0	2	23	7	0	1	0	2	0	0	0	7	27	7	1	14	.299
Mar 10	TROY	37	11	9	11	4	1	1	18	10	0	0	1	2	0	1	0	7	27	5	2	12	.295
Mar 12	at Vanderbilt	34	5	7	5	0	0	0	7	4	0	0	0	4	0	1	1	13	24	10	1	11	.289
Mar 13	ILLINOIS STATE	32	6	11	6	2	0	0	13	1	0	0	0	1	0	0	0	5	21	9	2	7	.292
Mar 15	BELMONT	32	3	8	3	2	1	0	12	5	0	1	0	0	0	3	0	7	27	5	1	10	.290
Mar 16	BELMONT	38	15	14	15	6	0	2	26	8	0	0	0	5	0	2	0	8	27	6	0	14	.295
Mar 17	BELMONT	35	15	12	13	4	0	1	19	14	0	0	0	1	0	0	0	4	27	13	4	11	.297
Mar 19	at Indiana State	35	7	10	7	0	0	0	10	4	0	0	0	0	0	1	0	9	24	9	3	6	.296
*Mar 22	ILLINOIS	30	1	4	1	1	0	0	5	4	0	0	0	3	0	1	0	11	27	14	0	10	.290
*Mar 23	ILLINOIS	32	8	9	5	2	0	0	11	6	0	3	0	0	2	1	0	7	27	7	0	9	.290
*Mar 24	ILLINOIS	37	8	10	8	3	0	0	13	7	0	0	0	1	0	0	0	7	27	11	1	10	.289
Mar 26	MIDDLE TENNESS	38	12	15	12	2	0	4	29	6	0	2	0	2	0	1	0	5	27	4	2	11	.293
Mar 28	at Butler	31	2	6	2	0	0	0	6	3	0	0	0	0	0	1	0	8	24	11	2	6	.290
Mar 29	BUTLER	35	11	12	11	4	0	3	25	3	0	2	0	1	0	1	0	1	27	4	1	5	.292
Mar 30	BUTLER	38	22	20	21	2	1	5	39	7	0	1	0	1	0	1	0	7	21	2	1	7	.301
Mar 30	BUTLER	32	5	6	4	3	0	0	9	10	2	1	0	1	0	1	0	3	27	8	1	12	.298
Apr 02	INDIANA STATE	37	16	14	13	0	0	3	23	9	0	0	0	2	1	0	0	9	27	6	1	9	.300
*Apr 05	at Maryland	46	15	19	14	7	0	0	26	4	0	0	0	4	0	0	0	8	27	7	0	12	.305
*Apr 06	at Maryland	39	14	11	13	4	0	2	21	11	0	2	0	1	0	0	0	9	27	6	0	10	.304
*Apr 07	at Maryland	31	5	3	3	0	0	1	6	7	0	1	0	0	0	0	0	3	25	11	1	6	.299
*Apr 12	PENN STATE	31	4	5	3	0	0	0	5	6	0	0	0	0	1	0	0	11	27	9	2	7	.295
*Apr 13	PENN STATE	33	10	10	9	2	0	1	15	4	0	1	0	2	0	1	0	7	27	6	0	4	.295
*Apr 14	PENN STATE	39	12	16	12	0	0	3	25	5	0	2	0	1	0	0	0	9	27	9	1	9	.299
Apr 16	EVANSVILLE	32	4	7	4	3	0	0	10	2	0	0	0	1	1	1	0	5	27	4	1	6	.297
*Apr 20	at Minnesota	37	7	11	6	5	0	1	19	4	0	1	0	0	1	1	0	9	27	1	0	9	.297
*Apr 21	at Minnesota	29	2	8	2	2	0	0	10	1	0	0	0	0	0	1	0	7	18	4	1	8	.297
*Apr 21	at Minnesota	41	18	17	18	5	0	3	31	9	0	1	0	3	0	2	2	11	27	6	0	10	.300
Apr 24	at Ball State	48	7	12	6	4	0	0	16	8	1	1	0	1	0	1	0	13	36	10	3	15	.298
*Apr 26	RUTGERS	31	8	7	7	0	1	3	18	3	0	0	0	0	0	0	0	5	27	12	2	2	.297
*Apr 27	RUTGERS	39	12	16	12	2	1	3	29	4	0	0	1	2	0	0	0	8	27	7	0	9	.300
*Apr 28	RUTGERS	29	18	12	15	3	0	5	30	7	0	1	0	4	0	0	0	3	21	11	2	4	.302
*May 03	at Purdue	32	4	8	4	3	0	1	14	2	0	1	1	0	0	1	0	7	24	11	4	4	.301
*May 04	at Purdue	40	10	13	10	4	0	1	20	1	0	0	0	1	0	0	1	5	27	12	2	5	.301
*May 05	at Purdue	34	5	8	4	1	0	0	9	5	0	0	1	1	0	0	0	5	27	7	0	8	.300
*May 10	at Nebraska	37	10	11	9	3	0	2	20	3	1	1	0	2	0	2	0	7	27	6	0	7	.300
*May 11	at Nebraska	35	2	6	2	1	0	1	10	4	0	0	0	2	1	0	0	12	29	7	0	10	.297
*May 12	at Nebraska	34	2	6	2	0	0	2	12	2	0	0	0	1	0	0	0	5	24	12	3	8	.295
Totals		1759	414	519	385	115	7	69	855	253	5	29	6	66	8	33	8	382	1302	389	63	425	.295

2024 INDIANA BASEBALL STATS - GAME-BY-GAME (PITCHING)

Indiana Baseball
Team Game-by-Game for Indiana (as of May 12, 2024)
Pitching (All games)

Date	Opponent	ip	h	r	er	bb	so	2b	3b	hr	wp	bk	hbp	dp	ibb	score	w-l	sv	era
Feb 16	vs DUKE	9.0	10	6	6	3	7	3	0	3	0	0	1	1	0	3-6	0-1	0	6.00
Feb 17	at Coastal Carolina	9.0	6	2	0	4	10	2	0	0	1	1	1	0	0	7-2	1-1	0	3.00
Feb 18	vs MASON	9.0	4	3	2	2	9	1	0	0	0	0	3	0	0	9-3	2-1	1	2.67
Feb 20	MIAMI	9.0	9	6	5	1	12	3	0	3	0	0	2	1	0	12-6	3-1	1	3.25
Feb 23	at Baylor	9.0	8	4	4	5	10	3	0	0	0	0	0	1	0	8-4	4-1	2	3.40
Feb 24	at Baylor	9.0	4	1	1	4	10	0	0	0	1	0	0	0	0	6-1	5-1	3	3.00
Feb 25	at Baylor	8.0	11	5	5	5	8	1	0	0	1	1	1	1	0	15-5	6-1	3	3.34
Feb 27	PFW	9.0	12	9	9	4	12	0	0	5	0	0	0	0	0	6-9	6-2	3	4.06
Mar 1	vs Alabama	7.0	11	12	10	5	5	4	0	1	2	0	5	1	0	0-12	6-3	3	4.85
Mar 2	vs Dallas Baptist	9.0	9	7	6	4	12	0	0	2	0	0	2	1	0	9-7	7-3	3	4.97
Mar 3	vs Arizona	7.0	10	12	12	6	8	2	0	0	1	0	1	1	0	1-12	7-4	3	5.74
Mar 06	NORTHERN KENT	9.0	9	5	2	7	9	3	0	0	0	0	0	3	0	11-5	8-4	4	5.42
Mar 09	TROY	9.0	10	8	8	6	13	1	0	4	1	0	2	0	0	1-8	8-5	4	5.62
Mar 10	TROY	9.0	8	7	6	10	8	1	0	1	0	0	0	0	0	10-7	9-5	5	5.65
Mar 10	TROY	9.0	10	15	14	12	14	2	0	3	3	0	3	0	0	11-15	9-6	5	6.23
Mar 12	at Vanderbilt	8.0	12	13	13	6	9	2	0	2	3	0	1	2	0	5-13	9-7	5	6.72
Mar 13	ILLINOIS STATE	7.0	15	16	13	3	4	2	0	4	1	0	2	1	0	6-16	9-8	5	7.20
Mar 15	BELMONT	9.0	7	9	6	3	9	0	0	3	1	0	0	0	0	3-9	9-9	5	7.13
Mar 16	BELMONT	9.0	10	10	10	5	15	2	0	3	0	0	2	0	0	15-10	10-9	5	7.29
Mar 17	BELMONT	9.0	10	7	1	3	8	2	0	1	0	0	3	1	0	15-7	11-9	5	6.96
Mar 19	at Indiana State	8.0	13	15	14	2	6	1	0	5	1	0	4	0	0	7-15	11-10	5	7.35
*Mar 22	ILLINOIS	9.0	10	9	9	7	3	2	0	0	1	0	2	1	0	1-9	11-11	5	7.43
*Mar 23	ILLINOIS	9.0	3	1	1	3	12	1	0	0	0	0	0	0	0	8-1	12-11	5	7.14
*Mar 24	ILLINOIS	9.0	20	15	15	9	8	4	0	3	2	0	1	0	0	8-15	12-12	5	7.48
Mar 26	MIDDLE TENNESS	9.0	8	5	4	1	18	1	0	1	0	0	0	0	0	12-5	13-12	6	7.33
Mar 28	at Butler	8.0	10	6	6	2	8	3	0	3	4	0	1	0	1	2-6	13-13	6	7.31
Mar 29	BUTLER	9.0	7	2	2	0	10	0	0	1	0	0	1	0	0	11-2	14-13	6	7.11
Mar 30	BUTLER	7.0	3	3	3	3	12	0	0	1	1	0	0	0	0	22-3	15-13	6	7.01
Mar 30	BUTLER	9.0	10	8	8	5	11	1	0	2	0	0	0	1	1	5-8	15-14	6	7.05
Apr 02	INDIANA STATE	9.0	9	7	7	5	16	2	0	2	1	0	3	0	1	16-7	16-14	6	7.05
*Apr 05	at Maryland	9.0	7	4	3	6	8	1	0	1	1	0	0	0	0	15-4	17-14	6	6.91
*Apr 06	at Maryland	9.0	4	2	2	4	13	0	0	0	2	0	2	0	0	14-2	18-14	6	6.75
*Apr 07	at Maryland	8.1	10	6	4	6	7	3	0	0	0	1	2	1	1	5-6	18-15	6	6.68
*Apr 12	PENN STATE	9.0	14	15	14	3	9	1	0	7	1	0	1	1	0	4-15	18-16	6	6.90
*Apr 13	PENN STATE	9.0	11	9	9	5	12	2	0	2	0	0	0	1	0	10-9	19-16	6	6.97
*Apr 14	PENN STATE	9.0	5	3	3	4	11	0	0	2	1	0	1	1	0	12-3	20-16	7	6.85
Apr 16	EVANSVILLE	9.0	4	5	5	8	10	1	0	1	1	0	3	0	0	4-5	20-17	7	6.80
*Apr 20	at Minnesota	9.0	3	1	1	5	16	0	0	1	0	0	0	0	0	7-1	21-17	7	6.64
*Apr 21	at Minnesota	6.0	11	13	12	6	12	3	0	2	3	0	0	0	0	2-13	21-18	7	6.84
*Apr 21	at Minnesota	9.0	12	8	8	5	9	1	0	4	0	0	1	0	0	18-8	22-18	8	6.87
Apr 24	at Ball State	12.0	14	7	6	5	12	6	0	0	0	0	2	0	0	7-7	22-18	8	6.79
*Apr 26	RUTGERS	9.0	7	3	3	1	8	1	0	0	3	0	2	0	0	8-3	23-18	9	6.70
*Apr 27	RUTGERS	9.0	11	6	6	2	8	3	0	0	1	0	3	0	0	12-6	24-18	9	6.68
*Apr 28	RUTGERS	7.0	5	6	5	2	4	0	0	3	0	0	1	1	0	18-6	25-18	9	6.68
*May 03	at Purdue	8.0	10	7	4	5	6	1	0	0	1	0	0	1	0	4-7	25-19	9	6.63
*May 04	at Purdue	9.0	7	2	1	3	4	0	0	0	1	0	2	1	0	10-2	26-19	9	6.51
*May 05	at Purdue	9.0	7	4	4	4	8	2	0	0	1	0	3	0	0	5-4	27-19	9	6.45
*May 10	at Nebraska	9.0	9	5	5	4	9	1	0	1	1	1	1	0	0	10-5	28-19	9	6.42
*May 11	at Nebraska	9.2	7	5	5	5	14	2	0	3	1	0	1	0	1	2-5	28-20	9	6.38
*May 12	at Nebraska	8.0	8	4	.1	1	6	3	0	0	1	1	1	1	1	2-4	28-21	9	6.28
Totals		434.0	444	343	303	219	482	80	0	80	44	5	67	24	6	414-343	28-21	9	6.28

2024 PRESEASON PRIMER

2023 Review

After starting a lineup consisting mostly of freshmen in 2022, the Hoosiers took a massive step forward in 2023 with a program filled with budding stars.

IU improved from 27 to 43 wins in 2023, a 16-win turnaround led by a strong sophomore core featuring Brock Tibbitts, Josh Pyne, Carter Mathison and transfer pitcher Luke Sinnard.

Along with a collection of talented freshmen in Devin Taylor ('23 Big Ten Freshman of the Year), Tyler Cerny, Brayden Risedorph and Connor Foley, IU returned to the NCAA Tournament for the first time since 2019.

The Hoosiers came within one win of a Super Regional date with overall No. 1 seed LSU, dropping the final two games of the regional to the hosts Kentucky.

IU finished second in the Big Ten but had a chance to clinch a share of the title on the final weekend. Taylor and relief pitcher Ryan Kraft were First Team All-Big Ten selections after dominating years.

Head coach Jeff Mercer tallied the first 40-win season of his head-coaching career and returned the Hoosiers to the 40-win plateau for the first time since 2014.

Phillip Glasser and Craig Yoho saw their names selected in the MLB Draft while IU totaled three Freshman All-Americans for the second-straight year.

A dominating force at home, IU won a record 26 games at Bart Kaufman Field and finished the season 26-4 in the friendly confines. IU finished 16-8 in Big Ten play, coming within a game of first-place Maryland for the title.

Peter Serruto's walk-off home run over Kentucky sent the Hoosiers to the NCAA Regional final for the first time since 2014 while Luke Sinnard broke IU's single-season strikeout record in 2023.

IU picked up wins over powerhouses Texas, Louisville and Auburn in 2023 to give it the highest RPI in the Big Ten at 30.

The Hoosiers return five position starters for the 2024 season.

2024 Preseason Primer

After an appearance in the NCAA Regional finals a season ago, the Indiana Baseball program gets ready to open the 2024 season in February with a roster full of young and dynamic talent.

Armed with an outstanding coaching staff and array of talented players, IU will be among the top contenders in the Big Ten across preseason publications come February.

The Core Five in the Field

Albeit graduating starting shortstop Phillip Glasser, a 10th round pick of the Washington Nationals, IU returns four of its five best offensive options as well as Glasser's replacement in sophomore Tyler Cerny.

Cerny (.276) along with junior Brock Tibbitts (.357), sophomore Devin Taylor (.315), junior Carter Mathison (.311) and junior Josh Pyne (.295) make up a stellar offensive core for head coach Jeff Mercer in 2024.

The five players, four of which are draft eligible in 2024, combined for 52 home runs last season and contributed 275 runs batted in for the Hoosiers. Mathison and Taylor will pair with Western Illinois transfer Nick Mitchell to make up one of the most potent offensive outfields in the entire country.

Testing the Team Early

No stranger to scheduling tough tests early in the non-conference season, Mercer has once again loaded up the first part of his schedule to test his program early.

IU will face seven NCAA tournament teams from last season across the first four weekends with a three-game set on the road at Baylor sprinkled in the same stretch.

The Hoosiers have faced an SEC team in the non-conference in each of Mercer's seasons at the helm. IU went to Tennessee (2019), LSU (2020) and Auburn (2023) and have had matchups in round robin tournaments in Texas against Arkansas (2022) and Alabama (2024).

Young and Deep on the Mound

Even without the services of right-handed pitcher Luke Sinnard, who is expected to miss the entire of the 2024 season, IU has a strong collection of arms that have continued to develop under third-year pitching coach Dustin Glant.

IU won't ride a traditional starting rotation, electing to attack each day of the weekend series one at a time. Seven pitchers return in 2024 who made at least 13 appearances on the mound last year including sophomore Brayden Risedorph (25), junior Ryan Kraft (21) and sophomore Connor Foley (20).

Grant Holderfield, who made 25 appearances as a freshman in 2022, makes his return to action after missing last year through injury. Impact transfers Ben Grable (Northwestern), Jack Moffitt (Gonzaga), Drew Buhr (Bellarmine) and Julian Tonghini (Boston College) add depth to IU's collection of options out of the bullpen.

The Big Ten Standard

Since IU's magical 2013 season, which took the program to its first College World Series, it has been the standard for the rest of the Big Ten when it comes to success.

Over the past seven years, IU has the joint-most wins in conference play (112). The Hoosiers have won the most Big Ten regular season titles (3) since 2013) while also making the most NCAA Tournament appearances (7) in the same span.

IU holds the longest streak of consecutive Big Ten Tournament appearances (10 straight) and has made four NCAA regional finals since 1999.

Since opening Bart Kaufman Field in 2013, IU has created one of the best home environments. The Hoosiers have 189 home wins in the time frame including a 26-4 record in 2023.

40 is the Magic Number

The standard of success in a college baseball season is eclipsing 40 wins. The Hoosiers did so last year in the regular season, winning the 40th game of the year on the final day at Michigan State before winning three more in the postseason.

Since college baseball went to a standard 56-game schedule in 1991, IU has had five 40-win seasons, all of which have resulted in NCAA Tournament bids. The Hoosiers will be searching for its first back-to-back 40-win seasons since 2013-14. IU has never won 40 regular season games in back-to-back years.

Over the course of the season, Mercer will be chasing 250 career wins. He is 31 shy of 250 and will be looking for his third season of 37+ wins in his first full four years (2020 and 2021 were shortened).

POLLS AND RANKINGS

NCBWA POLL (April 22)

Rank	Team	Record
1.	Texas A&M	35-5
2.	Arkansas	34-6
3.	Tennessee	33-7
4.	Clemson	32-7
5.	Duke	29-11
6.	Kentucky	32-7
7.	East Carolina	31-8
8.	Florida State	31-8
9.	Wake Forest	26-13
10.	Vanderbilt	29-11
11.	Oregon State	30-9
12.	Virginia	30-11
13.	Coastal Carolina	27-12
14.	North Carolina	30-10
15.	UC Irvine	28-8
16.	Louisiana	31-11
17.	Arizona	24-14
18.	Oregon	27-12
19.	South Carolina	27-13
20.	Oklahoma	24-14
21.	Georgia	29-10
22.	Indiana State	29-8
23.	Alabama	25-15
24.	NC State	22-15
25.	Oklahoma State	26-14

D1 Baseball (May 13)

Rank	Team	Record
1.	Tennessee	42-10
2.	Kentucky	37-11
3.	Arkansas	42-10
4.	Clemson	37-13
5.	Texas A&M	42-10
6.	Oregon State	39-12
7.	North Carolina	39-11
8.	Wake Forest	36-16
9.	Georgia	38-12
10.	Florida State	37-12
11.	Duke	34-16
12.	Oklahoma	32-17
13.	East Carolina	37-13
14.	Arizona	32-18
15.	UC Irvine	38-10
16.	Mississippi State	33-18
17.	NC State	29-19
18.	Virginia	37-14
19.	Oklahoma State	34-16
20.	Indiana State	36-11
21.	Louisiana	38-15
22.	UC Santa Barbara	35-12
23.	Oregon	34-16
24.	South Carolina	33-18
25.	Texas	32-20

BASEBALL AMERICA (May 13)

Rank	Team	Record
1.	Tennessee	42-10
2.	Kentucky	37-11
3.	Arkansas	42-10
4.	North Carolina	39-11
5.	Texas A&M	42-10
6.	Georgia	38-12
7.	Wake Forest	36-16
8.	Oregon State	39-12
9.	NC State	29-19
10.	Clemson	37-13
11.	Florida State	37-12
12.	East Carolina	37-13
13.	Duke	34-16
14.	Virginia	37-14
15.	Mississippi State	33-18
16.	Oklahoma	32-17
17.	UC Irvine	38-10
18.	UC Santa Barbara	35-12
19.	Oklahoma State	34-16
20.	Oregon	34-16
21.	Arizona	32-18
22.	Louisiana	38-15
23.	Indiana State	36-11
24.	Texas	32-20
24.	Southern Miss	34-17

THE MERCER ERA

The best 10 outputs from the Hoosiers since Jeff Mercer became the head baseball coach in 2019.

Offense

Runs	
26	Purdue (May 12, 2023)
23	Minnesota (April 25, 2021)
23	Morehead State (March 16, 2023)
22	Penn State (April 2, 2023)
22	Butler (March 30, 2024)
20	Kentucky (March 15, 2022)
20	Maryland (March 30, 2019)
19	Maryland (March 31, 2019)

Hits	
25	Purdue (May 12, 2023)
23	Kentucky (March 15, 2022)
22	Purdue (April 10, 2022)
20	Morehead State (March 15, 2023)
20	Butler (March 30, 2024)
19	Iowa (May 19, 2022)
19	Maryland (April 5, 2024)
18	Penn State (April 2, 2023)
18	Illinois (April 15, 2023)
18	Ohio (April 22, 2023)
18	Canisius (March 15, 2019)
18	Maryland (March 30, 2019)

Home Runs	
9	Maryland (March 30, 2019)
8	Purdue (May 12, 2023)
6	Kentucky (March 15, 2022)
5	Indiana State (March 19, 2019)
5	Morehead State (March 16, 2023)
5	Ball State (April 16, 2019)
5	Butler (March 30, 2024)
5	Rutgers (April 28, 2024)

Pitching

Strikeouts	
18	Middle Tennessee (March 26, 2024)
18	Maryland (May 26, 2022)
18	Penn State (March 13, 2021)
17	Maryland (March 31, 2019)
17	Clemson (Feb. 18, 2022)
17	Illinois (May 18, 2021)
17	Iowa (April 8, 2023)
16	13 times: last at Minnesota (April 20, 2024)

Team

Run Differential	
+22	Minnesota (April 25, 2021)
+19	Butler (March 30, 2024)
+18	Morehead State (March 16, 2023)
+15	Purdue (May 12, 2023)
+15	Purdue (March 4, 2020)
+15	Maryland (March 30, 2019)
+15	Maryland (March 31, 2019)
+15	Ohio (April 22, 2023)
+14	Purdue Fort Wayne (March 8, 2023)
+13	Miami (Ohio) (March 1, 2022)
+13	Kentucky (March 15, 2022)
+13	Illinois (April 15, 2023)

HOOSIER NOTES

NEWCOMERS

• Per the standard of the program, head coach Jeff Mercer has dipped into the transfer portal for positions of need while maintaining a firm commitment to recruiting the best talent in the Midwest.

• Nick Mitchell (OF, Western Illinois) is an Indiana native and was one of the best transfers available in the country while Andrew Wiggins (OF, Indianapolis, Ind.) was one of the top prep bats to make it to campus in the country.

Impact Transfers	2023 School
Burckel, Brandon (INF)	Houston
Moffitt, Jack (RHP)	Gonzaga
Mitchell, Nick (OF)	Western Illinois
Buhr, Drew (RHP)	Bellarmine
Tonghini, Julian (RHP)	Boston College
Grable, Ben (RHP)	Northwestern

Impact Freshmen	2023 National Ranking
Wiggins, Andrew (OF/RHP)	#37 (Perfect Game)
Oliver, Jasen (INF)	#142 (Perfect Game)
Rushing Ryan (LHP)	#215 (Perfect Game)

BACK FROM INJURY

• Season-ending injuries decimated key position groups for the Hoosiers in 2023. Grant Holderfield, a standout reliever in 2022, missed the entire year while IU's top prep offensive player, AJ Shepard, also missed the 2023 campaign.

• Both players are expected back in some capacity with Holderfield serving as a left-handed matchup option out of the bullpen and Shepard serving as a catcher and first baseman on rotation.

MISSING PIECES

• As is common in baseball, the Hoosiers will be without a handful of viable options for 2024. The notable is IU's single-season strikeout king, Luke Sinnard, who suffered an injury in the NCAA Regional.

Player	Position
Sinnard, Luke	RHP
Bakes, Brayden	OF
Bohnert, Matt	LHP
Grable, Ben	RHP
O'Neill, Evan	RHP

MERCER STACKING UP WINS

• One of the best young coaches in the entire country, Mercer has continued a strong foundation of success in Bloomington. He is closing in on 250 career victories despite having the 2020 season canceled and the 2021 season shortened.

Career Wins

Year (School)	Wins
2024 (Indiana)	28
2023 (Indiana)	43
2022 (Indiana)	27
2021 (Indiana)	26*
2020 (Indiana)	9*
2019 (Indiana)	37
2018 (Wright State)	39
2017 (Wright State)	38
Career	247

THE HIGH SCHOOL MODEL

• Starting with the 2022 class, Mercer has begun to recruit high-level Midwest talent while showcasing the ability to get them to campus and develop them into professional talent.

• Some of the best players from Indiana (Tyler Cerny), Ohio (Devin Taylor), Illinois (Ryan Kraft), Michigan (Jasen Oliver) have chosen to come to Bloomington. IU's 2023 class was top-20 nationally by the Collegiate Baseball Newspaper with the 2024 and 2025 classes rated among the best in the country.

FRESHMEN IMPACT

• In line with vision of recruiting the best talent in the Midwest, freshmen at IU have come to campus and made an immediate impact for the Hoosiers.

First-Year Accomplishments

Player (Year)	Accomplishment
Devin Taylor ('23)	Big Ten Freshman of the Year
Devin Taylor ('23)	First Team All-Big Ten
Carter Mathison ('22)	Freshman Home Run Record

Big Ten Freshman All-Americans (since 2019)

	Indiana
7	
3	Maryland
3	Iowa
3	Nebraska



Sophomore outfielder **Devin Taylor**

THE BIG TEN STANDARD

Over the last 12 years, the Indiana Baseball team has been the standard of excellence in the Big Ten Conference and has set the expectation for player development and team production in the Midwest.

Big Ten Wins *(since 2016)*

125	Indiana
125	Michigan
125	Nebraska
124	Iowa
122	Maryland

Big Ten Tournament Streak *(not contested in 2020 and 2021)*

10*	Indiana
9*	Michigan
9	Iowa
5	Illinois

NCAA Tournament Appearances *(since 2013)*

7	Indiana
6	Maryland
5	Michigan
5	Nebraska

NCAA Regional Finals *(since 1999, Big Ten years only)*

5	Michigan
5	Minnesota
4	Indiana
4	Maryland
4	Ohio State

Big Ten Regular Season Titles *(since 2013)*

3	Indiana
2	Minnesota
2	Maryland
2	Nebraska
1	Illinois

SCOUTS IN THE STANDS

There will be a heavy presence of scouts in the stands at Bart Kaufman Field this spring with a large amount of draft-eligible players on the IU roster.

Juniors to Watch *(likely to be MLB draft picks)*

Carter Mathison	Fort Wayne, Ind.
Brock Tibbitts	New Albany, Ohio
Nick Mitchell	Carmel, Ind.
Ryan Kraft	Mokena, Ill.
Josh Pyne	Bloomfield, Ind.
Luke Sinnard*	Hendersonville, Tenn.
Grant Holderfield	Oak Park, Ill.

Draft Eligible Sophomores *(among impact starters)*

Connor Foley	Jasper, Ind.
Brayden Risedorph	Kendallville, Ind.
Tyler Cerny	Greenwood, Ind.

Top-10 Round MLB Draft Picks *(under Jeff Mercer)*

Round	Player (Team)
2	Matt Gorski (Pirates)
3	McCade Brown (Rockies)
5	Jack Perkins (Athletics)
6	Andrew Saalfrank (Diamondbacks)
6	Tanner Gordon (Braves)
7	Gabe Bierman (Marlins)
8	Craig Yoho (Brewers)
10	Phillip Glasser (Nationals)
10	Matt Litwicki (Red Sox)
10	Tommy Sommer (White Sox)

TEAM NOTES

SEASON OPENING WEEKENDS

• For the first time under head coach Jeff Mercer, the Hoosiers opened the non-conference season in a round-robin invitational. Known for scheduling tough in the month of February, this year will be no different.

• After a close loss to No.12 Duke and its ace Jonathan Santucci, IU responded by beating No. 18 Coastal Carolina and George Mason by a combined score of 16-5.

Opening Weekends *(under Mercer)*

Year	Opponent	Record
2024	Duke, Coastal Carolina, George Mason	2-1
2023	at Auburn	1-2
2022	at Clemson	0-3
2021	<i>Big Ten Only Schedule</i>	-
2020	at LSU	1-2
2019	at Memphis	2-1

HOMEFIELD ADVANTAGE

• The Hoosiers reached 200 all-time wins at Bart Kaufman Field after a 12-3 dominant victory over Penn State on April 14th, 2024.

Bart Kaufman Record *(opened in 2013)*

Year	Record
2024	15-10
2023	26-4
2022	15-9
2021	14-6
2020*	3-2
2019	21-5
2018	21-5
2017	16-10-1
2016	19-6
2015	17-8
2014	18-3
2013	19-3
All-Time Wins	203

IMPACT FRESHMAN CLASS

• D1 Baseball ranked IU's incoming freshman class No. 20 in the nation with only players that signed and made it to campus considered for the list.

• Among the players mentioned by D1 Baseball included outfielder Andrew Wiggins (Indianapolis, Ind.), infielders Cal Sefcik (Palos Heights, Ill.) and Jasen Oliver (Almont, Mich.) and pitcher Ryan Rushing (Bradenton, Fla.).

NO DAYS OFF IN THE NON-CONFERENCE

• Mercer has never backed away from scheduling tough in the non-conference, helping expose his teams to top talent early in the years. Excluding the Big Ten only schedule in 2021, Mercer has played some of the best teams in the country in the opening three weekends of the year.

Tough Non-Conference Foes *(since Mercer arrived in 2019)*

Year	Opponents
2024	Duke, Alabama, Baylor, Arizona, Coastal Carolina
2023	Auburn, Texas, East Carolina
2022	Clemson, Arkansas, Stanford
2020	LSU, Ole Miss, East Carolina
2019	Tennessee, Coastal Carolina, Oregon State

BOMBS AWAY

• Stacked from top to bottom with power in the lineup, IU has turned into a big offensive threat in the Big Ten and the nation. The 2023 Hoosiers turned in 77 home runs in 63 games and could be in store for a massive year, paced by the bats of Devin Taylor, Carter Mathison and Brock Tibbitts.

Most Home Runs *(in two-year span)*

Home Runs	Years
163	2018-2019
148	1985-1986
146*	2023-2024
143	2017-2018

PRESEASON PREDICTIONS

• Indiana, and Big Ten foe Iowa, have been at the top of all major outlets as the teams to beat in the conference this year. Iowa, which boasts an electric pitching staff and Indiana, which has one of the most talented offensive lineups in the nation, won't meet in the regular season but are expected to battle for the Big Ten crown.

• D1 Baseball projected Indiana and Iowa as the only two Big Ten teams to make the NCAA Tournament but have a multitude of programs in the "teams to watch" category.

• Both Indiana and Iowa have featured in the D1 Baseball and Baseball America polls.

Big Ten Rankings *(baseball media outlets)*

Outlet	Ranking
D1 Baseball	2nd
Big Ten Coaches	2nd



Sophomore pitcher **Ethan Phillips**

THE BREAKDOWN

Indiana's offense has been on a roll in 2024, threatening push this year's team into a number of top-10 categories in program history.

Led by juniors Carter Mathison, Brock Tibbitts and Josh Pyne and a collection of underclassmen in Devin Taylor, Tyler Cerny and Jasen Oliver, IU has its share of talented bats.

.300 Hitters (qualified hitters)

.358	Nick Mitchell
.354	Joey Brenzewski
.347	Devin Taylor
.321	Tyler Cerny
.317	Brock Tibbitts

8+ Home Runs

14	Devin Taylor
12	Carter Mathison
9	Tyler Cerny

50+ Hits

70	Tyler Cerny
70	Devin Taylor
59	Josh Pyne
59	Nick Mitchell
51	Joey Brenzewski

Team Performances

Runs	
8+ Runs	26
10+ Runs	20
15+ Runs	8
20+ Runs	1

Hits	
10+ Hits	29
15+ Hits	8
20+ Hits	1

Misc.	
10+ Hits and 10+ Walks	3
7+ XBH	8
3+ HR	11

TEAM NUMBERS - OFFENSE

Single Season - Team Runs Scored

Rank	Year	Runs
1.	1985	639
2.	1986	501
3.	1988	489
4.	2023	486
5.	1992	476
6.	1999	456
7.	1984	454
8.	1987	450
9.	2008	439
10.	2013	434
	2024	414

Single Season - Team Runs Per Game

Rank	Year	Runs Per Game
1.	1992	8.65
2.	1999	8.44
3.	1988	8.43
4.	1986	8.35
5.	1985	8.30
6.	2023	7.71
7.	1987	7.50
8.	2008	7.20
9.	1984	7.09
10.	2013	6.68
	2024	8.28

Single Season - Team Home Runs

Rank	Year	Home Runs
1.	2019	95
2.	2010	85
3.	1992	82
4.	1985	81
5.	2023	77
6.	2017	75
7.	2022	73
8.	2024	69
9.	2018	68
10.	1986	67
	1999	67

Single Season - Walks

Rank	Year	Walks
1.	1985	382
2.	1996	327
3.	1995	310
4.	1998	307
5.	1987	305
6.	1993	302
7.	2022	301
8.	1997	299
9.	1992	291
	2003	291
	2024	253

Single Season - Hit by Pitches

Rank	Year	HBP
1.	2008	86
2.	2009	75
	2023	75
4.	2013	73
5.	2010	72
6.	2018	70
7.	1999	68
	2019	68
9.	1997	66
	2024	66
10.	2017	65

Single Season - Doubles

Rank	Year	Doubles
1.	1984	138
2.	2013	134
3.	1992	131
	2023	131
5.	2010	127
6.	1986	126
7.	1985	120
	1991	120
9.	2009	119
	2008	119
	2024	115



Sophomore **Tyler Cerny** and freshman **Jasen Oliver**



Sophomores **Tyler Cerny** and **Devin Taylor**

THE RACE IS ON

This year is shaping up to be one of the best Big Ten title races in recent memory. Heading into the final three weeks of the year, five teams are separated by just one game.

All five teams in contention will play at least one of the other four teams in its immediate surrounding. IU had the toughest run-in with three of the other four top teams. The Hoosiers already played Illinois.

Big Ten Standings (as of May 13th)

Illinois	15-6
Nebraska	14-7
Indiana	13-8
Purdue	13-8
Michigan	13-8
Iowa	14-9

The Remaining Schedule

Purdue	vs. ILL
Illinois	at PUR
Nebraska	at MSU
Indiana	vs. MICH
Michigan	at IND
Iowa	N/A

RPI Leaders (as of May 6th)

Nebraska	30
Maryland	35
Indiana	56
Illinois	58
Rutgers	66
Purdue	68

The Hoosier Opportunity

Indiana has the chance to add needed wins to a resume that continues to grow. Despite all the injuries and tough losses, IU has a chance to make a run in May.

Quad 2 Opportunities	at Louisville
Quad 3 Opportunities	vs. Michigan (x3)
Big Ten Tournament	2 Guaranteed Games

TEAM NUMBERS - OFFENSE

THE MONTH OF APRIL

After a rough stretch in March, the Hoosiers completely flipped the script in the month of April. IU went 10-4-1 with wins over Indiana State, Maryland (x2) and Rutgers (x3). IU won all four Big Ten series and finished the month off with a dominant sweep of Rutgers, a series that saw the home team hit 11 home runs and score 38 runs.

Despite the struggles at times, the Hoosiers are set up nicely to make a run at their first Big Ten title since 2019. Both remaining opponents are currently slated to be Big Ten tournament teams are near IU in the standings.

April Stats (Indiana)

Team	
Record	10-4-1
Big Ten Record	9-3

Offense

Batting Average	.310 (168-542)
Runs	152
Doubles	37
Home Runs	25
Runs Batted In	137

Pitching

Earned Run Average	5.98
Strikeouts	155
Earned Runs	88

Big Ten Only Stats (Indiana)

Record	10-5
Big Ten Series	4-1
Month of April	9-3

SERIES WINNERS

IU won five-straight Big Ten series for the first time since 2019 before dropping a tight three-game set in Lincoln last weekend.

Big Ten Series Consecutive Wins

2014	8
2016	6
2019	5
2024	5

Key Storylines for Month of May

Big Ten Up for Grabs

As open as it's been in a number of years, the Big Ten race will surely come down to the final weekend of the season. IU might be out of the running but not completely. The Hoosiers host Michigan on the final weekend and will need a sweep and some help.

Joey B and Nick Stay Hot

The month of April was very kind to Joey Brenzewski (R-Fr., 1B) and Nick Mitchell (Jr., RF). The pair of Indiana natives each hit above .400 in 15 games last month and combined for six home runs and 43 RBIs. In Big Ten play, both above .400 with 30+ base knocks each.

Bullpen Getting the Job Done

A number of injuries have forced guys into big roles early in the year. The Hoosiers have found a number of arms to step up and give big performances ahead of the stretch run. Jacob Vogel (0.00 ERA in April), Drew Buhr (2.30 ERA) and Aydan Decker-Petty (2.31 ERA) were all phenomenal last month.

Getting Some Guys Healthy

Brock Tibbitts, Andrew Wiggins and Connor Foley all returned in the weekend series at Purdue and provided a much-needed spark. Tibbitts missed the whole month but played first base all three games while Wiggins and Foley have missed the past two weeks but returned to their roles in May.

Work While You Wait

Cal Sefcik is the perfect embodiment of the "work while you wait" mantra that head coach Jeff Mercer preaches. Despite struggles in his first two months of college, Sefcik has been forced into the DH role due to injury.

In the weekend sweep of Rutgers, Sefcik had a pair of home runs and clutch hits including a big two-run home run on Friday and the go-ahead single on Saturday. His walk in the second inning on Sunday kickstarted a nine-run frame for the Hoosiers.



Graduate pitcher **Drew Buhr**



Junior **Nick Mitchell**

THE STANDARD

BY THE NUMBERS

Combined numbers of Mathison, Tibbitts and Pyne.

Career Games Played

Player	Career Games
Carter Mathison	172
Josh Pyne	169
Brock Tibbitts	158

Career Starts

Player	Career Starts
Carter Mathison	168
Josh Pyne	168
Brock Tibbitts	156

Career Hits

Player	Career Hits
Josh Pyne	208
Brock Tibbitts	188
Carter Mathison	173

Career Home Runs

Player	Career Home Runs
Carter Mathison	41
Brock Tibbitts	22
Josh Pyne	15

Career RBI's

Player	Career RBI's
Josh Pyne	146
Brock Tibbitts	145
Carter Mathison	144

Career Doubles

Player	Career Doubles
Josh Pyne	56
Brock Tibbitts	38
Carter Mathison	38

THREE-HEADED MONSTER

THE PROGRAM'S FOUNDATION

• Brock Tibbitts, Josh Pyne and Carter Mathison helped make up the first full signing class that head coach Jeff Mercer brought to campus in program history. Signed in the 2020-21 school year and arriving on campus for the 2022 season, these three have been indispensable in the Hoosier lineup.

• In fact, there hasn't been a game since the beginning of 2022 that Mathison hasn't played in. There were only three that Pyne didn't appear in. Before an injury to Tibbitts in April of 2024, he had also appeared in every game.

TRIO NEWS AND NOTES

• Tibbitts, Pyne and Mathison have done lots of damage on the field in their time in Bloomington. The following reflects the items the three have achieved as IU players.

• Brock Tibbitts and Josh Pyne are looking to become the first pair of IU teammates from the same recruiting class to record 200+ career hits since Kyle Schwarber and Sam Travis (2012-14).

News and Notes

- Mathison has never missed a collegiate game
- All three players are from the Midwest
- All three were Freshman All-Americans
- Each has at least 170 career hits
- All of them have 155+ career starts
- Tibbitts has 185+ hits, 140+ RBIs and 20+ home runs

ALL-TIME GAMES PLAYED

• A list of all-time games played by Hoosiers in program history

Indiana All-Time Games Played (218+)

Rank	Name	GP	Year
1.	Mike Sabo	247*	1985-88
2.	Alex Smith	239*	1982-86
3.	Dustin DeMuth	236	2010-14
4.	Jerrud Sabourin	229	2008-11
5.	Bill Mueller	228*	1982-85
6.	Matt Braughler	226*	1993-96
7.	Michael Basil	223	2010-13
	Will Nolden	223	2011-15
9.	Logan Sowers	221	2015-18
10.	Mike Smith	218*	1989-92

* pre-modern era before regulated college baseball scheduling
- Dustin Demuth (2010-14) holds modern era games played record

IRONMEN

• Tibbitts ran a streak of 149-consecutive starts dating back to Feb. 25, 2022 vs. Arkansas. After coming off the bench in two of three games at Clemson, Tibbitts didn't miss a start until an injury held him out of the games at Maryland in 2024.

• He joined an elusive group of Hoosiers appear and make starts in consecutive game and enjoyed sustained success during their college careers. Only three other players (Jerrud Sabourin and Craig Dedelow) have made 130+ consecutive starts without missing a game since 2008.

Since 2008 (at least 130-straight starts with no missed games)

- Jerrud Sabourin, 220 games (March 9, 2008-2011)
- Craig Dedelow, 175 games (2015-17)
- Brock Tibbitts, 149 games (Feb. 25, 2022-April 2, 2024)
- Sam Travis, 130 games (May 18, 2012-2014)

FIRST IN THE LINEUP

• Carter Mathison has made his fair share of appearances on Jeff Mercer's lineup card in the past three years. In fact, there hasn't been an IU game in the past three seasons that hasn't featured an appearance from him.

• The center fielder will figure to be drafted in this summer's MLB draft. The last three-year player to never miss a game in his college career was one of the all-time greats, Sam Travis, who featured in all 184 games of his career from 2012-14.

Since 2012 (no missed games by a potential three-year player)

- Sam Travis, 184 games (2012-14)
- Carter Mathison, 172 games (2022-Present)



Junior catcher **Brock Tibbitts**



Junior outfielder **Carter Mathison**



Junior infielder **Josh Pyne**

DYNAMIC DUO

Josh Pyne has been an every day starter at the hot corner since arriving in Bloomington as a freshman in 2022. A fantastic defender, he's also one of IU's most consistent bats in the lineup.

Brock Tibbitts, a fellow 2024 draft prospect, has bene just as productive on the opposite side of the infield and helps form a pair of reliable bats for Mercer and Co.

Indiana All-Time Hits List

Rank	Name	Hits	Years
19.	Marty Wolfe	216	1989-92
20.	Bill Mueller	215	1982-85
21.	Josh Pyne	208	2022-
22.	Josh Phegley	207	2007-09
23.	Bill Jordan	203	1986-89
	Andrew Means	203	2006-08
	Brock Tibbitts	188	2022-
	Carter Mathison	173	2022-

Indiana All-Time RBI List

Rank	Name	RBI	Years
8.	Matt Braugher	175	1993-96
9.	Bill Mueller	170	1982-85
10.	Sam Travis	165	2012-14
11.	Josh Phegley	162	2007-09
12.	Jerrud Sabourin	161	2008-11
	Josh Pyne	146	2022-
	Brock Tibbitts	145	2022-
	Carter Mathison	144	2022-

Indiana All-Time Doubles List

Rank	Name	Doubles	Years
1.	Dustin DeMuth	63	2011-14
2.	Mickey Morandini	61	1985-88
	Alex Smith	61	1982-86
4.	Bill Jordan	59	1986-89
5.	Jerrud Sabourin	57	2008-11
6.	Josh Pyne	56	2022-

DEPTH AT EVERY POSITION

While Pyne, Cerny and Tibbitts are expected to be every day players, IU has no shortage of options to provide depth and competition in the infield.

First Baseman (potential options)

Brock Tibbitts	Junior
Joey Brenzewski	Redshirt Freshman
AJ Shepard	Redshirt Freshman
Jake Stadler	Redshirt Junior

Second Baseman (potential options)

Jasen Oliver	Freshman
Cal Sefcik	Freshman

Shortstop (potential options)

Tyler Cerny	Sophomore
Hayden Carlson	Freshman

Third Baseman (potential options)

Josh Pyne	Junior
Brandon Burckel	Junior

Catcher (potential options)

Brock Tibbitts	Junior
AJ Shepard	Redshirt Freshman
TJ Schuyler	Freshman
Jake Stadler	Redshirt Junior

INFELDERS

PRODUCTIVE THREE-YEAR PLAYERS

• Brock Tibbitts and Josh Pyne are mirroring the success of a couple former IU players who spent the same three seasons in Bloomington. Kyle Schwarber and Sam Travis were both in the same recruiting class and mashed in three years of college baseball.

• IU's newest offensive duo will look to match the offensive numbers put up by the future big leaguers in just three years in Bloomington.

• Tibbitts played in the first 152 games of his career before picking up an injury in April of 2024.

Combined Hits (three-year teammates; same recruiting class)

474	Schwarber + Travis, 2012-14
396	Tibbitts + Pyne, 2022-24

Combined RBI's (three-year teammates; same recruiting class)

305	Schwarber + Travis, 2012-14
291	Tibbitts + Pyne, 2022-24

Combined Doubles (three-year teammates; same recruiting class)

93	Schwarber + Travis, 2012-14
94	Tibbitts + Pyne, 2022-24

ALL-TIME NUMBERS

• Not only are Pyne and Tibbitts the veteran leaders of the team, but the pair of infield mainstays are starting to climb the ranks in IU's all-time record books.

Career Hits (first three seasons at Indiana)

Rank	Player	Hits
1.	Jerrud Sabourin	268
2.	Alex Dickerson*	266
3.	Kyle Schwarber*	238
4.	Dustin DeMuth	237
5.	Sam Travis*	236
6.	Scott Donley	228
7.	Mickey Morandini*	212
8.	Josh Pyne	208
9.	Josh Phegley*	207
10.	Andrew Means	203
	<i>Brock Tibbitts</i>	188

* denotes future MLB player

JOLLY GETS GOING

• Jasen Oliver, one of the top recruits in IU's freshman class, was inserted into the starting lineup after the Troy series and has made an instant impact.

• Despite projecting as a potential future third baseman, Oliver has played at second base and hit throughout the bottom of the order. He had a four-hit, two-home run game against Middle Tennessee.

• His 13-game hitting streak ended on April 6th, 2024 but it was the sixth-longest streak by a true freshman at IU in the past 14 years.

True Freshman Hitting Streaks (since 2010)

Rank	Name	Hits	Year
1.	Sam Travis	17	2012
2.	Micah Johnson	16	2010
3.	Josh Pyne	15	2022
	Alex Dickerson	15	2009
5.	Ryan Fineman	14	2016
6.	Jasen Oliver	13	2024
7.	Devin Taylor	12	2023
8.	Tyler Cerny	11	2023
	Carter Mathison	11	2022
	Matt Gorski	11	2017

SOPHOMORE DUO

• Tyler Cerny and Devin Taylor have hit the cover off the ball in 2024, exchanging the team lead in hits over the past few weeks. Statistically, they've got the second most combined hits by a pair of Big Ten teammates (Rutgers).

90+ Hits (by a pair of teammates)

194 (99+95)	Dickerson + Sabourin (2010)
188 (98+90)	Phegley + Means (2008)
140 (70+70)	Taylor + Cerny (2024)

Indiana Single Season Hits List

Rank	Name	Hits	Year
8.	Dustin DeMuth	92	2013
	Kennard Jones	92	2002
	Dan Winters	92	1984
	Tyler Cerny	70	2024
	Devin Taylor	70	2024
	Josh Pyne	59	2024
	Nick Mitchell	59	2024



Junior infielder Josh Pyne

OFFENSIVE PRODUCTION IN THE OUTFIELD

The Hoosiers have one of, if not, the most outstanding offensive outfields in the Big Ten and one of the best in the entire country.

It is helped by the veteran **Carter Mathison**, another member of the elite junior class, who has become one of the best all-around bats in program history.

Indiana All-Time Home Runs List

Rank	Name	HR	Years
1.	Alex Dickerson	47	2009-11
	Mike Smith	47	1989-92
	Mike Sabo	47	1985-88
4.	Vasili Spanos	43	2000-03
	Alex Smith	43	1982-86
6.	Carter Mathison	41	2022-
7.	Kyle Schwarber	40	2012-14
8.	Logan Sowers	37	2015-18
	Mckey Morandini*	37	1985-88
10.	Bill Mueller	36	1982-85

First Three Seasons - Home Runs List

At least 34 home runs

Rank	Name	HR	Years
1.	Alex Dickerson*	47	2009-11
2.	Carter Mathison	41	2022-
3.	Kyle Schwarber*	40	2012-14
4.	Matt Lloyd	37	2017-19
5.	Kevin Orie	34	1991-93

indicates future MLB player*

EXPERIENCE GALORE

Indiana boasts one of the most veteran outfields in the entire country. Four of the six players have at least two years of college baseball under their belts while Devin Taylor started 50+ games a season ago.

Career Appearances (in college)

Carter Mathison	172
Nick Mitchell	138*
Morgan Colopy	132
Devin Taylor	104
Sam Murrison	101
Andrew Wiggins	28

* began career at Western Illinois

FREE BASES

IU's outfield trio has been patient at the plate, working good counts and taking the free bases when they're there. Devin Taylor, who is pitched around plenty, and Carter Mathison are among the leaders in the conference in walks.

Indiana Single Season Walks List

Rank	Name	Walks	Years
8.	Josh Phegley	45	2009
	Phil Dauphin	45	1989
10.	Logan Kaletha	44	2018
	Kyle Schwarber	44	2014
	Benji Clause	44	1998
	Marty Wolfe	44	1991
	Mickey Morandini	44	1987
	Carter Mathison	36	2024
	Nick Mitchell	35	2024
	Devin Taylor	32	2024

OUTFIELDERS

OUTSTANDING OUTFIELD BATS

• Carter Mathison, Devin Taylor and Nick Mitchell are scheduled to feature as IU's three primary outfielders in some form in 2024. One of the most lethal offensive outfield trios in the country, IU's success at the plate will be heavily influenced by these three.

Combined Numbers (Mathison, Mitchell and Taylor)

Hits	495
RBI's	340
Home Runs	81
Doubles	95
Runs	385

MITCHELL FINDS HIS ROOTS

• Nick Mitchell, who spent his first two years at Western Illinois, is an Indiana native and played high school ball at Carmel. A .348 hitter in his first two years of college baseball, Mitchell was one of the biggest names available in the transfer portal.

THE NEXT GREAT FRESHMAN

• A product of Heritage Christian in Indianapolis, Andrew Wiggins was one of the best prep bats to make it to campus this year and could figure to be the next star outfielder at Indiana.

• Grant Richardson (2019), Carter Mathison (2022) and Devin Taylor (2023) all played significant roles in their first years and Wiggins could factor into the lineup as an outfielder or designated hitter.

Wiggins' Accomplishments (High School)

- 2023 No. 37 Overall Prospect (Perfect Game)
- 2023 No. 2 Overall Prospect in Indiana (Perfect Game)
- 2023 Collegiate Baseball High School All-American
- 2022 Perfect Game All-American Classic Participant

DEFENSIVE DEPTH

• A two-time Ironman Challenge champion at Indiana (IU's version of the Omaha Challenge), Morgan Colopy is in his fifth year of college baseball. One of the best defensive players in the Big Ten, Colopy is a reliable substitute for Jeff Mercer late in games.

• Colopy, who was named a top-50 senior by Perfect Game ahead of the 2024 season, is perhaps the best fifth outfielder in the Big Ten and the nation. IU has one of the deepest outfield groups in the conference with five/six guys that can play at any position.

ONE TO WATCH

• After an outstanding freshman season, that saw Taylor be named First Team All-Big Ten, Big Ten Freshman of the Year and a Freshman All-American, the Cincinnati, Ohio native is being tabbed for a big sophomore campaign.

Preseason Honors (Devin Taylor)

Outlet	Honor
Perfect Game	Second Team All-American
Perfect Game	No. 7 Ranked Sophomore
Perfect Game	No. 8 on Class of 2025 Draft Board
Perfect Game	Big Ten Player of the Year
D1 Baseball	Big Ten Player of the Year
D1 Baseball	No. 1 Big Ten 2025 Draft Prospect
Baseball America	Big Ten Player of the Year
Golden Spikes	Watch List
Big Ten	Preseason Player to Watch

EARLY RETURN ON TALENT

• Since being inserted into the starting lineup in March of 2023, Taylor has hit the cover off the ball. He hit 16 home runs in his rookie campaign (No. 2 among freshmen in program history) and now has 14 to the tally in 2024.

Most Home Runs in First Two Seasons (at Indiana)

1. Alex Dickerson	38
2. Devin Taylor	30
3. Carter Mathison	29
4. Kyle Schwarber	26
5. Mike Sabo	22

TAYLOR AND CERNY HIT KINGS

• Since being inserted into the starting lineup last year, Devin Taylor and Tyler Cerny have done nothing but hit the cover off the ball. The two have been mainstays for Jeff Mercer's squad and stack up among the best hitters in their first two years of college.

Most Hits in First Two Seasons on Campus (at least 130, since 2000)

1. Alex Dickerson	187
2. Jerrud Sabourin	180
3. Kyle Schwarber	155
4. Sam Travis	151
5. Josh Pyne	148
6. Micah Johnson	147
7. Dustin DeMuth	145
8. Brock Tibbitts	144
9. Evan Crawford	134
10. Devin Taylor	133
11. Josh Phegley	131
Tyler Cerny	131



Junior outfielder **Nick Mitchell**

BIG GAME ARMS

Ty Bothwell, best remembered for his heroics on the mound in the NCAA Regional final, has produced solid numbers through his career in Bloomington.

Indiana All-Time Strikeouts

Rank	Name	K's	Years
5.	Kyle Hart	237	2012-16
6.	Brian Partenheimer	235	1994-97
7.	Bob Scafa	229	1991-94
8.	Ty Bothwell	214	2020-
9.	Claron Veller	204	1929-31

Connor Foley, who became a starter for the first time this year, is quickly racking up strikeouts that put him among the best in program history

Indiana Single-Season Strikeouts

Rank	Name	K's	Year
7.	Pauly Milto	100	2019
8.	Andrew Saalfrank	98	2019
9.	Jonathan Stiever	97	2018
	McCade Brown	97	2021
	Connor Foley	75	2024

Bothwell and Ryan Kraft are climbing the career ranks in appearances as reliable options for the Hoosiers

Indiana All-Time Appearances

Rank	Name	Apps.	Years
9.	B.J. Sabol	68	2016-18
	Ryan Smith	68	2000-03
	Brian Partenheimer	68	1994-97
	Scott Mudd	68	1992-95
	Ty Bothwell	61	2020-
	Ryan Kraft	59	2022-

HOMEGROWN HOOSIERS

IU will have a big collection of talented arms that were born and raised in the state. Heavy starters **Connor Foley** and **Brayden Risedorph** lead the way with a bevy of talented local players.

Indiana Natives (Pitchers)

Connor Foley	Jasper, Ind./Jasper
Jacob Vogel	North Vernon, Ind./Jennings County
Drew Buhr	Austin, Ind./Austin
Eli Shaw	Indianapolis, Ind./Warren Central
Ty Bothwell	Hebron, Ind./Boone Grove
Brayden Risedorph	Kendallville, Ind./East Noble
Aydan Decker-Petty	New Castle, Ind./New Castle

PUNCH 'EM OUT

Despite some early struggles on the mound, IU's staff has settled in nicely. The Hoosiers feature a collection of arms with different pitches, different arm slots and the ability to go long distances.

Over the course of that, IU has again began to ring up a bunch of batters. Team strikeouts have been a staple since Dustin Glant became pitching coach.

Single Season - Team Strikeouts

Rank	Year	Strikeouts
1.	2022	600
2.	2023	598
3.	2019	558
4.	2015	493
5.	2024	482
6.	2018	471
7.	2021	462
8.	1999	456
9.	2009	439

PITCHERS

ASKED TO DO A LOT

• Left-handed pitcher Ryan Kraft has been a reliable option out of the bullpen for Jeff Mercer and pitching coach Dustin Glant over the past two years. Although he has struggled in 2024, he has been a valuable piece of the bullpen.

• After taking his lumps to the tune of a 9.78 ERA in his freshman year, Kraft came through with a 2.48 ERA in 61.2 IP during his sophomore campaign. The last pitcher to make 20+ appearances in three-straight years for IU was B.J. Sabol (2016-18).

Yearly Appearances (Ryan Kraft)

2024	13
2023	21
2022	25

BIG GAME TY

• A solid piece for the Hoosiers over his time in Bloomington, sixth-year senior Ty Bothwell has taken his game to the next level in 2024. He's now turned into the Friday starter since the Butler weekend has given everything he's got to the team.

• In games against Troy and Belmont, he gave the Hoosiers an opportunity to take the lead but the offense couldn't come through in either contest. He threw a gem at Minnesota with a career-high 13 strikeouts across seven innings. Despite having to throw a ton of pitches, Bothwell has been outstanding this year.

2024 Statistics

• 6-2, 5.21 ERA, 65 K, 20 BB, 38 ER, 1 SV

FOLEY TAKES MASSIVE STEP FORWARD

• One of the most physically imposing players on the IU roster, sophomore right-hander Connor Foley (6-5, 235) has taken over the Saturday role on the mound and run with it.

• Despite not making a start in 2023, Foley has gone 4-1 (4.74 ERA) through nine starts this season. He conceded just four runs while striking out 21 batters in wins over No. 18 Coastal Carolina, Baylor and No. 25 Dallas Baptist.

• He touched 99 mph against Dallas Baptist and has developed a pair of off-speed pitches to go with his strong fastball. Despite not traveling the first handful of weekends in 2023, Foley has become one of the best arms in the program.

2024 Statistics

• 4-1, 4.10 ERA, 75 K, 34 BB, 24 ER

BIG TIME PERFORMANCES

• Down 8-0 in the second inning of Saturday's contest against Penn State, having been blown out the night before, the IU bullpen was called to salvage the rest of the game and potentially the season.

• The Hoosiers proceeded to outscore Penn State 22-4 in the final 16 innings of the weekend series, winning the final two games and giving IU a jolt of energy from unexpected arms.

Bullpen Contributions (April 13th and 14th vs. Penn State)

Player	Stats
Drew Buhr	4.1 IP, 3 H, 0 R, 8 K
Jacob Vogel	1.0 IP, 1 H, 1 K
Brayden Risedorph	2.0 IP, 2 H, 1 R, 2 K, W
Ty Rybarczyk*	4.0 IP, 2 H, 2 R, 5 K, W
Aydan Decker-Petty	4.1 IP, 3 H, 1 R, 6 K, SV

* was the starter but went longer than expected

BIG ARMS, LITERALLY

• If you include Luke Sinnard, who will take a medical redshirt in 2024, IU boasts some of the tallest pitchers in the nation. IU's three biggest pitchers would make a formidable front court in basketball.

Size on the Mound (Pitchers)

Player	Height
Luke Sinnard*	6-8
Jacob Vogel	6-7
Jack Moffitt	6-7

* medical redshirt in 2024

TRYING TO FIND A ROLE

• Without Luke Sinnard, Ben Grable, Matthew Bohnert and Ty Rybarczyk (for the first month), IU has had to dip into the entire bullpen to piece together innings. The beginning of games has especially been a struggle so far.

• The following pitchers have had to take on bigger roles than expected and are trying to find where they fit into the rotation.

New Guys Stepping Up

Player	'24 Stats
Jacob Vogel	1-0, 0.45 ERA, 17 app.
Drew Buhr	1-1, 3.44 ERA, 17 app.
Brandon Keyster	1-0, 5.62 ERA, 16 app.
Aydan Decker-Petty	1-2, 5.40 ERA, 13 app.



Sophomore pitcher **Connor Foley**

LINEUP NOTES

GAME-BY-GAME OFFENSIVE STARTERS

Date	Opponent	1	2	3	4	5	6	7	8	9
2/16	Duke	Mathison	Pyne	Taylor	Tibbitts	Cerny	Shepard	Stadler	Colopy	Burckel
2/17	Coastal Carolina	Mathison	Pyne	Taylor	Tibbitts	Cerny	Stadler	Shepard	Colopy	Burckel
2/18	George Mason	Mathison	Pyne	Taylor	Tibbitts	Cerny	Shepard	Colopy	Sefcik	Burckel
2/20	Miami (Ohio)	Mathison	Pyne	Taylor	Tibbitts	Cerny	Brenczewski	Wiggins	Sefcik	Burckel
2/23	Baylor	Mathison	Pyne	Taylor	Tibbitts	Cerny	Stadler	Sefcik	Colopy	Burckel
2/24	Baylor	Mathison	Pyne	Taylor	Tibbitts	Cerny	Stadler	Sefcik	Colopy	Burckel
2/25	Baylor	Mathison	Pyne	Taylor	Tibbitts	Cerny	Mitchell	Brenczewski	Colopy	Burckel
2/27	Purdue Fort Wayne	Mathison	Pyne	Taylor	Tibbitts	Cerny	Mitchell	Brenczewski	Colopy	Carlson
3/1	Alabama	Mitchell	Taylor	Tibbitts	Mathison	Pyne	Stadler	Cerny	Brenczewski	Burckel
3/2	Dallas Baptist	Mitchell	Pyne	Taylor	Tibbitts	Mathison	Cerny	Brenczewski	Bode	Burckel
3/3	Arizona	Mitchell	Pyne	Taylor	Tibbitts	Mathison	Cerny	Brenczewski	Colopy	Burckel
3/6	Northern Kentucky	Mitchell	Pyne	Taylor	Tibbitts	Mathison	Cerny	Stadler	Colopy	Burckel
3/9	Troy	Mitchell	Taylor	Tibbitts	Mathison	Pyne	Cerny	Stadler	Wiggins	Burckel
3/10	Troy	Mitchell	Taylor	Tibbitts	Mathison	Cerny	Pyne	Colopy	Brenczewski	Burckel
3/10	Troy	Mitchell	Taylor	Tibbitts	Mathison	Cerny	Pyne	Bode	Stadler	Burckel
3/12	Vanderbilt	Mitchell	Taylor	Tibbitts	Mathison	Pyne	Cerny	Brenczewski	Colopy	Burckel
3/13	Illinois State	Mitchell	Taylor	Tibbitts	Mathison	Pyne	Cerny	Bode	Stadler	Oliver
3/15	Belmont	Mitchell	Taylor	Tibbitts	Mathison	Pyne	Cerny	Bode	Stadler	Oliver
3/16	Belmont	Mitchell	Pyne	Tibbitts	Mathison	Cerny	Brenczewski	Colopy	Stadler	Oliver
3/17	Belmont	Mitchell	Pyne	Taylor	Tibbitts	Cerny	Mathison	Colopy	Brenczewski	Oliver
3/19	Indiana State	Mitchell	Pyne	Taylor	Tibbitts	Cerny	Mathison	Colopy	Stadler	Oliver
3/22	Illinois	Mitchell	Cerny	Taylor	Tibbitts	Mathison	Pyne	Stadler	Colopy	Oliver
3/23	Illinois	Mathison	Cerny	Taylor	Tibbitts	Mitchell	Pyne	Brenczewski	Oliver	Sefcik
3/24	Illinois	Mathison	Cerny	Taylor	Tibbitts	Mitchell	Pyne	Brenczewski	Oliver	Colopy
3/26	Middle Tennessee	Mathison	Cerny	Taylor	Tibbitts	Mitchell	Pyne	Brenczewski	Oliver	Colopy
3/28	Butler	Mathison	Cerny	Taylor	Tibbitts	Mitchell	Brenczewski	Pyne	Oliver	Stadler
3/29	Butler	Mathison	Cerny	Taylor	Tibbitts	Mitchell	Brenczewski	Pyne	Oliver	Wiggins
3/30	Butler	Mathison	Cerny	Taylor	Tibbitts	Mitchell	Brenczewski	Pyne	Wiggins	Oliver
3/30	Butler	Mathison	Cerny	Taylor	Tibbitts	Mitchell	Oliver	Wiggins	Pyne	Stadler
4/2	Indiana State	Mathison	Cerny	Taylor	Tibbitts	Mitchell	Oliver	Wiggins	Brenczewski	Pyne
4/5	Maryland	Mathison	Oliver	Taylor	Cerny	Mitchell	Brenczewski	Stadler	Pyne	Wiggins
4/6	Maryland	Mathison	Oliver	Taylor	Cerny	Mitchell	Brenczewski	Stadler	Pyne	Wiggins
4/7	Maryland	Mathison	Oliver	Taylor	Cerny	Mitchell	Brenczewski	Stadler	Pyne	Wiggins
4/12	Penn State	Mathison	Oliver	Taylor	Cerny	Mitchell	Brenczewski	Stadler	Pyne	Bode
4/13	Penn State	Mathison	Oliver	Taylor	Cerny	Mitchell	Brenczewski	Stadler	Pyne	Wiggins
4/14	Penn State	Mathison	Pyne	Taylor	Cerny	Mitchell	Wiggins	Brenczewski	Stadler	Oliver
4/16	Evansville	Mathison	Pyne	Mitchell	Cerny	Taylor	Brenczewski	Wiggins	Oliver	Schuyler
4/20	Minnesota	Mathison	Pyne	Mitchell	Cerny	Taylor	Brenczewski	Stadler	Oliver	Wiggins
4/21	Minnesota	Mathison	Pyne	Mitchell	Cerny	Taylor	Brenczewski	Stadler	Sefcik	Oliver
4/21	Minnesota	Mathison	Pyne	Taylor	Cerny	Mitchell	Brenczewski	Stadler	Bode	Oliver
4/24	Ball State	Mathison	Pyne	Taylor	Cerny	Mitchell	Brenczewski	Stadler	Oliver	Schuyler
4/26	Rutgers	Taylor	Pyne	Mitchell	Cerny	Brenczewski	Stadler	Oliver	Mathison	Sefcik
4/27	Rutgers	Taylor	Pyne	Mitchell	Cerny	Brenczewski	Stadler	Oliver	Mathison	Sefcik
4/28	Rutgers	Taylor	Pyne	Mitchell	Cerny	Brenczewski	Stadler	Sefcik	Mathison	Oliver
5/3	Purdue	Taylor	Pyne	Mitchell	Cerny	Brenczewski	Stadler	Tibbitts	Mathison	Oliver
5/4	Purdue	Taylor	Pyne	Mitchell	Cerny	Brenczewski	Tibbitts	Mathison	Stadler	Oliver
5/5	Purdue	Taylor	Pyne	Mitchell	Cerny	Brenczewski	Tibbitts	Mathison	Stadler	Oliver
5/10	Nebraska	Taylor	Pyne	Mitchell	Cerny	Brenczewski	Tibbitts	Mathison	Stadler	Oliver
5/11	Nebraska	Taylor	Pyne	Mitchell	Cerny	Brenczewski	Tibbitts	Mathison	Stadler	Oliver
5/12	Nebraska	Taylor	Pyne	Mitchell	Cerny	Brenczewski	Tibbitts	Mathison	Stadler	Oliver
5/14	Louisville	-	-	-	-	-	-	-	-	-
5/16	Michigan	-	-	-	-	-	-	-	-	-
5/17	Michigan	-	-	-	-	-	-	-	-	-
5/18	Michigan	-	-	-	-	-	-	-	-	-



Redshirt senior outfielder **Morgan Colopy**

CAREER GAMES PLAYED AT INDIANA (Offense, min. 60 apps.)

Player	GP/GS
Carter Mathison	172/168
Brock Tibbitts	158/156
Josh Pyne	169/168
Morgan Colopy	133/82
Sam Murrison	101/34
Tyler Cerny	109/107
Devin Taylor	104/101


CAREER GAMES PLAYED AT INDIANA (Pitching, min. 20 apps.)

Player	APP/GS
Ty Bothwell	61/22
Ryan Kraft	59/4
Brayden Risedorph	42/10
Grant Holderfield	34/2
Connor Foley	31/11
Seti Manase	21/14
Ethan Phillips	29/11
Evan Whiteaker	21/2

LINEUP NOTES

GAME-BY GAME DEFENSIVE STARTERS

Date	Opponent	C	1B	2B	3B	SS	LF	CF	RF	DH
2/16	Duke	Stadler	Tibbitts	Burckel	Pyne	Cerny	Taylor	Mathison	Colopy	Shepard
2/17	Coastal Carolina	Stadler	Tibbitts	Burckel	Pyne	Cerny	Taylor	Mathison	Colopy	Shepard
2/18	George Mason	Tibbitts	Shepard	Burckel	Pyne	Cerny	Taylor	Mathison	Colopy	Sefcik
2/20	Miami (Ohio)	Tibbitts	Brenczewski	Burckel	Pyne	Cerny	Taylor	Mathison	Wiggins	Sefcik
2/23	Baylor	Stadler	Tibbitts	Burckel	Pyne	Cerny	Taylor	Mathison	Colopy	Sefcik
2/24	Baylor	Stadler	Tibbitts	Burckel	Pyne	Cerny	Taylor	Mathison	Colopy	Sefcik
2/25	Baylor	Tibbitts	Brenczewski	Burckel	Pyne	Cerny	Taylor	Mathison	Colopy	Mitchell
2/27	Purdue Fort Wayne	Tibbitts	Brenczewski	Carlson	Pyne	Cerny	Taylor	Colopy	Mitchell	Mathison
3/1	Alabama	Stadler	Tibbitts	Burckel	Pyne	Cerny	Taylor	Mathison	Mitchell	Brenczewski
3/2	Dallas Baptist	Tibbitts	Brenczewski	Burckel	Pyne	Cerny	Taylor	Mathison	Mitchell	Bode
3/3	Arizona	Tibbitts	Brenczewski	Burckel	Pyne	Cerny	Taylor	Mathison	Colopy	Mitchell
3/6	Northern Kentucky	Stadler	Tibbitts	Burckel	Pyne	Cerny	Taylor	Colopy	Mitchell	Mathison
3/9	Troy	Stadler	Tibbitts	Burckel	Pyne	Cerny	Taylor	Mathison	Mitchell	Wiggins
3/10	Troy	Tibbitts	Brenczewski	Burckel	Pyne	Cerny	Taylor	Mathison	Colopy	Mitchell
3/10	Troy	Stadler	Tibbitts	Burckel	Pyne	Cerny	Taylor	Mathison	Mitchell	Bode
3/12	Vanderbilt	Tibbitts	Brenczewski	Burckel	Pyne	Cerny	Colopy	Mathison	Mitchell	Taylor
3/13	Illinois State	Stadler	Tibbitts	Oliver	Pyne	Cerny	Taylor	Mathison	Mitchell	Bode
3/15	Belmont	Stadler	Tibbitts	Oliver	Pyne	Cerny	Taylor	Mathison	Mitchell	Bode
3/16	Belmont	Tibbitts	Brenczewski	Oliver	Pyne	Cerny	Colopy	Mathison	Mitchell	Stadler
3/17	Belmont	Tibbitts	Brenczewski	Oliver	Pyne	Cerny	Taylor	Mathison	Colopy	Mitchell
3/19	Indiana State	Stadler	Tibbitts	Oliver	Pyne	Cerny	Taylor	Colopy	Mitchell	Mathison
3/22	Illinois	Stadler	Tibbitts	Oliver	Pyne	Cerny	Taylor	Mathison	Colopy	Mitchell
3/23	Illinois	Tibbitts	Brenczewski	Oliver	Pyne	Cerny	Taylor	Mathison	Mitchell	Sefcik
3/24	Illinois	Tibbitts	Brenczewski	Oliver	Pyne	Cerny	Taylor	Mathison	Colopy	Mitchell
3/26	Middle Tennessee	Tibbitts	Brenczewski	Oliver	Pyne	Cerny	Taylor	Mathison	Colopy	Mitchell
3/28	Butler	Stadler	Tibbitts	Oliver	Pyne	Cerny	Taylor	Mathison	Mitchell	Brenczewski
3/29	Butler	Tibbitts	Brenczewski	Oliver	Pyne	Cerny	Taylor	Mathison	Mitchell	Wiggins
3/30	Butler	Tibbitts	Brenczewski	Oliver	Pyne	Cerny	Taylor	Mathison	Mitchell	Wiggins
3/30	Butler	Stadler	Tibbitts	Oliver	Pyne	Cerny	Taylor	Mathison	Mitchell	Wiggins
4/2	Indiana State	Tibbitts	Brenczewski	Oliver	Pyne	Cerny	Taylor	Mathison	Mitchell	Wiggins
4/5	Maryland	Stadler	Brenczewski	Oliver	Pyne	Cerny	Taylor	Mathison	Mitchell	Wiggins
4/6	Maryland	Stadler	Brenczewski	Oliver	Pyne	Cerny	Taylor	Mathison	Mitchell	Wiggins
4/7	Maryland	Stadler	Brenczewski	Oliver	Pyne	Cerny	Taylor	Mathison	Mitchell	Wiggins
4/12	Penn State	Stadler	Brenczewski	Oliver	Pyne	Cerny	Taylor	Mathison	Mitchell	Bode
4/13	Penn State	Stadler	Brenczewski	Oliver	Pyne	Cerny	Taylor	Mathison	Mitchell	Wiggins
4/14	Penn State	Stadler	Brenczewski	Oliver	Pyne	Cerny	Taylor	Mathison	Mitchell	Wiggins
4/16	Evansville	Schuyler	Brenczewski	Oliver	Pyne	Cerny	Taylor	Mathison	Mitchell	Wiggins
4/20	Minnesota	Stadler	Brenczewski	Oliver	Pyne	Cerny	Taylor	Mathison	Mitchell	Wiggins
4/21	Minnesota	Stadler	Brenczewski	Oliver	Pyne	Cerny	Taylor	Mathison	Mitchell	Sefcik
4/21	Minnesota	Stadler	Brenczewski	Oliver	Pyne	Cerny	Taylor	Mathison	Mitchell	Bode
4/24	Ball State	Schuyler	Brenczewski	Oliver	Pyne	Cerny	Taylor	Mathison	Mitchell	Stadler
4/26	Rutgers	Stadler	Brenczewski	Oliver	Pyne	Cerny	Taylor	Mathison	Mitchell	Sefcik
4/27	Rutgers	Stadler	Brenczewski	Oliver	Pyne	Cerny	Taylor	Mathison	Mitchell	Sefcik
4/28	Rutgers	Stadler	Brenczewski	Oliver	Pyne	Cerny	Taylor	Mathison	Mitchell	Sefcik
5/3	Purdue	Stadler	Tibbitts	Oliver	Pyne	Cerny	Taylor	Mathison	Mitchell	Brenczewski
5/4	Purdue	Stadler	Tibbitts	Oliver	Pyne	Cerny	Taylor	Mathison	Mitchell	Brenczewski
5/5	Purdue	Stadler	Tibbitts	Oliver	Pyne	Cerny	Taylor	Mathison	Mitchell	Brenczewski
5/10	Nebraska	Stadler	Tibbitts	Oliver	Pyne	Cerny	Taylor	Mathison	Mitchell	Brenczewski
5/11	Nebraska	Stadler	Tibbitts	Oliver	Pyne	Cerny	Taylor	Mathison	Mitchell	Brenczewski
5/12	Nebraska	Stadler	Tibbitts	Oliver	Pyne	Cerny	Taylor	Mathison	Mitchell	Brenczewski
5/14	Louisville	-	-	-	-	-	-	-	-	-
5/16	Michigan	-	-	-	-	-	-	-	-	-
5/17	Michigan	-	-	-	-	-	-	-	-	-
5/18	Michigan	-	-	-	-	-	-	-	-	-



Sophomore infielder Tyler Cerny

2024 PITCHING APPEARANCES

Player	GP/GS	IP	Strikeouts
Connor Foley	11/11	52.2	75
Brayden Risedorph	17/5	40.2	47
Ryan Kraft	13/2	20.1	20
Grant Holderfield	9/0	10.2	14
Ethan Phillips	14/9	27.1	28
Jack Moffitt	13/1	20.1	20
Evan Whiteaker	8/0	11.0	11
Drew Buhr	17/0	34.0	41
Ty Bothwell	14/6	65.2	65
Jacob Vogel	17/0	20.0	21
Ryan Rushing	9/0	11.0	10
Julian Tonghini	15/1	26.2	31
Seth Benes	5/2	5.0	6
Eli Shaw	9/0	9.0	12
Seti Manase	7/0	9.0	8
Aydan Decker-Petty	13/1	30.0	26
Cooper Katskee	3/0	3.1	6
Brandon Keyster	16/2	16.0	16
Ty Rybarczyk	9/9	21.0	25

2024 OFFENSIVE APPEARANCES

Player	GP/GS	Batting Avg.	Hits
Brock Tibbitts	36/36	.317	44
Devin Taylor	49/49	.347	70
Josh Pyne	50/50	.289	59
Carter Mathison	50/50	.236	46
Tyler Cerny	50/50	.321	70
Nick Mitchell	44/44	.358	59
Brandon Burckel	24/15	.114	4
Joey Brenzewski	43/37	.354	51
Andrew Wiggins	29/13	.311	14
Jake Stadler	41/34	.277	33
Jasen Oliver	38/34	.285	37
TJ Schuyler	15/2	.000	0
AJ Shepard	3/3	.300	3
Hayden Carlson	10/1	.000	0
Morgan Colopy	25/17	.231	15
Cal Sefcik	23/9	.159	7
Sam Murrison	7/0	1.000	1
Austin Bode	17/6	.273	6



BULLPEN TRACKER

Below is a listing of decisions (win or loss), holds and saves/blown saves from the Indiana bullpen in 2024.

NOTE: A hold occurs when a relief pitcher enters the game in a save situation and maintains the team's lead, while recording at least one out. In order for a pitcher to be credited with a hold one of two conditions must be met: 1) He enters with a lead of three runs or less and maintains that lead while recording at least one out. 2) He enters the game with the tying run on-deck, at the plate or on the bases, and records an out.

Opponent	Result	Pitcher	Line	Opponent	Result	Pitcher	Line
Coastal Carolina	Win (1)	Bothwell, Ty	5.0 IP, 4 H, 2 ER, 3 K	Nebraska	Win (3)	Risedorph, Brayden	3.1 IP, 3 H, 4 R, 4 ER, 3 BB, 4 K
George Mason	Win (1)	Manase, Seti	2.1 IP 1 H, 1 R, 2 K	Nebraska	Loss (1)	Tonghini, Julian	2.0 IP, 3 H, 3 R, 3 ER, 4 K
	Save (1)	Tonghini, Julian	3.0 IP, 1 H, 2 K	Nebraska	Loss (2)	Decker-Petty, Aydan	4.0 IP, 3 H, 2 R, 1 ER, 3 K
Miami (Ohio)	Win (1)	Holderfield, Grant	1.0 IP, 1 H				
	Hold (1)	Buhr, Drew	1.1 IP, 1 H, 2 K				
Baylor	Win (1)	Tonghini, Julian	3.2 IP, 1 H, 2 K				
	Save (1)	Holderfield, Grant	2.0 IP, 1 H, 4 K				
Baylor	Save (1)	Bothwell, Ty	3.0 IP, 3 H, 1 R, 3 K				
Baylor	Win (1)	Kraft, Ryan	2.2 IP, 5 H, 1 R, 2 K				
Purdue Fort Wayne	Loss (1)	Katskee, Cooper	1.2 IP, 4 H, 3 R, 4 K				
Dallas Baptist	Win (2)	Bothwell, Ty	4.2 IP, 6 H, 3 R, 2 ER, 5 K				
Arizona	Loss (1)	Holderfield, Grant	1.1 IP, 3 H, 6 ER, 3 BB, 1 K				
Northern Kentucky	Save (2)	Tonghini, Julian	3.1 IP, 1 H, 4 K				
Troy	Win (1)	Moffitt, Jack	3.2 IP, 2 H, 1 R, 0 ER, 4 K				
	Save (1)	Kraft, Ryan	3.0 IP, 1 H, 1 R, 3 K				
Troy	Loss (1)	Buhr, Drew	1.2 IP, 3 H, 3 R, 2 ER, 3 K				
Belmont	Win (2)	Phillips, Ethan	1.0 IP, 2 H, 1 R, 1 ER, 2 K				
Indiana State	Loss (3)	Risedorph, Brayden	1.1 IP, 4 H, 6 R, 6 ER, 2 K				
Illinois	Loss (1)	Bothwell, Ty	3.0 IP, 3 H, 4 R, 4 ER, 2 BB, 0 K				
Middle Tennessee	Save (1)	Risedorph, Brayden	2.0 IP, 1 H, 0 R, 0 ER, 6 K				
Butler	Loss (4)	Risedorph, Brayden	2.2 IP, 2 H, 3 R, 3 ER, 2 BB, 2 K				
Indiana State	Win (4)	Phillips, Ethan	2.0 IP, 2 H, 1 R, 1 ER, 4 K				
Maryland	Hold (1)	Phillps, Ethan	0.2 IP, 0 H, 2 BB				
	Hold (1)	Keyster, Brandon	0.1 IP, 0 H, 0 R				
Maryland	Loss (5)	Risedorph, Brayden	0.1 IP, 2 H, 1 R, 1 ER, 1 K				
Penn State	Win (1)	Risedorph, Brayden	2.0 IP, 2 H, 1 R, 1 ER, 2 K				
Penn State	Save (1)	Decker-Petty, Aydan	4.1 IP, 3 H, 1 R, 1 ER, 6 K				
Evansville	Loss (2)	Moffitt, Jack	0.2 IP, 1 H, 3 R, 3 ER, 2 BB				
Minnesota	Save (2)	Kraft, Ryan	1.1 IP, 0 H, 0 R, 1 K				
Rutgers	Hold (1)	Tonghini, Julian	3.0, 1 H, 0 R, 6 K				
	Save (2)	Risedorph, Brayden	3.0 IP, 4 H, 1 R, 1 ER, 1 K				
Rutgers	Win (1)	Buhr, Drew	5.0 IP, 4 H, 0 R, 4 K				
Rutgers	Win (1)	Decker-Petty, Aydan	4.2 IP, 0 H, 1 R, 0 ER, 2 K				
Purdue	Loss (6)	Risedorph, Brayden	2.1 IP, 3 H, 5 R, 3 ER, 2 K				
Purdue	Win (6)	Bothwell, Ty	5.0 IP, 5 H, 1 R, 0 ER, 2 K				
Purdue	Win (1)	Vogel, Jacob	4.0 IP, 2 H, 0 R, 0 ER, 1 K				

THE LAST TIME AN INDIANA TEAM...

Won 15+ Consecutive Games	18 - March 10-April 6, 2013
Won 10+ Consecutive Games	12 - February 28-March 22, 2015
Won 10+ Consecutive Big Ten Games	10 - March 28-April 25, 2014
Won 5+ Consecutive Big Ten Games	6 - May 5-14, 2023
Lost 5+ Consecutive Games	5 - May 16-23, 2021
Lost 5+ Consecutive Big Ten Games	5 - May 16-23, 2021
Swept a Three-Game Series	Rutgers; April 26-28, 2024
at Home	Rutgers; April 26-28, 2024
on The Road	at Baylor, February 23-25, 2024
Swept a Non-Conference Three-Game Series	at Baylor, February 23-25, 2024
at Home	Ohio; April 21-23, 2023
on The Road	at Baylor, February 23-25, 2024
Swept a Three-Game Big Ten Series	Rutgers; April 26-28, 2024
at Home	Rutgers; April 26-28, 2024
on The Road	at Northwestern; May 5-7, 2023
Was Swept in a Three-Game Series	Maryland; April 28-30, 2023
at Home	Maryland; April 28-30, 2023
on The Road	at Iowa; May 19-21, 2022
Was Swept in a Three-Game Non-Conference Series	at Troy; March 11-13, 2022
at Home	Minnesota ; April 22-23, 2011
on The Road	at Troy; March 11-13, 2022
Was Swept in a Three-Game Big Ten Series	Maryland; April 28-30, 2023
at Home	Maryland; April 28-30, 2023
on The Road	at Iowa; May 19-21, 2022
Played An Extra-Inning Game	L, 2-5 (10 innings) - at Nebraska; May 11, 2024
Won An Extra-Inning Game	W, 5-2 (12 innings) - at Northwestern; May 6, 2023
Lost An Extra-Inning Game	L, 2-5 (10 innings) - at Nebraska; May 11, 2024
Played Consecutive Extra-Inning Games	April 2 & 4, 2017; Nebraska (T, 1-1; 11 innings), Ball State (W, 3-2; 11 innings)
Played Three Consecutive Extra-Inning Games	March 15-17, 2011; vs. Jacksonville (W, 7-6; 10 innings), vs. UMass (W, 11-10; 11 innings), vs. Bucknell (L, 4-5; 10 innings)
Won Consecutive Games in Extra Innings	March 15-16, 2011; vs. Jacksonville (W, 7-6; 10 innings), vs. UMass (W, 11-10; 11 innings)
Won on a Walk-Off	W, 10-9 - Penn State; April 13, 2024 <i>Devin Taylor scored on a wild pitch in the ninth inning</i>
Won Consecutive Games Via A Walk-Off	April 11 & 13, 2012; Indiana State (W, 8-7), Michigan State (W, 3-2) <i>Chris Sujka RBI bunt single in the ninth inning</i> <i>Michael Basil scored on wild pitch in ninth inning</i>

THE LAST TIME AN INDIANA PITCHING STAFF...

Threw a No-Hitter	McCade Brown (5 IP), Braydon Tucker (4 IP); Illinois, April 10, 2021
Held Opponent To 1 Hit	Minnesota; May 15, 2022
Held Opponent To 2 Hits	Purdue Fort Wayne; March 8, 2022
Struck Out 20+ Batters	21 - Ball State; April 18, 2018
Struck Out 15+ Batters	16 - Minnesota; April 20, 2024
Did Not Issue A Walk	Butler; March 29, 2024
Shut Out An Opponent	at Northwestern (4-0); May 5, 2023
at Home	Iowa (2-0); April 8, 2023
on The Road	at Northwestern (4-0); May 5, 2023
Neutral Site Game	vs. Washington (1-0); March 18, 2019
Postseason Game	vs. Texas Southern (6-0); June 2, 2018 %
Back-To-Back Shutouts	2014 (Western Kentucky [1-0], Michigan State [7-0])
Three Straight Shutouts	March 24-26, 1988 (at Butler [14-0], at Rose-Hulman [10-0], at Rose-Hulman [2-0])
Four Straight Shutouts	April 6-10, 1937 (Carleton [8-0], DePauw [7-0], Miami (Ohio) [10-0], Miami (Ohio) [7-0])
Shut Out A Big Ten Opponent	at Northwestern (4-0); May 5, 2023
at Home	Iowa (2-0); April 8, 2023
on The Road	at Northwestern (4-0); May 5, 2023
Neutral Site	vs. Michigan (5-0); May 22, 2014 #

GOING YARD

Below is a listing of home runs for the 2024 season, including some exapneded data when available.

Game	Name	Inning	On Base	Distance
1	Cerny, Tyler	6	1	364 feet
1	Mathison, Carter	7	1	402 feet
2	Burckel, Brandon	8	0	350 feet
2	Shepard, AJ	9	1	398 feet
3	Shepard, AJ	3	1	385 feet
3	Colopy, Morgan	3	0	372 feet
3	Mathison, Carter	8	2	418 feet
4	Pyne, Josh	3	2	402 feet
5	Colopy, Morgan	3	1	410 feet
6	Taylor, Devin	3	0	403 feet
6	Colopy, Morgan	4	0	355 feet
7	Taylor, Devin	1	1	398 feet
7	Tibbitts, Brock	3	0	423 feet
7	Colopy, Morgan	7	3	357 feet
7	Taylor, Devin	8	0	411 feet
8	Mathison, Carter	8	2	423 feet
12	Wiggins, Andrew	3	1	-
12	Stadler, Jake	5	1	410 feet
13	Mitchell, Nick	1	0	406 feet
14	Mathison, Carter	3	1	348 feet
14	Taylor, Devin	7	1	335 feet
15	Mathison, Carter	4	1	418 feet
19	Cerny, Tyler	3	2	456 feet
19	Tibbitts, Brock	7	1	386 feet
20	Cerny, Tyler	7	1	350 feet
25	Oliver, Jasen	3	2	360 feet
25	Oliver, Jasen	8	2	-
25	Murrison, Sam	8	2	410 feet
25	Mathison, Carter	8	2	387 feet
27	Cerny, Tyler	5	1	427 feet
27	Taylor, Devin	5	0	422 feet
27	Tibbitts, Brock	6	1	-
28	Wiggins, Andrew	1	1	433 feet
28	Mitchell, Nick	2	3	426 feet
28	Cerny, Tyler	3	2	379 feet
28	Taylor, Devin	5	0	375 feet
28	Oliver, Jasen	5	2	412 feet
30	Cerny, Tyler	4	3	369 feet
30	Pyne, Josh	6	1	-
30	Mathison, Carter	7	0	436 feet
32	Mitchell, Nick	1	2	385 feet
32	Pyne, Josh	6	2	338 feet
33	Taylor, Devin	4	0	390 feet
35	Wiggins, Andrew	7	1	431 feet
36	Brenczewski, Joey	2	3	410 feet
36	Mathison, Carter	2	0	409 feet
36	Brenczewski, Joey	4	0	420 feet
38	Mathison, Carter	6	1	396 feet
40	Cerny, Tyler	1	2	430 feet
40	Oliver, Jasen	7	2	395 feet
40	Taylor, Devin	7	1	414 feet
42	Brenczewski, Joey	1	2	361 feet
42	Sefcik, Cal	7	1	428 feet
42	Mitchell, Nick	7	1	351 feet
43	Taylor, Devin	1	0	444 feet
43	Taylor, Devin	4	0	382 feet
43	Mathison, Carter	8	1	368 feet
44	Mathison, Carter	2	1	451 feet
44	Cerny, Tyler	2	3	399 feet
44	Sefcik, Cal	2	1	402 feet
44	Taylor, Devin	5	0	433 feet
44	Mitchell, Nick	6	1	351 feet
45	Taylor, Devin	8	0	433 feet
46	Mathison, Carter	7	2	399 feet
48	Taylor, Devin	1	0	403 feet
48	Oliver, Jasen	8	0	381 feet
49	Taylor, Devin	1	0	377 feet
50	Oliver, Jasen	5	0	359 feet
50	Cerny, Tyler	6	0	385 feet

THE LAST TIME AN INDIANA OFFENSE..

Scored 40+ Runs	45 - Butler; April 11, 1896
Scored 30+ Runs	30 - IU-Southeast; April 30, 1997
Scored 25+ Runs	26 - Purdue; May 12, 2023
Scored 20+ Runs	22 - Butler - 1; March 30, 2024
Scored 15+ Runs	18 - Rutgers; April 28, 2024
Scored 10+ Runs In An Inning	11 (7th inning) - Indiana State; March 21, 2023
Scored 9+ Runs In An Inning	9 (2nd inning) - Rutgers; April 28, 2024
Scored 8+ Runs In An Inning	8 (6th Inning) - Rutgers; April 28, 2024
Had 30+ Hits	N/A
Had 25+ Hits	25 - Purdue; May 12, 2023
Had 20+ Hits	20 - Butler - 1; March 30, 2024
Had 20+ Hits in Back-to-Back Games	N/A
Had 9+ Home Runs	9 - at Maryland; March 30, 2019
Had 8+ Home Runs	8 - Purdue; May 12, 2023
Had 7+ Home Runs	8 - Purdue; May 12, 2023
Had 6+ Home Runs	8 - Purdue; May 12, 2023
Had 5+ Home Runs	5 - Rutgers; April 28, 2024
Hit Back-To-Back Home Runs	5th Inning, Tyler Cerny (two-run) and Devin Taylor (solo) - Butler - 1; March 30, 2024
Hit Back-To-Back-To-Back Home Runs	8th Inning, Jasen Oliver (two-run), Sam Murrison (solo) and Carter Mathison (solo) - Middle Tennessee; March 26, 2024
Had 3+ Triples	3 - vs. Valparaiso; March 2, 2008
Had 9+ Doubles	9 - Kentucky; March 15, 2022
Had 8+ Doubles	9 - Kentucky; March 15, 2022
Had 7+ Doubles	7 - Miami (Ohio); February 20, 2024
Had 6+ Doubles	6 - Maryland; April 5, 2024
Had 15+ Walks	16 - Ball State; April 18, 2018
Had 10+ Walks	11 - Maryland; April 6, 2024
Had 10+ Stolen Bases	12 - Indiana State; April 18, 2006
Had 9+ Stolen Bases	9 - at North Florida; March 14, 2007
Had 8+ Stolen Bases	8 - Butler; February 28, 2023
Didn't Strikeout in a Game	Iowa; April 1, 2012
Had Two or Fewer Strikeouts	1 - Butler; March 29, 2024
Was Shut Out	vs. Alabama (0-12); March 1, 2024
at Home	Penn State (0-3); April 5, 2019
on The Road	at Indiana State (0-4); April 4, 2023

THE LAST TIME AN INDIANA DEFENSE HAD...

Turned 5+ Double Plays	6 - at Michigan State; May 17, 2008
Turned 4+ Double Plays	4 - vs. Texas A&M; June 3, 2018 %
Turned 3+ Double Plays	3 - at Illinois-2; April 15, 2023
Turned A Triple Play	vs. Radford; May 30, 2015 %
Had 5+ Errors	5 - vs. Nebraska; May 8, 2021
Had 4+ Errors	4 - at Purdue; May 3, 2024
Threw Out 4 Base Runners	4 - Northern Illinois; March 17, 2018
Threw Out 3 Base Runners	3 - at Texas; February 26, 2023

THE LAST TIME AN INDIANA BATTER HAD..

Hit for the Cycle	Josh Phegley; Valparaiso, March 2, 2008
Walk-Off Hit	Morgan Colopy (2-run HR); Iowa, April 8, 2023
Walk-Off Home Run	Morgan Colopy (2-run HR); Iowa, April 8, 2023
8+ At-Bats	8 - Jeremy Houston; Ball State, April 18, 2018
5 Hits	5 - Phillip Glasser; Bellarmine, March 11, 2023
4+ Hits	4 - Joey Brenczewski; Penn State, April 14, 2024
2+ Hits In An Inning	Carter Mathison (top ninth; double and single); Nebraska, May 10, 2024
6 Runs Scored	6 - Phillip Glasser; Purdue, May 12, 2023
5+ Runs Scored	5 - Nick Mitchell; Maryland, April 5, 2024
4+ Runs Scored	5 - Nick Mitchell; Maryland, April 5, 2024
3+ Doubles	3 - Phillip Glasser; Kentucky, March 15, 2022
2+ Triples	2 - Casey Rodriguez; College of Charleston, February 28, 2015
4 Home Runs	4 - Byron Bradley; Tri-State, March 5, 1992
3+ Home Runs	3 - Grant Richardson; Maryland, March 30, 2019
2+ Home Runs	2 - Devin Taylor; Rutgers, April 27, 2024
Inside-The-Park Home Run	Matt Gorski; at Purdue, April 25, 2018
Pinch Hit Home Run	Andrew Wiggins (3rd inning, 2-run HR); Northern Kentucky, March 6, 2024
Leadoff Home Run (Top or bottom of 1st inning)	Devin Taylor; Nebraska, May 10 and 11, 2024
2+ HR In An Inning	Hunter Jessee (bottom sixth; solo HR & 3-run HR); Purdue, May 12, 2023
Hit a Grand Slam	Joey Brenczewski; Penn State, April 14, 2024
A Walk-Off Grand Slam	Logan Kaletha; vs. South Alabama, February 18, 2018
10+ RBIs	Never
9+ RBIs	9 - Mike Smith; Milwaukee, March 1, 1992
8+ RBIs	8 - Jasen Oliver; Minnesota - 2, April 21, 2024
7+ RBIs	8 - Jasen Oliver; Minnesota - 2, April 21, 2024
15+ Total Bases	15 - Josh Phegley; at Northwestern, March 24, 2007
10+ Total Bases	11 - Devin Taylor; Rutgers, April 27, 2024
5+ Walks	5 - Logan Sowers; Ball State, April 18, 2018
4+ Walks	4 - Nick Mitchell; Belmont, March 17, 2024
3+ Walks	3 - Jake Stadler; Maryland, April 6, 2024
4+ Stolen Bases	4 - Micah Johnson; Evansville, March 27, 2011
3+ Stolen Bases	3 - Tyler Cerny; Butler, February 28, 2023
Stole Home	Carter Mathison; Illinois, March 23, 2024

THE LAST TIME AN INDIANA PITCHER HAD...

A Perfect Game	N/A
A No-Hitter	McCade Brown (5 IP), Braydon Tucker (4 IP); Illinois, April 10, 2021
A Complete Game No-Hitter	Mark Gramer (7 IP); Rose-Hulman, April 25, 1984
A Complete Game (9 Inn.)	Bradley Brehmer; vs. Illinois, May 27, 2022 #
A Complete-Game Shutout	Kyle Hart (9.0 IP); Georgia Southern, April 21, 2012
at Home	Kyle Hart (9.0 IP); Georgia Southern, April 21, 2012
on The Road	Tyler Tufts (7.0 IP); at Penn State, April 29, 2006
Neutral Site	Pauly Mitto (9.0 IP); vs. Texas Southern, June 2, 2018 %
Big Ten Game	Tyler Tufts (7.0 IP); at Penn State, April 29, 2006
as a Freshman	Tyler Tufts (7.0 IP); at Penn State, April 29, 2006
Postseason Game	Pauly Mitto (9.0 IP); vs. Texas Southern, June 2, 2018 %
16 Strikeouts	16 - McCade Brown; Penn State, March 13, 2021
15+ Strikeouts	16 - McCade Brown; Penn State, March 13, 2021
10+ Strikeouts	13 - Ty Bothwell; Minnesota, April 21, 2024



Morgan Colopy hits a walk-off home run against Iowa in 2023.



BART KAUFMAN FIELD

Bart Kaufman Field Dedication: April 27, 2013

Capacity: 2,500

On August 19, 2011, the Indiana University Board of Trustees approved plans for a new baseball–softball complex. These new fields would be located just north of Assembly Hall, near the intersection of the 45/46 bypass and Fee Lane.

The new baseball field would replace Sembower Field, which had been the Hoosiers' home field since 1951. On February 15, 2012, Indiana University announced that the new baseball field would be named after Bart Kaufman, CEO of the Indianapolis-based Kaufman Financial Corporation, and an Indiana baseball alumnus. This announcement came after Kaufman pledged \$2.5 million to the construction of a new stadium.

Construction began on Bart Kaufman Field in May 2012, and was finished in March 2013; the stadium was formally dedicated on April 27 of that year. The Hoosiers' first game in the stadium was March 20, 2013, with a 15–1 win over Miami University.

On December 19, 2017, Indiana University Athletics announced plans to install an LED video scoreboard, beyond the outfield wall. The size of the new scoreboard is estimated to be 26.8 feet (8.16 m) high by 48.7 (14.84 m) feet wide.

Installation of the new scoreboard was completed prior to the start of the 2018 season, with it being utilized for the Hoosiers' home opener on March 6, 2018, against Cincinnati.

The facility has a clubhouse and locker room, training area and team rooms, indoor and outdoor hitting cages, turf field, press box, lights for night play, bench and stadium chair seating, entry plaza, picnic area, concessions and restrooms.

The stadium hosted an NCAA Regional in its first two years of existence; it marked the first two times the IU baseball program has played tournament games on campus. Bart Kaufman Field hosted its first Big Ten baseball tournament from May 24 to 28, 2017.

RECORDS


BART KAUFMAN FIELD ATTENDANCE RECORDS (all games)

Rank	Attendance	Opponent	Date
1.	4,312	Stanford\$	5/31/14
2.	4,125	Youngstown State\$	5/30/14
3.	3,862	Purdue	5/4/14
4.	3,661	Purdue	5/3/14
5.	3,524	Stanford\$	6/1/14
6.	3,328	Rutgers	4/11/14
7.	3,248	Minnesota	5/17/14
8.	3,214	Austin Peay\$	6/2/13
9.	3,193	Ohio State	5/15/15
10.	3,101	Morehead State	4/12/14
11.	3,077	Louisville	5/16/17
12.	3,045	Valparaiso	5/31/13
13.	3,003	Purdue	5/2/14
14.	2,969	Penn State	4/6/19
15.	2,961	Michigan State	4/19/14
16.	2,918	Illinois	5/13/16
17.	2,911	Cal State Fullerton	3/15/15
18.	2,882	Kentucky	5/8/18
19.	2,813	Rutgers	4/2/15
20.	2,783	Xavier	5/7/17

BART KAUFMAN FIELD ATTENDANCE RECORDS (Big Ten only)

Rank	Attendance	Opponent	Date
1.	3,862	Purdue	5/4/14
2.	3,661	Purdue	5/3/14
3.	3,328	Rutgers	4/11/14
4.	3,248	Minnesota	5/17/14
5.	3,193	Ohio State	5/15/15
6.	3,003	Purdue	5/2/14
7.	2,969	Penn State	4/6/19
8.	2,961	Michigan State	4/19/14
9.	2,918	Illinois	5/13/16
10.	2,813	Rutgers	4/2/15

NOTE (\$): NCAA Regional



Phillip Glasser vs. top-10 Louisville in 2023



Carter Mathison celebrates a win over Minnesota in 2022.