



# INDIANA BASEBALL



130TH SEASON || 116 MLB DRAFT PICKS || 22 ALL-AMERICANS || 11 BIG TEN CHAMPIONSHIPS || 10 NCAA TOURNAMENT APPEARANCES

## 2024 SCHEDULE

### February (6-2)

Baseball at the Beach (Myrtle Beach, S.C.; Brooks Stadium)

16	#12 Duke	ESPN+	L, 3-6
17	at #18 Coastal Carolina	ESPN+	W, 7-2
18	George Mason	ESPN+	W, 9-3
20	Miami (Ohio)	BTG+	W, 12-6
23	at Baylor	ESPN+	W, 8-4
24	at Baylor	ESPN+	W, 6-1
25	at Baylor	ESPN+	W, 15-5 (8 Inn.)
27	Purdue Fort Wayne	BTG+	L, 6-9

### March (5-8)

Frisco Classic (Frisco, Texas; Riders Field)

1	#16 Alabama	D1Baseball.com	L, 0-12 (7 Inn.)
2	#25 Dallas Baptist	D1Baseball.com	W, 9-7
3	Arizona	D1Baseball.com	L, 1-12 (7 Inn.)
6	Northern Kentucky	BTG+	W, 11-5
9	Troy	BTG+	L, 1-8
10	Troy - 1	BTG+	W, 10-7
10	Troy - 2	BTG+	L, 11-15
12	at #9 Vanderbilt	SEC Network+	L, 5-13
13	Illinois State	BTG+	L, 6-16 (7 Inn.)
15	Belmont	BTG+	L, 3-9
16	Belmont	BTG+	W, 15-10
17	Belmont	BTG+	W, 15-7
19	at Indiana State	ESPN+	L, 7-15
22	Illinois*	BTN+	6:00 PM
23	Illinois*	BTN+	2:00 PM
24	Illinois*	BTN+	1:00 PM
26	Middle Tennessee	BTN+	4:00 PM
28	at Butler	--	5:00 PM
29	Butler	BTN+	5:00 PM
30	Butler - 1	BTN+	2:00 PM
	Butler - 2	BTN+	6:00 PM

### April (0-0)

2	Indiana State	BTN+	6:00 PM
5	at Maryland*	BTN+	6:00 PM
6	at Maryland*	BTN+	2:00 PM
7	at Maryland*	BTN+	1:00 PM
9	Ball State	BTN+	6:00 PM
12	Penn State*	BTN+	6:00 PM
13	Penn State*	BTN+	2:00 PM
14	Penn State*	BTN+	1:00 PM
16	Evansville	BTN+	6:00 PM
19	at Minnesota*	BTN+	7:00 PM
20	at Minnesota*	BTN+	3:00 PM
21	at Minnesota*	BTN+	2:00 PM
23	Ball State^	--	6:00 PM
26	Rutgers*	BTN+	6:00 PM
27	Rutgers*	BTN+	2:00 PM
28	Rutgers*	BTN+	1:00 PM

### May (0-0)

3	at Purdue*	BTN+	6:00 PM
4	at Purdue*	BTN+	2:00 PM
5	at Purdue*	BTN+	1:00 PM
7	Cincinnati	ESPN+	6:00 PM
10	at Nebraska*	BTN+	7:00 PM
11	at Nebraska*	BTN+	3:00 PM
12	at Nebraska*	BTN+	2:00 PM
14	at Louisville	ACCNX	6:00 PM
16	Michigan*	BTN+	6:00 PM
17	Michigan*	BTN+	6:00 PM
18	Michigan*	BTN+	2:00 PM

Big Ten Tournament (Omaha, Neb.; Charles Schwab Field)

21	BTG Quarterfinals	Big Ten Network	TBD
----	-------------------	-----------------	-----

All times eastern and subject to change

^ - Victory Field (Indianapolis, Ind.) | \* - Big Ten Conference game

Rankings listed from D1Baseball

## GAMES 22-24 - ILLINOIS



### Indiana Hoosiers

Record: 11-10, 0-0 Big Ten

Head Coach: Jeff Mercer

Indiana Record: 153-109 (6th Year)

Career Record: 230-157 (8th Year)



### Illinois Fighting Illini

Record: 8-11, 0-0 Big Ten

Head Coach: Dan Hartleb

Illinois Record: 540-409-1 (19th Year)

Career Record: 540-409-1 (19th Year)

## GAMEDAY INFORMATION

### Illinois at Indiana

Bart Kaufman Field (Bloomington, Ind.)

	Friday, March 22	Saturday, March 23	Sunday, March 24
Opponent:	Illinois	Illinois	Illinois
First Pitch:	6 p.m. ET	2 p.m. ET	1 p.m. ET
TV:	BTN+	BTN+	BTN+
Internet Stream:	bigtenplus.com/watch	bigtenplus.com/watch	bigtenplus.com/watch
Radio:	Indiana Hoosiers Sports Network	Indiana Hoosiers Sports Network	Indiana Hoosiers Sports Network
Indiana Probable:	Ethan Phillips, RHP (3-0, 5.29 ERA)	Connor Foley, RHP (1-1, 4.63 ERA)	TBD

## FIRST PITCH

### THE TIME TO GET IT GOING

• After a strong February and start to the season, Indiana has faced an up-and-down month of March filled with a trio of run-rule defeats. Through the first 19 days of the month, IU had already played 13 contests including a stretch of eight games in nine days.

• Heading into this weekend, IU had two full days of practice to get ready for Big Ten play and has a nice stretch of run with only one of its next nine games on the road (at Butler). The Hoosiers won't see any hotel rooms or flights until the beginning of April.

• IU used a big stretch heading into April in 2023, winning its final eight games in the month of March, before heading into the heart of conference play. The next nine contests (three vs. Illinois, one vs. MTSU, four vs. Butler and one vs. Indiana State) will be massive in the season outlook.

### BUZZ CUTS AND BIG BATS

• Junior third baseman Josh Pyne decided the team needed a change of pace after Friday's loss to Belmont. He, along with redshirt junior catcher Jake Stadler, led the charge in the buzz-cut trend, shaving down their heads in the lockerroom. Nearly three-fourths of the team followed suit.

• The Hoosiers have had 10+ hits in each of the three games since, putting up a combined 37 runs in those three contests. The top five batters in IU's order have been on a tear in that stretch and will look to continue that into Big Ten play.

### PHILLIPS DOES THE JOB

• Sophomore Ethan Phillips was called in to help manage the pitching on Saturday afternoon in a close game. IU took the lead in the bottom of the seventh to reward him the win. Pitching coach Dustin Giant looked to him to open Sunday's game and he turned in three innings of one-run baseball on a staff day.

• He was the first IU pitcher since Cal Krueger (who won three-in-a-row) in 2018 to be the winning pitcher in consecutive games played. On the season, Phillips has turned in seven appearances and a team-best six starts with a 3-0 record and a 5.29 ERA.

### BIG GAME TY

• Perhaps no one on IU's pitching staff has been more reliable than sixth-year senior Ty Bothwell. He's 2-0 with a 5.16 ERA across 22.2 innings pitched this year. He gave IU a chance to win games against Troy and Belmont but the Hoosier offense couldn't muster much of anything in the opening contests of those series.

### BIG TEN PLAY GETS UNDERWAY

• IU opens Big Ten play at home this weekend with Illinois. The Hoosiers swept Ohio State at home last year to open conference play and will look to tack on some more wins this weekend. IU went 2-1 against Illinois in Champaign last year. It is 7-3 against Illinois in the last 10 regular season meetings.

### Big Ten Opening Series

Year	Opponent	Record
2023	vs. Ohio State	3-0
2022	vs. Northwestern	1-2
2021	vs. Rutgers/Minnesota	3-1
2019	vs. Iowa	3-0

## HOOSIER WATCH

### #14 Connor Foley • Sophomore

Right-handed Pitcher

- Appeared in 20 games on the mound in 2023
- Held a 4-2 record with a 3.72 ERA
- 4.63 ERA across 23.1 IP in 2024 (1-1 record)
- Leads team with 35 strikeouts in 2024
- Big Ten Pitcher of the Week (Feb. 19)

### #9 Brock Tibbitts • Junior

Infielder

- 140-consecutive starts for Indiana
- Played in all 143 games of collegiate career
- Hitting .321 in his IU tenure
- Split time at first base and behind the plate



## NUMBERS TO KNOW

5

Returning starting position players including 2023 Big Ten Freshman of the Year Devin Taylor.

Teams that IU will play in 2024 that made the 2023 NCAA Tournament.

11

34

Career home runs for junior outfielder Carter Mathison; he is chasing the all-time record mark of 47.

The amount of wins the Hoosiers recorded in 2023, the most in the Jeff Mercer era.

43

## 2024 BASEBALL ROSTER

#	Name	Pos.	B/T	Ht.	Wt.	Cl.	Hometown/High School (Previous School)
2	Jasen Oliver	INF	S/R	5-11	182	Fr.	Almont, Mich./Orchard Lake St. Mary's Prep
3	Carter Mathison	OF	L/L	6-2	215	Jr.	Fort Wayne, Ind./Homestead Senior
5	Devin Taylor	OF	L/R	6-1	215	So.	Cincinnati, Ohio/LaSalle
6	TJ Schuyler	C	R/R	6-2	226	Fr.	Antioch, Ill./Antioch
7	Hayden Carlson	INF	R/R	6-1	180	Fr.	San Clemente, Calif./Capistrano Valley Christian
8	Tyler Cerny	INF	R/R	6-2	205	So.	Greenwood, Ind./Center Grove
9	Brock Tibbitts	C/INF	R/R	6-4	225	Jr.	New Albany, Ohio/New Albany
10	Morgan Colopy	OF	R/R	6-1	225	Sr.+	Centerville, Ohio/Centerville
11	Brayden Bakes	OF	L/R	5-10	190	Fr.	Algonquin, Ill./Huntley
12	Cal Sefcik	INF	R/R	6-0	225	Fr.	Palos Heights, Ill./Marist
13	Andrew Wiggins	OF	L/R	6-4	225	Fr.	Indianapolis, Ind./Heritage Christian
14	Connor Foley	RHP	R/R	6-5	235	So.	Jasper, Ind./Jasper
15	Brandon Burckel	INF	R/R	5-10	180	Jr.	Lindale, Texas/Lindale (Houston)
16	Jack Moffitt	RHP	R/R	6-7	255	Sr.	Seattle, Wash./Seattle Prep (Gonzaga)
17	Ben Grable	RHP	R/R	6-4	220	Sr.	Pasadena, Calif./Flintridge Preparatory (Northwestern)
18	Grant Holderfield	LHP	L/L	6-3	225	RS-So.	Oak Park, Ill./Oak Park & River Forest
19	Brandon Keyster	LHP	L/L	6-3	205	RS-So.	Channahon, Ill./Minooka (John A. Logan College)
20	Nick Mitchell	OF	L/R	5-10	185	Jr.	Carmel, Ind./Carmel (Western Illinois)
21	Jacob Vogel	RHP	R/R	6-7	260	RS-Fr.	North Vernon, Ind./Jennings County
23	Joey Brenczewski	INF	S/R	6-3	195	RS-Fr.	Fishers, Ind./Fishers
24	Drew Buhr	RHP	L/R	6-1	208	Grad.	Austin, Ind./Austin (Bellarmine)
26	Seth Benes	RHP	R/R	6-2	215	Fr.	O'Fallon, Mo./Liberty-Wentzville
27	Brooks Ey	RHP	R/R	6-1	213	Sr.	Philadelphia, Pa./Central (Fordham)
28	Sam Murrison	OF	R/R	5-11	175	Sr.	Boca Raton, Fla./American Heritage
29	Ryan Kraft	LHP	L/L	6-4	225	Jr.	Mokena, Ill./Lincoln-Way Central
30	Seti Manase	RHP	R/R	6-4	245	Sr.	Puyallup, Washington/Graham Kapowsin (Tacoma C.C.)
31	Evan Whiteaker	RHP	R/R	6-4	210	So.	West Chester, Ohio/Lakota East
32	Josh Pyne	INF	R/R	6-0	200	Jr.	Bloomfield, Ind./Linton-Stockton
33	AJ Shepard	C	R/R	5-11	225	RS-Fr.	Manassas, Va./Patriot
34	Ryan Rushing	LHP	R/L	5-10	191	Fr.	Bradenton, Fla./IMG Academy
35	Evan O'Neill	RHP	R/R	6-4	225	Fr.	Alpharetta, Ga./Blessed Trinity Catholic
37	Luke Sinnard	RHP	R/R	6-8	250	Jr.	Hendersonville, Tenn./Beech (Western Kentucky)
38	Cooper Katskee	RHP	R/R	6-4	220	So.	Greenwood Village, Colo./Cherry Creek
39	Eli Shaw	RHP	R/R	6-2	220	Fr.	Indianapolis, Ind./Warren Central
40	Ethan Phillips	RHP	S/R	6-1	195	So.	Dunedin, Fla./Calvary Christian
41	Ty Bothwell	LHP	L/L	5-10	205	Grad.	Hebron, Ind./Boone Grove
42	Austin Bode	C	L/R	6-0	200	Jr.	Columbus, Ind./Columbus North (Louisville)
43	Ty Rybarczyk	RHP	R/R	5-10	180	Grad.	Spring Valley, Ill./Hall (Illinois)
44	Jake Stadler	C	L/R	6-1	215	RS-Jr.	Greenfield, Ind./Mt. Vernon (Purdue)
45	Julian Tonghini	RHP	R/R	6-3	205	Jr.	New Canaan, Conn./Salisbury School (Boston College)
46	Matthew Bohnert	LHP	L/L	5-7	185	Sr.	Cave Creek, Ariz./Cactus Shadows (Lipscomb)
51	Brayden Risedorph	RHP	R/R	6-3	240	So.	Kendallville, Ind./East Noble
55	Aydan Decker-Petty	RHP	R/R	6-5	196	So.	New Castle, Ind./New Castle

## INDIANA ROSTER BREAKDOWN

Pitchers (R)		
14	Foley, Connor	Jasper, Ind.
16	Moffitt, Jack	Seattle, Wash.
17	Grable, Ben	Pasadena, Calif.
21	Vogel, Jacob	North Vernon, Ind.
24	Buhr, Drew	Austin, Ind.
26	Benes, Seth	O'Fallon, Mo.
27	Ey, Brooks	Philadelphia, Pa.
30	Manase, Seti	Puyallup, Wash.
31	Whiteaker, Evan	West Chester, Ohio
35	O'Neill, Evan	Alpharetta, Ga.
37	Sinnard, Luke	Hendersonville, Tenn.
38	Katskee, Cooper	Greenwood Village, Colo.
39	Shaw, Eli	Indianapolis, Ind.
40	Phillips, Ethan	Dunedin, Fla.
43	Rybarczyk, Ty	Spring Valley, Ill.
51	Risedorph, Brayden	Kendallville, Ind.
55	Decker-Petty, Aydan	New Castle, Ind.

Pitchers (L)		
18	Holderfield, Grant	Oak Park, Ill.
19	Keyster, Brandon	Channahon, Ill.
29	Kraft, Ryan	Mokena, Ill.
34	Rushing, Ryan	Bradenton, Fla.
41	Bothwell, Ty	Hebron, Ind.
46	Bohnert, Matthew	Cave Creek, Ariz.

Catchers		
6	Schuyler, TJ	Antioch, Ill.
9	Tibbitts, Brock	New Albany, Ohio
33	Shepard, AJ	Manassas, Va.
42	Bode, Austin	Columbus, Ind.
44	Stadler, Jake	Greenfield, Ind.

Infielders		
2	Oliver, Jasen	Almont, Mich.
7	Carlson, Hayden	San Clemente, Calif.
8	Cerny, Tyler	Greenwood, Ind.
12	Sefcik, Cal	Palos Heights, Ill.
15	Burckel, Brandon	Lindale, Texas
23	Brenczewski, Joey	Fishers, Ind.
32	Pyne, Josh	Bloomfield, Ind.

Outfielders		
3	Mathison, Carter	Fort Wayne, Ind.
5	Taylor, Devin	Cincinnati, Ohio
10	Colopy, Morgan	Centerville, Ohio
11	Bakes, Brayden	Algonquin, Ill.
13	Wiggins, Andrew	Indianapolis, Ind.
20	Mitchell, Nick	Carmel, Ind.
28	Murrison, Sam	Boca Raton, Fla.

## STAFF

Coaching Staff		
22 - Jeff Mercer (Head Coach)		6th Season
4 - Derek Simmons (Assistant Coach/Recruiting Coordinator)		5th Season
25 - Dustin Glant (Assistant Coach)		3rd Season
1 - Zach Weatherford (Assistant Coach)		3rd Season

Support Staff		
Director of Player Development/Operations	Denton Sagerman (6th Season)	
Special Assistant to the Head Coach	Scott Rolen (6th Season)	
Athletic Trainer	Joel Langemaat (16th Season)	
Athletic Performance Coach	Chris Virtue (17th Season)	

## PRONUNCIATION GUIDE

Seth Benes	ben-ess
Joey Brenczewski	Brin-CHESS-key
Brandon Burckel	BUR-KELL
Drew Buhr	BURR
Tyler Cerny	Sir-knee
Morgan Colopy	coll-uh-P
Brooks Ey	eye
Seti Manase	set-ee Muh-nahh-say
Carter Mathison	math-uh-sun
Josh Pyne	pine
Brayden Risedorph	rise-dorf
Ty Rybarczyk	ruh-bar-chick
TJ Schuyler	sky-ler
Cal Sefcik	sef-sick
Julian Tonghini	tun-G-NEE
Evan Whiteaker	white-aker

## TEAM INFORMATION

School Information	
Location	Bloomington, Indiana
Population	85,071
Founded	1820
Enrollment	47,527
Nickname	Hoosiers
Colors	Cream and Crimson
Conference	Big Ten
University President	Pamela Whitten
Athletics Director	Scott Dolson
Faculty Athletics Representative	Dr. Kurt Zorn

Bart Kaufman Field	
Opened	March 20, 2013
	Miami (Ohio); W, 15-1
Record	194-68-1 (.740)
Capacity	4,000
Dimensions	330-370-400-380-340
Attendance Record	4,312
	Stanford; 5/31/14 (NCAA Super Regional)
Regular Season Attendance Record	3,862
	Purdue; 5/4/14

2024 Team Information	
2023 Overall Record	43-20
Home/Road/Neutral Site	26-4/14-13/3-3
2023 Big Ten Record (Finish)	16-8 (2nd)
Position Starters Returning/Lost (25-plus starts)	5/4
Pitchers Returning/Lost (10-plus appearances)	10/6
Letterwinners Returning/Lost	17/16
Newcomers	18 (10 freshmen, 8 transfers)

Program Information	
First Year of Baseball	1895 (130th season)
First Year in Big Ten	1899
All-Time Record (Win %)	2,449-1,902-24 (.563)
All-Time Big Ten Record (Win %)	859-1,020-8 (.457)
Big Ten Championships (Last)	7 (2019)
Big Ten Tournaments (Last)	18 (2023)
Big Ten Tournament Record (Win %)	31-30 (.508)
Big Ten Tournament Championships (Last)	4 (2014)
NCAA Tournaments (Last)	10 (2023)
NCAA Super Regionals (Last)	1 (2013)
College World Series (Last)	1 (2013)

**INDIANA STRATEGIC COMMUNICATIONS**

## CONTACT INFORMATION

Jared Rigdon - Assistant Director of Strategic Communications

2nd Season • Indiana ('21) • Volleyball, Baseball

• Phone (317) 847-3953

---

• Email [imrigdon@iu.edu](mailto:imrigdon@iu.edu)

- Twitter @RigdonJared



## MEDIA INFORMATION

## INTERVIEW PROTOCOL

Please contact Jared Rigdon for all player and coach interviews. Select players and head coach Jeff Mercer will be made available following each home contest and at request following road games.

### Social Media Handles

- Twitter @IndianaBase

- Instagram @IndianaBase

- Facebook @IndianaBase

## SERIES HISTORY

## INDIANA vs. ILLINOIS

**All-Time Series:** Illinois leads 122-89-1

**Last Meeting:** W, 4-3 (May 23, 2023) - Big Ten Tournament

## Recent Meetings

Date	Opp. Rk	Site	Result
5/23/23	-	Omaha, Neb.	W, 4-3
4/15/23	-	Champaign, Ill.	W, 16-3
4/15/23	-	Champaign, Ill.	W, 6-4
4/14/23	-	Champaign, Ill.	L, 5-7
5/27/22	-	Omaha, Neb.	W, 8-1
5/1/22	-	Bloomington, Ind.	W, 11-7
4/30/22	-	Bloomington, Ind.	L, 10-18
4/29/22	-	Bloomington, Ind.	W, 7-6
5/18/21	-	Bloomington, Ind.	L, 2-3 (10)
4/10/21	-	Bloomington, Ind.	W, 8-0
4/9/21	-	Bloomington, Ind.	W, 6-4

## WHAT'S RETURNING?

## Indiana Baseball Returning Numbers

*Hitting*

Stat	% Returning	2023 Leader	Returning Leader
Hits	374/655 (.570)	Glasser (95)	Tibbitts (86)
Runs	273/486 (.562)	Glasser (70)	Tibbitts/Taylor (61)
RBI's	299/451 (.640)	Tibbitts (68)	Tibbitts (68)
Home Runs	53/77 (.688)	Taylor (16)	Taylor (16)
Doubles	70/131 (.534)	Glasser (19)	Tibbitts (17)
Triples	16/19 (.842)	Cerny/Tibbitts (4)	Cerny/Tibbitts (4)
At-Bats	1204/2197 (.548)	Glasser (266)	Pyne (254)

## Indiana Baseball Returning Numbers

### Pitching

<i>Stat</i>	<i>% Returning</i>	<i>2023 Leader</i>	<i>Returning Leader</i>
IP	288.1/566.1 (.518)	Sinnard (86.1)	Kraft (61.2)
Strikeouts	283/593 (.477)	Risedorph (60)	Risedorph (60)
Appearances	-	Risedorph (25)	Risedorph (25)
Starts	-	Sinnard (16)	Manase (13)

\* Starting pitcher Luke Sinnard is expected to miss most, if not, all of the '24 season

## THE MATCHUP

## Indiana vs. Illinois

Stat	Indiana	Illinois
Overall Record (Conf. Record)	11-10 (0-0)	8-11 (0-0)
Batting Average	.296	.243
Runs Per Game	7.62	5.58
Earned Run Average	7.35	6.76
Batting Average Against	.269	.270

## 2024 PRESEASON HONORS

### Individual Honors

Name	Honor
Devin Taylor	Perfect Game Preseason All-American
Andrew Wiggins	Perfect Game Top 75 Freshmen
Cal Sefcik	Perfect Game Top 75 Freshmen
Devin Taylor	Perfect Game Top 100 Sophomores
Carter Mathison	Perfect Game Top 100 Juniors
Luke Sinnard	Perfect Game Top 100 Juniors
Brock Tibbitts	Perfect Game Top 100 Juniors
Morgan Colopy	Perfect Game Top 50 Seniors
Devin Taylor	Big Ten Preseason Player of the Year (PG)
Devin Taylor	Perfect Game Preseason All-Big Ten Team
Josh Pyne	Perfect Game Preseason All-Big Ten Team
Brock Tibbitts	Perfect Game Preseason All-Big Ten Team
Carter Mathison	Perfect Game Preseason All-Big Ten Team
Devin Taylor	Big Ten Preseason Player of the Year (D1 Base)
Andrew Wiggins	Big Ten Preseason Freshman of the Year (D1 Base)
Devin Taylor	Big Ten Preseason Player to Watch
Brock Tibbitts	Big Ten Preseason Player to Watch
Connor Foley	Big Ten Preseason Player to Watch
Andrew Wiggins	Big Ten Freshman of the Year (BA)
Devin Taylor	Big Ten Player of the Year (BA)
Devin Taylor	Golden Spikes Watch List

## 2024 REGULAR SEASON HONORS

### Individual Honors

[illegible]

## BIG TEN PRESEASON POLL

## 2024 Big Ten Preseason Baseball Poll

Rank	Team	'23 Record
1.	Iowa	44-16
2.	Indiana	43-20
3.	Maryland	42-21
4.	Rutgers	33-23
5.	Nebraska	33-23-1
6.	Michigan	28-28



**Devin Taylor and Connor Foley** in a game in 2023.

# TELEVISION ROSTER



**2 | Jasen Oliver**  
INF | S/R | Fr.  
Almont, Mich.



**3 | Carter Mathison**  
OF | L/L | Jr.  
Fort Wayne, Ind.



**5 | Devin Taylor**  
OF | L/R | So.  
Cincinnati, Ohio



**6 | TJ Schuyler**  
C | R/R | Fr.  
Antioch, Ill.



**7 | Hayden Carlson**  
INF | R/R | Fr.  
San Clemente, Calif.



**8 | Tyler Cerny**  
INF | R/R | So.  
Greenwood, Ind.



**9 | Brock Tibbitts**  
C/INF | R/R | Jr.  
New Albany, Ohio



**10 | Morgan Colopy**  
OF | R/R | Sr.+  
Centerville, Ohio



**11 | Brayden Bakes**  
OF | L/R | Fr.  
Algonquin, Ill.



**12 | Cal Sefcik**  
INF | R/R | Fr.  
Palos Heights, Ill.



**13 | Andrew Wiggins**  
OF | L/R | Fr.  
Indianapolis, Ind.



**14 | Connor Foley**  
RHP | R/R | So.  
Jasper, Ind.



**15 | Brandon Burckel**  
INF | R/R | Jr.  
Lindale, Texas



**16 | Jack Moffitt**  
RHP | R/R | Sr.  
Seattle, Wash.



**17 | Ben Grable**  
RHP | R/R | Sr.  
Pasadena, Calif.




**18 | Grant Holderfield**  
LHP | L/L | R-So.  
Oak Park, Ill.



**19 | Brandon Keyster**  
LHP | L/L | R-So.  
Channahon, Ill.



**20 | Nick Mitchell**  
OF | L/R | Jr.  
Carmel, Ind.



**21 | Jacob Vogel**  
RHP | R/R | R-Fr.  
North Vernon, Ind.



**23 | Joey Brenzewski**  
INF | S/R | R-Fr.  
Fishers, Ind.



**24 | Drew Buhr**  
RHP | L/R | Gr.  
Austin, Ind.



**26 | Seth Benes**  
RHP | R/R | Fr.  
O'Fallon, Mo.



**27 | Brooks Ey**  
RHP | R/R | Sr.  
Philadelphia, Pa.



**28 | Sam Murrison**  
OF | R/R | Sr.  
Boca Raton, Fla.



**29 | Ryan Kraft**  
LHP | L/L | Jr.  
Mokena, Ill.



**30 | Seti Manase**  
RHP | R/R | Sr.  
Puyallup, Washington




**31 | Evan Whiteaker**  
RHP | R/R | So.  
West Chester, Ohio



**32 | Josh Pyne**  
INF | R/R | Jr.  
Bloomfield, Ind.



**33 | AJ Shepard**  
C | R/R | R-Fr.  
Manassas, Va.



**34 | Ryan Rushing**  
LHP | R/L | Fr.  
Bradenton, Fla.



**35 | Evan O'Neill**  
RHP | R/R | Fr.  
Alpharetta, Ga..



**39 | Eli Shaw**  
RHP | R/R | Fr.  
Indianapolis, Ind.



**37 | Luke Sinnard**  
RHP | R/R | Jr.  
Hendersonville, Tenn.



**38 | Cooper Katskee**  
RHP | R/R | So.  
Greenwood Village, Colo.



**40 | Ethan Phillips**  
RHP | S/R | So.  
Dunedin, Fla.



**41 | Ty Bothwell**  
LHP | L/L | R-Sr.  
Hebron, Ind.



**42 | Austin Bode**  
C | L/R | Jr.  
Columbus, Ind.



**43 | Ty Rybarczyk**  
RHP | R/R | Gr.  
Spring Valley, Ill.



**44 | Jake Stadler**  
C | L/R | R-Jr.  
Greenfield, Ind.



**45 | Julian Tonghini**  
RHP | R/R | Jr.  
New Canaan, Conn.



**46 | Matthew Bohnert**  
LHP | L/L | Sr.  
Cave Creek, Ariz.



**51 | Brayden Risedorph**  
RHP | R/R | So.  
Kendallville, Ind.



**55 | Aydan Decker-Petty**  
RHP | R/R | So.  
New Castle, Ind.



**22 | Jeff Mercer**  
Head Coach  
6th Season



**4 | Derek Simmons**  
Assistant Coach  
5th Season



**25 | Dustin Glant**  
Assistant Coach  
3rd Season



**1 | Zach Weatherford**  
Assistant Coach  
3rd Season

## GET TO KNOW COACH MERCER

### 6TH SEASON AT INDIANA • 8TH SEASON AS HEAD COACH

**Born:** July 25, 1985

**Hometown:** Bargersville, Ind.

**Education:** Wright State (2009), Organizational Leadership

**Spouse:** Stephanie

**Children:** Grady and Grace

## COACHING EXPERIENCE

**Head Coach:** Indiana (2019-Present)

**Head Coach:** Wright State (2017-18)

**Assistant Coach:** Wright State (2014-16)

**Volunteer Assistant:** Western Kentucky (2012-13)

**Volunteer Assistant:** Michigan (2011)

**Graduate Assistant:** Ohio Northern (2010)

## PRIOR TO INDIANA

### WRIGHT STATE

*Assistant Coach (2014-16), Head Coach (2017-18)*

• The first former student-athlete to be named head coach of the baseball program, Mercer led Wright State for two seasons and amassed 77 victories. In his two seasons at the helm, WSU won nearly 70 percent of its games and averaged 38.5 wins per season.

• The 2018 Horizon League Coach of the Year, the Raiders won the regular season and conference tournament title in the 2018 to earn a spot in the NCAA Stanford Regional. In 2017, Mercer's squad earned the programs first-ever national ranking.

• The 2018 Horizon League champions, Wright State won eight of its last 10 games and 15 of its last 19 to close the season. The Raiders grabbed the tournament title with three-straight wins and outscored opponents 32-11 during the run.

• With a 39-17 overall record and a 22-6 league mark, WSU ranked No. 8 in the country in scoring (7.8 rpg) and stolen bases (110) and was No. 21 in on-base percentage (.394). The Raiders' .979 fielding percentage was No. 10 nationally.

• Wright State was led by Horizon League Player of the Year Gabe Snyder, who paced the conference in home runs (15) and RBI (73), and was second in batting average (.359), missing the league's Triple Crown by one batting average point.

• WSU received its first-ever top 25 ranking in 2017 and finished the year at 38-21 and 21-9 in league action. Mercer's aggressiveness in the run game resulted in Wright State ranking No. 2 nationally with 130 stolen bases.

• Weiss was selected as the 2017 Horizon League Freshman of the Year and first-team all-league along with Morrow. Pitcher Danny Sexton was named a second-team All-Horizon League along with Hendrixson and Gray. Both Weiss earned Freshman All-American and second-team ABCA All-Midwest selection.

### WESTERN KENTUCKY

*Volunteer Assistant Coach (2012-13)*

• Prior to the return to his alma mater, Mercer spent two seasons as a volunteer assistant coach at Western Kentucky University (2012-13). While with the Hilltoppers, he worked with pitchers and outfielders, and was also instrumental in the development and organization of the program's camps.

### MICHIGAN

*Volunteer Assistant Coach (2011)*

• His first Division I experience came at the University of Michigan as the volunteer assistant coach in 2011. During his time with the Wolverines, he worked with the catchers and outfielders.

### OHIO NORTHERN

*Graduate Assistant Coach (2010)*

• Before his arrival in Ann Arbor, Mercer spent the 2010 season as the graduate assistant coach at Ohio Northern University where he was in charge of the infielders and hitters and was the recruiting coordinator. each of his three seasons as an assistant.

## HEAD COACH JEFF MERCER (#22)



### INDIANA

*Head Coach (2019-Present)*

#### 2023

- NCAA Regional Final Appearance
- 43 wins, most since 2013
- 16-8 in the Big Ten, second in the conference standings
- 26 wins at Bart Kaufman Field, a program record
- Highest RPI (31) and most Quad 1 wins in Big Ten (10)
- Big Ten Freshman of the Year (Devin Taylor)
- Luke Sinnard (109 strikeouts), single season program record
- Eight All-Big Ten selections, four ABCA All-Region honors
- Two MLB draft picks (Phillip Glasser, Craig Yoho)

#### 2022

- Made the Big Ten Tournament with 10 Big Ten wins
- Three Freshman All-Americans (Pyne, Tibbitts, Mathison)
- Carter Mathison (19 home runs), IU freshman record
- Matthew Ellis (Third Team All-Big Ten)
- Two MLB draft Picks (Bradley Brehmer and Reese Sharp)

#### 2021

- Conference-only schedule due to COVID-19
- 26 wins against Big Ten foes, most in program history
- Grant Richardson (First Team All-Big Ten)
- Four players taken in top-10 rounds of MLB draft

#### 2020

- Season finished short due to COVID-19 pandemic
- 9-6 record at the time the season was canceled
- Three wins over ranked teams (LSU, South Alabama, East Carolina)

#### 2019

- Big Ten Coach of the Year
- Big Ten Regular Season Champions
- 37-23, 17-7 record
- NCAA Tournament appearance
- Big Ten Pitcher of the Year (Andrew Saalfank)
- 2nd-round MLB draft pick (Matt Gorski)
- Six All-Big Ten selections

### Career Head Coaching Records

Year	School	Overall	Conference	Position
2024	Indiana	11-10	0-0	Head Coach
2023	Indiana	43-20	16-8	Head Coach
2022	Indiana	27-32	10-14	Head Coach
2021	Indiana	26-18	26-18*	Head Coach
2020	Indiana	9-6	-	Head Coach
2019	Indiana	37-23	17-7	Head Coach
2018	Wright State	39-17	22-6	Head Coach
2017	Wright State	38-21	21-9	Head Coach

### Accolades

*Career Accolades - as head coach*

- 3 NCAA Tournament Appearances (2018, 2019, 2023)
- 2 Regular Season Conference Titles (2018, 2019)
- 2 Conference Coach of the Year Honors (2018, 2019)
- 1 Conference Tournament Title (2018)

### Indiana Highlights

*All-Americans*

- Grant Richardson (2020)
- Andrew Saalfank (2019)

*Freshman All-Americans*

- Craig Yoho, Devin Taylor, Brayden Risedorph (2023)
- Carter Mathison, Josh Pyne, Brock Tibbitts (2022)
- Grant Richardson (2019)

*All-Big Ten First Team*

- Ryan Kraft, Devin Taylor (2023)
- Grant Richardson (2021)
- Matt Lloyd, Andrew Saalfank (2019)

*All-Region First Team*

- Matt Lloyd, Andrew Saalfank (2019)

*All-Region Second Team*

- Luke Sinnard, Brock Tibbitts, Devin Taylor, Phillip Glasser (2023)
- Cole Barr, Grant Richardson (2021)
- Cole Barr (2019)

*Big Ten Freshman of the Year*

- Devin Taylor (2023)

*Big Ten Pitcher of the Year*

- Andrew Saalfank (2019)

## BASEBALL STAFF



### 25 • ASSISTANT COACH • DUSTIN GLANT

3rd Season • Purdue ('03)

**Dustin Glant** helped oversee the development of starting pitcher Luke Sinnard into one of the nation's most dominant strikeout forces in 2023. He set the Indiana single-season strikeout record with 114 punchouts which ranked No. 1 in the Big Ten and No. 16 in the NCAA.

Sinnard started 16 games on the mound, collecting six victories while holding opponents to three-or-fewer runs on 10 different occasions. IU's 598 strikeouts as a team are second only to the 2022 team, also

coached by Glant, in program history.

Ryan Kraft was named a First Team All-Big Ten relief pitcher after appearing in 21 games and collecting six victories and five saves. He finished the season with a 2.48 ERA while striking out 51 batters and holding opponents to just a .249 batting average.

In his first season on campus, Glant helped the Indiana pitching staff continue a run of success in the Major League Baseball Draft, as well as establish a new program record for strikeouts in a season. The 600 strikeouts in 2022 rank atop the IU charts and are No. 2 in Big Ten history, behind Iowa's 609 strikeouts during the same 2022 campaign.

In the MLB Draft, Indiana's top two starting pitchers and top reliever were each selected in the 2022 event. The No. 1 starter on the staff, Jack Perkins, was picked in the fifth round by Oakland after posting 91 strikeouts to pace the team. Bradley Brehmer and Reese Sharp were taken in the 12th and 20th rounds.



### 4 • ASSISTANT COACH • DEREK SIMMONS

5th Season • Georgia State ('09)

**Derek Simmons** enters his fifth season at Indiana and continues to work with the hitters and coach the infielders and man the third-base coaches' box on game days, while entering his third season as the program's recruiting coordinator.

The 13-year coaching veteran has thrived on the recruiting front in previous stops, with a pair of top-25 recruiting class to go along with four other "top classes" per Collegiate Baseball Newspaper. The Duluth, Georgia, native was also named to Baseball America's Coaches to Watch list in 2018 and 2019.

In his career, he has coached or recruited 58 all-conference honorees, three conference "of the year" award winners, nine All-Americans and five Freshmen All-Americans. The Duluth, Georgia, native is also a part of the USA Baseball program, which includes stints with the 18U National Team and the 14U National Training Development Program.

His time in Bloomington has seen the development of multiple MLB Draft picks, three Freshmen All-Americans in 2022, one freshman All-American hitter in 2023, a shortened 2020 season and a program-record 26 Big Ten victories during the 2021 conference-only slate.

Devin Taylor broke onto the scene as a freshman in 2023, breaking the Indiana freshman RBI record (59) and earning Big Ten Freshman of the Year honors. He hit 16 home runs in his rookie year which is No. 2 among freshmen in program history behind only Carter Mathison's 19 in 2022.



### 1 • ASSISTANT COACH • ZACH WEATHERFORD

3rd Season • Wright State ('19)

**Zach Weatherford** starts year three with Indiana and his first as a full-time assistant coach. He works with the program's outfielders and base runners. He also assists head coach Jeff Mercer and assistant coach Derek Simmons with the Hoosiers' hitters.

Devin Taylor broke onto the scene as a freshman in 2023, breaking the Indiana freshman RBI record (59) and earning Big Ten Freshman of the Year honors. He hit 16 home runs in his rookie year which is No. 2

among freshmen in program history behind only Carter Mathison's 19 in 2022. Taylor made 42 starts in the outfield in 2023.

In 2022, the trio of position players, Carter Mathison, Josh Pyne and Brock Tibbitts were all tabbed to Freshman All-America teams, with Mathison setting the Indiana freshman home run mark at 19 home runs. That total ranked No. 3 nationally among freshmen. Along with the trio of Freshman All-America picks, Evan Goforth joined them on the Big Ten All-Freshman Team. On the bases, Indiana stole 65 bases, its most since 2018 (72) season.

Weatherford also spent his first season in collegiate baseball as the Director of Operations at Wright State. The Raiders advanced to the 2021 NCAA Knoxville Regional when they swept through the Horizon League Tournament by outscoring its three opponents 40-10 after a Horizon League-record 28 conference victories in the regular season.



### DIRECTOR OF PLAYER DEVELOPMENT • DENTON SAGERMAN

6th Season • Dayton ('14)

**Denton Sagerman** enters his sixth season as a member of the staff. He serves as Director of Player Development and Operations.

As director of operations, Sagerman is responsible for budgeting, scheduling, travel coordination, video breakdown and managing the role of analytics within the program; amongst other general program operations.

The former collegiate pitcher also works closely with pitching coach Dustin Glant assisting him with pitch design, video analysis, TrackMan and Rapsodo in a non-coaching capacity.

Prior to Indiana, Sagerman served as the director of baseball operations at Wright State University, under head coach Jeff Mercer. He also focused on analytics and its uses in player development.

Prior to joining Mercer at WSU, Sagerman worked as an aerospace engineer at Wright-Patterson Air Force Base with a specialization in computational fluid dynamics.

A two-time graduate from the University of Dayton, Sagerman owns his bachelor (2015) and master (2017) of engineering degrees. He was also a two-time letterwinner for the Flyers baseball program and a part of the 2012 Atlantic 10 championship team that qualified for the NCAA Tournament.

## BASEBALL FULL STAFF

Jeff Mercer	Head Coach
Derek Simmons	Assistant Coach/Recruiting Coordinator
Dustin Glant	Assistant Coach
Zach Weatherford	Assistant Coach
Denton Sagerman	Director of Player Development/Operations
Scott Rolen	Special Assistant to the Head Coach
Jeremy Gray	Sport Administrator
Joel Langemaat	Athletic Trainer
Chris Virtue	Athletic Performance Coach
Rusty Stillions	Equipment Manager
Kourtney Patrick	Performance Dietitian
Jared Rigdon	Sports Information Director
Eric Schwartz	Compliance
Morgan Finney	Event Management
Robert Williams	Marketing
Zach Barge	Academics



Head coach **Jeff Mercer** in his sixth season.

## KEY CONTRIBUTORS - OFFENSE



**3 • CARTER MATHISON**  
*Junior • 6-2 • OF*  
 Fort Wayne, Ind./Homestead  
 Major: Management  
 Parents: Craig and Mindy  
 Siblings: Abigail and Lilly

### CAREER HIGHS

Hits	3, Nine times
Doubles	2, Six times
Triples	1, Four times
Home Runs	2, Illinois, 5/1/22
RBI	5, Illinois, 5/1/22
Runs Scored	3, Nine times
Total Bases	8, Two times

### CAREER STATISTICS

SEASON	GP-GS	AVG.	AB	H	R	2B	3B	HR	RBI	TB	SLG%	BB	HBP	SO	OB%
2024	21-21	.256	78	20	19	6	0	5	15	41	.526	17	4	26	.406
2023	63-61	.311	225	70	43	15	3	10	49	121	.538	41	7	59	.426
2022	59-57	.273	209	57	55	11	1	19	58	127	.608	36	8	59	.393
<b>Total</b>	<b>143-139</b>	<b>.287</b>	<b>512</b>	<b>147</b>	<b>117</b>	<b>32</b>	<b>4</b>	<b>34</b>	<b>122</b>	<b>288</b>	<b>.564</b>	<b>94</b>	<b>19</b>	<b>144</b>	<b>.409</b>

### PLAYER NOTES

- Has appeared in all 143 games of his college career, starting in 139 of those
- 2022 Collegiate Baseball Newspaper and National Collegiate Baseball Writers Freshman All-American
- 2022 Big Ten All-Freshman Team
- Indiana's single-season freshman home run record holder (19 in 2022)
- Two home runs away from moving into top-10 in school history
- 2021 IHSBCA Mr. Baseball (Homestead High School)



**5 • DEVIN TAYLOR**  
*Sophomore • 6-1 • OF*  
 Cincinnati, Ohio/LaSalle  
 Major: Sports Marketing  
 Parents: Michelle and Carey  
 Sibling: Chandler

### CAREER HIGHS

Hits	4, Bellarmine, 3/11/23
Doubles	2, Four times
Triples	1, Four times
Home Runs	2, Five times
RBI	5, Maryland, 4/30/23
Runs Scored	4, Bellarmine, 3/11/23
Total Bases	9, Three times

### CAREER STATISTICS

SEASON	GP-GS	AVG.	AB	H	R	2B	3B	HR	RBI	TB	SLG%	BB	HBP	SO	OB%
2024	20-20	.398	83	33	19	4	0	4	19	49	.590	12	0	13	.464
2023	55-51	.315	200	63	61	13	3	16	59	130	.650	36	6	46	.430
<b>Total</b>	<b>75-71</b>	<b>.339</b>	<b>283</b>	<b>96</b>	<b>80</b>	<b>17</b>	<b>3</b>	<b>20</b>	<b>78</b>	<b>179</b>	<b>.633</b>	<b>48</b>	<b>6</b>	<b>59</b>	<b>.438</b>

### PLAYER NOTES

- Set Indiana's freshman RBI record in 2023 (59); ninth Hoosier rookie to reach the 50-RBI mark in a single season
- Finished second in program history on the freshman home run charts (16), behind Mathison's 19 in 2022
- 2023 Freshman All-American by Collegiate Baseball Newspaper and Perfect Game
- 2023 Big Ten Freshman of the Year
- 2023 First Team All-Big Ten
- Third player in program history to earn First Team All-Big Ten honors as a freshman (Larry Blackwell - 1979, Joey DeNato - 2011)
- Recorded four multi-home run games as a freshman



**8 • TYLER CERNY**  
*Sophomore • 6-2 • INF*  
 Greenwood, Ind./Center Grove  
 Major: Sports Marketing  
 Parents: Raeanne and Jason  
 Sibling: Brennah

### CAREER HIGHS

Hits	4, Two times
Doubles	2, Twice
Triples	1, Four times
Home Runs	2, Ohio, 4/22/23
RBI	6, Ohio, 4/22/23
Runs Scored	3, Five times
Total Bases	9, Ohio, 4/22/23

### CAREER STATISTICS

SEASON	GP-GS	AVG.	AB	H	R	2B	3B	HR	RBI	TB	SLG%	BB	HBP	SO	OB%
2024	21-21	.352	91	32	18	9	0	3	21	50	.549	3	3	16	.388
2023	59-57	.276	221	61	47	9	4	10	43	108	.489	13	13	52	.348
<b>Total</b>	<b>80-78</b>	<b>.298</b>	<b>312</b>	<b>93</b>	<b>65</b>	<b>18</b>	<b>4</b>	<b>13</b>	<b>64</b>	<b>158</b>	<b>.506</b>	<b>16</b>	<b>16</b>	<b>68</b>	<b>.359</b>

### PLAYER NOTES

- Appeared in 59 games with 57 starts at second base in 2023
- Made the transition as the starting shortstop in 2024, replacing the drafted Phillip Glasser (10th Round - Nationals)
- 2023 All-Big Ten Freshman Team
- Paired with fellow freshman Devin Taylor as only first-year duo in Big Ten with 10 home runs each



**9 • BROCK TIBBITTS**  
*Junior • 6-4 • C/INF*  
 New Albany, Ohio/New Albany  
 Major: Sports Marketing  
 Parents: Heather and Jeff  
 Siblings: Jaelynn and Kirsten

### CAREER HIGHS

Hits	4, Seven times
Doubles	2, Twice
Triples	1, Seven times
Home Runs	2, Three times
RBI	5, Twice
Runs Scored	4, Twice
Total Bases	10, Ball State, 4/11/23

### CAREER STATISTICS

SEASON	GP-GS	AVG.	AB	H	R	2B	3B	HR	RBI	TB	SLG%	BB	HBP	SO	OB%
2024	21-21	.361	83	30	18	6	2	2	24	46	.554	11	4	19	.441
2023	63-63	.357	241	86	61	17	4	10	68	141	.585	33	12	43	.447
2022	59-57	.266	218	58	42	13	1	9	43	100	.459	38	4	46	.382
<b>Total</b>	<b>143-141</b>	<b>.321</b>	<b>542</b>	<b>174</b>	<b>121</b>	<b>36</b>	<b>7</b>	<b>21</b>	<b>135</b>	<b>287</b>	<b>.530</b>	<b>82</b>	<b>20</b>	<b>108</b>	<b>.420</b>

### PLAYER NOTES

- Has appeared in all 142 games of his college career, starting 140 of those
- Started in 140-consecutive games (third-longest stretch by an IU player since 2008)
- Appeared as a first baseman, catcher, left fielder and designated hitter
- Reached base safely in 125 of 141 games started, with a hit in 98 of those games
- His .357 batting average tied Phillip Glasser for the team lead in 2023; tied for sixth in the Big Ten
- 2023 Second Team All-Big Ten
- 2023 All-Midwest Region Second Team

## KEY CONTRIBUTORS - OFFENSE



### 2 • JASEN OLIVER

*Freshman • 5-11 • INF*  
 Almont, Mich./  
 Orchard Lake St. Mary's Prep  
 Major: Business and Finance  
 Parents: Jake and Libby  
 Siblings: Jaden, Lyla and Jaxen

#### CAREER HIGHS

Hits	1, Four times
Doubles	None
Triples	None
Home Runs	None
RBI	1, Twice
Runs Scored	2, Twice
Total Bases	1, Four times

#### CAREER STATISTICS

SEASON	GP-GS	AVG.	AB	H	R	2B	3B	HR	RBI	TB	SLG%	BB	HBP	SO	OB%
2024	9-5	.222	18	4	5	0	0	0	2	4	.222	6	0	4	.417
<b>Total</b>	<b>9-5</b>	<b>.222</b>	<b>18</b>	<b>4</b>	<b>5</b>	<b>0</b>	<b>0</b>	<b>0</b>	<b>2</b>	<b>4</b>	<b>.222</b>	<b>6</b>	<b>0</b>	<b>4</b>	<b>.417</b>

#### PLAYER NOTES

- No. 142 overall prospect in class of 2023 (PG)
- High School All-American (Collegiate Baseball)
- Led high school team to 85-straight wins (2021-23)
- Moved into starting second baseman role in Troy series
- Projects as future third baseman for IU program
- Second-highest ranked recruit in 2023 class (behind Andrew Wiggins)



### 20 • NICK MITCHELL

*Junior • 5-10 • OF*  
 Carmel, Ind./Carmel/Western Illinois  
 Major: Liberal Studies  
 Parents: Bob and Teresa  
 Siblings: Jackson

#### CAREER HIGHS

Hits	4, Three times
Doubles	2, Twice
Triples	1, Nine times
Home Runs	1, Six times
RBI	4, Twice
Runs Scored	4, Twice
Total Bases	5, Troy, 3/10/24*

#### CAREER STATISTICS

SEASON	GP-GS	AVG.	AB	H	R	2B	3B	HR	RBI	TB	SLG%	BB	HBP	SO	OB%
2024	15-15	.333	57	19	22	4	2	1	10	30	.526	15	2	11	.486
2023	49-49	.354	192	68	42	17	6	4	24	109	.568	33	3	25	.454
2022	46-45	.342	184	63	28	5	2	1	26	75	.408	13	2	40	.384
<b>Total</b>	<b>110-107</b>	<b>.346</b>	<b>433</b>	<b>150</b>	<b>92</b>	<b>26</b>	<b>10</b>	<b>6</b>	<b>60</b>	<b>214</b>	<b>.494</b>	<b>61</b>	<b>7</b>	<b>76</b>	<b>.431</b>

#### PLAYER NOTES

- Prepped at Carmel High School in Carmel, Indiana
- Played first two years of college baseball at Western Illinois
- Inserted as IU's leadoff hitter at the Frisco Classic
- No. 28 on Baseball America's Top-100 Transfer List for the 2024 Season
- 2023 First Team All-Summit League
- 2022 Second Team All-Summit League and All-Freshman Team
- Led Western Illinois in all statistical categories in 2023 including hits (68), average (.354) and double bases (17)



### 23 • JOEY BRENCZEWSKI

*Redshirt Freshman • 6-3 • INF*  
 Fishers, Ind./Fishers  
 Major: Public Financial Management  
 Parents: Andrea and Brett  
 Siblings: Caleb and Kiel

#### CAREER HIGHS

Hits	2, Twice
Doubles	1, Twice
Triples	None
Home Runs	None
RBI	3, Baylor, 2/25/24
Runs Scored	1, Six times
Total Bases	2, Four times

#### CAREER STATISTICS

SEASON	GP-GS	AVG.	AB	H	R	2B	3B	HR	RBI	TB	SLG%	BB	HBP	SO	OB%
2024	15-10	.270	37	10	6	2	0	0	13	12	.324	2	3	7	.349
2023	-	-	-	-	-	-	-	-	-	-	-	-	-	-	-
<b>Total</b>	<b>15-10</b>	<b>.270</b>	<b>37</b>	<b>10</b>	<b>6</b>	<b>2</b>	<b>0</b>	<b>0</b>	<b>13</b>	<b>12</b>	<b>.324</b>	<b>2</b>	<b>3</b>	<b>7</b>	<b>.349</b>

#### PLAYER NOTES

- Redshirted his initial season on campus
- Made collegiate debut vs. Duke (2/16); recorded first career hit vs. George Mason (2/18)
- Transitioning to play first base on rotation for the Hoosiers
- Hurt in the fall; missed time from practice
- Prepped at Fishers High School



### 32 • JOSH PYNE

*Junior • 6-0 • INF*  
 Bloomfield, Ind./Linton-Stockton  
 Major: Management  
 Parents: Jared and Brooke  
 Siblings: Jacob and Adalyn

#### CAREER HIGHS

Hits	4, Four times
Doubles	2, Eight Times
Triples	1, Three Times
Home Runs	1, 13 Times
RBI	5, Purdue, 5/14/23
Runs Scored	4, Purdue, 5/12/23
Total Bases	7, Twice

#### CAREER STATISTICS

SEASON	GP-GS	AVG.	AB	H	R	2B	3B	HR	RBI	TB	SLG%	BB	HBP	SO	OB%
2024	21-21	.315	89	28	18	8	0	1	11	39	.438	9	1	19	.376
2023	62-62	.295	254	75	50	16	2	6	56	113	.445	24	3	47	.357
2022	57-56	.327	226	74	41	20	1	6	57	114	.504	20	3	51	.386
<b>Total</b>	<b>140-139</b>	<b>.311</b>	<b>569</b>	<b>177</b>	<b>109</b>	<b>44</b>	<b>3</b>	<b>13</b>	<b>124</b>	<b>266</b>	<b>.467</b>	<b>53</b>	<b>7</b>	<b>117</b>	<b>.371</b>

#### PLAYER NOTES

- 2023 Third Team All-Big Ten (3B)
- 2022 Freshman All-American (Collegiate Baseball Newspaper, D1 Baseball, Perfect Game, NCBWA)
- 2022 Big Ten All-Freshman Team
- Has appeared in 140 of a possible 143 games in his first three years of college
- Reached safely in 51 of 62 games in 2023 with a hit in 45 of those contests
- Same recruiting class as Brock Tibbitts, Carter Mathison and Ryan Kraft
- Needs 41 RBI's for top-10 at IU; needs 6 doubles for top-10 at IU

## KEY CONTRIBUTORS - PITCHING



**14 • CONNOR FOLEY**  
*Sophomore • 6-5 • RHP*  
 Jasper, Ind./Jasper  
 Major: Sports Management  
 Parents: Kristie and Mike  
 Siblings: Madison

### CAREER HIGHS

Innings Pitched	6.0, Baylor, 2/24/23
Strikeouts	8, Twice
Batters Faced	25, Belmont, 3/16/24
Total Pitches	97, Dallas Baptist, 3/2/24

### CAREER STATISTICS

SEASON	W-L	ERA	APP	GS	CG	SV	IP	H	R	ER	BB	SO	2B	HR	BAVG
2024	1-1	4.63	5	5	0	0	23.1	14	12	12	18	35	2	4	.167
2023	4-2	3.72	20	0	0	3	29.0	16	12	12	21	42	2	3	.163
<b>Total</b>	<b>5-3</b>	<b>4.13</b>	<b>25</b>	<b>5</b>	<b>0</b>	<b>3</b>	<b>52.1</b>	<b>30</b>	<b>24</b>	<b>24</b>	<b>39</b>	<b>77</b>	<b>4</b>	<b>7</b>	<b>.165</b>

### PLAYER NOTES

- Made 20 appearances in relief as a freshman with four wins and three saves
- First career start came against No. 18 Coastal Carolina (2/17/24)
- Big Ten Pitcher of the Week (Feb. 19)
- All-State Baseball and Football player at Jasper; same school that produced Scott Rolan
- 2021 IHSA 4A State Champion in Baseball
- Draft-eligible sophomore in 2024
- Part of strong sophomore pitching class (Phillips, Risedorph, Whiteaker)



**16 • JACK MOFFITT**  
*Senior • 6-7 • RHP*  
 Seattle, Wash./Seattle Prep  
 (Gonzaga)  
 Major: Marketing  
 Parents: Scott and Jane  
 Siblings: Molly and Megan

### CAREER HIGHS

Innings Pitched	4.1, BYU, 3/31/23
Strikeouts	4, Twice
Batters Faced	14, Twice
Total Pitches	64, BYU, 3/31/23

### CAREER STATISTICS

SEASON	W-L	ERA	APP	GS	CG	SV	IP	H	R	ER	BB	SO	2B	HR	BAVG
2024	1-1	3.86	7	1	0	0	11.2	12	10	5	2	12	1	4	.250
2023	0-2	7.34	17	0	0	1	30.2	29	26	25	17	22	4	1	.269
2022	-	-	-	-	-	-	-	-	-	-	-	-	-	-	-
2021	0-0	99.00	1	0	0	0	0.1	3	4	4	2	0	0	0	.750
<b>Total</b>	<b>1-3</b>	<b>7.17</b>	<b>25</b>	<b>1</b>	<b>0</b>	<b>1</b>	<b>42.2</b>	<b>44</b>	<b>40</b>	<b>34</b>	<b>21</b>	<b>34</b>	<b>5</b>	<b>5</b>	<b>.275</b>

### PLAYER NOTES

- Made 18 career appearances for Gonzaga before transferring to IU
- Earned first-career college win against Troy (March 10, 2024)
- Made first-career start against Belmont (March 15, 2024)
- Joint-tallest player on the active roster (6-7; Jacob Vogel)
- One of two Washington natives on the roster (Seti Manase)



**18 • GRANT HOLDERFIELD**  
*Redshirt Sophomore • 6-3 • LHP*  
 Oak Park, Ill./Oak Park & River Forest  
 Major: Marketing  
 Parents: Carol and Greg  
 Siblings: Griffin

### CAREER HIGHS

Innings Pitched	3.2, Xavier, 3/20/22
Strikeouts	8, Kentucky, 3/15/22
Total Pitches	59, Xavier, 3/20/22

### CAREER STATISTICS

SEASON	W-L	ERA	APP	GS	CG	SV	IP	H	R	ER	BB	SO	2B	HR	BAVG
2024	1-1	16.43	6	0	0	1	7.2	12	15	14	6	10	2	2	.343
2023	-	-	-	-	-	-	-	-	-	-	-	-	-	-	-
2022	2-4	7.40	25	2	0	2	41.1	50	44	34	23	52	4	9	.291
<b>Total</b>	<b>3-5</b>	<b>8.82</b>	<b>31</b>	<b>2</b>	<b>0</b>	<b>3</b>	<b>49.0</b>	<b>62</b>	<b>59</b>	<b>48</b>	<b>29</b>	<b>62</b>	<b>6</b>	<b>11</b>	<b>.300</b>

### PLAYER NOTES

- Went 643 days between appearances before (May 19, 2022 vs. Iowa - Feb. 20, 2024 vs. Miami (Ohio) (injury))
- Returned to health after missing the entire 2023 season through injury
- Used as a potential left-handed matchup piece out of the bullpen
- Made 25 appearances and two starts in is freshman season in 2022
- Ranked as the No. 11 prospect coming out of high school in Illinois



**45 • JULIAN TONGHINI**  
*Junior • 6-3 • RHP*  
 New Canaan, Conn./Salisbury School  
 (Boston College)  
 Major: Business and Entrepreneurship  
 Parents: Eric and Bettina  
 Siblings: Alana and Ryan

### CAREER HIGHS

Innings Pitched	4.0, North Carolina State, 3/26/23
Strikeouts	5, North Carolina State, 3/26/23
Batters Faced	14, Baylor, 2/23/24*
Total Pitches	58, Northern Kentucky, 3/6/24

### CAREER STATISTICS

SEASON	W-L	ERA	APP	GS	CG	SV	IP	H	R	ER	BB	SO	2B	HR	BAVG
2024	1-0	2.77	6	0	0	2	13.0	12	8	4	7	10	2	0	.240
2023	2-1	3.81	19	0	0	2	28.1	25	14	12	20	34	4	1	.238
2022	1-0	7.65	20	1	0	1	20.0	23	18	17	14	17	5	0	.277
<b>Total</b>	<b>4-1</b>	<b>4.84</b>	<b>45</b>	<b>1</b>	<b>0</b>	<b>5</b>	<b>61.1</b>	<b>60</b>	<b>40</b>	<b>33</b>	<b>41</b>	<b>61</b>	<b>11</b>	<b>1</b>	<b>.252</b>

### PLAYER NOTES

- Played two years at Boston College before transferring to Indiana
- One of best breaking balls in college baseball according to pitching coach Dustin Glant
- Primarily could be used as setup or closer out of the bullpen
- Has served as one of IU's best bullpen arms in the early going
- Three-inning save vs. George Mason in his IU debut (Feb. 18)

\* - at Indiana

## KEY CONTRIBUTORS - PITCHING



**29 • RYAN KRAFT**  
*Junior • 6-4 • LHP*  
 Mokena, Ill./Lincoln-Way Central  
 Major: Secondary Education  
 Parents: Greg and Jennifer  
 Siblings: Lauren and Kathryn

### CAREER HIGHS

Innings Pitched	7.1, Northwestern, 5/6/23
Strikeouts	7, Twice
Batters Faced	28, Northwestern, 5/6/23
Total Pitches	95, Ohio, 4/21/23

### CAREER STATISTICS

SEASON	W-L	ERA	APP	GS	CG	SV	IP	H	R	ER	BB	SO	2B	HR	BAVG
2024	1-0	6.75	6	0	0	1	12.0	17	11	9	10	10	3	4	.327
2023	6-1	2.48	21	2	0	5	61.2	58	23	17	22	51	14	2	.249
2022	2-1	9.78	25	1	0	0	42.1	60	49	46	30	59	8	10	.326
<b>Total</b>	<b>9-2</b>	<b>5.59</b>	<b>52</b>	<b>3</b>	<b>0</b>	<b>6</b>	<b>116.0</b>	<b>135</b>	<b>83</b>	<b>72</b>	<b>62</b>	<b>120</b>	<b>25</b>	<b>16</b>	<b>.288</b>

### PLAYER NOTES

- Made 52 career appearances in three years at Indiana
- last Hoosier to make 20+ appearances in three-straight years was B.J. Sabol (2016-18)
- 2023 First Team All-Big Ten (RP)
- Collected six victories and five saves in 61.2 innings pitched as a sophomore
- Both his grandmother and grandfather are IU graduates



**31 • EVAN WHITEAKER**  
*Sophomore • 6-4 • RHP*  
 West Chester, Ohio/Lakota East  
 Major: Exercise Science  
 Parents: Anne and Dave  
 Sibling: Andrew

### CAREER HIGHS

Innings Pitched	4.1, Illinois, 5/23/23
Strikeouts	6, Illinois, 5/23/23
Batters Faced	21, Illinois State, 3/13/24
Total Pitches	59, Illinois State, 3/13/24

### CAREER STATISTICS

SEASON	W-L	ERA	APP	GS	CG	SV	IP	H	R	ER	BB	SO	2B	HR	BAVG
2024	0-0	14.00	6	0	0	0	9.0	19	17	14	2	10	2	7	.413
2023	2-0	4.12	13	2	0	0	19.2	10	10	9	11	23	0	2	.152
<b>Total</b>	<b>2-0</b>	<b>7.22</b>	<b>19</b>	<b>2</b>	<b>0</b>	<b>0</b>	<b>28.2</b>	<b>29</b>	<b>27</b>	<b>23</b>	<b>13</b>	<b>33</b>	<b>2</b>	<b>9</b>	<b>.259</b>

### PLAYER NOTES

- Appeared in 13 games in his debut season in Bloomington including a stellar outing in the Big Ten Tournament vs. Illinois (5/23)
- Expected to be used as a long reliever or potential midweek starter
- No. 15 overall prospect coming out of Ohio in 2022
- Former youth hockey player
- Part of strong sophomore pitching class (Foley, Risedorph, Phillips)



**40 • ETHAN PHILLIPS**  
*Sophomore • 6-1 • RHP*  
 Dunedin, Fla./Calvary Christian  
 Major: Finance  
 Parents: Coleen and Drew  
 Siblings: Andrew and Ashley

### CAREER HIGHS

Innings Pitched	4.2, Louisville, 4/18/23
Strikeouts	5, Twice
Batters Faced	18, George Mason, 2/18/24
Total Pitches	69, George Mason, 2/18/24

### CAREER STATISTICS

SEASON	W-L	ERA	APP	GS	CG	SV	IP	H	R	ER	BB	SO	2B	HR	BAVG
2024	3-0	5.29	7	6	0	0	17.0	17	12	10	10	18	4	0	.254
2023	4-0	5.01	15	2	0	0	32.1	28	19	18	17	26	5	4	.239
<b>Total</b>	<b>7-0</b>	<b>5.11</b>	<b>22</b>	<b>8</b>	<b>0</b>	<b>0</b>	<b>49.1</b>	<b>45</b>	<b>31</b>	<b>28</b>	<b>27</b>	<b>44</b>	<b>9</b>	<b>4</b>	<b>.245</b>

### PLAYER NOTES

- Named Big Ten Pitcher of the Week on April 24, 2023 as a true freshman
- First IU pitcher to record wins in back-to-back games since 2018 (March 16th and 17th vs. Belmont)
- Become a Sunday opener for the Hoosiers in 2024
- Made three starts in seven days (March 3, March 6 and March 10, 2024)
- Perfect 4-0 record as a freshman across 15 appearances
- Part of strong sophomore pitching class (Foley, Risedorph, Whiteaker)



**51 • BRAYDEN RISEDORPH**  
*Sophomore • 6-3 • RHP*  
 Kendallville, Ind./East Noble  
 Major: Exercise Science  
 Parents: Iole and Randy  
 Siblings: AJ, Ryan, Eric

### CAREER HIGHS

Innings Pitched	4.2, Duke, 2/16/24
Strikeouts	7, Cincinnati, 4/19/23
Batters Faced	21, Troy, 3/10/24
Total Pitches	103, Troy, 3/10/24

### CAREER STATISTICS

SEASON	W-L	ERA	APP	GS	CG	SV	IP	H	R	ER	BB	SO	2B	HR	BAVG
2024	0-3	10.80	6	4	0	0	16.2	21	21	20	8	21	8	3	.292
2023	3-1	4.47	25	5	0	6	52.1	52	35	26	19	60	8	2	.255
<b>Total</b>	<b>3-4</b>	<b>6.00</b>	<b>31</b>	<b>9</b>	<b>0</b>	<b>6</b>	<b>69.0</b>	<b>73</b>	<b>56</b>	<b>46</b>	<b>27</b>	<b>81</b>	<b>16</b>	<b>5</b>	<b>.264</b>

### PLAYER NOTES

- Led IU with 25 appearances as a freshman
- Opening Day starter for Indiana in 2024; Friday starter for the Hoosiers
- Came on in relief in the opening game of the NCAA Regional against West Virginia and tossed a career-high 82 pitches in the team's win
- 2023 Freshman All-American (Collegiate Baseball Newspaper)
- No. 221 overall prospect in the class of 2022 (Perfect Game); No. 4 prospect in the state of Indiana
- Part of strong sophomore pitching class (Foley, Phillips, Whiteaker)

## HOOSIER TIDBITS

reflects additional players not listed under key contributors

### OFF THE BENCH

#### 15 • BRANDON BURCKEL

5-10 • Jr. • INF • Lindale, Texas

- Played two years at Houston
- Provides depth at infield positions
- Hit go-ahead home run to beat No. 18 Coastal Carolina

#### 6 • TJ SCHUYLER

6-2 • Fr. • C • Antioch, Ill.

- 2023 Conference Player of the Year in high school
- No. 22 overall prospect in state of Illinois (PG)
- Full name is Thomas Schuyler but goes by TJ

#### 7 • HAYDEN CARLSON

6-1 • Fr. • INF • San Clemente, Calif.

- All-State baseball and football player
- No. 110 overall prospect in state of California (PG)
- Really good defensive presence as middle infielder

#### 10 • MORGAN COLOPY

6-1 • Sr. • OF • Centerville, Ohio

- 125 games played as a Hoosier
- Outstanding defensive player
- Hit walk-off home run vs. Iowa in 2023

#### 12 • CAL SEFCIK

6-0 • Fr. • INF • Palos Heights, Ill.

- No. 370 overall prospect in class of 2023 (PG)
- Underwent season-ending injury senior year
- Father, Kevin, played seven years in MLB

#### 13 • ANDREW WIGGINS

6-4 • Fr. • OF • Indianapolis, Ind.

- No. 37 overall prospect in class of 2023 (PG)
- High School All-American (PG, Collegiate Baseball)
- Played in 2022 PG All-American Classic game

#### 33 • AJ SHEPARD

5-11 • R-Fr. • C • Manassas, Va.

- Made career debut on opening weekend
- Season-ending injury in 2022 and 2023
- No. 359 overall prospect in class of 2022 (PG)

#### 44 • JAKE STADLER

6-1 • R-Jr. • C • Greenfield, Ind.

- Become co-primary catcher at IU with Tibbitts
- Played in 44 games at Purdue
- Two-time Academic All-Big Ten selection

### OUT OF THE BULLPEN

#### 24 • DREW BUHR

6-1 • Gr. • RHP • Austin, Ind.

- Indiana native from Austin High School
- Pitched in 29 games at Bellarmine
- Began career at St. Louis

#### 26 • SETH BENES

6-2 • Fr. • RHP • O'Fallon, Mo.

- No. 442 overall prospect in class of 2023 (PG)
- Father, Adam, was a minor leaguer pitcher
- Two uncles played in MLB

#### 27 • BROOKS EY

6-1 • Sr. • RHP • Philadelphia, Pa.

- Made 12 appearances for Indiana in 2023
- Two-year player at Fordham (2021-22)
- Pitched over 140 career innings in college

#### 34 • RYAN RUSHING

5-10 • Fr. • LHP • Bradenton, Fla.

- High School national champion at IMG Academy
- No. 215 overall prospect in class of 2023 (PG)
- Second Team High School All-American

#### 35 • EVAN O'NEILL

6-4 • Fr. • RHP • Alpharetta, Ga.

- Led high school to 6A state quarterfinals in Georgia
- No. 68 overall prospect in state of Georgia (PG)

#### 39 • ELI SHAW

6-2 • Fr. • RHP • Indianapolis, Ind.

- 2023 Marion County Player of the Year
- 2023 MIC Player of the Year
- 8-0 with 0.44 ERA as senior at Warren Central

#### 41 • TY BOTHWELL

5-10 • Gr. • LHP • Hebron, Ind.

- Appeared in 52 games in IU career
- Started NCAA Regional final vs. Kentucky in 2023
- Active career leader at IU in appearances

#### 21 • JACOB VOGEL

6-7 • R-Fr. • RHP • North Vernon, Ind.

- Made collegiate debut vs. Miami (Ohio) (Feb. 20, 2024)
- Redshirted initial season on campus

### CAREER BESTS (at Indiana)

#### Pitchers

Player	Pitches	Strikeouts	Hits	Runs	Walks	Longest Appearance
Foley, Connor	97	8	1	0	2	6.0 IP
Risedorph, Brayden	103	7	1	0	0	4.2 IP
Kraft, Ryan	95	7	2	0	0	7.1 IP
Whiteaker, Evan	59	6	1	1	0	4.1 IP
Holderfield, Grant	59	8	1	0	0	3.2 IP
Phillips, Ethan	69	5	1	1	1	4.2 IP
Bothwell, Ty	111	10	0	0	1	7.0 IP
Manase, Seti	69	7	1	0	0	4.1 IP
Katskee, Cooper	33	4	-	-	-	2.0 IP
Ey, Brooks	68	4	5	2	1	6.0 IP
Decker-Petty, Aydan	63	5	1	2	2	3.0 IP
Tonghini, Julian	61	4	1	0	0	3.2 IP
Moffitt, Jack	58	4	2	1	1	3.1 IP
Keyster, Brandon	34	3	-	-	-	1.1 IP
Vogel, Jacob	26	3	-	-	-	1.0 IP
Buhr, Drew	53	3	-	-	-	2.0 IP
Benes, Seth	26	2	-	-	-	2.0 IP
Rushing, Ryan	46	3	2	1	2	3.0 IP
Shaw, Eli	39	1	-	-	-	1.0 IP
Rybarczyk, Ty	38	2	-	-	-	2.0 IP

\*pitching reflects career lows for (hits, runs, walks) with at least 3 IP; career highs for strikeouts, pitches

### CAREER BESTS (at Indiana)

#### Hitters

Player	Hits	Runs	Doubles	Triples	RBI's	Home Runs
Mathison, Carter	3	3	2	1	5	2
Taylor, Devin	4	4	2	1	5	2
Cerny, Tyler	4	3	2	1	6	2
Tibbitts, Brock	4	4	2	1	5	2
Pyne, Josh	4	4	2	1	5	1
Colopy, Morgan	3	3	1	1	5	1
Murrison, Sam	3	2	1	1	5	1
Schuyler, TJ	-	-	-	-	-	-
Carlson, Hayden	-	-	-	-	-	-
Sefcik, Cal	1	-	-	-	1	-
Wiggins, Andrew	1	1	1	-	2	1
Burckel, Brandon	1	2	1	-	1	1
Mitchell, Nick	3	4	1	1	3	1
Brenczewski, Joey	2	1	1	-	3	-
Shepard, AJ	1	-	-	-	2	1
Oliver, Jasen	1	2	-	-	1	-
Bode, Austin	2	1	1	-	-	-
Stadler, Jake	2	1	1	-	3	1

### TEAM SEASON RECORDS (all-time)

Category	Number
Total Wins - All Time	57 (1985)
Total Wins - Modern Era Scheduling	49 (2013)
Big Ten Wins - All Time	26 (2021)
Big Ten Wins - Traditional Scheduling	21 (2014)
Losses - All Time	35 (2007)

### OFFENSIVE SEASON RECORDS (BBCOR era began in 2011)

Category	Number
Home Runs	95 (2019)
Hits	751 (1985)
Batting Average	.355 (1988)
Runs	639 (1985)
Doubles	138 (1984)

### PITCHING SEASON RECORDS (all-time)

Category	Number
Strikeouts	600 (2022)
Staff ERA - lowest	1.97 (1968)



Brock Tibbitts in the NCAA Tournament in 2023.

## HITTING TOTALS/STREAKS

MULTI-HIT GAMES	2	3	4	5+	'24	Career
Pyne, Josh	3	2	1	-	6	46
Mitchell, Nick	4	1	-	-	5	44
Tibbitts, Brock	8	2	1	-	11	49
Mathison, Carter	5	-	-	-	5	41
Burckel, Brandon	-	-	-	-	-	23
Taylor, Devin	6	5	-	-	11	28
Cerny, Tyler	7	2	1	-	10	24
Colopy, Morgan	2	1	-	-	3	18
--						
Stadler, Jake	4	-	-	-	4	4
Brenczewski, Joey	2	-	-	-	2	2
Bode, Austin	1	-	-	-	1	1
Murrison, Samuel	-	-	-	-	-	6
TEAM	-	-	-	-	-	

MULTI-RBI GAMES	2	3	4	5+	'24	Career
Tibbitts, Brock	3	1	2	-	6	38
Taylor, Devin	2	1	1	-	4	21
Pyne, Josh	-	-	1	-	1	30
Mathison, Carter	3	2	-	-	5	35
Mitchell, Nick	1	1	-	-	2	14
Cerny, Tyler	4	2	1	-	7	16
Colopy, Morgan	2	1	-	1	4	16
Burckel, Brandon	-	-	-	-	-	3
Murrison, Samuel	-	-	-	-	-	3
Shepard, AJ	2	-	-	-	2	2
Brenczewski, Joey	3	1	-	-	4	4
Stadler, Jake	3	1	-	-	4	4*
Wiggins, Andrew	1	-	-	-	1	1
--						
TEAM	-	-	-	-	-	

HITTING STREAKS	Current	'24 Long	Career
Mitchell, Nick	5	6	13*
Taylor, Devin	7	8	12
Pyne, Josh	8	8	12
Cerny, Tyler	-	8	11
Tibbitts, Brock	-	9	11
Mathison, Carter	2	3	12
Burckel, Brandon	-	1	7
Colopy, Morgan	-	3	9
Murrison, Samuel	-	-	6
Shepard, AJ	3	3	3
Brenczewski, Joey	2	4	4
Wiggins, Andrew	-	2	2
Stadler, Jake	1	2	2
Bode, Austin	-	3	3
Sefcik, Cal	-	1	1
Oliver, Jasen	3	3	3

REACHED BASED	Current	'24 Long	Career
Taylor, Devin	9	9	32
Mitchell, Nick	5	6	30*
Mathison, Carter	12	12	26
Pyne, Josh	8	10	29
Tibbitts, Brock	10	10	19
Cerny, Tyler	-	8	23*
Burckel, Brandon	-	8	11*
Colopy, Morgan	5	6	11
Murrison, Samuel	1	1	8
Brenczewski, Joey	2	4	4
Wiggins, Andrew	-	4	4
Stadler, Jake	1	7	7
Sefcik, Cal	-	1	1
Bode, Austin	-	3	3
Shepard, AJ	3	3	3
Oliver, Jasen	3	3	3

## BIG TEN STANDINGS (as of March 18th)

	B1G	Pct.	H	A	GB	Overall	Pct.	H	A	N	Streak
1. Maryland	-	-	-	-	-	15-5	.750	6-0	8-4	1-1	W2
2. Nebraska	-	-	-	-	-	13-5	.722	5-1	7-2	1-2	W3
3. Purdue	-	-	-	-	-	15-6	.714	7-2	0-2	8-2	L1
4. Rutgers	-	-	-	-	-	13-6	.684	1-0	12-6	0-0	W3
5. Penn State	-	-	-	-	-	11-6	.647	2-1	4-3	5-2	W1
6. Ohio State	-	-	-	-	-	10-8	.556	0-0	6-7	4-1	W2
7. Indiana	-	-	-	-	-	11-9	.550	5-5	4-1	2-3	W2
8. Iowa	-	-	-	-	-	10-9	.526	6-0	2-5	2-4	W3
9. Minnesota	-	-	-	-	-	7-9	.438	0-0	4-5	3-4	W1
10. Northwestern	-	-	-	-	-	7-9	.438	1-0	6-9	0-0	L1
11. Michigan State	-	-	-	-	-	7-10	.412	2-1	1-0	4-9	W1
12. Illinois	-	-	-	-	-	7-11	.389	3-1	0-6	4-4	L1
13. Michigan	-	-	-	-	-	7-13	.350	3-2	2-5	2-6	W1

## BIG TEN WEEKLY SCHEDULE

### Friday, March 22nd

UConn at Rutgers (4:00 PM)  
Iowa at Purdue (4:00 PM)  
Minnesota at San Francisco (5:00 PM)  
Michigan at Penn State (5:30 PM)  
Georgetown at Ohio State (6:00 PM)  
Illinois at Indiana (6:00 PM)  
Michigan State at Maryland (6:30 PM)  
Northwestern at McNeese State (7:00 PM)  
New Mexico State at Nebraska (7:00 PM)

### Saturday, March 23rd

Iowa at Purdue (1:00 PM)  
Georgetown at Ohio State (2:00 PM)  
Michigan at Penn State (2:00 PM)  
UConn at Rutgers (2:00 PM)  
Michigan State at Maryland (2:00 PM)  
Illinois at Indiana (2:00 PM)  
Northwestern at McNeese State (3:00 PM)  
New Mexico State at Nebraska (3:00 PM)  
Minnesota at San Francisco (4:00 PM)

### Sunday, March 24th

Iowa at Purdue (1:00 PM)  
Georgetown at Ohio State (1:00 PM)  
Michigan at Penn State (1:00 PM)  
UConn at Rutgers (1:00 PM)  
Northwestern at McNeese State (1:00 PM)  
Michigan State at Maryland (1:00 PM)  
Illinois at Indiana (1:00 PM)  
New Mexico State at Nebraska (2:00 PM)  
Minnesota at San Francisco (3:00 PM)

## CAREER SITUATIONAL STATISTICS

### Runners On Base (H-AB)

Name	'20	'21	'22	'23	Total	Avg.
Cerny, Tyler	xx	xx	xx	36-119	36-119	.303
Colopy, Morgan	xx	16-62	5-34	8-35	29-131	.221
Mathison, Carter	xx	xx	33-108	38-112	71-220	.323
Murrison, Samuel	xx	6-18	5-39	1-5	12-62	.194
Pyne, Josh	xx	xx	44-127	46-148	90-275	.327
Taylor, Devin	xx	xx	xx	35-104	35-104	.337
Tibbitts, Brock	xx	xx	32-107	51-126	83-290	.286

**TOTAL 356-1,201 .296**

### Runners in Scoring Position (H-AB)

Name	'20	'21	'22	'23	Total	Avg.
Cerny, Tyler	xx	xx	xx	20-80	20-80	0.250
Colopy, Morgan	xx	10-44	3-21	7-22	20-87	0.230
Mathison, Carter	xx	xx	21-73	19-64	40-137	0.292
Murrison, Samuel	xx	1-8	3-25	1-1	5-34	0.147
Pyne, Josh	xx	xx	33-84	27-95	60-179	0.335
Taylor, Devin	xx	xx	xx	23-66	23-66	0.348
Tibbitts, Brock	xx	xx	19-70	34-82	53-152	0.349

**TOTAL 221-735 .301**

NOTE: at Indiana only through end of 2023\*

\* - Includes totals from previous school or previous season

## HOW IT WAS WON

(\* - Walk-off hit)

Below is a chart representing how the eventual game-winning run was recorded for Indiana in 2024.

Gm	Opponent	Final	Player	Inn.	Outs	Play	Score at Time
1	Duke	3-6	--				
2	at Coastal Carolina	7-2	Burckel, Brandon	8	1	Solo Home Run	2-2
3	George Mason	9-3	Taylor, Devin	1	0	RBI Single	0-0
4	Miami (Ohio)	12-6	Tibbitts, Brock	5	0	Sacrifice Fly	4-4
5	at Baylor	8-4	Tibbitts, Brock	1	1	Sacrifice Fly	0-0
6	at Baylor	6-1	Tibbitts, Brock	1	2	RBI Single	0-0
7	at Baylor	15-5	Taylor, Devin	1	1	Two-Run Home Run	0-0
8	Purdue Fort Wayne	6-9	--				
9	Alabama	0-12	--				
10	Dallas Baptist	9-7	Tibbitts, Brock	7	1	Three-Run Triple	4-6
11	Arizona	1-12	--				
12	Northern Kentucky	11-5	Tibbitts, Brock	1	0	RBI Single	0-0
13	Troy	1-8	--				
14	Troy	10-7	Brenczewski, Joey	3	2	RBI Double	5-5
15	Troy	11-15	--				
16	at Vanderbilt	5-13	--				
17	Illinois State	6-16	--				
18	Belmont	3-9	--				
19	Belmont	15-10	Tibbitts, Brock	7	0	Two-Run Home Run	9-10
20	Belmont	15-7	Tibbitts, Brock	2	2	RBI Walk	1-1
21	at Indiana State	7-15	--				
22	Illinois	-	-	-	-	-	-
23	Illinois	-	-	-	-	-	-
24	Illinois	-	-	-	-	-	-
25	Middle Tennessee	-	-	-	-	-	-
26	at Butler	-	-	-	-	-	-
27	Butler	-	-	-	-	-	-
28	Butler	-	-	-	-	-	-
29	Butler	-	-	-	-	-	-
30	Indiana State	-	-	-	-	-	-
31	at Maryland	-	-	-	-	-	-
32	at Maryland	-	-	-	-	-	-
33	at Maryland	-	-	-	-	-	-
34	Ball State	-	-	-	-	-	-
35	Penn State	-	-	-	-	-	-
36	Penn State	-	-	-	-	-	-
37	Penn State	-	-	-	-	-	-
38	Evansville	-	-	-	-	-	-
39	at Minnesota	-	-	-	-	-	-
40	at Minnesota	-	-	-	-	-	-
41	at Minnesota	-	-	-	-	-	-
42	Ball State	-	-	-	-	-	-
43	Rutgers	-	-	-	-	-	-
44	Rutgers	-	-	-	-	-	-
45	Rutgers	-	-	-	-	-	-
46	at Purdue	-	-	-	-	-	-
47	at Purdue	-	-	-	-	-	-
48	at Purdue	-	-	-	-	-	-
49	Cincinnati	-	-	-	-	-	-
50	at Nebraska	-	-	-	-	-	-
51	at Nebraska	-	-	-	-	-	-
52	at Nebraska	-	-	-	-	-	-
53	at Louisville	-	-	-	-	-	-
54	Michigan	-	-	-	-	-	-
55	Michigan	-	-	-	-	-	-
56	Michigan	-	-	-	-	-	-

## CAREER GAME-WINNING PLAYS

WO = Walk-off game-winning play

	'21	'22	'23	'24	WO	Career		'21	'22	'23	'24	WO	Career
Cerny, Tyler	--	--	7	--	--	7	Pyne, Josh	--	6	2	--	1	8
Colopy, Morgan	1	--	2	--	1	3	Taylor, Devin	--	--	5	2	--	7
Mathison, Carter	--	5	3	--	--	8	Tibbitts, Brock	--	3	6	7	1	16
Murrison, Samuel	--	1	--	--	--	1	Burckel, Brandon	--	--	--	1	--	1
							Brenczewski, Joey	--	--	--	1	--	1

\*at Indiana only

## INDIANA WHEN...

	'22	'23	'24
Overall	27-32	43-20	11-10
vs. Top-10 Teams	1-4	1-1	0-1
vs. Top-25 Teams	1-4	2-3	2-2
Non-Conference	17-18	25-10	11-10
Big Ten	10-14	16-8	0-0
At Home	15-9	26-4	5-5
On the Road	8-19	14-12	4-2
At Neutral Sites	4-4	3-3	2-3
In Day Games	17-20	33-12	9-6
In Night Games	10-12	10-8	2-4
vs. Teams .500 Or Better	14-22	24-16	7-6
vs. Teams Worse Than .500	13-10	20-3	4-3
vs. Left-Handed Starter	10-6	15-3	1-2
vs. Right-Handed Starter	17-26	28-17	8-7
When Starter Receives Decision	12-18	19-16	8-6
When Reliever Receives Decision	15-14	26-6	4-3
When Starter Goes 5+ Innings	13-7	11-7	1-5
When Starter Goes <5 Innings	14-25	34-15	10-5
When Scoring First	17-12	27-7	8-3
When Opponent Scores First	10-20	16-13	3-7
When Leading After 6 Innings	20-5	35-1	9-0
When Trailing After 6 Innings	6-26	3-16	1-10
When Tied After 6 Innings	1-1	5-3	1-0
When Leading After 8 Innings	24-2	40-0	11-0
When Trailing After 8 Innings	2-26	1-19	0-9
When Tied After 8 Innings	1-2	2-0	--
In One-Run Games	6-8	9-1	--
In Two-Run Games	4-7	11-4	1-0
In 5+ Run Games	15-12	16-12	8-9
Weekend Series W-L-T	6-7-0	9-4-0	2-1-0
Series Sweeps/Times Swept	-/4	6/1	1/-
Scoring 0-2 Runs	0-10	1-10	0-3
Scoring 3-5 Runs	2-8	12-5	0-3
Scoring 6-9 Runs	12-9	12-5	5-3
Scoring 10+ Runs	13-5	18-0	6-1
Shutouts/Times Shut Out	3/4	2/1	0/1
In Extra Innings	1-2	3-0	--
Opponent Scores 5 Runs Or Less	18-4	31-4	6-0
Opponent Scores 6 Runs Or More	9-28	12-16	5-10
Out-Hitting Opponent	19-10	33-3	11-1
Out-Hit by Opponent	6-20	8-15	0-9
Hits Are Equal	2-2	2-2	--
Hitting A Home Run	19-19	29-8	10-4
Opponent Hits A Home Run	13-22	23-15	5-9
Errorless	9-8	16-8	2-1
Committing One Error	14-10	18-4	5-4
Committing 2+ Errors	4-14	10-8	4-5
Opponent is Errorless	9-13	13-11	2-3
Opponent Commits One Error	3-12	13-8	6-2
Opponent Commits 2+ Errors	15-7	17-1	3-5
Game 1 of Weekend	4-10	6-8	1-4
Game 2 of Weekend	7-7	10-4	5-0
Game 3 of Weekend	5-9	12-2	3-2
Monday	1-0	0-1	--
Tuesday	6-3	9-2	1-3
Wednesday	3-0	4-0	1-1
Thursday	0-3	2-2	--
Friday	5-8	6-8	1-3
Saturday	5-8	11-4	4-1
Sunday	8-10	11-3	4-2



# **Indiana Baseball** **Overall Statistics for Indiana (as of Mar 18, 2024)** **(All games Sorted by Batting avg)**



Record: 11-10 Home: 5-5 Away: 4-2 Neutral: 2-3 Big Ten: 0-0

Player	avg	gp-gs	ab	r	h	2b	3b	hr	rbi	tb	slg%	bb	hp	so	gdp	ob%	sf	sh	sb-att	po	a	e	fld%
5 Taylor, Devin	.398	20-20	83	19	33	4	0	4	19	49	.590	12	0	13	2	.464	2	0	0-0	35	0	1	.972
9 Tibbitts, Brock	.361	21-21	83	18	30	6	2	2	24	46	.554	11	4	19	0	.441	4	0	1-1	157	10	3	.982
8 Cerny, Tyler	.352	21-21	91	18	32	9	0	3	21	50	.549	3	3	16	1	.388	1	0	3-5	28	47	12	.862
20 Mitchell, Nick	.333	15-15	57	22	19	4	2	1	10	30	.526	15	2	11	0	.486	0	0	0-0	18	1	2	.905
32 Pyne, Josh	.315	21-21	89	18	28	8	0	1	11	39	.438	9	1	19	2	.376	2	0	3-3	15	37	4	.929
44 Stadler, Jake	.279	15-12	43	8	12	3	0	1	9	18	.419	8	4	7	0	.436	0	0	0-0	112	3	1	.991
3 Mathison, Carter	.256	21-21	78	19	20	6	0	5	15	41	.526	17	4	26	0	.406	2	0	1-1	47	0	0	1.000
10 Colopy, Morgan	.255	17-14	55	11	14	4	0	4	17	30	.545	9	2	21	0	.373	1	0	0-0	21	0	1	.955
-----																							
42 Bode, Austin	.385	7-4	13	3	5	1	0	0	1	6	.462	4	1	3	0	.556	0	0	0-0	0	0	0	.000
33 Shepard, AJ	.300	3-3	10	2	3	0	0	2	4	9	.900	1	1	5	0	.417	0	0	0-0	6	1	0	1.000
23 Brenzewski, Joey	.270	15-10	37	6	10	2	0	0	13	12	.324	2	3	7	0	.349	1	0	0-1	51	1	1	.981
13 Wiggins, Andrew	.250	13-2	12	4	3	1	0	1	3	7	.583	3	0	4	0	.375	1	0	0-0	0	0	0	.000
2 Oliver, Jasen	.222	9-5	18	5	4	0	0	0	2	4	.222	6	0	4	0	.417	0	0	0-0	10	11	2	.913
15 Burckel, Brandon	.091	17-15	33	5	3	1	0	1	1	7	.212	5	3	9	0	.268	0	1	0-0	21	31	2	.963
12 Sefcik, Cal	.050	11-4	20	0	1	0	0	0	3	1	.050	1	0	5	0	.087	2	0	0-0	0	0	0	.000
7 Carlson, Hayden	.000	8-1	5	0	0	0	0	0	0	0	.000	0	0	3	0	.000	0	0	0-0	4	6	0	1.000
6 Schuyler, TJ	.000	3-0	5	0	0	0	0	0	0	0	.000	0	0	3	0	.000	0	0	0-0	7	0	0	1.000
28 Murrison, Sam	.000	4-0	0	2	0	0	0	0	0	0	.000	0	1	0	0	1.000	0	0	0-0	0	0	0	.000
Totals	.296	21	732	160	217	49	4	25	153	349	.477	106	29	175	5	.399	16	1	8-11	540	164	32	.957
Opponents	.269	21	735	172	198	35	0	40	165	353	.480	100	33	198	9	.379	6	2	11-15	531	167	29	.960

LOB - Team (193), Opp (165). DPs turned - Team (14), Opp (14). CI - Team (1), Stadler, J. 1. IBB - Team (1), Taylor 1. Picked off - Cerny 1.

## **(All games Sorted by Earned run avg)**

Player	era	w-l	app	gs	cg	sho	sv	ip	h	r	er	bb	so	2b	3b	hr	b/avg	wp	hp	bk	sfa	sha
14 Foley, Connor	4.63	1-1	5	5	0	0/0	0	23.1	14	12	12	18	35	2	0	4	.167	1	3	1	0	0
41 Bothwell, Ty	5.16	2-0	5	0	0	0/0	1	22.2	23	16	13	7	23	2	0	4	.256	3	2	0	1	0
-----																						
21 Vogel, Jacob	0.00	0-0	5	0	0	0/0	0	4.0	2	1	0	2	4	0	0	0	.133	1	3	0	0	0
45 Tonghini, Julian	2.77	1-0	6	0	0	0/0	2	13.0	12	8	4	7	10	2	0	0	.240	0	1	0	0	0
43 Rybarczyk, Ty	3.00	0-1	2	2	0	0/0	0	3.0	3	1	1	0	2	0	0	0	.231	0	0	0	0	0
16 Moffitt, Jack	3.86	1-1	7	1	0	0/0	0	11.2	12	10	5	2	12	1	0	4	.250	0	1	0	0	0
40 Phillips, Ethan	5.29	3-0	7	6	0	0/0	0	17.0	17	12	10	10	18	4	0	0	.254	1	5	0	1	0
34 Rushing, Ryan	5.79	0-0	3	0	0	0/0	0	4.2	4	3	3	5	4	0	0	0	.222	1	1	0	0	0
24 Buhr, Drew	6.14	0-1	7	0	0	0/0	0	7.1	9	6	5	7	11	3	0	1	.281	0	0	0	0	0
29 Kraft, Ryan	6.75	1-0	6	0	0	0/0	1	12.0	17	11	9	10	10	3	0	4	.327	0	3	1	1	0
19 Keyster, Brandon	7.11	0-0	7	0	0	0/0	0	6.1	6	5	5	1	7	1	0	1	.261	0	3	0	1	0
55 Decker-Petty, Ayda	7.36	0-0	5	0	0	0/0	0	7.1	7	6	6	5	6	1	0	2	.250	1	2	0	1	0
51 Risedorph, Brayden	10.80	0-3	6	4	0	0/0	0	16.2	21	21	20	8	21	8	0	3	.292	1	2	0	0	1
38 Katskee, Cooper	10.80	0-1	3	0	0	0/0	0	3.1	5	5	4	3	6	0	0	3	.357	2	0	0	1	0
26 Benes, Seth	12.00	0-0	3	2	0	0/0	0	3.0	2	4	4	3	2	0	0	2	.182	0	0	0	0	0
31 Whiteaker, Evan	14.00	0-0	6	0	0	0/0	0	9.0	19	17	14	2	10	2	0	7	.413	1	1	0	0	0
18 Holderfield, Grant	16.43	1-1	6	0	0	0/0	1	7.2	12	15	14	6	10	2	0	2	.343	1	2	0	0	1
30 Manase, Seti	19.06	1-1	4	1	0	0/0	0	5.2	10	13	12	0	4	4	0	1	.370	0	4	0	0	0
39 Shaw, Eli	22.50	0-0	2	0	0	0/0	0	2.0	2	5	5	3	3	0	0	2	.250	2	0	0	0	0
2 Oliver, Jasen	27.00	0-0	1	0	0	0/0	0	0.1	1	1	1	1	0	0	0	0	.500	1	0	0	0	0
Totals	7.35	11-10	21	21	0	0/0	5	180.0	198	172	147	100	198	35	0	40	.269	16	33	2	6	2
Opponents	6.97	10-11	21	21	0	1/1	6	177.0	217	160	137	106	175	49	4	25	.296	19	29	0	16	1

PB - Team (4), Tibbitts 2, Stadler, J. 2, Opp (3). Pickoffs - Team (0), Opp (1). SBA/ATT - Tibbitts (5-8), Stadler, J. (5-6), Bothwell (3-4), Phillips, E. (0-3), Rushing (2-2), Buhr (2-2), Foley (2-2), Schuyler (1-1), Vogel (1-1), Benes (1-1).



# Indiana Baseball Overall Statistics for Indiana (as of Mar 18, 2024) (Last 5 Sorted by Batting avg)



Record: 2-3 Home: 2-2 Away: 0-1 Big Ten: 0-0

Player	avg	gp-gs	ab	r	h	2b	3b	hr	rbi	tb	slg%	bb	hp	so	gdp	ob%	sf	sh	sb-att	po	a	e	fld%
5 Taylor, Devin	.471	4-4	17	3	8	3	0	0	8	11	.647	2	0	0	0	.500	1	0	0-0	7	0	1	.875
20 Mitchell, Nick	.421	5-5	19	9	8	1	1	0	3	11	.579	6	1	1	0	.577	0	0	0-0	11	0	0	1.000
9 Tibbitts, Brock	.381	5-5	21	4	8	1	0	1	9	12	.571	4	0	2	0	.462	1	0	1-1	40	1	2	.953
8 Cerny, Tyler	.333	5-5	21	4	7	2	0	2	7	15	.714	2	1	3	0	.417	0	0	0-0	5	15	2	.909
10 Colopy, Morgan	.300	3-3	10	4	3	2	0	0	3	5	.500	4	1	5	0	.533	0	0	0-0	4	0	0	1.000
32 Pyne, Josh	.286	5-5	21	5	6	2	0	0	5	8	.381	2	0	4	0	.320	2	0	0-0	3	10	2	.867
44 Stadler, Jake	.286	5-4	14	4	4	0	0	0	2	4	.286	2	2	3	0	.444	0	0	0-0	26	0	0	1.000
3 Mathison, Carter	.278	5-5	18	6	5	3	0	0	3	8	.444	4	1	6	0	.417	1	0	0-0	8	0	0	1.000
2 Oliver, Jasen	.231	5-5	13	5	3	0	0	0	2	3	.231	5	0	3	0	.444	0	0	0-0	5	7	2	.857
-----																							
23 Brenzewski, Joey	.286	3-2	7	2	2	0	0	0	2	2	.286	1	1	2	0	.400	1	0	0-0	14	0	1	.933
42 Bode, Austin	.167	2-2	6	0	1	0	0	0	0	1	.167	0	0	1	0	.167	0	0	0-0	0	0	0	.000
13 Wiggins, Andrew	.000	3-0	3	0	0	0	0	0	0	0	.000	0	0	1	0	.000	0	0	0-0	0	0	0	.000
12 Sefcik, Cal	.000	2-0	2	0	0	0	0	0	0	0	.000	0	0	2	0	.000	0	0	0-0	0	0	0	.000
15 Burckel, Brandon	.000	1-0	0	0	0	0	0	0	0	0	.000	0	0	0	0	.000	0	0	0-0	1	1	0	1.000
7 Carlson, Hayden	.000	1-0	0	0	0	0	0	0	0	0	.000	0	0	0	0	.000	0	0	0-0	2	0	0	1.000
28 Murrison, Sam	.000	1-0	0	0	0	0	0	0	0	0	.000	0	0	0	0	.000	0	0	0-0	0	0	0	.000
Totals	.320	5	172	46	55	14	1	3	44	80	.465	32	7	33	0	.433	6	0	1-1	126	42	10	.944
Opponents	.293	5	188	57	55	7	0	16	56	110	.585	16	11	42	0	.381	0	0	0-1	123	33	4	.975

LOB - Team (48), Opp (32). DPs turned - Team (2), Opp (4).

## (Last 5 Sorted by Earned run avg)

Player	era	w-l	app	gs	cg	sho	sv	ip	h	r	er	bb	so	2b	3b	hr	b/avg	wp	hp	bk	sfa	sha
41 Bothwell, Ty	7.50	0-0	1	0	0	0/0	0	6.0	3	5	5	3	8	0	0	1	.136	1	0	0	0	0
14 Foley, Connor	10.80	0-0	1	1	0	0/0	0	5.0	6	6	6	4	8	1	0	2	.286	0	0	0	0	0
-----																						
45 Tonghini, Julian	0.00	0-0	2	0	0	0/0	0	2.2	5	4	0	1	1	0	0	0	.357	0	0	0	0	0
21 Vogel, Jacob	0.00	0-0	2	0	0	0/0	0	1.2	2	1	0	1	3	0	0	0	.286	1	2	0	0	0
24 Buhr, Drew	0.00	0-0	2	0	0	0/0	0	1.0	1	0	0	0	0	0	0	0	.250	0	0	0	0	0
40 Phillips, Ethan	2.25	2-0	2	1	0	0/0	0	4.0	5	2	1	0	4	1	0	0	.294	0	2	0	0	0
43 Rybarczyk, Ty	3.00	0-1	2	2	0	0/0	0	3.0	3	1	1	0	2	0	0	0	.231	0	0	0	0	0
19 Keyster, Brandon	3.86	0-0	1	0	0	0/0	0	2.1	2	1	1	0	1	0	0	0	.222	0	1	0	0	0
18 Holderfield, Grant	6.75	0-0	1	0	0	0/0	0	1.1	2	2	1	1	1	1	0	1	.286	0	1	0	0	0
55 Decker-Petty, Ayda	9.00	0-0	2	0	0	0/0	0	3.0	3	3	3	1	1	0	0	2	.250	0	0	0	0	0
39 Shaw, Eli	9.00	0-0	1	0	0	0/0	0	1.0	1	1	1	0	2	0	0	1	.250	0	0	0	0	0
16 Moffitt, Jack	11.57	0-1	2	1	0	0/0	0	2.1	5	6	3	0	1	0	0	3	.385	0	0	0	0	0
34 Rushing, Ryan	13.50	0-0	1	0	0	0/0	0	1.1	1	2	2	1	0	0	0	0	.167	0	1	0	0	0
51 Risedorph, Brayden	16.20	0-1	2	0	0	0/0	0	3.1	4	6	6	0	6	1	0	1	.286	0	2	0	0	0
31 Whiteaker, Evan	24.00	0-0	1	0	0	0/0	0	3.0	9	11	8	1	3	2	0	3	.474	1	1	0	0	0
29 Kraft, Ryan	27.00	0-0	1	0	0	0/0	0	1.0	2	3	3	1	1	1	0	1	.400	0	1	0	0	0
26 Benes, Seth	99.00	0-0	1	0	0	0/0	0	0.0	1	3	3	2	0	0	0	1	1.000	0	0	0	0	0
Totals	9.43	2-3	5	5	0	0/0	0	42.0	55	57	44	16	42	7	0	16	.293	3	11	0	0	0
Opponents	9.22	3-2	5	5	0	0/0	1	41.0	55	46	42	32	33	14	1	3	.320	4	7	0	6	0

SBA/ATT - Tibbitts (0-1), Phillips, E. (0-1).



# Indiana Baseball Overall Statistics for Indiana (as of Mar 18, 2024) (Last 10 Sorted by Batting avg)



Record: 4-6 Home: 4-4 Away: 0-2 Big Ten: 0-0

Player	avg	gp-gs	ab	r	h	2b	3b	hr	rbi	tb	slg%	bb	hp	so	gdp	ob%	sf	sh	sb-att	po	a	e	fld%
9 Tibbitts, Brock	.419	10-10	43	9	18	2	0	1	13	23	.535	6	2	7	0	.500	1	0	1-1	70	5	2	.974
5 Taylor, Devin	.368	9-9	38	7	14	3	0	1	10	20	.526	6	0	4	1	.435	2	0	0-0	14	0	1	.933
20 Mitchell, Nick	.325	10-10	40	15	13	3	2	1	9	23	.575	11	1	7	0	.481	0	0	0-0	12	1	1	.929
8 Cerny, Tyler	.318	10-10	44	10	14	5	0	2	13	25	.568	2	2	6	1	.367	1	0	1-2	12	25	8	.822
32 Pyne, Josh	.317	10-10	41	10	13	3	0	0	6	16	.390	5	1	9	0	.388	2	0	0-0	7	19	2	.929
44 Stadler, Jake	.280	9-7	25	6	7	1	0	1	7	11	.440	6	2	5	0	.455	0	0	0-0	68	1	0	1.000
10 Colopy, Morgan	.250	7-6	20	6	5	3	0	0	5	8	.400	6	2	8	0	.464	0	0	0-0	9	0	0	1.000
3 Mathison, Carter	.242	10-10	33	9	8	4	0	2	7	18	.545	12	3	9	0	.469	1	0	0-0	21	0	0	1.000
-----																							
42 Bode, Austin	.300	5-3	10	2	3	1	0	0	1	4	.400	3	0	2	0	.462	0	0	0-0	0	0	0	.000
13 Wiggins, Andrew	.250	7-1	8	2	2	0	0	1	2	5	.625	0	0	3	0	.250	0	0	0-0	0	0	0	.000
2 Oliver, Jasen	.222	9-5	18	5	4	0	0	0	2	4	.222	6	0	4	0	.417	0	0	0-0	9	11	2	.909
23 Brenzczewski, Joey	.214	7-4	14	3	3	1	0	0	6	4	.286	1	2	6	0	.333	1	0	0-0	20	0	1	.952
15 Burckel, Brandon	.000	6-5	4	0	0	0	0	0	0	0	.000	0	0	2	0	.000	0	0	0-0	6	6	1	.923
12 Sefcik, Cal	.000	5-0	4	0	0	0	0	0	1	0	.000	0	0	3	0	.000	1	0	0-0	0	0	0	.000
7 Carlson, Hayden	.000	5-0	3	0	0	0	0	0	0	0	.000	0	0	2	0	.000	0	0	0-0	4	4	0	1.000
6 Schuyler, TJ	.000	1-0	2	0	0	0	0	0	0	0	.000	0	0	1	0	.000	0	0	0-0	3	0	0	1.000
28 Murrison, Sam	.000	2-0	0	0	0	0	0	0	0	0	.000	0	1	0	0	1.000	0	0	0-0	0	0	0	.000
Totals	.300	10	347	84	104	26	2	9	82	161	.464	64	16	78	2	.422	9	0	2-3	258	83	18	.950
Opponents	.283	10	367	105	104	16	0	26	102	198	.540	57	17	95	4	.403	1	0	5-8	252	78	10	.971

LOB - Team (100), Opp (79). DPs turned - Team (7), Opp (8).

## (Last 10 Sorted by Earned run avg)

Player	era	w-l	app	gs	cg	sho	sv	ip	h	r	er	bb	so	2b	3b	hr	b/avg	wp	hp	bk	sfa	sha
41 Bothwell, Ty	9.00	0-0	2	0	0	0/0	0	10.0	10	10	10	5	12	1	0	3	.250	2	1	0	0	0
-----																						
45 Tonghini, Julian	0.00	0-0	3	0	0	0/0	1	6.0	6	4	0	4	5	0	0	0	.250	0	0	0	0	0
21 Vogel, Jacob	0.00	0-0	3	0	0	0/0	0	2.2	2	1	0	2	4	0	0	0	.182	1	2	0	0	0
43 Rybarczyk, Ty	3.00	0-1	2	2	0	0/0	0	3.0	3	1	1	0	2	0	0	0	.231	0	0	0	0	0
16 Moffitt, Jack	4.50	1-1	3	1	0	0/0	0	6.0	7	7	3	1	5	0	0	3	.269	0	0	0	0	0
40 Phillips, Ethan	4.70	3-0	4	3	0	0/0	0	7.2	10	6	4	5	5	2	0	0	.303	0	2	0	0	0
29 Kraft, Ryan	6.00	0-0	3	0	0	0/0	1	6.0	7	6	4	7	6	2	0	2	.269	0	1	0	0	0
34 Rushing, Ryan	6.23	0-0	2	0	0	0/0	0	4.1	3	3	3	3	3	0	0	0	.188	1	1	0	0	0
55 Decker-Petty, Ayda	7.50	0-0	3	0	0	0/0	0	6.0	4	5	5	3	6	1	0	2	.182	1	2	0	0	0
24 Buhr, Drew	7.71	0-1	4	0	0	0/0	0	4.2	6	5	4	5	6	1	0	1	.286	0	0	0	0	0
14 Foley, Connor	8.00	0-1	2	2	0	0/0	0	9.0	8	8	8	8	14	1	0	3	.229	0	1	0	0	0
19 Keyster, Brandon	10.12	0-0	2	0	0	0/0	0	2.2	4	3	3	1	1	1	0	0	.364	0	1	0	1	0
51 Risedorph, Brayden	12.91	0-1	3	1	0	0/0	0	7.2	8	11	11	4	12	2	0	3	.258	1	2	0	0	0
31 Whiteaker, Evan	20.25	0-0	2	0	0	0/0	0	4.0	10	12	9	1	6	2	0	4	.435	1	1	0	0	0
18 Holderfield, Grant	21.60	0-0	3	0	0	0/0	0	3.1	7	9	8	3	5	1	0	2	.389	1	2	0	0	0
39 Shaw, Eli	22.50	0-0	2	0	0	0/0	0	2.0	2	5	5	3	3	0	0	2	.250	2	0	0	0	0
30 Manase, Seti	54.00	0-1	1	1	0	0/0	0	1.0	6	6	6	0	0	2	0	0	.750	0	1	0	0	0
26 Benes, Seth	99.00	0-0	1	0	0	0/0	0	0.0	1	3	3	2	0	0	0	1	1.000	0	0	0	0	0
Totals	9.10	4-6	10	10	0	0/0	2	86.0	104	105	87	57	95	16	0	26	.283	10	17	0	1	0
Opponents	7.82	6-4	10	10	0	0/0	3	84.0	104	84	73	64	78	26	2	9	.300	8	16	0	9	0

PB - Team (1), Stadler, J. 1, Opp (1). SBA/ATT - Stadler, J. (3-4), Tibbitts (1-3), Phillips, E. (0-2), Buhr (2-2), Bothwell (0-1), Foley (1-1), Vogel (1-1), Rushing (1-1), Schuyler (1-1).

**Indiana Baseball**  
**Team Game-by-Game for Indiana (as of Mar 18, 2024)**  
**Batting (All games)**

Date	Opponent	ab	r	h	rbi	2b	3b	hr	tb	bb	ibb	sb	cs	hbp	sac	sf	gdp	k	po	a	e	lob	avg
Feb 16	vs DUKE	35	3	9	3	1	0	2	16	3	0	0	0	1	0	0	1	13	27	11	2	9	.257
Feb 17	at Coastal Carolina	36	7	10	7	1	0	2	17	5	0	0	0	3	0	1	0	12	27	4	2	11	.268
Feb 18	vs MASON	40	9	12	8	1	0	3	22	5	0	1	0	1	1	0	0	12	27	12	2	11	.279
Feb 20	MIAMI	35	12	13	12	7	0	1	23	5	1	1	0	1	0	2	0	6	27	11	1	7	.301
Feb 23	at Baylor	36	8	13	6	5	0	1	21	5	0	0	0	0	0	2	1	8	27	11	1	8	.313
Feb 24	at Baylor	39	6	12	6	2	0	2	20	3	0	3	0	2	0	0	0	7	27	3	0	11	.312
Feb 25	at Baylor	39	15	14	14	1	1	4	29	4	0	0	0	3	0	0	0	8	24	5	1	7	.319
Feb 27	PFW	35	6	9	6	1	0	1	13	7	0	0	1	2	0	1	1	8	27	5	1	12	.312
Mar 1	vs Alabama	23	0	1	0	0	0	0	1	1	0	1	0	0	0	0	0	13	21	6	2	3	.292
Mar 2	vs Dallas Baptist	40	9	15	8	4	1	0	21	3	0	0	1	0	0	1	0	7	27	6	1	8	.302
Mar 3	vs Arizona	27	1	5	1	0	0	0	5	1	0	0	0	0	0	0	0	3	21	7	1	6	.294
Mar 06	NORTHERN KENT	34	11	13	11	5	0	2	24	8	0	0	0	0	0	1	1	9	27	13	4	8	.301
Mar 09	TROY	31	1	5	1	1	0	1	9	3	0	0	0	1	0	0	0	9	27	6	0	7	.291
Mar 10	TROY	39	10	15	10	2	0	2	23	7	0	1	0	2	0	0	0	7	27	7	1	14	.299
Mar 10	TROY	37	11	9	11	4	1	1	18	10	0	0	1	2	0	1	0	7	27	5	2	12	.295
Mar 12	at Vanderbilt	34	5	7	5	0	0	0	7	4	0	0	0	4	0	1	1	13	24	10	1	11	.289
Mar 13	ILLINOIS STATE	32	6	11	6	2	0	0	13	1	0	0	0	1	0	0	0	5	21	9	2	7	.292
Mar 15	BELMONT	32	3	8	3	2	1	0	12	5	0	1	0	0	0	3	0	7	27	5	1	10	.290
Mar 16	BELMONT	38	15	14	15	6	0	2	26	8	0	0	0	5	0	2	0	8	27	6	0	14	.295
Mar 17	BELMONT	35	15	12	13	4	0	1	19	14	0	0	0	1	0	0	0	4	27	13	4	11	.297
Mar 19	at Indiana State	35	7	10	7	0	0	0	10	4	0	0	0	0	0	1	0	9	24	9	3	6	.296
Totals		732	160	217	153	49	4	25	349	106	1	8	3	29	1	16	5	175	540	164	32	193	.296

## 2024 INDIANA BASEBALL STATS - GAME-BY-GAME (PITCHING)

Indiana Baseball  
Team Game-by-Game for Indiana (as of Mar 18, 2024)  
Pitching (All games)

Date	Opponent	ip	h	r	er	bb	so	2b	3b	hr	wp	bk	hbp	dp	ibb	score	w-l	sv	era
Feb 16	vs DUKE	9.0	10	6	6	3	7	3	0	3	0	0	1	1	0	3-6	0-1	0	6.00
Feb 17	at Coastal Carolina	9.0	6	2	0	4	10	2	0	0	1	1	1	0	0	7-2	1-1	0	3.00
Feb 18	vs MASON	9.0	4	3	2	2	9	1	0	0	0	0	3	0	0	9-3	2-1	1	2.67
Feb 20	MIAMI	9.0	9	6	5	1	12	3	0	3	0	0	2	1	0	12-6	3-1	1	3.25
Feb 23	at Baylor	9.0	8	4	4	5	10	3	0	0	0	0	0	1	0	8-4	4-1	2	3.40
Feb 24	at Baylor	9.0	4	1	1	4	10	0	0	0	1	0	0	0	0	6-1	5-1	3	3.00
Feb 25	at Baylor	8.0	11	5	5	5	8	1	0	0	1	1	1	1	0	15-5	6-1	3	3.34
Feb 27	PFW	9.0	12	9	9	4	12	0	0	5	0	0	0	0	0	6-9	6-2	3	4.06
Mar 1	vs Alabama	7.0	11	12	10	5	5	4	0	1	2	0	5	1	0	0-12	6-3	3	4.85
Mar 2	vs Dallas Baptist	9.0	9	7	6	4	12	0	0	2	0	0	2	1	0	9-7	7-3	3	4.97
Mar 3	vs Arizona	7.0	10	12	12	6	8	2	0	0	1	0	1	1	0	1-12	7-4	3	5.74
Mar 06	NORTHERN KENT	9.0	9	5	2	7	9	3	0	0	0	0	0	3	0	11-5	8-4	4	5.42
Mar 09	TROY	9.0	10	8	8	6	13	1	0	4	1	0	2	0	0	1-8	8-5	4	5.62
Mar 10	TROY	9.0	8	7	6	10	8	1	0	1	0	0	0	0	0	10-7	9-5	5	5.65
Mar 10	TROY	9.0	10	15	14	12	14	2	0	3	3	0	3	0	0	11-15	9-6	5	6.23
Mar 12	at Vanderbilt	8.0	12	13	13	6	9	2	0	2	3	0	1	2	0	5-13	9-7	5	6.72
Mar 13	ILLINOIS STATE	7.0	15	16	13	3	4	2	0	4	1	0	2	1	0	6-16	9-8	5	7.20
Mar 15	BELMONT	9.0	7	9	6	3	9	0	0	3	1	0	0	0	0	3-9	9-9	5	7.13
Mar 16	BELMONT	9.0	10	10	10	5	15	2	0	3	0	0	2	0	0	15-10	10-9	5	7.29
Mar 17	BELMONT	9.0	10	7	1	3	8	2	0	1	0	0	3	1	0	15-7	11-9	5	6.96
Mar 19	at Indiana State	8.0	13	15	14	2	6	1	0	5	1	0	4	0	0	7-15	11-10	5	7.35
Totals		180.0	198	172	147	100	198	35	0	40	16	2	33	14	0	160-172	11-10	5	7.35

## 2024 PRESEASON PRIMER

### 2023 Review

After starting a lineup consisting mostly of freshmen in 2022, the Hoosiers took a massive step forward in 2023 with a program filled with budding stars.

IU improved from 27 to 43 wins in 2023, a 16-win turnaround led by a strong sophomore core featuring Brock Tibbitts, Josh Pyne, Carter Mathison and transfer pitcher Luke Sinnard.

Along with a collection of talented freshmen in Devin Taylor ('23 Big Ten Freshman of the Year), Tyler Cerny, Brayden Risedorph and Connor Foley, IU returned to the NCAA Tournament for the first time since 2019.

The Hoosiers came within one win of a Super Regional date with overall No. 1 seed LSU, dropping the final two games of the regional to the hosts Kentucky.

IU finished second in the Big Ten but had a chance to clinch a share of the title on the final weekend. Taylor and relief pitcher Ryan Kraft were First Team All-Big Ten selections after dominating years.

Head coach Jeff Mercer tallied the first 40-win season of his head-coaching career and returned the Hoosiers to the 40-win plateau for the first time since 2014.

Phillip Glasser and Craig Yoho saw their names selected in the MLB Draft while IU totaled three Freshman All-Americans for the second-straight year.

A dominating force at home, IU won a record 26 games at Bart Kaufman Field and finished the season 26-4 in the friendly confines. IU finished 16-8 in Big Ten play, coming within a game of first-place Maryland for the title.

Peter Serruto's walk-off home run over Kentucky sent the Hoosiers to the NCAA Regional final for the first time since 2014 while Luke Sinnard broke IU's single-season strikeout record in 2023.

IU picked up wins over powerhouses Texas, Louisville and Auburn in 2023 to give it the highest RPI in the Big Ten at 30.

The Hoosiers return five position starters for the 2024 season.

### 2024 Preseason Primer

After an appearance in the NCAA Regional finals a season ago, the Indiana Baseball program gets ready to open the 2024 season in February with a roster full of young and dynamic talent.

Armed with an outstanding coaching staff and array of talented players, IU will be among the top contenders in the Big Ten across preseason publications come February.

#### The Core Five in the Field

Albeit graduating starting shortstop Phillip Glasser, a 10th round pick of the Washington Nationals, IU returns four of its five best offensive options as well as Glasser's replacement in sophomore Tyler Cerny.

Cerny (.276) along with junior Brock Tibbitts (.357), sophomore Devin Taylor (.315), junior Carter Mathison (.311) and junior Josh Pyne (.295) make up a stellar offensive core for head coach Jeff Mercer in 2024.

The five players, four of which are draft eligible in 2024, combined for 52 home runs last season and contributed 275 runs batted in for the Hoosiers. Mathison and Taylor will pair with Western Illinois transfer Nick Mitchell to make up one of the most potent offensive outfields in the entire country.

#### Testing the Team Early

No stranger to scheduling tough tests early in the non-conference season, Mercer has once again loaded up the first part of his schedule to test his program early.

IU will face seven NCAA tournament teams from last season across the first four weekends with a three-game set on the road at Baylor sprinkled in the same stretch.

The Hoosiers have faced an SEC team in the non-conference in each of Mercer's seasons at the helm. IU went to Tennessee (2019), LSU (2020) and Auburn (2023) and have had matchups in round robin tournaments in Texas against Arkansas (2022) and Alabama (2024).

#### Young and Deep on the Mound

Even without the services of right-handed pitcher Luke Sinnard, who is expected to miss the entire of the 2024 season, IU has a strong collection of arms that have continued to develop under third-year pitching coach Dustin Grant.

IU won't ride a traditional starting rotation, electing to attack each day of the weekend series one at a time. Seven pitchers return in 2024 who made at least 13 appearances on the mound last year including sophomore Brayden Risedorph (25), junior Ryan Kraft (21) and sophomore Connor Foley (20).

Grant Holderfield, who made 25 appearances as a freshman in 2022, makes his return to action after missing last year through injury. Impact transfers Ben Grable (Northwestern), Jack Moffitt (Gonzaga), Drew Buhr (Bellarmine) and Julian Tonghini (Boston College) add depth to IU's collection of options out of the bullpen.

#### The Big Ten Standard

Since IU's magical 2013 season, which took the program to its first College World Series, it has been the standard for the rest of the Big Ten when it comes to success.

Over the past seven years, IU has the joint-most wins in conference play (112). The Hoosiers have won the most Big Ten regular season titles (3) since 2013) while also making the most NCAA Tournament appearances (7) in the same span.

IU holds the longest streak of consecutive Big Ten Tournament appearances (10 straight) and has made four NCAA regional finals since 1999.

Since opening Bart Kaufman Field in 2013, IU has created one of the best home environments. The Hoosiers have 189 home wins in the time frame including a 26-4 record in 2023.

#### 40 is the Magic Number

The standard of success in a college baseball season is eclipsing 40 wins. The Hoosiers did so last year in the regular season, winning the 40th game of the year on the final day at Michigan State before winning three more in the postseason.

Since college baseball went to a standard 56-game schedule in 1991, IU has had five 40-win seasons, all of which have resulted in NCAA Tournament bids. The Hoosiers will be searching for its first back-to-back 40-win seasons since 2013-14. IU has never won 40 regular season games in back-to-back years.

Over the course of the season, Mercer will be chasing 250 career wins. He is 31 shy of 250 and will be looking for his third season of 37+ wins in his first full four years (2020 and 2021 were shortened).

## POLLS AND RANKINGS

### NCBWA POLL (March 18)

Rank	Team	Record
1.	Arkansas	17-2
2.	Oregon State	17-2
3.	Clemson	17-2
4.	Vanderbilt	18-3
5.	LSU	17-4
6.	Texas A&M	18-2
7.	Tennessee	18-3
8.	Alabama	17-3
9.	Duke	13-2
10.	Florida	12-7
11.	Florida State	18-0
12.	Virginia	16-4
13.	Coastal Carolina	17-3
14.	East Carolina	14-4
15.	Wake Forest	13-6
16.	Dallas Baptist	16-3
17.	North Carolina	17-4
18.	TCU	15-5
19.	Campbell	15-4
20.	UC Irvine	15-3
21.	Kentucky	17-3
22.	UCSB	12-5
23.	Oklahoma	13-6
24.	Mississippi State	15-6
25.	South Carolina	15-5

### D1 Baseball (March 18)

Rank	Team	Record
1.	Arkansas	17-2
2.	Oregon State	17-2
3.	Vanderbilt	18-3
4.	Clemson	17-2
5.	LSU	17-4
6.	Florida	12-7
7.	Texas A&M	18-2
8.	Tennessee	18-3
9.	Duke	15-5
10.	East Carolina	14-4
11.	Alabama	17-3
12.	Florida State	18-0
13.	Coastal Carolina	17-3
14.	Virginia	16-4
15.	Dallas Baptist	16-3
16.	Wake Forest	13-6
17.	Oklahoma	13-6
18.	TCU	15-5
19.	Virginia Tech	14-4
20.	North Carolina	17-4
21.	Mississippi State	15-6
22.	Campbell	15-4
23.	Auburn	13-6
24.	UC Irvine	15-3
25.	UCSB	12-5

### BASEBALL AMERICA (March 18)

Rank	Team	Record
1.	Arkansas	17-2
2.	Vanderbilt	18-3
3.	Clemson	17-2
4.	Oregon State	17-2
5.	LSU	17-4
6.	Duke	15-5
7.	Florida State	18-0
8.	Florida	12-7
9.	Alabama	17-3
10.	Texas A&M	18-2
11.	Tennessee	18-3
12.	East Carolina	14-4
13.	Virginia	15-4
14.	Oklahoma	13-6
15.	Wake Forest	13-6
16.	Mississippi State	15-6
17.	Ole Miss	15-6
18.	TCU	15-5
19.	UC Irvine	15-3
20.	Dallas Baptist	16-3
21.	South Carolina	15-5
22.	Coastal Carolina	17-3
23.	North Carolina	17-4
24.	Campbell	15-4
25.	Southern Miss	14-6

## THE MERCER ERA

The best 10 outputs from the Hoosiers since Jeff Mercer became the head baseball coach in 2019.

### Offense

Runs	
26	Purdue (May 12, 2023)
23	Minnesota (April 25, 2021)
23	Morehead State (March 16, 2023)
22	Penn State (April 2, 2023)
20	Kentucky (March 15, 2022)
20	Maryland (March 30, 2019)
19	Maryland (March 31, 2019)
18	Canisius (March 15, 2019)
17	Purdue (March 4, 2020)
17	Ohio (April 22, 2023)

### Hits

25	Purdue (May 12, 2023)
23	Kentucky (March 15, 2022)
22	Purdue (April 10, 2022)
20	Morehead State (March 15, 2023)
19	Iowa (May 19, 2022)
18	Penn State (April 2, 2023)
18	Illinois (April 15, 2023)
18	Ohio (April 22, 2023)
18	Canisius (March 15, 2019)
18	Maryland (March 30, 2019)

### Home Runs

9	Maryland (March 30, 2019)
8	Purdue (May 12, 2023)
6	Kentucky (March 15, 2022)
5	Indiana State (March 19, 2019)
5	Morehead State (March 16, 2023)
5	Ball State (April 16, 2019)
4	Purdue (May 13, 2023)
4	Xavier (May 10, 2023)
4	Miami (Ohio) (March 1, 2022)
4	Five More Occasions

### Pitching

Strikeouts	
18	Maryland (May 26, 2022)
18	Penn State (March 13, 2021)
17	Maryland (March 31, 2019)
17	Clemson (Feb. 18, 2022)
17	Illinois (May 18, 2021)
17	Iowa (April 8, 2023)
16	Canisius (March 17, 2019)
16	Clemson (Feb. 19, 2022)
16	Miami (Ohio) (March 1, 2022)
16	Nebraska (April 23, 2022)
16	Minnesota (April 25, 2021)
16	Rutgers (May 8, 2021)
16	Penn State (April 6, 2019)
16	Evansville (April 13, 2019)
16	Minnesota (April 27, 2019)
16	Butler (Feb. 28, 2023)
16	Cincinnati (April 19, 2023)

### Team

Run Differential	
+22	Minnesota (April 25, 2021)
+18	Morehead State (March 16, 2023)
+15	Purdue (May 12, 2023)
+15	Purdue (March 4, 2020)
+15	Maryland (March 30, 2019)
+15	Maryland (March 31, 2019)
+15	Ohio (April 22, 2023)
+14	Purdue Fort Wayne (March 8, 2023)
+13	Miami (Ohio) (March 1, 2022)
+13	Kentucky (March 15, 2022)
+13	Illinois (April 15, 2023)

## HOOSIER NOTES

### NEWCOMERS

• Per the standard of the program, head coach Jeff Mercer has dipped into the transfer portal for positions of need while maintaining a firm commitment to recruiting the best talent in the Midwest.

• Nick Mitchell (OF, Western Illinois) is an Indiana native and was one of the best transfers available in the country while Andrew Wiggins (OF, Indianapolis, Ind.) was one of the top prep bats to make it to campus in the country.

Impact Transfers	2023 School
Burckel, Brandon (INF)	Houston
Moffitt, Jack (RHP)	Gonzaga
Mitchell, Nick (OF)	Western Illinois
Buhr, Drew (RHP)	Bellarmine
Tonghini, Julian (RHP)	Boston College
Grable, Ben (RHP)	Northwestern

Impact Freshmen	2023 National Ranking
Wiggins, Andrew (OF/RHP)	#37 (Perfect Game)
Oliver, Jasen (INF)	#142 (Perfect Game)
Rushing Ryan (LHP)	#215 (Perfect Game)

### BACK FROM INJURY

• Season-ending injuries decimated key position groups for the Hoosiers in 2023. Grant Holderfield, a standout reliever in 2022, missed the entire year while IU's top prep offensive player, AJ Shepard, also missed the 2023 campaign.

• Both players are expected back in some capacity with Holderfield serving as a left-handed matchup option out of the bullpen and Shepard serving as a catcher and first baseman on rotation.

### MISSING PIECES

• As is common in baseball, the Hoosiers will be without a handful of viable options for 2024. The notable is IU's single-season strikeout king, Luke Sinnard, who suffered an injury in the NCAA Regional.

Player	Position
Sinnard, Luke	RHP
Bakes, Brayden	OF
Bohnert, Matt	LHP
Grable, Ben	RHP

### MERCER STACKING UP WINS

• One of the best young coaches in the entire country, Mercer has continued a strong foundation of success in Bloomington. He is closing in on 250 career victories despite having the 2020 season canceled and the 2021 season shortened.

### Career Wins

Year (School)	Wins
2024 (Indiana)	11
2023 (Indiana)	43
2022 (Indiana)	27
2021 (Indiana)	26*
2020 (Indiana)	9*
2019 (Indiana)	37
2018 (Wright State)	39
2017 (Wright State)	38
Career	230

### THE HIGH SCHOOL MODEL

• Starting with the 2022 class, Mercer has begun to recruit high-level Midwest talent while showcasing the ability to get them to campus and develop them into professional talent.

• Some of the best players from Indiana (Tyler Cerny), Ohio (Devin Taylor), Illinois (Ryan Kraft), Michigan (Jasen Oliver) have chosen to come to Bloomington. IU's 2023 class was top-20 nationally by the Collegiate Baseball Newspaper with the 2024 and 2025 classes rated among the best in the country.

### FRESHMEN IMPACT

• In line with vision of recruiting the best talent in the Midwest, freshmen at IU have come to campus and made an immediate impact for the Hoosiers.

### First-Year Accomplishments

Player (Year)	Accomplishment
Devin Taylor ('23)	Big Ten Freshman of the Year
Devin Taylor ('23)	First Team All-Big Ten
Carter Mathison ('22)	Freshman Home Run Record

### Big Ten Freshman All-Americans (since 2019)

7	Indiana
3	Maryland
3	Iowa
3	Nebraska



Sophomore outfielder **Devin Taylor**

## THE BIG TEN STANDARD

Over the last 12 years, the Indiana Baseball team has been the standard of excellence in the Big Ten Conference and has set the expectation for player development and team production in the Midwest.

### Big Ten Wins (since 2016)

112	Indiana
112	Maryland
112	Michigan
111	Nebraska
110	Iowa

### Big Ten Tournament Streak (not contested in 2020 and 2021)

10	Indiana
9	Michigan
8	Iowa
4	Illinois

### NCAA Tournament Appearances (since 2013)

7	Indiana
6	Maryland
5	Michigan
5	Nebraska

### NCAA Regional Finals (since 1999, Big Ten years only)

5	Michigan
5	Minnesota
4	Indiana
4	Maryland
4	Ohio State

### Big Ten Regular Season Titles (since 2013)

3	Indiana
2	Minnesota
2	Maryland
2	Nebraska
1	Illinois

## SCOUTS IN THE STANDS

There will be a heavy presence of scouts in the stands at Bart Kaufman Field this spring with a large amount of draft-eligible players on the IU roster.

### Juniors to Watch (likely to be MLB draft picks)

Carter Mathison	Fort Wayne, Ind.
Brock Tibbitts	New Albany, Ohio
Nick Mitchell	Carmel, Ind.
Ryan Kraft	Mokena, Ill.
Josh Pyne	Bloomfield, Ind.
Luke Sinnard*	Hendersonville, Tenn.
Grant Holderfield	Oak Park, Ill.

### Draft Eligible Sophomores (among impact starters)

Connor Foley	Jasper, Ind.
Brayden Risedorph	Kendallville, Ind.
Tyler Cerny	Greenwood, Ind.

### Top-10 Round MLB Draft Picks (under Jeff Mercer)

Round	Player (Team)
2	Matt Gorski (Pirates)
3	McCade Brown (Rockies)
5	Jack Perkins (Athletics)
6	Andrew Saalfrank (Diamondbacks)
6	Tanner Gordon (Braves)
7	Gabe Bierman (Marlins)
8	Craig Yoho (Brewers)
10	Phillip Glasser (Nationals)
10	Matt Litwicki (Red Sox)
10	Tommy Sommer (White Sox)

## TEAM NOTES

### SEASON OPENING WEEKENDS

• For the first time under head coach Jeff Mercer, the Hoosiers opened the non-conference season in a round-robin invitational. Known for scheduling tough in the month of February, this year will be no different.

• After a close loss to No.12 Duke and its ace Jonathan Santucci, IU responded by beating No. 18 Coastal Carolina and George Mason by a combined score of 16-5.

### Opening Weekends (under Mercer)

Year	Opponent	Record
2024	Duke, Coastal Carolina, George Mason	2-1
2023	at Auburn	1-2
2022	at Clemson	0-3
2021	Big Ten Only Schedule	-
2020	at LSU	1-2
2019	at Memphis	2-1

### HOMEFIELD ADVANTAGE

• The Hoosiers will open the 2024 home slate on February 20th against Miami (Ohio) for the first midweek contest of the season. IU is closing in on 200 wins at Bart Kaufman Field after recording a stadium record 26 last year.

### Bart Kaufman Record (opened in 2013)

Year	Record
2024	5-5
2023	26-4
2022	15-9
2021	14-6
2020*	3-2
2019	21-5
2018	21-5
2017	16-10-1
2016	19-6
2015	17-8
2014	18-3
2013	19-3
All-Time Wins	194

### IMPACT FRESHMAN CLASS

• D1 Baseball ranked IU's incoming freshman class No. 20 in the nation with only players that signed and made it to campus considered for the list.

• Among the players mentioned by D1 Baseball included outfielder Andrew Wiggins (Indianapolis, Ind.), infielders Cal Sefcik (Palos Heights, Ill.) and Jasen Oliver (Almont, Mich.) and pitcher Ryan Rushing (Bradenton, Fla.).

### NO DAYS OFF IN THE NON-CONFERENCE

• Mercer has never backed away from scheduling tough in the non-conference, helping expose his teams to top talent early in the years. Excluding the Big Ten only schedule in 2021, Mercer has played some of the best teams in the country in the opening three weekends of the year.

### Tough Non-Conference Foes (since Mercer arrived in 2019)

Year	Opponents
2024	Duke, Alabama, Baylor, Arizona, Coastal Carolina
2023	Auburn, Texas, East Carolina
2022	Clemson, Arkansas, Stanford
2020	LSU, Ole Miss, East Carolina
2019	Tennessee, Coastal Carolina, Oregon State

### BOMBS AWAY

• Stacked from top to bottom with power in the lineup, IU has turned into a big offensive threat in the Big Ten and the nation. The 2023 Hoosiers turned in 77 home runs in 63 games and could be in store for a massive year, paced by the bats of Devin Taylor, Carter Mathison and Brock Tibbitts.

### Most Home Runs (in two-year span)

Home Runs	Years
163	2018-2019
148	1985-1986
143	2017-2018
102*	2023-2024

### PRESEASON PREDICTIONS

• Indiana, and Big Ten foe Iowa, have been at the top of all major outlets as the teams to beat in the conference this year. Iowa, which boasts an electric pitching staff and Indiana, which has one of the most talented offensive lineups in the nation, won't meet in the regular season but are expected to battle for the Big Ten crown.

• D1 Baseball projected Indiana and Iowa as the only two Big Ten teams to make the NCAA Tournament but have a multitude of programs in the "teams to watch" category.

• Both Indiana and Iowa have featured in the D1 Baseball and Baseball America polls.

### Big Ten Rankings (baseball media outlets)

Outlet	Ranking
D1 Baseball	2nd
Big Ten Coaches	2nd



Junior pitcher **Ryan Kraft**

## THE STANDARD

### BY THE NUMBERS

Combined numbers of Mathison, Tibbitts and Pyne.

#### Career Games Played

Player	Career Games
Brock Tibbitts	143
Carter Mathison	143
Josh Pyne	140

#### Career Starts

Player	Career Starts
Brock Tibbitts	141
Carter Mathison	139
Josh Pyne	139

#### Career Hits

Player	Career Hits
Josh Pyne	177
Brock Tibbitts	174
Carter Mathison	147

#### Career Home Runs

Player	Career Home Runs
Carter Mathison	34
Brock Tibbitts	21
Josh Pyne	13

#### Career RBI's

Player	Career RBI's
Brock Tibbitts	135
Josh Pyne	124
Carter Mathison	122

#### Career Doubles

Player	Career Doubles
Josh Pyne	44
Brock Tibbitts	36
Carter Mathison	32

## THREE-HEADED MONSTER

### THE PROGRAM'S FOUNDATION

• Brock Tibbitts, Josh Pyne and Carter Mathison helped make up the first full signing class that head coach Jeff Mercer brought to campus in program history.

• Signed in the 2020-21 school year and arriving on campus for the 2022 season, these three have been indispensable in the Hoosier lineup. In fact, there hasn't been a game since the beginning of 2022 that Tibbitts and Mathison haven't played in. There were only three that Pyne didn't appear in.

• Aligning with Mercer's belief in bringing in and developing the best midwest prep players, all three have done so since day one. All three were Freshman All-Americans in 2022 with Tibbitts and Pyne earning All-Big Ten honors in 2023.

• All draft eligible in 2024, the trio will leave a large mark on the program's history before going through the MLB Draft process this summer.

### TRIO NEWS AND NOTES

• Tibbitts, Pyne and Mathison have done lots of damage on the field in their time in Bloomington. The following reflects the items the three have achieved as IU players.

• Brock Tibbitts and Josh Pyne are looking to become the first pair of IU teammates from the same recruiting class to record 200+ career hits since Kyle Schwarber and Sam Travis (2012-14).

#### News and Notes

- Tibbitts and Mathison have never missed a collegiate game
- All three players are from the Midwest
- The three have combined to appear in 426 of 429 possible games
- All three were Freshman All-Americans
- Each has at least 145 career hits
- All of them have 135+ career starts
- Tibbitts has 170+ hits, 135+ RBIs and 20+ home runs

### IRONMEN

• Tibbitts is on a streak of 140-consecutive starts dating back to Feb. 25, 2022 vs. Arkansas. After coming off the bench in two of three games at Clemson, Tibbitts has yet to not start a game for the Hoosiers.

• He joins an elusive group of Hoosiers appear and make starts in consecutive game and enjoyed sustained success during their college careers. Only two other players (Jerrud Sabourin and Craig Dedelow) have made 150+ consecutive starts without missing a game since 2008.

*Since 2008 (at least 130-straight starts with no missed games)*

- Jerrud Sabourin, 220 games (March 9, 2008-2011)
- Craig Dedelow, 175 games (2015-17)
- Brock Tibbitts, 140 games (Feb. 25, 2022-Present)
- Sam Travis, 130 games (May 18, 2012-2014)



Junior catcher **Brock Tibbitts**



Junior outfielder **Carter Mathison**



Junior infielder **Josh Pyne**

## DYNAMIC DUO

**Josh Pyne** has been an every day starter at the hot corner since arriving in Bloomington as a freshman in 2022. A fantastic defender, he's also one of IU's most consistent bats in the lineup.

**Brock Tibbitts**, a fellow 2024 draft prospect, has bene just as productive on the opposite side of the infield and helps form a pair of reliable bats for Mercer and Co.

### Indiana All-Time RBI List

Rank	Name	RBI	Years
8.	Matt Braugher	175	1993-96
9.	Bill Mueller	170	1982-85
10.	Sam Travis	165	2012-14
11.	Josh Phegley	162	2007-09
12.	Jerrud Sabourin	161	2008-11
	<b>Brock Tibbitts</b>	<b>135</b>	<b>2022-</b>
	<b>Josh Pyne</b>	<b>124</b>	<b>2022-</b>
	<b>Carter Mathison</b>	<b>122</b>	<b>2022-</b>

### Indiana All-Time Hits List

Rank	Name	Hits	Years
19.	Marty Wolfe	216	1989-92
20.	Bill Mueller	215	1982-85
21.	Josh Phegley	207	2007-09
22.	Bill Jordan	203	1986-89
	Andrew Means	203	2006-08
	<b>Josh Pyne</b>	<b>177</b>	<b>2022-</b>
	<b>Brock Tibbitts</b>	<b>174</b>	<b>2022-</b>

### Indiana All-Time Doubles List

Rank	Name	Doubles	Years
6.	Sam Travis	55	2012-14
7.	Mike Sabo	54	1985-88
8.	Vasili Spanos	51	2000-03
9.	Logan Sowers	50	2015-18
	Matt Braugher	50	1993-96
	<b>Josh Pyne</b>	<b>44</b>	<b>2022-</b>
	<b>Brock Tibbitts</b>	<b>36</b>	<b>2022-</b>

## DEPTH AT EVERY POSITION

While Pyne, Cerny and Tibbitts are expected to be every day players, IU has no shortage of options to provide depth and competition in the infield.

### First Baseman (potential options)

Brock Tibbitts	Junior
Joey Brenzewski	Redshirt Freshman
Cal Sefcik	Freshman
AJ Shepard	Redshirt Freshman
Jake Stadler	Redshirt Junior

### Second Baseman (potential options)

Jasen Oliver	Freshman
Brandon Burckel	Junior

### Shortstop (potential options)

Tyler Cerny	Sophomore
Hayden Carlson	Freshman

### Third Baseman (potential options)

Josh Pyne	Junior
Jasen Oliver	Freshman

### Catcher (potential options)

Brock Tibbitts	Junior
AJ Shepard	Redshirt Freshman
TJ Schuyler	Freshman
Jake Stadler	Redshirt Junior

## INFELDERS

### PRODUCTIVE THREE-YEAR PLAYERS

• Brock Tibbitts and Josh Pyne are mirroring the success of a couple former IU players who spent the same three seasons in Bloomington. Kyle Schwarber and Sam Travis were both in the same recruiting class and mashed in three years of college baseball.

• IU's newest offensive duo will look to match the offensive numbers put up by the future big leaguers in just three years in Bloomington.

• Tibbitts and Pyne have combined to play 283 of a possible 286 games in their first two years in Bloomington. Tibbitts has played in all 143 contests in three seasons.

### Combined Hits (three-year teammates; same recruiting class)

474	Schwarber + Travis, 2012-14
351	Tibbitts + Pyne, 2022-24

### Combined RBI's (three-year teammates; same recruiting class)

305	Schwarber + Travis, 2012-14
259	Tibbitts + Pyne, 2022-24

### Combined Doubles (three-year teammates; same recruiting class)

93	Schwarber + Travis, 2012-14
80	Tibbitts + Pyne, 2022-24

### ALL-TIME NUMBERS

• Not only are Pyne and Tibbitts the veteran leaders of the team, but the pair of infield mainstays are starting to climb the ranks in IU's all-time record books.

### Career Hits (first three seasons at Indiana)

At least 200 hits		
Rank	Player	Hits
1.	Jerrud Sabourin	268
2.	Alex Dickerson*	266
3.	Kyle Schwarber*	238
4.	Dustin DeMuth	237
5.	Sam Travis*	236
6.	Scott Donley	228
7.	Mickey Morandini*	212
8.	Josh Phegley*	207
9.	Andrew Means	203
	Josh Pyne	177
	Brock Tibbitts	174

\* denotes future MLB player

### NEW DUO UP THE MIDDLE

• Tyler Cerny, the starting second baseman for a majority of 2023, will transition to shortstop this year to replace Phillip Glasser who was picked in the 10th round of the MLB Draft by the Nationals.

• Cerny contributed 10 home runs, to pair with fellow freshman Devin Taylor's 16, in 2023. Now as a sophomore, Cerny will man the left side of the infield with Josh Pyne (3B).

• Brandon Burckel, a transfer from Houston, took over as the starting second baseman at the beginning of the season. Labeled as a stout defensive player, he helps shore up the infield as a veteran presence. Jasen Oliver is also a potential second base option and has played a bit over the past few weeks.

### ROTATING DOOR AT FIRST BASE

• IU's expected to see a little bit of rotation at the beginning of the year among its first baseman. Brock Tibbitts, a catcher by trait, is expected to spend time back behind the dish after playing first base only his first two years in Bloomington.

• Among the catcher options for IU in 2024 include Tibbitts, redshirt junior Jake Stadler and true freshman TJ Schuyler. Redshirt freshman Joey Brenzewski, freshman Cal Sefcik, redshirt freshman AJ Shepard and Tibbitts all have the ability to play first base.

### BREAKOUT YEAR TWO

• Tyler Cerny had a stellar freshman season but will now look at taking his game to the next level in 2024. A draft-eligible sophomore and the program's starting shortstop, the Greenwood, Ind. native will have big plans in year two.

### Batting Average

.352	2024
.276	2023

### Hits

32	2024
61	2023



Junior infielder Josh Pyne

## OFFENSIVE PRODUCTION IN THE OUTFIELD

The Hoosiers have one of, if not, the most outstanding offensive outfields in the Big Ten and one of the best in the entire country.

It is helped by the veteran **Carter Mathison**, another member of the elite junior class, who has become one of the best all-around bats in program history.

### Indiana All-Time Home Runs List

Rank	Name	HR	Years
7.	Matt Lloyd	37	2017-19
	Logan Sowers	37	2015-18
	Mickey Morandini*	37	1985-88
10.	Bill Mueller	36	1982-85
11.	Kevin Orie	34	1991-93
	<b>Carter Mathison</b>	<b>34</b>	<b>2022-</b>
13.	Josh Phegley*	32	2007-09

### First Three Seasons - Home Runs List

At least 32 home runs

Rank	Name	HR	Years
1.	Alex Dickerson*	47	2009-11
2.	Kyle Schwarber*	40	2012-14
3.	Matt Lloyd	37	2017-19
4.	Kevin Orie	34	1991-93
	<b>Carter Mathison</b>	<b>34</b>	<b>2022-</b>
6.	Mike Sabo	33	1985-88
7.	Vasili Spanos	32	2000-03
	Josh Phegley*	32	2007-09

indicates future MLB player\*

## EXPERIENCE GALORE

Indiana boasts one of the most veteran outfields in the entire country. Four of the six players have at least two years of college baseball under their belts while Devin Taylor started 50+ games a season ago.

### Career Appearances (in college)

Carter Mathison	143
Morgan Colopy	125
Nick Mitchell	110*
Sam Murrison	98
Devin Taylor	75
Andrew Wiggins	13

\* began career at Western Illinois

## OUTFIELDERS

### OUTSTANDING OUTFIELD BATS

• Carter Mathison, Devin Taylor and Nick Mitchell are scheduled to feature as IU's three primary outfielders in some form in 2024. One of the most lethal offensive outfield trios in the country, IU's success at the plate will be heavily influenced by these three.

### Combined Numbers (Mathison, Mitchell and Taylor)

Hits	392
RBI's	261
Home Runs	60
Doubles	74
Runs	288

### MITCHELL FINDS HIS ROOTS

• Nick Mitchell, who spent his first two years at Western Illinois, is an Indiana native and played high school ball at Carmel. A .348 hitter in his first two years of college baseball, Mitchell was one of the biggest names available in the transfer portal.

### THE NEXT GREAT FRESHMAN

• A product of Heritage Christian in Indianapolis, Andrew Wiggins was one of the best prep bats to make it to campus this year and could figure to be the next star outfielder at Indiana.

• Grant Richardson (2019), Carter Mathison (2022) and Devin Taylor (2023) all played significant roles in their first years and Wiggins could factor into the lineup as an outfielder or designated hitter.

### Wiggins' Accomplishments (High School)

- 2023 No. 37 Overall Prospect (Perfect Game)
- 2023 No. 2 Overall Prospect in Indiana (Perfect Game)
- 2023 Collegiate Baseball High School All-American
- 2022 Perfect Game All-American Classic Participant

### DEFENSIVE DEPTH

• A two-time Ironman Challenge champion at Indiana (IU's version of the Omaha Challenge), Morgan Colopy is in his fifth year of college baseball. One of the best defensive players in the Big Ten, Colopy is a reliable substitute for Jeff Mercer late in games.

• Colopy, who was named a top-50 senior by Perfect Game ahead of the 2024 season, is perhaps the best fifth outfielder in the Big Ten and the nation. IU has one of the deepest outfield groups in the conference with five/six guys that can play at any position.

### ONE TO WATCH

• After an outstanding freshman season, that saw Taylor be named First Team All-Big Ten, Big Ten Freshman of the Year and a Freshman All-American, the Cincinnati, Ohio native is being tabbed for a big sophomore campaign.

### Preseason Honors (Devin Taylor)

Outlet	Honor
Perfect Game	Second Team All-American
Perfect Game	No. 7 Ranked Sophomore
Perfect Game	No. 8 on Class of 2025 Draft Board
Perfect Game	Big Ten Player of the Year
D1 Baseball	Big Ten Player of the Year
D1 Baseball	No. 1 Big Ten 2025 Draft Prospect
Baseball America	Big Ten Player of the Year
Golden Spikes	Watch List
Big Ten	Preseason Player to Watch

### EARLY RETURN ON TALENT

• Since being inserted into the starting lineup in March of 2023, Taylor has hit the cover off the ball. He hit 16 home runs in his rookie campaign (No. 2 among freshmen in program history) and already has three to the tally in 2024.

### Most Home Runs in First Two Seasons (at Indiana)

Alex Dickerson	38
Carter Mathison	29
Kyle Schwarber	26
Mike Sabo	22
Matt Lloyd	20
<b>Devin Taylor</b>	<b>20*</b>

### TEARING IT UP IN 2024

• Devin Taylor has been outstanding for the Hoosiers so far this year, starting in 20 games for the Hoosiers. He missed the Saturday game against Belmont with a personal issue. He's played 19 of those in left field and has developed as a defender including an outstanding, over-the-wall catch against Illinois State.

• Taylor leads the team with 33 hits. He also has 11 multi-hit games. One of the top available bats for the 2025 draft, Taylor has been a mainstay in the lineup since being inserted early in 2023.

### 2024 Stats - Devin Taylor (as of March 20th)

- .398 avg. (33-83), 19 R, 4 HR, 19 RBI, 12 BB, 4 2B
- Big Ten Player of the Week (Feb. 26)



Junior outfielder **Carter Mathison**

## BIG GAME ARMS

**Ty Bothwell**, best remembered for his heroics on the mound in the NCAA Regional final, has produced solid numbers through his career in Bloomington.

### Indiana All-Time Strikeouts

Rank	Name	K's	Years
6.	Brian Partenheimer	235	1994-97
7.	Bob Scafa	229	1991-94
8.	Claron Veller	204	1929-31
9.	Scott Mudd	200	1992-95
	<b>Ty Bothwell</b>	<b>172</b>	<b>2020-</b>

**Ryan Kraft** is dimbing the career ranks in innings pitched as a reliable bullpen option for the Hoosiers

### Indiana All-Time Appearances

Rank	Name	Apps.	Years
9.	B.J. Sabol	68	2016-18
	Ryan Smith	68	2000-03
	Brian Partenheimer	68	1994-97
	Scott Mudd	68	1992-95
	<b>Ryan Kraft</b>	<b>52</b>	<b>2022-</b>

## HOMEGROWN HOOSIERS

IU will have a big collection of talented arms that were born and raised in the state. Heavy starters **Connor Foley** and **Brayden Risedorph** lead the way with a bevy of talented local players.

### Indiana Natives (Pitchers)

Connor Foley	Jasper, Ind./Jasper
Jacob Vogel	North Vernon, Ind./Jennings County
Drew Buhr	Austin, Ind./Austin
Eli Shaw	Indianapolis, Ind./Warren Central
Ty Bothwell	Hebron, Ind./Boone Grove
Brayden Risedorph	Kendallville, Ind./East Noble
Aydan Decker-Petty	New Castle, Ind./New Castle

## SOPHOMORE STUDS

Jeff Mercer and the Hoosiers will feature a deep collection of sophomores on the mound in 2024, all of which had lots of experience pitching in big moments as freshmen.

Continuing his desire to keep a deep prep pipeline open from the Midwest, pitching coach Dustin Glant will have a strong collection of young arms to feature this season.

### Indiana Sophomores (Pitchers)

Pitcher	2023 Stats
Connor Foley	4-2, 3.72 ERA, 42 K's
Brayden Risedorph	3-1, 4.47 ERA, 60 K's, 6 SV's
Ethan Phillips	4-0, 26 K's
Evan Whiteaker	2-0, 13 APP's, 23 K's
Aydan Decker-Petty	1-0, 4.35 ERA
Cooper Katskee	1-1, 12 IP, 12 K's

## PITCHERS

### OL'RELIABLE

• Left-handed pitcher Ryan Kraft has been a reliable option out of the bullpen for Jeff Mercer and pitching coach Dustin Glant over the past two years.

• After taking his lumps to the tune of a 9.78 ERA in his freshman year, Kraft came through with a 2.48 ERA in 61.2 IP during his sophomore campaign. The last pitcher to make 20+ appearances in three-straight years for IU was B.J. Sabol (2016-18).

### Yearly Appearances (Ryan Kraft)

2024	6
2023	21
2022	25

### BIG GAME TY

• A solid piece for the Hoosiers over his time in Bloomington, sixth-year senior Ty Bothwell has taken his game to the next level in 2024. He's been used to supplement either the Friday or Saturday starter in a long-term relief role and has shined.

• In games against Troy and Belmont, he gave the Hoosiers an opportunity to take the lead but the offense couldn't come through in either contest.

### 2024 Statistics

• 2-0, 5.16 ERA, 23 K, 7 BB, 13 ER, 1 SV

### DEEP COLLECTION OF ARMS

• Without Luke Sinnard, who is expected to miss the entirety of the 2024 season, IU will likely focus on a deep rotation of arms with outings that could last anywhere from one to five options.

• Connor Foley and Brayden Risedorph, a pair of Indiana natives who had big freshman seasons, are the top of rotation candidates with Jack Moffitt, Jacob Vogel, Ethan Phillips and Ty Bothwell presenting potential starter options.

### Returning Numbers (Pitchers at Indiana in 2023)

Player	Appearances
Brayden Risedorph	25
Ryan Kraft	21
Connor Foley	20
Seti Manase	15
Ethan Phillips	15
Ty Bothwell	14
Evan Whiteaker	13

### HIT THE PORTAL

• Head coach Jeff Mercer and pitching coach Dustin Glant dipped in the portal to find some arms to supplement a strong collection of returners.

• Jack Moffitt and Julian Tonghini are among the group of newcomers that have been highly successful so far in Bloomington.

### New Pitchers (Transfer Portal)

Player	Former School
Jack Moffitt	Gonzaga
Brandon Keyster	John A. Logan College
Drew Buhr	Bellarmine
Ty Rybarczyk	Illinois
Julian Tonghini	Boston College
Ben Grable	Northwestern

### BIG ARMS, LITERALLY

• If you include Luke Sinnard, who will take a medical redshirt in 2024, IU boasts some of the tallest pitchers in the nation. IU's three biggest pitchers would make a formidable front court in basketball.

### Size on the Mound (Pitchers)

Player	Height
Luke Sinnard*	6-8
Jacob Vogel	6-7
Jack Moffitt	6-7

\* medical redshirt in 2024

### FOLEY TAKES MASSIVE STEP FORWARD

• One of the most physically imposing players on the IU roster, sophomore right-hander Connor Foley (6-5, 235) has taken over the Saturday role on the mound and run with it.

• Despite not making a start in 2023, Foley has gone 1-1 (4.63 ERA) through four starts this season. He has conceded just four wins while striking out 21 batters in wins over No. 18 Coastal Carolina, Baylor and No. 25 Dallas Baptist.

• He touched 99 mph against Dallas Baptist and has developed a pair of off-speed pitches to go with his strong fastball. Despite not traveling the first handful of weekends in 2023, Foley has become one of the best arms in the program.

• Foley took the loss against Troy but conceded just two runs, leaving the game with a 2-1 deficit. He has had at least six strikeouts in all five starts. IU is 4-1 in games that Foley starts.



Redshirt sophomore pitcher **Grant Holderfield**

## LINEUP NOTES

### GAME-BY GAME OFFENSIVE STARTERS

Date	Opponent	1	2	3	4	5	6	7	8	9
2/16	Duke	Mathison	Pyne	Taylor	Tibbitts	Cerny	Shepard	Stadler	Colopy	Burckel
2/17	Coastal Carolina	Mathison	Pyne	Taylor	Tibbitts	Cerny	Stadler	Shepard	Colopy	Burckel
2/18	George Mason	Mathison	Pyne	Taylor	Tibbitts	Cerny	Shepard	Colopy	Sefcik	Burckel
2/20	Miami (Ohio)	Mathison	Pyne	Taylor	Tibbitts	Cerny	Brenczewski	Wiggins	Sefcik	Burckel
2/23	Baylor	Mathison	Pyne	Taylor	Tibbitts	Cerny	Stadler	Sefcik	Colopy	Burckel
2/24	Baylor	Mathison	Pyne	Taylor	Tibbitts	Cerny	Stadler	Sefcik	Colopy	Burckel
2/25	Baylor	Mathison	Pyne	Taylor	Tibbitts	Cerny	Mitchell	Brenczewski	Colopy	Burckel
2/27	Purdue Fort Wayne	Mathison	Pyne	Taylor	Tibbitts	Cerny	Mitchell	Brenczewski	Colopy	Carlson
3/1	Alabama	Mitchell	Taylor	Tibbitts	Mathison	Pyne	Stadler	Cerny	Brenczewski	Burckel
3/2	Dallas Baptist	Mitchell	Pyne	Taylor	Tibbitts	Mathison	Cerny	Brenczewski	Bode	Burckel
3/3	Arizona	Mitchell	Pyne	Taylor	Tibbitts	Mathison	Cerny	Brenczewski	Colopy	Burckel
3/6	Northern Kentucky	Mitchell	Pyne	Taylor	Tibbitts	Mathison	Cerny	Stadler	Colopy	Burckel
3/9	Troy	Mitchell	Taylor	Tibbitts	Mathison	Pyne	Cerny	Stadler	Wiggins	Burckel
3/10	Troy	Mitchell	Taylor	Tibbitts	Mathison	Cerny	Pyne	Colopy	Brenczewski	Burckel
3/10	Troy	Mitchell	Taylor	Tibbitts	Mathison	Cerny	Pyne	Bode	Stadler	Burckel
3/12	Vanderbilt	Mitchell	Taylor	Tibbitts	Mathison	Pyne	Cerny	Brenczewski	Colopy	Burckel
3/13	Illinois State	Mitchell	Taylor	Tibbitts	Mathison	Pyne	Cerny	Bode	Stadler	Oliver
3/15	Belmont	Mitchell	Taylor	Tibbitts	Mathison	Pyne	Cerny	Bode	Stadler	Oliver
3/16	Belmont	Mitchell	Pyne	Tibbitts	Mathison	Cerny	Brenczewski	Colopy	Stadler	Oliver
3/17	Belmont	Mitchell	Pyne	Taylor	Tibbitts	Cerny	Mathison	Colopy	Brenczewski	Oliver
3/19	Indiana State	Mitchell	Pyne	Taylor	Tibbitts	Cerny	Mathison	Colopy	Stadler	Oliver
3/22	Illinois	-	-	-	-	-	-	-	-	-
3/23	Illinois	-	-	-	-	-	-	-	-	-
3/24	Illinois	-	-	-	-	-	-	-	-	-
3/26	Middle Tennessee	-	-	-	-	-	-	-	-	-
3/28	Butler	-	-	-	-	-	-	-	-	-
3/29	Butler	-	-	-	-	-	-	-	-	-
3/30	Butler	-	-	-	-	-	-	-	-	-
3/30	Butler	-	-	-	-	-	-	-	-	-
4/2	Indiana State	-	-	-	-	-	-	-	-	-
4/5	Maryland	-	-	-	-	-	-	-	-	-
4/6	Maryland	-	-	-	-	-	-	-	-	-
4/7	Maryland	-	-	-	-	-	-	-	-	-
4/9	Ball State	-	-	-	-	-	-	-	-	-
4/12	Penn State	-	-	-	-	-	-	-	-	-
4/13	Penn State	-	-	-	-	-	-	-	-	-
4/14	Penn State	-	-	-	-	-	-	-	-	-
4/16	Evansville	-	-	-	-	-	-	-	-	-
4/19	Minnesota	-	-	-	-	-	-	-	-	-
4/20	Minnesota	-	-	-	-	-	-	-	-	-
4/21	Minnesota	-	-	-	-	-	-	-	-	-
4/23	Ball State	-	-	-	-	-	-	-	-	-
4/26	Rutgers	-	-	-	-	-	-	-	-	-
4/27	Rutgers	-	-	-	-	-	-	-	-	-
4/28	Rutgers	-	-	-	-	-	-	-	-	-
5/3	Purdue	-	-	-	-	-	-	-	-	-
5/4	Purdue	-	-	-	-	-	-	-	-	-
5/5	Purdue	-	-	-	-	-	-	-	-	-
5/7	Cincinnati	-	-	-	-	-	-	-	-	-
5/10	Nebraska	-	-	-	-	-	-	-	-	-
5/11	Nebraska	-	-	-	-	-	-	-	-	-
5/12	Nebraska	-	-	-	-	-	-	-	-	-
5/14	Louisville	-	-	-	-	-	-	-	-	-
5/16	Michigan	-	-	-	-	-	-	-	-	-
5/17	Michigan	-	-	-	-	-	-	-	-	-
5/18	Michigan	-	-	-	-	-	-	-	-	-



Redshirt senior outfielder **Morgan Colopy**

#### CAREER GAMES PLAYED AT INDIANA (Offense, min. 50 apps.)

Player	GP/GS
Carter Mathison	143/139
Brock Tibbitts	143/141
Josh Pyne	140/139
Morgan Colopy	125/79
Sam Murrison	98/34
Tyler Cerny	80/78
Devin Taylor	75/71

#### CAREER GAMES PLAYED AT INDIANA (Pitching, min. 18 apps.)

Player	APP/GS
Ty Bothwell	52/15
Ryan Kraft	52/3
Brayden Risedorph	31/9
Grant Holderfield	31/2
Connor Foley	25/5
Seti Manase	19/14
Ethan Phillips	22/8
Evan Whiteaker	19/2

## LINEUP NOTES

### GAME-BY-GAME DEFENSIVE STARTERS

Date	Opponent	C	1B	2B	3B	SS	LF	CF	RF	DH
2/16	Duke	Stadler	Tibbitts	Burckel	Pyne	Cerny	Taylor	Mathison	Colopy	Shepard
2/17	Coastal Carolina	Stadler	Tibbitts	Burckel	Pyne	Cerny	Taylor	Mathison	Colopy	Shepard
2/18	George Mason	Tibbitts	Shepard	Burckel	Pyne	Cerny	Taylor	Mathison	Colopy	Sefcik
2/20	Miami (Ohio)	Tibbitts	Brenczewski	Burckel	Pyne	Cerny	Taylor	Mathison	Wiggins	Sefcik
2/23	Baylor	Stadler	Tibbitts	Burckel	Pyne	Cerny	Taylor	Mathison	Colopy	Sefcik
2/24	Baylor	Stadler	Tibbitts	Burckel	Pyne	Cerny	Taylor	Mathison	Colopy	Sefcik
2/25	Baylor	Tibbitts	Brenczewski	Burckel	Pyne	Cerny	Taylor	Mathison	Colopy	Mitchell
2/27	Purdue Fort Wayne	Tibbitts	Brenczewski	Carlson	Pyne	Cerny	Taylor	Colopy	Mitchell	Mathison
3/1	Alabama	Stadler	Tibbitts	Burckel	Pyne	Cerny	Taylor	Mathison	Mitchell	Brenczewski
3/2	Dallas Baptist	Tibbitts	Brenczewski	Burckel	Pyne	Cerny	Taylor	Mathison	Mitchell	Bode
3/3	Arizona	Tibbitts	Brenczewski	Burckel	Pyne	Cerny	Taylor	Mathison	Colopy	Mitchell
3/6	Northern Kentucky	Stadler	Tibbitts	Burckel	Pyne	Cerny	Taylor	Colopy	Mitchell	Mathison
3/9	Troy	Stadler	Tibbitts	Burckel	Pyne	Cerny	Taylor	Mathison	Mitchell	Wiggins
3/10	Troy	Tibbitts	Brenczewski	Burckel	Pyne	Cerny	Taylor	Mathison	Colopy	Mitchell
3/10	Troy	Stadler	Tibbitts	Burckel	Pyne	Cerny	Taylor	Mathison	Mitchell	Bode
3/12	Vanderbilt	Tibbitts	Brenczewski	Burckel	Pyne	Cerny	Colopy	Mathison	Mitchell	Taylor
3/13	Illinois State	Stadler	Tibbitts	Oliver	Pyne	Cerny	Taylor	Mathison	Mitchell	Bode
3/15	Belmont	Stadler	Tibbitts	Oliver	Pyne	Cerny	Taylor	Mathison	Mitchell	Bode
3/16	Belmont	Tibbitts	Brenczewski	Oliver	Pyne	Cerny	Colopy	Mathison	Mitchell	Stadler
3/17	Belmont	Tibbitts	Brenczewski	Oliver	Pyne	Cerny	Taylor	Mathison	Colopy	Mitchell
3/19	Indiana State	Stadler	Tibbitts	Oliver	Pyne	Cerny	Taylor	Colopy	Mitchell	Mathison
3/22	Illinois	-	-	-	-	-	-	-	-	-
3/23	Illinois	-	-	-	-	-	-	-	-	-
3/24	Illinois	-	-	-	-	-	-	-	-	-
3/26	Middle Tennessee	-	-	-	-	-	-	-	-	-
3/28	Butler	-	-	-	-	-	-	-	-	-
3/29	Butler	-	-	-	-	-	-	-	-	-
3/30	Butler	-	-	-	-	-	-	-	-	-
3/30	Butler	-	-	-	-	-	-	-	-	-
4/2	Indiana State	-	-	-	-	-	-	-	-	-
4/5	Maryland	-	-	-	-	-	-	-	-	-
4/6	Maryland	-	-	-	-	-	-	-	-	-
4/7	Maryland	-	-	-	-	-	-	-	-	-
4/9	Ball State	-	-	-	-	-	-	-	-	-
4/12	Penn State	-	-	-	-	-	-	-	-	-
4/13	Penn State	-	-	-	-	-	-	-	-	-
4/14	Penn State	-	-	-	-	-	-	-	-	-
4/16	Evansville	-	-	-	-	-	-	-	-	-
4/19	Minnesota	-	-	-	-	-	-	-	-	-
4/20	Minnesota	-	-	-	-	-	-	-	-	-
4/21	Minnesota	-	-	-	-	-	-	-	-	-
4/23	Ball State	-	-	-	-	-	-	-	-	-
4/26	Rutgers	-	-	-	-	-	-	-	-	-
4/27	Rutgers	-	-	-	-	-	-	-	-	-
4/28	Rutgers	-	-	-	-	-	-	-	-	-
5/3	Purdue	-	-	-	-	-	-	-	-	-
5/4	Purdue	-	-	-	-	-	-	-	-	-
5/5	Purdue	-	-	-	-	-	-	-	-	-
5/7	Cincinnati	-	-	-	-	-	-	-	-	-
5/10	Nebraska	-	-	-	-	-	-	-	-	-
5/11	Nebraska	-	-	-	-	-	-	-	-	-
5/12	Nebraska	-	-	-	-	-	-	-	-	-
5/14	Louisville	-	-	-	-	-	-	-	-	-
5/16	Michigan	-	-	-	-	-	-	-	-	-
5/17	Michigan	-	-	-	-	-	-	-	-	-
5/18	Michigan	-	-	-	-	-	-	-	-	-



Junior infielder **Brandon Burckel**

### 2024 PITCHING APPEARANCES

Player	GP/GS	IP	Strikeouts
Connor Foley	5/5	23.1	35
Brayden Risedorph	6/4	16.2	21
Ryan Kraft	6/0	12.0	10
Grant Holderfield	6/0	7.2	10
Ethan Phillips	7/6	17.0	18
Jack Moffitt	7/1	11.2	12
Evan Whiteaker	6/0	9.0	10
Drew Buhr	7/0	7.1	11
Ty Bothwell	5/0	22.2	23
Jacob Vogel	5/0	4.0	4
Ryan Rushing	3/0	4.2	4
Julian Tonghini	6/0	13.0	10
Seth Benes	3/2	3.0	2
Eli Shaw	2/0	2.0	3
Seti Manase	4/0	5.2	4
Aydan Decker-Petty	5/0	7.x1	6
Cooper Katskee	3/0	3.1	6
Jasen Oliver	1/0	0.1	0

### 2024 OFFENSIVE APPEARANCES

Player	GP/GS	Batting Avg.	Hits
Brock Tibbitts	21/21	.361	30
Devin Taylor	20/20	.398	33
Josh Pyne	21/21	.315	28
Carter Mathison	21/21	.256	20
Tyler Cerny	21/21	.352	32
Nick Mitchell	15/15	.333	19
Brandon Burckel	17/15	.091	3
Joey Brenzewski	15/10	.270	10
Andrew Wiggins	13/2	.250	3
Jake Stadler	15/12	.279	12
Jasen Oliver	9/5	.222	4
TJ Schuyler	3/0	-	-
AJ Shepard	3/3	.300	3
Hayden Carlson	8/1	.000	0
Morgan Colopy	17/14	.255	14
Cal Sefcik	11/4	.056	1
Sam Murrisson	4/0	.000	0
Austin Bode	7/4	.385	5



BULLPEN TRACKER

Below is a listing of decisions (win or loss), holds and saves/blown saves from the Indiana bullpen in 2024.

NOTE: A hold occurs when a relief pitcher enters the game in a save situation and maintains the team's lead, while recording at least one out. In order for a pitcher to be credited with a hold one of two conditions must be met: 1) He enters with a lead of three runs or less and maintains that lead while recording at least one out. 2) He enters the game with the tying run on-deck, at the plate or on the bases, and records an out.

Opponent	Result	Pitcher	Line
Coastal Carolina	Win (1)	Bothwell, Ty	5.0 IP, 4 H, 2 ER, 3 K
George Mason	Win (1)	Manase, Seti	2.1 IP, 1 H, 1 R, 2 K
	Save (1)	Tonghini, Julian	3.0 IP, 1 H, 2 K
Miami (Ohio)	Win (1)	Holderfield, Grant	1.0 IP, 1 H
	Hold (1)	Buhr, Drew	1.1 IP, 1 H, 2 K
Baylor	Win (1)	Tonghini, Julian	3.2 IP, 1 H, 2 K
	Save (1)	Holderfield, Grant	2.0 IP, 1 H, 4 K
Baylor	Save (1)	Bothwell, Ty	3.0 IP, 3 H, 1 R, 3 K
Baylor	Win (1)	Kraft, Ryan	2.2 IP, 5 H, 1 R, 2 K
Purdue Fort Wayne	Loss (1)	Katskee, Cooper	1.2 IP, 4 H, 3 R, 4 K
Dallas Baptist	Win (2)	Bothwell, Ty	4.2 IP, 6 H, 3 R, 2 ER, 5 K
Arizona	Loss (1)	Holderfield, Grant	1.1 IP, 3 H, 6 ER, 3 BB, 1 K
Northern Kentucky	Save (2)	Tonghini, Julian	3.1 IP, 1 H, 4 K
Troy	Win (1)	Moffitt, Jack	3.2 IP, 2 H, 1 R, 0 ER, 4 K
	Save (1)	Kraft, Ryan	3.0 IP, 1 H, 1 R, 3 K
Troy	Loss (1)	Buhr, Drew	1.2 IP, 3 H, 3 R, 2 ER, 3 K
Belmont	Win (2)	Phillips, Ethan	1.0 IP, 2 H, 1 R, 1 ER, 2 K
Indiana State	Loss (3)	Risedorph, Brayden	1.1 IP, 4 H, 6 R, 6 ER, 2 K

## THE LAST TIME AN INDIANA TEAM..

Won 15+ Consecutive Games	18 - March 10-April 6, 2013
Won 10+ Consecutive Games	12 - February 28-March 22, 2015
Won 10+ Consecutive Big Ten Games	10 - March 28-April 25, 2014
Won 5+ Consecutive Big Ten Games	6 - May 5-14, 2023
Lost 5+ Consecutive Games	5 - May 16-23, 2021
Lost 5+ Consecutive Big Ten Games	5 - May 16-23, 2021
Swept a Three-Game Series	Purdue; May 12-14, 2023
at Home	Purdue; May 12-14, 2023
on The Road	at Northwestern; May 5-7, 2023
Swept a Non-Conference Three-Game Series	at Baylor, February 23-25, 2024
at Home	Ohio; April 21-23, 2023
on The Road	at Baylor, February 23-25, 2024
Swept a Three-Game Big Ten Series	Purdue; May 12-14, 2023
at Home	Purdue; May 12-14, 2023
on The Road	at Northwestern; May 5-7, 2023
Was Swept in a Three-Game Series	Maryland; April 28-30, 2023
at Home	Maryland; April 28-30, 2023
on The Road	at Iowa; May 19-21, 2022
Was Swept in a Three-Game Non-Conference Series	at Troy; March 11-13, 2022
at Home	Minnesota; April 22-23, 2011
on The Road	at Troy; March 11-13, 2022
Was Swept in a Three-Game Big Ten Series	Maryland; April 28-30, 2023
at Home	Maryland; April 28-30, 2023
on The Road	at Iowa; May 19-21, 2022
Played An Extra-Inning Game	W, 5-2 (12 innings) - at Northwestern; May 6, 2023
Won An Extra-Inning Game	W, 5-2 (12 innings) - at Northwestern; May 6, 2023
Lost An Extra-Inning Game	L, 5-6 (11 innings) - vs. Maryland; May 26, 2022 #
Played Consecutive Extra-Inning Games	April 2 & 4, 2017; Nebraska (T, 1-1; 11 innings), Ball State (W, 3-2; 11 innings)
Played Three Consecutive Extra-Inning Games	March 15-17, 2011; vs. Jacksonville (W, 7-6; 10 innings), vs. UMass (W, 11-10; 11 innings), vs. Bucknell (L, 4-5; 10 innings)
Won Consecutive Games in Extra Innings	March 15-16, 2011; vs. Jacksonville (W, 7-6; 10 innings), vs. UMass (W, 11-10; 11 innings)
Won on a Walk-Off	W, 2-0 - Iowa; April 8, 2023 <i>Morgan Colopy two-run home run in the 10th inning</i>
Won Consecutive Games Via A Walk-Off	April 11 & 13, 2012; Indiana State (W, 8-7), Michigan State (W, 3-2) <i>Chris Sujka RBI bunt single in the ninth inning</i> <i>Michael Basil scored on wild pitch in ninth inning</i>

## THE LAST TIME AN INDIANA PITCHING STAFF...

Threw a No-Hitter	McCade Brown (5 IP); Braydon Tucker (4 IP); Illinois, April 10, 2021
Held Opponent To 1 Hit	Minnesota; May 15, 2022
Held Opponent To 2 Hits	Purdue Fort Wayne; March 8, 2022
Struck Out 20+ Batters	21 - Ball State; April 18, 2018
Struck Out 15+ Batters	15 - Belmont; March 16, 2024
Did Not Issue A Walk	Morehead State; March 15, 2023
Shut Out An Opponent	at Northwestern (4-0); May 5, 2023
at Home	Iowa (2-0); April 8, 2023
on The Road	at Northwestern (4-0); May 5, 2023
Neutral Site Game	vs. Washington (1-0); March 18, 2019
Postseason Game	vs. Texas Southern (6-0); June 2, 2018 %
Back-To-Back Shutouts	2014 (Western Kentucky [1-0], Michigan State [7-0])
Three Straight Shutouts	March 24-26, 1988 (at Butler [14-0], at Rose-Hulman [10-0], at Rose-Hulman [2-0])
Four Straight Shutouts	April 6-10, 1937 (Carleton [8-0], DePauw [7-0], Miami (Ohio) [10-0], Miami (Ohio) [7-0])
Shut Out A Big Ten Opponent	at Northwestern (4-0); May 5, 2023
at Home	Iowa (2-0); April 8, 2023
on The Road	at Northwestern (4-0); May 5, 2023
Neutral Site	vs. Michigan (5-0); May 22, 2014 #

## GOING YARD

Below is a listing of home runs for the 2024 season, including some exapneded data when available.

Game	Name	Inning	On Base	Distance
1	Cerny, Tyler	6	1	364 feet
1	Mathison, Carter	7	1	402 feet
2	Burckel, Brandon	8	0	350 feet
2	Shepard, AJ	9	1	398 feet
3	Shepard, AJ	3	1	385 feet
3	Colopy, Morgan	3	0	372 feet
3	Mathison, Carter	8	2	418 feet
4	Pyne, Josh	3	2	402 feet
5	Colopy, Morgan	3	1	410 feet
6	Taylor, Devin	3	0	403 feet
6	Colopy, Morgan	4	0	355 feet
7	Taylor, Devin	1	1	398 feet
7	Tibbitts, Brock	3	0	423 feet
7	Colopy, Morgan	7	3	357 feet
7	Taylor, Devin	8	0	411 feet
8	Mathison, Carter	8	2	423 feet
12	Wiggins, Andrew	3	1	-
12	Stadler, Jake	5	1	410 feet
13	Mitchell, Nick	1	0	406 feet
14	Mathison, Carter	3	1	348 feet
14	Taylor, Devin	7	1	335 feet
15	Mathison, Carter	4	1	418 feet
19	Cerny, Tyler	3	2	456 feet
19	Tibbitts, Brock	7	1	386 feet
20	Cerny, Tyler	7	1	350 feet

### THE LAST TIME AN INDIANA OFFENSE..

Scored 40+ Runs	45 - Butler; April 11, 1896
Scored 30+ Runs	30 - IU-Southeast; April 30, 1997
Scored 25+ Runs	26 - Purdue; May 12, 2023
Scored 20+ Runs	26 - Purdue; May 12, 2023
Scored 15+ Runs	15 - Belmont; March 17, 2024
Scored 10+ Runs In An Inning	11 (7th inning) - Indiana State; March 21, 2023
Scored 9+ Runs In An Inning	11 (7th inning) - Indiana State; March 21, 2023
Scored 8+ Runs In An Inning	8 (6th Inning) - Purdue; May 12, 2023
Had 30+ Hits	N/A
Had 25+ Hits	25 - Purdue; May 12, 2023
Had 20+ Hits	25 - Purdue; May 12, 2023
Had 20+ Hits in Back-to-Back Games	N/A
Had 9+ Home Runs	9 - at Maryland; March 30, 2019
Had 8+ Home Runs	8 - Purdue; May 12, 2023
Had 7+ Home Runs	8 - Purdue; May 12, 2023
Had 6+ Home Runs	8 - Purdue; May 12, 2023
Had 5+ Home Runs	8 - Purdue; May 12, 2023
Hit Back-To-Back Home Runs	3rd Inning, AJ Shepard (two-run)/Morgan Colopy (solo) - George Mason; Feb. 18, 2024
Hit Back-To-Back Home Runs	3rd Inning, Kyle Schwarber (two-run), Sam Travis (solo) and Scott Donley (solo) - at Iowa; May 3, 2009
Had 3+ Triples	3 - vs. Valparaiso; March 2, 2008
Had 9+ Doubles	9 - Kentucky; March 15, 2022
Had 8+ Doubles	9 - Kentucky; March 15, 2022
Had 7+ Doubles	7 - Miami (Ohio); February 20, 2024
Had 6+ Doubles	6 - Belmont; March 16, 2024
Had 15+ Walks	16 - Ball State; April 18, 2018
Had 10+ Walks	14 - Belmont; March 17, 2024
Had 10+ Stolen Bases	12 - Indiana State; April 18, 2006
Had 9+ Stolen Bases	9 - at North Florida; March 14, 2007
Had 8+ Stolen Bases	8 - Butler; February 28, 2023
Didn't Strikeout in a Game	Iowa; April 1, 2012
Had Two or Fewer Strikeouts	2 - Xavier-1; March 20, 2022
Was Shut Out	vs. Alabama (0-12); March 1, 2024
at Home	Penn State (0-3); April 5, 2019
on The Road	at Indiana State (0-4); April 4, 2023

### THE LAST TIME AN INDIANA DEFENSE HAD...

Turned 5+ Double Plays	6 - at Michigan State; May 17, 2008
Turned 4+ Double Plays	4 - vs. Texas A&M; June 3, 2018 %
Turned 3+ Double Plays	3 - at Illinois-2; April 15, 2023
Turned A Triple Play	vs. Radford; May 30, 2015 %
Had 5+ Errors	5 - vs. Nebraska; May 8, 2021
Had 4+ Errors	4 - vs. Belmont; March 17, 2024
Threw Out 4 Base Runners	4 - Northern Illinois; March 17, 2018
Threw Out 3 Base Runners	3 - at Texas; February 26, 2023

### THE LAST TIME AN INDIANA BATTER HAD..

Hit for the Cycle	Josh Phegley; Valparaiso, March 2, 2008
Walk-Off Hit	Morgan Colopy (2-run HR); Iowa, April 8, 2023
Walk-Off Home Run	Morgan Colopy (2-run HR); Iowa, April 8, 2023
8+ At-Bats	8 - Jeremy Houston; Ball State, April 18, 2018
5 Hits	5 - Phillip Glasser; Bellarmine, March 11, 2023
4+ Hits	4 - Josh Pyne; Troy, March 10, 2024
2+ Hits In An Inning	Carter Mathison (bottom seventh; single and single); Baylor, Feb. 25, 2024
6 Runs Scored	6 - Phillip Glasser; Purdue, May 12, 2023
5+ Runs Scored	6 - Phillip Glasser; Purdue, May 12, 2023
4+ Runs Scored	4 - Nick Mitchell; Belmont, March 17, 2024
3+ Doubles	3 - Phillip Glasser; Kentucky, March 15, 2022
2+ Triples	2 - Casey Rodriguez; College of Charleston, February 28, 2015
4 Home Runs	4 - Byron Bradley; Tri-State, March 5, 1992
3+ Home Runs	3 - Grant Richardson; Maryland, March 30, 2019
2+ Home Runs	2 - Devin Taylor; at Baylor, Feb. 25, 2024
Inside-The-Park Home Run	Matt Gorski; at Purdue, April 25, 2018
Pinch Hit Home Run	Andrew Wiggins (3rd inning, 2-run HR); Northern Kentucky, March 6, 2024
Leadoff Home Run (Top or bottom of 1st inning)	Nick Mitchell; Troy, March 9, 2024
2+ HR In An Inning	Hunter Jessee (bottom sixth; solo HR & 3-run HR); Purdue, May 12, 2023
Hit a Grand Slam	Devin Taylor; at Illinois-2, April 15, 2023
A Walk-Off Grand Slam	Logan Kaletha; vs. South Alabama, February 18, 2018
10+ RBIs	Never
9+ RBIs	9 - Mike Smith; Milwaukee, March 1, 1992
8+ RBIs	N/A
7+ RBIs	7 - Matt Ellis; at Missouri State, March 5, 2022
15+ Total Bases	15 - Josh Phegley; at Northwestern, March 24, 2017
10+ Total Bases	12 - Hunter Jessee; Purdue, May 12, 2023
5+ Walks	5 - Logan Sowers; Ball State, April 18, 2018
4+ Walks	4 - Nick Mitchell; Belmont, March 17, 2024
3+ Walks	4 - Nick Mitchell; Belmont, March 17, 2024
4+ Stolen Bases	4 - Micah Johnson; Evansville, March 27, 2011
3+ Stolen Bases	3 - Tyler Cerny; Butler, February 28, 2023

### THE LAST TIME AN INDIANA PITCHER HAD...

A Perfect Game	N/A
A No-Hitter	McCade Brown (5 IP), Braydon Tucker (4 IP); Illinois, April 10, 2021
A Complete Game No-Hitter	Mark Gramer (7 IP); Rose-Hulman, April 25, 1984
A Complete Game (9 Inn.)	Bradley Brehmer; vs. Illinois, May 27, 2022 #
A Complete-Game Shutout	Kyle Hart (9.0 IP); Georgia Southern, April 21, 2012
at Home	Kyle Hart (9.0 IP); Georgia Southern, April 21, 2012
on The Road	Tyler Tufts (7.0 IP); at Penn State, April 29, 2006
Neutral Site	Pauly Mito (9.0 IP); vs. Texas Southern, June 2, 2018 %
Big Ten Game	Tyler Tufts (7.0 IP); at Penn State, April 29, 2006
as a Freshman	Tyler Tufts (7.0 IP); at Penn State, April 29, 2006
Postseason Game	Pauly Mito (9.0 IP); vs. Texas Southern, June 2, 2018 %
16 Strikeouts	16 - McCade Brown; Penn State, March 13, 2021
15+ Strikeouts	16 - McCade Brown; Penn State, March 13, 2021
10+ Strikeouts	10 - Luke Sinnard; at Michigan State, May 18, 2023



Morgan Colopy hits a walk-off home run against Iowa in 2023.



## BART KAUFMAN FIELD

### Bart Kaufman Field Dedication: April 27, 2013

Capacity: 2,500

On August 19, 2011, the Indiana University Board of Trustees approved plans for a new baseball–softball complex. These new fields would be located just north of Assembly Hall, near the intersection of the 45/46 bypass and Fee Lane.

The new baseball field would replace Sembower Field, which had been the Hoosiers' home field since 1951. On February 15, 2012, Indiana University announced that the new baseball field would be named after Bart Kaufman, CEO of the Indianapolis-based Kaufman Financial Corporation, and an Indiana baseball alumnus. This announcement came after Kaufman pledged \$2.5 million to the construction of a new stadium.

Construction began on Bart Kaufman Field in May 2012, and was finished in March 2013; the stadium was formally dedicated on April 27 of that year. The Hoosiers' first game in the stadium was March 20, 2013, with a 15–1 win over Miami University.

On December 19, 2017, Indiana University Athletics announced plans to install an LED video scoreboard, beyond the outfield wall. The size of the new scoreboard is estimated to be 26.8 feet (8.16 m) high by 48.7 (14.84 m) feet wide.

Installation of the new scoreboard was completed prior to the start of the 2018 season, with it being utilized for the Hoosiers' home opener on March 6, 2018, against Cincinnati.

The facility has a clubhouse and locker room, training area and team rooms, indoor and outdoor hitting cages, turf field, press box, lights for night play, bench and stadium chair seating, entry plaza, picnic area, concessions and restrooms.

The stadium hosted an NCAA Regional in its first two years of existence; it marked the first two times the IU baseball program has played tournament games on campus. Bart Kaufman Field hosted its first Big Ten baseball tournament from May 24 to 28, 2017.

## RECORDS


### BART KAUFMAN FIELD ATTENDANCE RECORDS (all games)

Rank	Attendance	Opponent	Date
1.	4,312	Stanford\$	5/31/14
2.	4,125	Youngstown State\$	5/30/14
3.	3,862	Purdue	5/4/14
4.	3,661	Purdue	5/3/14
5.	3,524	Stanford\$	6/1/14
6.	3,328	Rutgers	4/11/14
7.	3,248	Minnesota	5/17/14
8.	3,214	Austin Peay\$	6/2/13
9.	3,193	Ohio State	5/15/15
10.	3,101	Morehead State	4/12/14
11.	3,077	Louisville	5/16/17
12.	3,045	Valparaiso	5/31/13
13.	3,003	Purdue	5/2/14
14.	2,969	Penn State	4/6/19
15.	2,961	Michigan State	4/19/14
16.	2,918	Illinois	5/13/16
17.	2,911	Cal State Fullerton	3/15/15
18.	2,882	Kentucky	5/8/18
19.	2,813	Rutgers	4/2/15
20.	2,783	Xavier	5/7/17

### BART KAUFMAN FIELD ATTENDANCE RECORDS (Big Ten only)

Rank	Attendance	Opponent	Date
1.	3,862	Purdue	5/4/14
2.	3,661	Purdue	5/3/14
3.	3,328	Rutgers	4/11/14
4.	3,248	Minnesota	5/17/14
5.	3,193	Ohio State	5/15/15
6.	3,003	Purdue	5/2/14
7.	2,969	Penn State	4/6/19
8.	2,961	Michigan State	4/19/14
9.	2,918	Illinois	5/13/16
10.	2,813	Rutgers	4/2/15

NOTE (\$): NCAA Regional



Phillip Glasser vs. top-10 Louisville in 2023



Carter Mathison celebrates a win over Minnesota in 2022.