



INDIANA BASEBALL

13 IG

129TH SEASON || 114 MLB DRAFT PICKS || 22 ALL-AMERICANS || 11 BIG TEN CHAMPIONSHIPS || 9 NCAA TOURNAMENT APPEARANCES

2023 Schedule & Results

February (4-4)

17	at --/22 Auburn	SEC Network+	L, 4-8
18	at --/22 Auburn	SEC Network+	L, 1-6
19	at --/22 Auburn	SEC Network+	W, 11-2
21	MIAMI (OHIO)	B1G+	W, 13-5
24	at Texas	Longhorn Network	L, 2-4
25	at Texas	Longhorn Network	L, 2-5
26	at Texas	Longhorn Network	W, 4-2
28	BUTLER	B1G+	W, 13-2

March (14-3)

LeClair Classic (Greenville, N.C.; Clark-LeClair Stadium)			
3	at 9/20 East Carolina	ESPN+	L, 4-17
4	vs. Georgetown	--	W, 4-3
5	vs. Long Beach State	--	L, 4-10
8	PURDUE FORT WAYNE	B1G+	W, 15-1
9	BELLARMINE	B1G+	W, 5-3
10	BELLARMINE	B1G+	W, 9-7
11	BELLARMINE	B1G+	W, 13-3
12	BELLARMINE	B1G+	W, 3-2
14	at Kentucky	SEC Network+	L, 2-12 (7)
15	MOREHEAD STATE	B1G+	W, 6-5 (10)
16	MOREHEAD STATE	B1G+	W, 23-5
17	MOREHEAD STATE	B1G+	W, 5-4
21	INDIANA STATE	B1G+	W, 15-5
25	OHIO STATE	B1G+	W, 14-6
26	OHIO STATE-1	B1G+	W, 9-6
26	OHIO STATE-2	B1G+	W, 7-5
28	KENT STATE	B1G+	W, 4-3

April (13-7)

1	at Penn State	B1G+	L, 2-7
2	at Penn State-1	B1G+	W, 4-1
	at Penn State-2	B1G+	W, 22-11
4	at Indiana State	ESPN+	L, 0-4
7	IOWA	B1G+	L, 1-7
8	IOWA	BTN	W, 2-0 (10)
9	IOWA	B1G+	W, 4-2
11	BALL STATE	B1G+	W, 16-13
14	at Illinois	BTN	L, 5-7
15	at Illinois-1	B1G+	W, 6-4
	at Illinois-2	BTN	W, 16-3
18	10/13 LOUISVILLE	ESPNU	W, 7-3
19	at Cincinnati	ESPN+	W, 11-9
21	OHIO	B1G+	W, 9-8
22	OHIO	B1G+	W, 17-2
23	OHIO	B1G+	W, 9-2
25	at Ball State	--	W, 9-8
28	MARYLAND	B1G+	L, 2-13
29	MARYLAND	B1G+	L, 2-16
30	MARYLAND	B1G+	L, 8-14

May (10-4)

5	at Northwestern	B1G+	W, 4-0
6	at Northwestern	B1G+	W, 5-2 (12)
7	at Northwestern	B1G+	W, 11-9
10	at Xavier	--	W, 8-6
12	PURDUE	B1G+	W, 26-11
13	PURDUE	B1G+	W, 15-3
14	PURDUE	B1G+	W, 10-2
16	EVANSVILLE	BTN	W, 6-2
18	at Michigan State	BTN	L, 6-8
19	at Michigan State	BTN	L, 6-7
20	at Michigan State	BTN	W, 6-5

Big Ten Tournament (Omaha, Neb.; Charles Schwab Field)

23	vs. Illinois	BTN	W, 4-3
25	vs. Iowa	BTN	L, 4-9
26	vs. Michigan	BTN	L, 6-13

June (0-0)

NCAA Lexington Regional (Lexington, Ky.; Kentucky Proud Park)

2	vs. --/16 West Virginia	ESPN+	7 p.m.
3	vs. Kentucky/Ball State	--	Noon/6 p.m.

All times eastern and subject to change

HOME GAMES IN BOLD CAPS | * - Big Ten Conference game

Rankings listed D1Baseball/Baseball America

Indiana

Record (B1G): 41-18 (16-8)
H/A/N: 26-4 / 13-11 / 2-3
Streak: Lost 2

Head Coach: Jeff Mercer
Record at IU (Yrs.): 140-97 (5th)
Career Record (Yrs): 217-135 (7th)

Batting Average: .299
Runs Per-Game: 7.8
Hits Per-Game: 10.4
Slugging Percentage: .480

ERA: 5.16
K's/BB Ratio: 2.21/1
Batting Average Against: .262

First Year of Baseball: 1895 (129th season)
Program Record: 2,436-1,890-24 (.563)

West Virginia

Record (Big 12): 39-18 (15-9)
H/A/N: 18-6 / 19-10 / 2-2
Streak: Lost 5

Head Coach: Randy Mazey
Record at WVU (Yrs.): 335-248 (11th)
Career Record (Yrs): 1521-408-2 (17th)

Batting Average: .295
Runs Per-Game: 7.8
Hits Per-Game: 10.1
Slugging Percentage: .494

ERA: 4.35
K's/BB Ratio: 2.23/1
Batting Average Against: .247

Gameday Information

NCAA Lexington Regional

Kentucky Proud Park (Lexington, Kentucky)

	Friday	Saturday	Sunday
Opponent:	West Virginia	Kentucky/Ball State	TBA
First Pitch:	7 p.m. ET	Noon or 6 p.m. ET	Noon or 6 p.m.
TV:	ESPN+	TBA	TBA
Internet Stream:	ESPN.com/Watch	ESPN.com/Watch	ESPN.com/Watch
Radio:	Indiana Hoosiers Sports Network	Indiana Hoosiers Sports Network	Indiana Hoosiers Sports Network
Audio Stream:	IUHoosiers.com/audio	IUHoosiers.com/audio	IUHoosiers.com/audio

Quick Hitter

- Indiana is 11-15 all-time in NCAA Regional Tournament play with at least one win in each of its last six appearances.
MORE ON PAGE 4
- The Hoosiers have a Big Ten-best seven NCAA Regional appearance since 2013. Maryland is second with six appearances, while Michigan and Nebraska each have five.
- Senior **Phillip Glasser** saw his 45-game reached base come to an end at Northwestern, which tied for the longest streak in program history since at least 2005.
- Glasser is among the top-50 active hitters in a bevy of categories, including No. 5 with 277 career hits.
MORE ON PAGE 10
- Senior **Peter Serruto** has caught 96 percent of Indiana's innings since April 1 (34 games) and hit .309 during Big Ten play following an injury to **Matthew Ellis**.
MORE ON PAGE 14
- Freshman **Devin Taylor** became the third Indiana rookie to earn All-B1G first team honors, as he also brought home the programs third Big Ten Freshman of the Year honor.
MORE ON PAGE 5

- Among relief pitchers nationally, sophomore **Ryan Kraft's** 54 1/3 innings of relief work is among the most in the country, sitting No. 9 nationally.
MORE ON PAGE 13
- Freshman **Devin Taylor** carried a 32-game reached base streak that spanned Feb. 25-April 28, which is the longest streak for an IU freshman since at least 2005.
MORE ON PAGE 11
- Sophomore **Josh Pyne** was named NCBWA National Player of the Week and B1G Player of the Week after a 10-hit, 14-RBI week versus Xavier and Purdue.
MORE ON PAGE 10
- Sophomore **Luke Sinnard** is one of two Big Ten pitcher with three-or-more double-digit strikeout games in 2023, which includes a B1G-best-tying 13 versus Morehead State.
MORE ON PAGE 10
- Head coach **Jeff Mercer** became the eighth IU skipper to reach 100 victories in the cream and crimson with a series finale win at Auburn on February 19, 2023. He then won his 200th career game as a head coach at Illinois on April 15.
FULL BIO ON PAGE 3

What's Inside

P2	Roster & Quick Facts	P8-9	Team Notes	P15	Bullpen Tracker
P3	Head coach Jeff Mercer	P8	Inside the Series/Pitching Rotation	P16-17	The Last Time...
P4-5	NCAA Tournament Update	P9	National Rankings	16	Going Yard
P4	All-Time Results/Records	P10-14	Positional Notes	17	Exit Velocity
P6	Big Ten Update/Hitting Streaks	10	Infield	P18-24	Statistics
	Career Situational Statistics	11	Outfield	P25-36	Player Bio Pages
P7	Indiana When.../How It Was Won	12	On the Bump: Right-Handers	P37	Media Roster
		13	On the Bump: Left-Handers		
		14	Catcher		



2021 Roster

Numerical

#	Name	Pos.	B/T	Ht.	Wt.	Cl.	Hometown/High School (Previous School)
1	Phillip Glasser	IF	L/R	6-0	195	Sr.+	Tallmadge, Ohio/Tallmadge (Youngstown State)
2	Luke Hayden	RHP	R/R	6-1	200	So.	Bloomington, Ind./Edgewood
3	Carter Mathison	OF	L/L	6-1	210	So.	Fort Wayne, Ind./Homestead Senior
4	Hunter Jessee	OF	L/L	6-0	195	Sr.	South Lebanon, Ohio/Kings
5	Devin Taylor	OF	L/R	6-1	210	Fr.	Cincinnati, Ohio/LaSalle
6	Peter Serruto	C	R/R	6-1	205	Sr.+	Short Hills, N.J./Millburn (Rutgers)
7	Ethan Vecrumba	OF	L/R	6-4	225	Sr.	Bloomington, Ind./Edgewood
8	Tyler Cerny	IF	R/R	6-2	185	Fr.	Greenwood, Ind./Center Grove
9	Brock Tibbitts	C	R/R	6-4	220	So.	New Albany, Ohio/New Albany
10	Morgan Colopy	OF	R/R	6-1	230	R-Jr.	Centerville, Ohio/Centerville
11	Jorge De Goti	IF	R/R	6-1	185	So.	Miami, Fla./Belen Jesuit Prep (Florida)
12	Craig Yoho	RHP	R/R	6-3	225	R-Sr.	Fishers, Ind./Fishers (Houston)
14	Connor Foley	RHP	R/R	6-5	235	Fr.	Jasper, Ind./Jasper
15	Austin Bode	C	L/R	6-0	200	So.	Columbus, Ind./Columbus North (Louisville)
16	Bobby Whalen	OF	R/R	6-0	185	R-Jr.	Camp Hill, Pa./Cedar Cliff (Louisville)
18	Grant Holderfield	LHP	L/L	6-2	215	So.	Oak Park, Ill./Oak Park & River Forest
19	Evan Goforth	IF	R/R	6-2	195	So.	Greenville, Ind./Floyd Central
23	Joey Brenczewski	IF	S/R	6-3	195	Fr.	Fishers, Ind./Fishers
27	Brooks Ey	RHP	R/R	6-2	215	Jr.	Philadelphia, Pa./Central (Fordham)
28	Sam Murrison	OF	R/R	5-11	175	Jr.	Boca Raton, Fla./American Heritage
29	Ryan Kraft	LHP	L/L	6-4	220	So.	Mokena, Ill./Lincoln-Way Central
30	Seti Manase	RHP	R/R	6-4	250	Jr.	Puyallup, Washington/Graham Kapowsin (Tacoma C.C.)
31	Evan Whiteaker	RHP	R/R	6-4	195	Fr.	West Chester, Ohio/Lakota East
32	Josh Pyne	IF	R/R	6-1	190	So.	Bloomfield, Ind./Linton-Stockton
33	AJ Shepard	C	R/R	6-0	215	Fr.	Manassas, Va./Patriot
34	Gabe Levy	RHP	L/R	6-0	200	Gr.+	Seattle, Wash./Ingraham (Davidson)
35	Matthew Ellis	C	L/R	6-4	245	R-Sr.	Waddy, Ky./Shelby County (Walters State C.C.)
36	Riley Langerman	C	R/R	6-1	180	Sr.+	Parker, Colo./Chaparral (Maryland)
37	Luke Sinnard	RHP	R/R	6-8	250	So.	Hendersonville, Tenn./Beech (Western Kentucky)
38	Cooper Katskee	RHP	R/R	6-4	220	Fr.	Greenwood Village, Colo./Cherry Creek
39	Nathan Ball	LHP	L/L	6-3	205	Sr.	Perrysburg, Ohio/Perrysburg (Youngstown State)
40	Ethan Phillips	RHP	S/R	6-0	190	Fr.	Dunedin, Fla./Calvary Christian
41	Ty Bothwell	LHP	L/L	5-10	195	R-Sr.	Hebron, Ind./Boone Grove
42	Ben Seiler	LHP	R/L	6-6	250	Sr.+	Albany, N.Y./The Albany Academy (Siena)
43	Adrian Vega	RHP	R/R	6-0	205	So.	Miramar, Fla./ Archbishop McCarthy (Butler)
44	Cooper Hellman	RHP	R/R	6-4	185	So	Goshen, Ky./North Oldham (Western Kentucky)
45	Aydan Decker-Petty	RHP	R/R	6-5	195	Fr.	New Castle, Ind./New Castle
51	Brayden Risedorph	RHP	R/R	6-3	220	Fr.	Kendallville, Ind./East Noble
55	Wes Burton	RHP	R/R	6-8	215	Gr.	Santa Monica, Calif./Windward School (Ole Miss)

22	Jeff Mercer - Head Coach (Fifth Season at Indiana, Seventh Overall; Wright State, 2009)
24	Derek Simmons - Assistant Coach/Recruiting Coordinator (Fourth Season; Georgia State, 2009)
25	Dustin Glant - Assistant Coach (Second Season; Purdue, 2003)
13	Zach Weatherford - Volunteer Assistant Coach (Second Season; Wright State, 2019)

NOTE: IU Athletics advanced players eligibility forward as normal in 2020-21. Any extra seasons of eligibility awarded due to COVID-19 will be recognized following a player's regular senior season. A "+" will be added to indicate the extra season.

Alphabetical

#	Name	Pos.	B/T	Ht.	Wt.	Cl.
39	Ball, Nathan	LHP	L/L	6-3	205	Sr.
15	Bode, Austin	C	L/R	6-0	200	So.
41	Bothwell, Ty	LHP	L/L	5-10	195	R-Sr.
23	Brenczewski, Joey	IF	S/R	6-3	195	Fr.
55	Burton, Wes	RHP	R/R	6-8	215	Gr.
8	Cerny, Tyler	IF	R/R	6-2	185	Fr.
10	Colopy, Morgan	OF	R/R	6-1	230	R-Jr.
11	De Goti, Jorge	IF	R/R	6-1	185	So.
45	Decker-Petty, Aydan	RHP	R/R	6-5	195	Fr.
35	Ellis, Matthew	C	L/R	6-4	245	R-Sr.
27	Ey, Brooks	RHP	R/R	6-2	215	Jr.
14	Foley, Connor	RHP	R/R	6-5	235	Fr.
25	Glant, Dustin	Assistant Coach				
1	Glasser, Phillip	IF	L/R	6-0	195	Sr.+
19	Goforth, Evan	IF	R/R	6-2	195	So.
2	Hayden, Luke	RHP	R/R	6-1	200	So.
44	Hellman, Cooper	RHP	R/R	6-4	185	So
18	Holderfield, Grant	LHP	L/L	6-2	215	So.
4	Jessee, Hunter	OF	L/L	6-0	195	Sr.
38	Katskee, Cooper	RHP	R/R	6-4	220	Fr.
29	Kraft, Ryan	LHP	L/L	6-4	220	So.
36	Langerman, Riley	C	R/R	6-1	180	Sr.+
34	Levy, Gabe	RHP	L/R	6-0	200	Gr.+
30	Manase, Seti	RHP	R/R	6-4	250	Jr.
3	Mathison, Carter	OF	L/L	6-1	210	So.
22	Mercer, Jeff	Head Coach				
28	Murrison, Sam	OF	R/R	5-11	175	Jr.
40	Phillips, Ethan	RHP	S/R	6-0	190	Fr.
32	Pyne, Josh	IF	R/R	6-1	190	So.
51	Risedorph, Brayden	RHP	R/R	6-3	220	Fr.
42	Seiler, Ben	LHP	R/L	6-6	250	Sr.+
6	Serruto, Peter	C	R/R	6-1	205	Sr.+
33	Shepard, AJ	C	R/R	6-0	215	Fr.
24	Simmons, Derek	Assistant Coach				
37	Sinnard, Luke	RHP	R/R	6-8	250	So.
5	Taylor, Devin	OF	L/R	6-1	210	Fr.
9	Tibbitts, Brock	C	R/R	6-4	220	So.
7	Vecrumba, Ethan	OF	L/R	6-4	225	Sr.
43	Vega, Adrian	RHP	R/R	6-0	205	So.
13	Weatherford, Zach	Assistant Coach				
16	Whalen, Bobby	OF	R/R	6-0	185	R-Jr.
31	Whiteaker, Evan	RHP	R/R	6-4	195	Fr.
12	Yoho, Craig	RHP	R/R	6-3	225	R-Sr.

Pronunciation Guide

Joey Brenczewski	Brin-CHESS-key
Tyler Cerny	Sir-knee
Morgan Colopy	coll-uh-P
Jorge De Goti	hor-hey duh GOAT-ee
Brooks Ey	eye
Seti Manase	set-ee Muh-nahh-say
Carter Mathison	math-uh-sun
Josh Pyne	pine
Brayden Risedorph	rise-dorf
Ben Seiler	S-eye-lur
Peter Serruto	suh-rue-toe
Luke Sinnard	Sinn-nard
Ethan Vecrumba	vuh-crum-buh
Adrian Vega	Vay-guh
Bobby Whalen	way-lin
Evan Whiteaker	white-ache-er
Craig Yoho	yo-hoh
Dunedin, Fla.	duh-knee-din

Program Quick Facts

School Information	
Location	Bloomington, Indiana
Population	85,071
Founded	1820
Enrollment	48,514
Nickname	Hoosiers
Colors	Cream and Crimson
Conference	Big Ten
University President	Pamela Whitten
Athletics Director	Scott Dolson
Faculty Athletics Representative	Dr. Kurt Zorn

Bart Kaufman Field	
Opened	March 20, 2013
	<i>Miami (Ohio); W, 15-1</i>
Record	189-61-1 (.755)
Capacity	4,000
Dimensions	330-370-400-380-340
Attendance Record	4,312
	<i>Stanford; 5/31/14 (NCAA Super Regional)</i>
Regular Season Attendance Record	3,862
	<i>Purdue; 5/4/14</i>

2022 Team Information	
Overall Record	27-32
	<i>Home/Road/Neutral Site</i> 15-9/8-19/4-4
Big Ten Record (Finish)	10-14 (7-8th)
Position Starters Returning/Lost (25-plus starts)	7/1
Pitchers Returning/Lost (10-plus appearances)	4/6
Letterwinners Returning/Lost	16/16
Newcomers	23 (11 freshmen, 12 transfers)
Program Information	
First Year of Baseball	1895 (129th season)
First Year in Big Ten	1899
All-Time Record (Win %)	2,436-1,890-24 (.563)
All-Time Big Ten Record (Win %)	859-1,020-8 (.457)
	<i>Big Ten Championships (Last)</i> 7 (2019)
Big Ten Tournaments (Last)	18 (2023)
	<i>Big Ten Tournament Record (Win %)</i> 31-30 (.508)
	<i>Big Ten Tournament Championships (Last)</i> 4 (2014)
NCAA Tournaments (Last)	10 (2023)
NCAA Super Regionals (Last)	1 (2013)
College World Series (Last)	1 (2013)

22 | Jeff Mercer



Entering his fifth season at the helm of the Indiana baseball program, head coach Jeff Mercer continues to build the program through high school talent and deliberate evaluation of the transfer portal. The player development within the program has also shown in his first four seasons with a Big Ten-best 19 student-athletes drafted over that span.

Mercer start this his IU coaching career has seen him join IU coaching legend Everett Dean as the only IU coaches to win a Big Ten title in their first year as a head coach, a trip to the NCAA Louisville Regional, a season cut short due to a global pandemic and the first-ever conference-only slate in Big Ten history.

Mercer brought a winning background to Indiana. In his time as a head coach (2017-18) and an assistant coach (2014-16) at Wright State, he was a part of three Horizon League regular season and conference tournament titles, three NCAA appearances, and a combined record of 199-92 (.684). The Raiders won four NCAA tournament games over that span, having reached the regional finals twice.

Indiana Era (2019-present)

In 2022, the freshman trio of Carter Mathison, Josh Pyne and Brock Tibbitts each earned Freshman All-America honors, while the trio was joined by Evan Goforth on the Big Ten All-Freshman Team. The freshman home run record was topped by Mathison at 19 home runs, which raced past Alex Dickerson's mark (14) from 2009. That total ranked No. 3 among Division I freshmen and his 58 RBIs were No. 8 among rookies nationally.

Catcher Matthew Ellis – a junior college transfer – was among the veterans to impact the 2022 season with his 18 home runs ranking No. 2 on the team. Ellis was a third-team All-Big Ten selection at seasons end. Starting pitcher Jack Perkins made the most of his one year in Bloomington with 15 starts and 91 strikeouts, before the Oakland Athletics made him the organization's fifth-round pick in the 2022 Major League Baseball Draft.

Bradley Brehmer and Reese Sharp also hear their names called in the draft, both by the Baltimore Orioles. Brehmer was the 12th round selection and Sharp was the taken in the 20th round of the event.

The conference-only slate of 2021 produced just the second 20-plus win Big Ten effort in program history (2014) and a school-record 26 wins against B1G opponents. Twice during the season, the Hoosiers won eight of nine games, including eight straight games after dropping the season opener. Grant Richardson was a first-team All-Big Ten pick, while Gabe Bierman (second team), McCade Brown (second team) and Cole Barr (third team) also earned all-conference honors.

In the Major League Baseball Draft, the Hoosiers saw its three weekend starting pitchers, closer and top two RBI producers selected. With four picks in the first 10 rounds, the 2021 edition marked the second time in program history that four Hoosiers were taken in the top 10 rounds (2009).

In the shortened 2020 season, Mercer led the Hoosiers to a 9-6 record overall. Indiana recorded three road victories over ranked teams, beating No. 11 LSU, No. 30 South Alabama, and No. 17 East Carolina. IU also defeated in-state rival Purdue, 17-2, in seven innings.

Individually, Richardson posted a .424 batting average with three doubles, two triples, five home runs, 17 RBI and 21 runs scored over 15 games. The sophomore led the Big Ten in runs scored, home runs, slugging percentage, and total bases. He finished among the top 20 nationally in runs per game (No. 5), total bases (No. 11), slugging percentage (No. 12) and RBIs (No. 19).

In his first season as head coach, Mercer led the Hoosiers to the 2019 Big Ten regular season title and earned Big Ten Coach of the Year. The conference title was the seventh in program history for IU and the first since 1914.

The Bargersville, Indiana, native became the first Big Ten head coach since 1982 (John Anderson, Minnesota) to win a regular season conference title in their first season as the skipper. He became just the second coach in IU history – any sport, men's or women's – to win an outright Big Ten championship in his or her first year. Everett Dean (1924-25) did it in baseball in his first year at the helm.

Indiana earned the No. 2 seed in the NCAA Louisville Regional and finished the season with an overall record of 37-23 and a Big Ten mark of 17-7. A school-record 10 Hoosiers were selected in the 2019 MLB Draft, led by outfield Matt Gorski. The highest drafted Hoosier since Kyle Schwarber (No. 4 overall) in 2014, Gorski was picked in the second round (57th overall) by the Pittsburgh Pirates.

IUHoosiers.com

Pitcher Andrew Saalfrank was named the Big Ten Pitcher of the Year and earned a spot on the All-Big Ten first team along with utility player Matt Lloyd. Scotty Bradley, Cole Barr and Gorski each made the second team. Elijah Dunham rounded out the all-conference honors with a third-team selection.

Wright State Era (2014-18)

The first former student-athlete to be named head coach of the baseball program, Mercer led Wright State for two seasons and amassed 77 victories. In his two seasons at the helm, WSU won nearly 70 percent of its games and averaged 38.5 wins per season. The 2018 Horizon League Coach of the Year, the Raiders won the regular season and conference tournament title in the 2018 to earn a spot in the NCAA Stanford Regional. In 2017, Mercer's squad earned the programs first-ever national ranking.

The 2018 Horizon League champions, Wright State won eight of its last 10 games and 15 of its last 19 to close the season. The Raiders grabbed the tournament title with three-straight wins and outscored opponents 32-11 during the run. With a 39-17 overall record and a 22-6 league mark, WSU ranked No. 8 in the country in scoring (7.8 rpg) and stolen bases (110) and was No. 21 in on-base percentage (.394). The Raiders' .979 fielding percentage was No. 10 nationally.

Wright State was led by Horizon League Player of the Year Gabe Snyder, who paced the conference in home runs (15) and RBI (73), and was second in batting average (.359), missing the league's Triple Crown by one batting average point. Snyder was one of 11 Raiders who earned all-league honors, including five first team honorees (Snyder, Matt Morrow, Chase Slone, Peyton Burdick and Ryan Weiss), four second teamers (Seth Gray, JD Orr, Zane Harris and Derek Hendrixson) and two named to the freshman team (Harris and Quincy Hamilton).

Wright State saw three players drafted in the 2018 MLB Draft, each taken in the first 21 rounds, led by Weiss in the fourth round by the Arizona Diamondbacks (129th overall). Caleb Sampen (20th round) was picked by the Los Angeles Dodgers and Snyder (21st round) went to the Minnesota Twins.

Known for his strength as a recruiter, Mercer and his staff helped Wright State compiled its first-ever top 100 ranked recruiting class. The 2018 signing class was ranked 87th nationally.

WSU received its first-ever top 25 ranking in 2017 and finished the year at 38-21 and 21-9 in league action. Mercer's aggressiveness in the run game resulted in Wright State ranking No. 2 nationally with 130 stolen bases.

Weiss was selected as the 2017 Horizon League Freshman of the Year and first-team all-league along with Morrow. Pitcher Danny Sexton was named a second-team All-Horizon League along with Hendrixson and Gray. Both Weiss earned Freshman All-American and second-team ABCA All-Midwest selection.

Mercer, who was a two-time All-Horizon League honoree in 2008 and 2009, returned to the Raiders as an assistant coach in 2013 and promptly helped WSU set a then-school record for wins (43) in 2015. The Raiders followed that up with a program-record 46 victories.

He assisted then-head coach Greg Lovelady, who is now the head coach at UCF, and coached six players that were taken in the MLB Draft, including five in 2016. During Mercer's three years as an assistant, the Raiders had 30 All-Horizon League honorees, two Horizon League regular season and tournament titles and two NCAA appearances.

The program's recruiting coordinator, Mercer brought in a wealth of talent to one of the premier mid-major programs in the country. He also excelled in his role as hitting coach, with 47 home runs in 2016, its most in a season since 2009

Early Coaching Career (2010-13)

Prior to the return to his alma mater, Mercer spent two seasons as a volunteer assistant coach at Western Kentucky University (2012-13). While with the Hilltoppers, he worked with pitchers and outfielders, and was also instrumental in the development and organization of the program's camps.

His first Division I experience came at the University of Michigan as the volunteer assistant coach in 2011. During his time with the Wolverines, he worked with the catchers and outfielders.

Before his arrival in Ann Arbor, Mercer spent the 2010 season as the graduate assistant coach at Ohio Northern University where he was in charge of the infielders and hitters and was the recruiting coordinator.

Fifth Season at Indiana
Seventh Season as a Head Coach
Wright State, 2009



Personal

Hometown: Bargersville, Indiana
Wife: Stephanie
Children: Grace & Grady
College: Wright State, 2009

Coaching Career

2019-	Indiana Head Coach
2017-18	Wright State Head Coach
2014-16	Wright State Assistant Coach
2012-13	Western Kentucky Volunteer Assistant Coach
2011	Michigan Volunteer Assistant Coach
2010	Ohio Northern Graduate Assistant Coach

Mercer's Year-by-Year

As a Head Coach		* - NCAA postseason canceled	
School	Record	Postseason	
2023	Indiana 41-18	--	
2022	Indiana 27-32	--	
2021	Indiana 26-18	--	
2020*	Indiana 9-6	--	
2019	Indiana 37-23	Big Ten Champions NCAA Regional	
2018	Wright State 39-17	NCAA Regional	
2017	Wright State 38-21	--	
IU	5th Season	140-97	1 NCAA Regional
Totals	7th Season	217-135	2 NCAA Regionals
As an Assistant Coach			
2016	Wright State 46-17	NCAA Regional	
2015	Wright State 43-17	NCAA Regional	
2014	Wright State 35-22	NCAA Regional	
2013	Western Kentucky 28-29	--	
2012	Western Kentucky 25-33	--	
2011	Michigan 17-37	--	
2010	Ohio Northern 26-12	--	
Totals	7 Seasons	220-167	3 NCAA Regionals





All-Time Results

Date	Opponent	Score	Site
6/10/1949	R at Western Michigan	L, 3-8	Kalamazoo, Mich.
5/23/1996	R at Wichita State	L, 0-4	Wichita, Kansas
5/24/1996	R vs. Delaware	W, 10-8	Wichita, Kansas
5/24/1996	R vs. Rice	L, 8-11	Wichita, Kansas
5/29/2009	R at Louisville	L, 2-8	Louisville, Ky.
5/30/2009	R vs. Vanderbilt	L, 0-10	Louisville, Ky.
5/31/2013	R Valparaiso	W, 5-4	Bloomington, Ind.
6/1/2013	R Austin Peay	W, 15-6	Bloomington, Ind.
6/2/2013	R Austin Peay	W, 6-1	Bloomington, Ind.
6/8/2013	SR at Florida State	W, 10-9	Tallahassee, Fla.
6/9/2013	SR at Florida State	W, 11-6	Tallahassee, Fla.
6/15/2013	CWS vs. Louisville	W, 2-0	Omaha, Neb.
6/17/2013	CWS vs. Mississippi State	L, 4-5	Omaha, Neb.
6/19/2013	CWS vs. Oregon State	L, 0-1	Omaha, Neb.
5/30/2014	R Youngstown State	W, 10-2	Bloomington, Ind.
5/31/2014	R Stanford	W, 4-2	Bloomington, Ind.
6/1/2014	R Stanford	L, 7-10	Bloomington, Ind.
6/2/2014	R Stanford	L, 4-5	Bloomington, Ind.
5/29/2015	R vs. Radford	W, 7-1	Nashville, Tenn.
5/30/2015	R at Vanderbilt	L, 4-6	Nashville, Tenn.
5/31/2015	R vs. Radford	L, 3-5	Nashville, Tenn.
6/2/2017	R vs. NC State	L, 6-7 (12)	Lexington, Ky.
6/3/2017	R vs. Ohio	W, 11-2	Lexington, Ky.
6/4/2017	R at Kentucky	L, 9-14	Lexington, Ky.
6/1/2018	R vs. Texas A&M	L, 3-10	Austin, Texas
6/2/2018	R vs. Texas Southern	W, 6-0	Austin, Texas
6/3/2018	R vs. Texas A&M	W, 9-7	Austin, Texas
6/3/2018	R at Texas	L, 2-3	Austin, Texas
5/31/2019	R vs. Illinois State	L, 7-8	Louisville, Ky.
6/1/2019	R vs. UIC	W, 9-5	Louisville, Ky.
6/2/2019	R at Louisville	L, 7-9	Louisville, Ky.

By Round (Appearances)

Regional (9)	11-15	1949, 1996, 2009, 2013 2014, 2015, 2017, 2018, 2019
Super Regional (1)	2-0	2013
College World Series (1)	1-2	2013

NCAA Tournament Records - Pitching

Individual

Innings Pitched

1.	9	Milto, Pauly	vs. Texas Southern	June 2, 2018
	9	Stiever, Jonathan	vs. Ohio	June 3, 2017
	9	Slegers, Aaron	vs. Oregon State	June 19, 2013
	9	DeNato, Joey	vs. Louisville	June 15, 2013
5.	8	Ferrell, Dan	at Wichita State	May 25, 1996
6.	7 1/3	DeNato, Joey	Stanford	May 31, 2014
	7 1/3	Partenheimer, Brian	vs. Delaware	May 26, 1996
8.	7	Hart, Kyle	vs. Radford	May 29, 2015
	7	Arnett, Eric	at Louisville	May 29, 2009
10.	6	Milto, Pauly	NC State	June 2, 2017
	6	DeNato, Joey	Austin Peay	June 1, 2013

Hits Allowed

1.	14	Milto, Pauly	vs. Illinois State	May 31, 2019
2.	10	Beauchamp, Cam	vs. Texas A&M	June 3, 2018
	10	Partenheimer, Brian	vs. Delaware	May 26, 1996
4.	9	Slegers, Aaron	at Florida State	June 9, 2013
5.	8	Bashore, Matt	vs. Vanderbilt	May 30, 2009
	8	Ferrell, Dan	at Wichita State	May 25, 1996
7.	7	Seven Times		
Last:		Saalfrank, Andrew	vs. UIC	June 1, 2019

Runs Allowed

1.	8	Bashore, Matt	vs. Vanderbilt	May 30, 2009
2.	7	Milto, Pauly	vs. Illinois State	May 31, 2019
	7	Stiever, Jonathan	vs. Texas A&M	June 1, 2018
4.	6	Gordon, Tanner	at Louisville	June 2, 2019
	6	Partenheimer, Brian	vs. Delaware	May 26, 1996
	6	Colnitis, Don	at Western Michigan	June 10, 1949
7.	5	Five Times		
Last:		Beauchamp, Cam	vs. Texas A&M	June 3, 2018

Earned Runs Allowed

1.	7	Milto, Pauly	vs. Illinois State	May 31, 2019
	7	Stiever, Jonathan	vs. Texas A&M	June 1, 2018
	7	Bashore, Matt	vs. Vanderbilt	May 30, 2009
4.	5	Gordon, Tanner	at Louisville	June 2, 2019
	5	Beauchamp, Cam	vs. Texas A&M	June 3, 2018
6.	4	Eight Times		
Last:		Stephenson, Luke	at Kentucky	June 4, 2017

Walks

1.	4	Joey DeNato	at Florida State	June 8, 2013
	4	Coursen-Carr, Will	Austin Peay	June 2, 2013
	4	Arnett, Eric	at Louisville	May 29, 2009
4.	3	Seven Times		
Last:		Saalfrank, Andrew	vs. UIC	June 1, 2019

Strikeouts

1.	10	Milto, Pauly	vs. Texas Southern	June 2, 2018
2.	9	Milto, Pauly	NC State	June 2, 2017
	9	DeNato, Joey	Austin Peay	June 1, 2013
4.	8	Saalfrank, Andrew	at Texas	June 3, 2018
	8	DeNato, Joey	vs. Louisville	June 15, 2013
	8	Ferrell, Dan	at Wichita State	May 25, 1996
7.	7	Bashore, Matt	vs. Vanderbilt	May 30, 2009
8.	6	Hart, Kyle	vs. Radford	May 29, 2015
	6	Arnett, Eric	at Louisville	May 29, 2009
10.	5	Slegers, Aaron	vs. Oregon State	June 19, 2013

Wins

1.	3	DeNato, Joey	Austin Peay	June 1, 2013
			vs. Louisville	June 15, 2013
			Stanford	May 31, 2014
2.	2	Coursen-Carr, Will	Austin Peay	June 2, 2013
			at Florida State	June 9, 2013
3.	1	Bierman, Gabe	vs. UIC	June 1, 2019
	1	Herrin, Tim	vs. Texas A&M	June 3, 2018
	1	Milto, Pauly	vs. Texas Southern	June 2, 2018
	1	Stiever, Jonathan	vs. Ohio	June 3, 2017
	1	Hart, Kyle	vs. Radford	May 29, 2015
	1	Effross, Scott	Youngstown State	May 30, 2014
	1	Korte, Brian	at Florida State	June 8, 2013
	1	Halstead, Ryan	Valparaiso	May 31, 2013
	1	Partenheimer, Brian	vs. Delaware	May 26, 1996

Saves

1.	1	Sommer, Tommy	vs. UIC	June 1, 2019
	1	Lloyd, Mayy	vs. Texas A&M	June 3, 2018
	1	Kelzer, Jake	Stanford	May 31, 2014
	1	Coursen-Carr, Will	at Florida State	June 8, 2013
	1	Halstead, Ryan	Austin Peay	June 2, 2013
	1	Zaleski, Kevin	vs. Delaware	May 26, 1996

Team

Innings Pitched

1.	12	NC State	June 2, 2017
2.	9	26 Times	
Last:		vs. UIC	June 1, 2019

Hits Allowed

1.	18	vs. Illinois State	May 31, 2019
	18	at Kentucky	June 4, 2017
3.	17	vs. Texas A&M	June 3, 2018
4.	14	vs. Texas A&M	June 1, 2018
	14	Stanford	June 1, 2014
	14	vs. Rice	May 25, 1996

Runs Allowed

1.	14	vs. Kentucky	June 4, 2017
2.	11	vs. Rice	May 25, 1996
3.	10	vs. Texas A&M	June 1, 2018
	10	Stanford	June 1, 2014
	10	vs. Vanderbilt	May 30, 2009

Earned Runs Allowed

1.	14	at Kentucky	June 4, 2017
2.	10	vs. Texas A&M	June 1, 2018
	10	vs. Rice	May 25, 1996
4.	9	Stanford	June 1, 2014
	9	vs. Vanderbilt	May 30, 2009

Strikeouts

1.	13	vs. NC State	June 2, 2017
	13	Austin Peay	June 1, 2013
3.	11	at Texas	June 3, 2018
4.	10	vs. Texas Southern	June 2, 2018
	10	vs. Radford	May 31, 2015
	10	at Vanderbilt	May 30, 2015

Walks

1.	8	vs. UIC	June 1, 2019
	8	at Florida State	June 8, 2013
3.	6	at Florida State	June 9, 2013
	6	at Louisville	May 29, 2009
5.	5	at Kentucky	June 4, 2017
	5	Austin Peay	June 2, 2013

Hit Batters

1.	4	vs. Radford	May 31, 2015
2.	3	vs. UIC	June 1, 2019
	3	at Florida State	June 9, 2013
	3	at Florida State	June 8, 2013
	3	vs. Vanderbilt	May 30, 2009
	3	at Louisville	May 29, 2009

Doubles Allowed

1.	8	vs. Texas A&M	June 3, 2018
2.	5	vs. Vanderbilt	May 30, 2009
3.	4	Stanford	May 31, 2014
	4	vs. Rice	May 25, 1996
5.	3	Five Times	
Last:		vs. Illinois State	May 31, 2019

Triples Allowed

1.	2	vs. Texas A&M	June 1, 2018
2.	1	Eight Times	
Last:		at Louisville	June 2, 2019

Home Runs Allowed

1.	3	at Kentucky	June 4, 2017
	3	Stanford	June 1, 2014
3.	2	vs. NC State	June 2, 2017
	2	Stanford	June 2, 2014
	2	vs. Rice	May 25, 1996

Errors

1.	5	at Western Michigan	June 10, 1949
2.	4	at Wichita State	May 23, 1996
3.	3	at Florida State	June 8, 2013
	3	at Louisville	May 29, 2009
5.	2	Seven Times	
Last:		vs. NC State	June 2, 2017

Double Plays Turned

1.	4	vs. Texas A&M	June 3, 2018
2.	3	Austin Peay	June 2, 2013
	3	vs. Texas A&M	June 1, 2018
4.	1	15 Times	
Last:		vs. UIC	June 1, 2019

Triple Plays Turned

1.	1	vs. Radford	May 29, 2015
----	---	-------------	--------------

NCAA Tournament Records - Hitting

Individual

At Bats			
1.	6	Butler, Tony	vs. Ohio June 3, 2017
	6	Butler, Tony	vs. NC State June 2, 2017
	6	Lloyd, Matt	vs. NC State June 2, 2017
4.	5	57 Times	
Last: Four Student-Athletes at Louisville June 2, 2019			

Runs Scored			
1.	4	Sowers, Logan	vs. Ohio June 3, 2017
	4	Miller, Luke	vs. NC State June 2, 2017
	4	Travis, Sam	Austin Peay June 1, 2013
4.	3	Dedelow, Craig	vs. Ohio June 3, 2017
	3	Schwarber, Kyle	Youngstown State May 30, 2014
	3	Schwarber, Kyle	Austin Peay June 1, 2013
	3	Nori, Micah	vs. Delaware May 24, 1996
8.	2	30 Times	
Last: Richardson, Grant at Louisville June 2, 2019			

Hits			
1.	4	Dedelow, Craig	vs. Ohio June 3, 2017
	4	Schwarber, Kyle	Youngstown State May 30, 2014
3.	3	12 Times	
Last: Dunham, Elijah vs. Illinois State May 31, 2019			

RBIs			
1.	5	Sowers, Logan	vs. Ohio June 3, 2017
2.	4	Travis, Sam	at Florida State June 9, 2013
	4	Schwarber, Kyle	at Florida State June 8, 2013
	4	Basil, Michael	Austin Peay June 1, 2013
	4	Donley, Scott	Austin Peay June 1, 2013
	4	Kramer, Kyle	vs. Delaware May 24, 1996
7.	3	Nine Times	
Last: Lloyd, Mayy vs. UIC June 1, 2019			

Doubles			
2	Sowers, Logan	vs. NC State	June 2, 2017
2	Travis, Sam	vs. Mississippi State	June 17, 2013
2	Smith, Casey	Valparaiso	May 31, 2013
2	Smella, Steve	vs. Delaware	May 24, 1996
1	44 Times		
Last: Lloyd, Matt at Louisville June 2, 2019			

Triples			
1	12 Times		
Last: Ashley, Drew at Louisville June 2, 2019			

Home Runs			
3	Sowers, Logan	vs. Ohio	June 3, 2017
2	Miller, Luke	vs. Texas A&M	June 1, 2018
1	25 Times		
Last: Bradley, Scotty at Louisville June 2, 2019			

Total Bases			
1.	13	Sowers, Logan	vs. Ohio June 3, 2017
2.	9	Schwarber, Kyle	Youngstown State May 30, 2014
3.	8	Miller, Luke	vs. Texas A&M June 1, 2018
4.	7	Lloyd, Matt	vs. Texas A&M June 3, 2018
	7	Schwarber, Kyle	Stanford June 2, 2014
6.	6	Dunham, Elijah	vs. Illinois State May 31, 2019
	6	Fineman, Ryan	vs. Texas Southern June 2, 2018
	6	Travis, Sam	Stanford May 31, 2014
	6	Donley, Scott	at Florida State June 9, 2013
10.	5	10 Times	
Last: Ashley, Drew vs. UIC June 1, 2019			

Walks			
1.	3	Lloyd, Matt	vs. Illinois State May 31, 2019
	3	Nolden, Will	vs. Louisville June 15, 2013
	3	Schwarber, Kyle	at Florida State June 9, 2013
	3	Donley, Scott	Austin Peay June 1, 2013
	3	Travis, Sam	Austin Peay June 1, 2013
6.	2	15 Times	
Last: Richardson, Grant at Louisville June 2, 2019			

Hit-by-Pitch			
1.	2	Nolden, Will	Youngstown State May 30, 2019
2.	1	29 Times	
Last: Dunham & Fineman at Louisville June 2, 2019			

Sacrifice Hits			
1.	2	Harris, Brian	vs. Delaware May 24, 1996
2.	1	14 Times	
Last: Cangelosi, Austin vs. Ohio June 3, 2017			

Sacrifice Flies			
1.	1	Five Times	
Last: Fineman, Ryan vs. Texas A&M June 3, 2018			

Stolen Bases			
1.	3	Gorski, Matt	vs. Texas A&M June 3, 2018
2.	2	Barr, Cole	vs. Illinois State May 31, 2019
	2	Walker, Justin	vs. Texas A&M June 3, 2018
	2	Gorski, Matt	vs. Texas Southern June 2, 2018
	2	Dillion, Ryan	vs. Delaware May 24, 1996
6.	1	19 Times	
Last: Houston, Jeremy at Louisville June 2, 2019			

NCAA Regional Update

- Indiana makes its 10th overall appearance in the NCAA Baseball Championships and second under fifth-year head coach **Jeff Mercer**.
- Indiana owns a 14-17 overall record in the NCAA Tournament in program history, with an 11-15 record in NCAA Regional play since its first berth in 1949.
- A two-time NCAA Regional host, Indiana will hit the road for an NCAA Regional for the eighth time in program history, with four of those trips to the state of Kentucky.
- In the Bluegrass State, the Hoosiers are 2-6 in NCAA postseason play. That includes a 1-2 mark in the 2017 NCAA Lexington Regional.
- In the nine previous appearances, Indiana has squared off with 13 different conferences:

Conference	Record	Last Meeting
American	0-1	Wichita State, 1996
ACC	3-3	Louisville, 2019
Big 12	0-1	Texas, 2018
Big South	1-1	Radford, 2015
CAA	1-0	Delaware, 1996
Conference USA	0-1	Rice, 1996
Horizon	2-0	UIC, 2019
Mid-American	1-1	Ohio, 2017
Missouri Valley	1-1	Illinois State, 2019
Ohio Valley	2-0	Austin Peay, 2013
PAC 12	1-3	Stanford, 2014
SEC	1-5	Texas A&M, 2018
SWAC	1-0	Texas Southern, 2018

Team

At Bats			
1.	43	vs. NC State	June 2, 2017
2.	41	vs. Ohio	June 3, 2017
	41	vs. Delaware	May 24, 1996
4.	39	vs. Radford	May 29, 2015
	39	Youngstown State	May 30, 2014

Runs Score			
1.	15	Austin Peay	June 1, 2013
2.	11	at Florida State	June 9, 2013
	11	vs. Ohio	June 3, 2017
4.	10	Three Times	
Last: Youngstown State May 30, 2014			

Hits			
1.	15	Youngstown State	May 30, 2014
	15	vs. Delaware	May 24, 1996
3.	14	vs. Texas A&M	June 3, 2018
	14	vs. Ohio	June 3, 2017
	14	Austin Peay	June 1, 2013

RBIs			
1.	14	Austin Peay	June 1, 2013
2.	11	at Florida State	June 8, 2013
3.	10	vs. Ohio	June 3, 2017
	10	Youngstown State	May 30, 2014
	10	vs. Delaware	May 24, 1996

Doubles			
5	vs. NC State	June 2, 2017	
4	at Florida State	June 9, 2013	
4	vs. Delaware	May 24, 1996	
3	Six Times		
Last: vs. Texas Southern June 2, 2018			

Triples			
2	vs. Radford	May 29, 2015	
2	Youngstown State	May 30, 2014	
2	vs. Delaware	May 24, 1996	
1	Six Times		
Last: at Louisville June 2, 2019			

Home Runs			
4	at Kentucky	June 4, 2017	
4	vs. Ohio	June 3, 2017	
3	vs. UIC	June 1, 2019	
2	Four Times		
Last: vs. Texas A&M June 3, 2018			

Total Bases			
28	vs. Ohio	June 3, 2017	
27	Youngstown State	May 30, 2014	
23	at Kentucky	June 4, 2017	
23	at Florida State	June 9, 2013	
23	vs. Delaware	May 24, 1996	

Walks			
12	Austin Peay	June 1, 2013	
8	vs. Illinois State	May 31, 2019	
8	Stanford	June 1, 2014	
7	at Western Michigan	June 10, 1949	
6	vs. NC State	June 2, 2017	
6	vs. Louisville	June 15, 2013	

Strikeouts			
18	vs. Illinois State	May 31, 2019	
17	vs. Texas A&M	June 1, 2018	
17	NC State	June 2, 2017	
15	at Vanderbilt	May 30, 2015	
14	vs. Mississippi State	June 17, 2013	
14	at Wichita State	May 23, 1996	

Hit-by-Pitch			
3	vs. UIC	June 1, 2019	
2	Eight Times		
Last: at Louisville June 2, 2019			

Sacrifice Hits			
2	vs. Rice	May 25, 1996	
2	vs. Delaware	May 24, 1996	
1	12 Times		
Last: vs. Ohio June 3, 2017			

Sacrifice Flies			
1	vs. Texas A&M	June 3, 2018	
1	Stanford	June 1, 2014	
1	at Florida State	June 9, 2013	
1	at Louisville	May 29, 2009	
1	vs. Delaware	May 24, 1996	

Stolen Bases			
4	vs. Ohio	June 3, 2017	
3	vs. Texas A&M	June 3, 2018	
3	vs. Texas Southern	June 2, 2018	
3	at Florida State	June 8, 2013	
3	vs. Delaware	May 24, 1996	

Left on Base			
11	vs. Louisville	June 15, 2013	
10	Seven Times		
Last: at Louisville June 2, 2019			



Hitting Totals/Streaks

MULTI-HIT GAMES	2	3	4	5+	'23	Career
Glasser, Phillip	21	4	3	1	29	*90
Tibbitts, Brock	15	7	3	--	25	38
Mathison, Carter	14	5	--	--	19	34
Whalen, Bobby	15	4	--	--	19	38
Pyne, Josh	10	5	3	--	18	39
Taylor, Devin	11	4	1	--	16	16
Cerny, Tyler	8	5	1	--	14	14
Jessee, Hunter	6	3	2	--	11	31
Serruto, Peter	5	3	1	--	9	*20
Ellis, Matthew	3	--	1	--	4	18
Colopy, Morgan	1	--	--	--	1	15
--						
Goforth, Evan	--	--	--	--	--	3
Murrison, Samuel	--	--	--	--	--	6
TEAM	109	40	15	1	165	

MULTI-RBI GAMES	2	3	4	5+	'23	Career
Tibbitts, Brock	11	5	2	1	19	31
Taylor, Devin	7	7	2	1	17	17
Pyne, Josh	6	5	2	1	14	29
Mathison, Carter	8	2	2	--	12	29
Whalen, Bobby	5	4	--	--	9	17
Glasser, Phillip	5	3	--	1	9	*30
Cerny, Tyler	5	1	2	1	9	9
Jessee, Hunter	3	2	1	1	7	15
Colopy, Morgan	5	1	--	--	6	12
Serruto, Peter	3	1	--	--	4	*11
Ellis, Matthew	2	--	1	1	4	20
Murrison, Samuel	1	--	--	--	1	3
--						
Goforth, Evan	--	--	--	--	--	1
TEAM	61	31	12	7	111	

HITTING STREAKS	Current	'23 Long	Career
Glasser, Phillip	2	13	13
Taylor, Devin	--	12	12
Pyne, Josh	1	12	15
Cerny, Tyler	--	11	11
Tibbitts, Brock	--	11	11
Whalen, Bobby	1	11	11 (2x)
Mathison, Carter	11	11	11 (2x)
Jessee, Hunter	1	8	8 (2x)
Serruto, Peter	1	7	7
Ellis, Matthew	--	4	8
Colopy, Morgan	--	2	9
De Goti, Jorge	--	2	2
Gofroth, Evan	--	1	3
Vecrumba, Ethan	--	1	3
Murrison, Samuel	--	1	6

REACHED BASED	Current	'23 Long	Career
Glasser, Phillip	6	45	45
Taylor, Devin	15	32	32
Mathison, Carter	11	20	26
Pyne, Josh	1	18	29
Tibbitts, Brock	16	16	16
Jessee, Hunter	12	15	^34
Cerny, Tyler	12	13	13
Whalen, Bobby	3	12	15
Ellis, Matthew	--	10	12
Serruto, Peter	1	10	10 (2x)
Colopy, Morgan	--	5	11
Goforth, Evan	--	3	9
De Goti, Jorge	--	2	2
Murrison, Samuel	--	2	8
Langerman, Riley	--	1	1
Vecrumba, Ethan	1	1	3 (3x)

* - Includes totals from previous school
^ - Streak spanned 2022 & 2023 seasons

Big Ten Update

Standings

	B1G	Pct.	H	A	GB	Overall	Pct.	H	A	N	L10	Streak	RPI
1. Maryland ^&*	17-7	.708	8-4	9-3	--	41-19	.683	18-9	19-7	4-3	8-2	W5	35
2. Indiana *	16-8	.667	8-4	8-4	1	41-18	.695	26-4	13-11	2-3	6-4	L2	30
3. Iowa *	15-8	.652	9-3	6-5	1.5	42-14	.750	22-3	9-9	11-2	8-2	L1	32
4. Nebraska	15-9	.625	10-2	5-7	2	33-23-1	.588	15-7	11-12-1	7-4	7-3	L1	97
5. Rutgers	14-10	.583	8-4	6-6	3	33-23	.589	16-4	16-15	1-4	5-5	L2	66
6. Michigan	13-11	.542	9-3	4-8	4	28-28	.500	15-10	7-11	6-7	4-6	L1	124
7. Michigan State	12-12	.500	9-3	3-9	5	33-22	.600	17-4	10-13	6-5	4-6	L1	69
Illinois	12-12	.500	8-4	4-8	5	25-27	.481	11-8	10-15	4-4	5-5	L2	95
9. Purdue	11-13	.458	7-5	4-8	6	24-29	.453	12-10	4-15	8-4	3-7	L1	207
10. Minnesota	10-14	.417	6-6	4-8	7	18-34	.346	12-15	6-12	0-7	6-4	L1	208
11. Ohio State	9-15	.375	7-5	2-10	8	31-25	.554	19-7	7-14	5-4	9-1	W9	78
12. Penn State	7-16	.304	6-5	1-11	9.5	25-25	.500	15-6	2-17	8-2	1-9	L1	142
13. Northwestern	4-20	.167	3-9	1-11	13	10-40	.200	6-10	4-28	0-2	2-8	L1	262

RPI via stats.ncaa.com | ^ - Big Ten Regular Season Champion | % - Big Ten Tournament Champion | * - NCAA Tournament

Schedule/Results

all times eastern

NCAA Lexington Regional

Friday, Jun 2

Kentucky hosts Ball State Noon
Indiana vs. West Virginia 7 p.m.

Saturday, Jun 3

Losers Bracket Game Noon
Winners Bracket Game 6 p.m.

Sunday, June 4

Losers Bracket Game Noon
Regional Championship Game 6 p.m.

NCAA Winston Salem Regional

Friday, Jun 2

Maryland vs. Northeastern Noon
Wake Forest hosts George Mason 7 p.m.

Saturday, Jun 3

Losers Bracket Game Noon
Winners Bracket Game 6 p.m.

Sunday, June 4

Losers Bracket Game Noon
Regional Championship Game 6 p.m.

NCAA Terre Haute Regional

Friday, Jun 2

Indiana state hosts Wright State 1 p.m.
Iowa vs. North Carolina 7 p.m.

Saturday, Jun 3

Losers Bracket Game Noon
Winners Bracket Game 6 p.m.

Sunday, June 4

Losers Bracket Game Noon
Regional Championship Game 6 p.m.

Career Situational Statistics

* - Includes Totals from Previous School

Runners On Base (H-AB)

Name	'20	'21	'22	'23	Total	Avg.
Cerny, Tyler	xx	xx	xx	35-113	35-113	.310
Colopy, Morgan	xx	16-62	5-34	8-35	29-131	.221
Ellis, Matthew	xx	xx	34-117	13-44	47-161	.292
Glasser, Phillip *	10-19	19-64	29-88	35-96	115-341	.337
Goforth, Evan	xx	xx	8-24	0-9	8-33	.242
De Goti, Jorge *	xx	xx	0-2	1-5	1-7	.143
Jessee, Hunter	6-23	5-23	32-84	26-98	69-228	.303
Langerman, Riley	xx	--	--	0-4	0-4	.000
Mathison, Carter	xx	xx	33-108	36-107	69-215	.321
Murrison, Samuel	xx	6-18	5-39	1-5	12-62	.194
Pyne, Josh	xx	xx	44-127	44-141	88-268	.328
Serruto, Peter *	5-22	8-37	4-43	19-66	36-168	.214
Taylor, Devin	xx	xx	xx	34-97	34-97	.351
Tibbitts, Brock	xx	xx	32-107	49-114	95-278	.342
Vecrumba, Ethan	2-15	4-12	0-2	1-5	7-34	.206
Whalen, Bobby	xx	1-10	35-111	37-124	73-245	.298
TOTAL					718-2,385	.301

Runners in Scoring Position (H-AB)

Name	'20	'21	'22	'23	Total	Avg.
Cerny, Tyler	xx	xx	xx	19-76	19-76	0.250
Colopy, Morgan	xx	10-44	3-21	7-22	20-87	0.230
Ellis, Matthew	xx	xx	26-83	9-30	35-113	0.310
Glasser, Phillip *	4-11	11-48	13-50	24-61	69-190	0.363
Goforth, Evan	xx	xx	6-15	0-4	6-19	0.316
De Goti, Jorge	xx	xx	0-1	1-4	1-5	0.200
Jessee, Hunter	1-2	3-13	15-49	14-66	33-130	0.254
Langerman, Riley	xx	1-3	1-6	0-4	2-13	0.154
Mathison, Carter	xx	xx	21-73	17-59	38-132	0.288
Murrison, Samuel	xx	1-8	3-25	1-1	5-34	0.147
Pyne, Josh	xx	xx	33-84	26-91	59-175	0.337
Serruto, Peter *	4-17	3-27	0-27	10-42	26-139	0.187
Taylor, Devin	xx	xx	xx	22-61	22-61	0.361
Tibbitts, Brock	xx	xx	19-70	33-74	52-144	0.361
Vecrumba, Ethan	3-4	3-9	--	0-2	6-15	0.400
Whalen, Bobby	xx	1-4	23-75	20-71	44-150	0.293
TOTAL					437-1,483	.295

NOTE: xx = non-Division I season (HS/JUCO) | -- = No at-bats in category

@IndianaBase | #IUBase

How It Was Won

(* - Walk-off hit)

Below is a chart representing how the eventual game-winning run was recorded for Indiana in 2023.

Gm	Opponent	Final	Player	Inn.	Outs	Play	Score at Time
1	at Auburn	4-8	--				
2	at Auburn	1-6	--				
3	at Auburn	11-2	Mathison, Carter	1	--	Grand Slam	0-0
4	Miami (Ohio)	13-5	Cerny, Tyler	3	2	RBI Single	5-1
5	at Texas	2-4	--				
6	at Texas	2-5	--				
7	at Texas	4-2	Tibbitts, Brock	4	2	2RBI Double	2-2
8	Butler	13-2	Mathison, Carter	1	--	RBI Double	2-0
9	at East Carolina	4-17	--				
10	vs. Georgetown	4-3	Glasser, Phillip	7	1	RBI Fielder's Choice	3-3
11	vs. Long Beach State	4-10	--				
12	Purdue Fort Wayne	15-1	Glasser, Phillip	1	2	Scored on Error	1-0
13	Bellarmino	5-3	Whalen, Bobby	8	1	2RBI Double	2-3
14	Bellarmino	9-7	Colopy, Morgan	5	1	2RBI Single	6-7
15	Bellarmino	13-3	Cerny, Tyler	3	--	RBI Single	3-2
16	Bellarmino	3-2	Cerny, Tyler	7	2	Scored on Error	2-0
17	at Kentucky	2-12 (7)	--				
18	Morehead State *	6-5 (10)	Tibbitts, Brock	(10)	--	RBI Single	5-5
19	Morehead State	23-5	Ellis, Matthew	2	2	3RBI Double	5-0
20	Morehead State *	5-4	Whalen, Bobby	9	2	RBI Single	4-4
21	Indiana State	15-5	Cerny, Tyler	7	1	2RBI Single	5-4
22	Ohio State	14-6	Taylor, Devin	4	1	2RBI Single	5-6
23	Ohio State-1	9-6	Ellis, Matthew	7	--	3-Run Home Run	5-6
24	Ohio State-2	7-5	Pyne, Josh	5	--	2RBI Double	4-1
25	Kent State	4-3	Cerny, Tyler	7	2	RBI Single	3-1
26	at Penn State	2-7	--				
27	at Penn State-1	4-1	Glasser, Phillip	2	1	RBI Fielder's Choice	1-0
28	at Penn State-2	22-11	Jessee, Hunter	6	1	RBI Single	11-6
29	at Indiana State	0-4	--				
30	Iowa	1-7	--				
31	Iowa	2-0 (10)	Colopy, Morgan	10	1	2-Run Home Run	0-0
32	Iowa	4-2	Whalen, Bobby	8	2	2RBI Single	2-2
33	Ball State	16-13	Tibbitts, Brock	6	1	3-Run Home Run	12-11
34	at Illinois	5-7	--				
35	at Illinois-1	6-4	Tibbitts, Brock	4	1	RBI Single	4-4
36	at Illinois-2	16-3	Taylor, Devin	3	1	Grand Slam	0-0
37	Louisville	7-3	Taylor, Devin	3	1	2RBI single	2-1
38	at Cincinnati	11-9	Taylor, Devin	7	2	3-Run Home Run	8-4
39	Ohio	9-8	Tibbitts, Brock	6	1	Sacrifice Fly	8-5
40	Ohio	17-2	Cerny, Tyler	2	--	3-Run Home Run	1-1
41	Ohio	9-2	Taylor, Devin	3	1	2-Run Home Run	1-2
42	at Ball State	9-8	Jessee, Hunter	7	2	RBI Single	8-5
43	Maryland	2-13	--				
44	Maryland	2-16	--				
45	Maryland	8-14	--				
46	at Northwestern	4-0	Mathison, Carter	1	1	3-Run Home Run	0-0
47	at Northwestern	5-2 (12)	Whalen, Bobby	12	1	RBI Fielder's Choice	2-2
48	at Northwestern	11-9	Tibbitts, Brock	7	1	Scored on Wild Pitch	9-6
49	at Xavier	8-6	Murrison, Sam	4	2	Scored on Error	6-1
50	Purdue	26-11	Serruto, Peter	6	1	Solo Home Run	11-3
51	Purdue	15-5	Pyne, Josh	3	1	2-RBI Triple	2-0
52	Purdue	10-2	Serruto, Peter	2	1	RBI Groundout	2-0
53	Evansville	6-2	Whalen, Bobby	3	1	Solo Home Run	2-1
54	at Michigan State	6-8	--				
55	at Michigan State	6-7	--				
56	at Michigan State	6-5	Cerny, Tyler	8	1	RBI Fielder's Choice	5-3
57	vs. Illinois	4-3	Jessee, Hunter	8	2	RBI Single	3-1
58	vs. Iowa	4-9	--				
59	vs. Michigan	6-13	--				

Indiana When...

	'21	'22	'23
Overall	26-18	27-32	41-18
vs. Top-10 Teams	--	1-4	1-1
vs. Top-25 Teams	--	1-4	1-1
Non-Conference	--	17-18	25-10
Big Ten	26-18	10-14	16-8
At Home	14-6	15-9	26-4
On the Road	10-10	8-19	13-11
At Neutral Sites	2-2	4-4	2-3
In Day Games	23-17	17-20	33-12
In Night Games	3-1	10-12	8-6
vs. Teams .500 Or Better	14-15	14-22	22-14
vs. Teams Worse Than .500	12-3	13-10	20-3
vs. Left-Handed Starter	9-9	10-6	15-3
vs. Right-Handed Starter	17-9	17-26	26-15
When Starter Receives Decision	17-13	12-18	18-12
When Reliever Receives Decision	9-5	15-14	23-6
When Starter Goes 5+ Innings	20-7	13-7	11-5
When Starter Goes <5 Innings	6-11	14-25	30-13
When Scoring First	20-3	17-12	26-6
When Opponent Scores First	6-15	10-20	15-12
When Leading After 6 Innings	22-2	20-5	35-1
When Trailing After 6 Innings	2-13	6-26	3-15
When Tied After 6 Innings	2-3	1-1	3-2
When Leading After 8 Innings	22-1	24-2	38-0
When Trailing After 8 Innings	1-13	2-26	1-17
When Tied After 8 Innings	1-3	1-2	2-0
In One-Run Games	4-7	6-8	9-1
In Two-Run Games	5-2	4-7	10-3
In 5+ Run Games	13-3	15-12	15-11
Weekend Series W-L-T	7-3-0	6-7-0	9-4-0
Series Sweeps/Times Swept	2/1	-/4	6/1
Scoring 0-2 Runs	3-10	0-10	1-9
Scoring 3-5 Runs	6-7	2-8	11-5
Scoring 6-9 Runs	12-1	12-9	12-4
Scoring 10+ Runs	5-0	13-5	17-0
Shutouts/Times Shut Out	4/1	3/4	2/1
In Extra Innings	1-2	1-2	3-0
Opponent Scores 5 Runs Or Less	22-7	18-4	30-3
Opponent Scores 6 Runs Or More	4-11	9-28	11-15
Out-Hitting Opponent	24-5	19-10	31-2
Out-Hit by Opponent	1-10	6-20	8-14
Hits Are Equal	1-3	2-2	2-2
Hitting A Home Run	16-8	19-19	27-7
Opponent Hits A Home Run	10-11	13-22	22-14
Errorless	14-4	9-8	15-7
Committing One Error	7-6	14-10	16-3
Committing 2+ Errors	5-8	4-14	10-8
Opponent is Errorless	8-10	9-13	13-10
Opponent Commits One Error	9-7	3-12	13-7
Opponent Commits 2+ Errors	9-1	15-7	15-1
Game 1 of Weekend	--	4-10	6-8
Game 2 of Weekend	--	7-7	10-4
Game 3 of Weekend	--	5-9	12-2
Monday	1-0	--	--
Tuesday	0-1	6-3	9-2
Wednesday	--	3-0	4-0
Thursday	--	0-3	2-2
Friday	8-5	5-8	5-8
Saturday	8-8	5-8	10-4
Sunday	9-4	8-10	11-2

NOTE: Big Ten played a conference-only schedule in 2021

Career Game-Winning Plays

WO = Walk-off game-winning play

	'20	'21	'22	'23	WO Career		'20	'21	'22	'23	WO Career		
Cerny, Tyler	--	--	--	7	--	7	Pyne, Josh	--	--	6	2	1	8
Colopy, Morgan	--	1	--	2	1	3	Serruto, Peter	--	--	1	2	--	3
Ellis, Matthew	--	--	2	2	--	4	Taylor, Devin	--	--	--	5	--	5
Glasser, Phillip	--	--	1	3	--	4	Tibbitts, Brock	--	--	3	6	1	9
Jessee, Hunter	--	--	--	3	--	3	Vecrumba, Ethan	--	1	--	--	--	1
Mathison, Carter	--	--	5	3	--	8	Whalen, Bobby	--	--	3	5	1	8
Murrison, Samuel	--	--	1	--	--	1							

Inside The Series

Scouting The Opponent

West Virginia

- West Virginia enters the NCAA Lexington Regional with a 39-18 overall record, which includes a 15-9 mark in Big 12 play.
- As a team, WVU is top 30 in walks (No. 27; 311), hit-by-pitch (No. 18; 102), on-base percentage (No. 21; .414) and stolen bases (No. 12; 121).
- Along with having three players ranked nationally in stolen bases, the Mountaineers also have three players ranked nationally in sacrifice bunts.
- J.J. Wetherholt leads the Big 12 and ranks No. 2 nationally with a .443 batting average. He is also top 30 nationally in doubles (No. 24; 22), stolen bases (No. 12; 35) and runs scored (No. 45; 66).
- The pitching staff ranks top-50 in all four major metric categories in the NCAA. They are No. 24 in ERA (4.35), No. 33 in hits per nine innings (8.44), No. 34 in WHIP (1.37) and No. 50 in walks per nine innings (3.90).
- Blaine Traxel leads the staff with seven victories, a 3.79 ERA, a 3.55 strikeout-to-walk ratio and an NCAA-best five complete games.

Series Notes

West Virginia

- The opening game of the NCAA Lexington Regional will mark the fourth all-time meeting between Indiana and West Virginia, with the Hoosiers 2-1 in those meetings.
- In 2009 and 2010, IU and WVU met during early-season trips to Florida as part of single game meetings. The 2013 meeting was at the annual Baseball at the Beach tournament hosted by Coastal Carolina.
- Indiana opened the 2009 season with its first meeting versus West Virginia in a 14-4 loss in Bradenton, Florida.
- The Hoosiers have won the last two meetings, taking a 10-8 decision in Clearwater, Florida, in 2010 and an 8-5 contest in Myrtle Beach, South Carolina, in 2013.
- All-time against the Big 12, Indiana is 7-21 all-time against the current alignment of the Big 12. IU played Texas in Week 2 of the 2023 season and dropped the series, 2-1.
- Of the 28 meetings with the Big 12, one has been in the NCAA Tournament (2018 - at Texas; L, 3-2).

Series History

West Virginia

Date	Location	Result
2/20/2009	Bradenton, Fla.	WVU, 4-14
2/26/2010	Clearwater, Fla.	IU, 10-8
3/1/2013	Myrtle Beach, S.C.	IU, 8-5

Team Notes

Loaded Lineup

- In 2023, Indiana has seen a program-record six hitters produce at least 40 RBIs in a season and are close to tying the program mark for 50-RBI hitters in a season.
- With three hitters already at the 50-RBI mark, the 2023 edition is the 10th in school history with at least three hitters with 50-plus runs batted in.
- Only twice has IU seen four student-athletes get to the 50-RBI mark, the 1985 and 1986 squads. With **Brock Tibbitts** (66), **Devin Taylor** (57) and **Josh Pyne** (54) already there, IU needs one more to equal that.
- With Tibbitts already with 64 RBIs and Taylor knocking on the door of becoming the first IU freshman to reach the 60-RBI mark, the tandem would be just the fourth set of Hoosiers to reach 60-plus RBIs.

Year	Student-Athlete	RBIs
2002	Vasili Spanos	65
	Eric Blakeley	60
1992	Mike Smith	95
	Kevin Orie	60
1985	Bill Mueller	87
	Alex Smith	67

Seven is a Winning Number

- Since **Jeff Mercer** took over the program in 2019, Indiana's magic number has been seven runs. Over his five seasons, Indiana has scored seven-or-more runs on 109 occasions.
- In those 109 games, IU owns a 92-17 (.844) record, including 27 straight victories between 2020-22.
- The 2020 team went 5-0 during the COVID-19 shorten campaign and 15-0 during the 2021 season, before seven-straight wins to start 2022.
- Overall in 2022, Indiana was 21-12 in games which it scored seven-or-more runs.
- Indiana is 25-1 when reaching the seven-run threshold in 2023, with its lone loss in the series finale against Maryland.

Strikeouts Abound

- The Hoosiers picked up where they left off in the 2022 season on the mound with another solid season striking out opposing hitters.
 - Indiana's school-record 600 strikeouts in 2022 rank No. 2 all-time in the Big Ten. Only the 2022 Iowa pitching staff struck out more with 602.
 - The top 5 punchout seasons are below:
- | Season | Ks | IP |
|-------------|------------|----------------|
| 2022 | 600 | 512 2/3 |
| 2023 | 558 | 504 1/3 |
| 2019 | 558 | 536 1/3 |
| 2015 | 493 | 531 2/3 |
| 2018 | 471 | 538 2/3 |
- The top 5 punchout seasons are below:

Home Cookin'

- The 2023 saw Indiana win 26 home games, which ranks No. 2 all-time in program history and the most in 38 years.

Season	Ks	Win %
1985	32-5	.864
2023	26-4	.867
1991	25-10	.714
1987	24-2	.923

Launching Longballs

- After hitting 73 home runs in 2022, Indiana produced the first back-to-back seasons with 70-plus home runs when it blasted No. 70 as part of a three home run game at Michigan State on the final day of the regular season.
- With 72 home runs in 2023, IU ranks No. 7 on the single season charts.

Season	HR	Games
2019	95	60
2010	85	55
1992	82	55
1985	81	77
2017	75	60
2022	73	59
2023	72	59

- In the series opener versus Purdue on May 12, the Hoosiers hit eight home runs, which matched its season total from 2007 and was one shy of the program record of nine hit at Maryland in 2019.
- In the 26-11 win over Purdue, **Hunter Jessee** hit a pair of home run in the eighth inning.

Successful Series - B1G Style

- Indiana won six of eight Big Ten series in 2023 to join a select few teams in program history with six or more conference series wins in a season.
- Since the Big Ten went to the eight weekend schedule in 2002, IU has won six or more weekend series on eight occasions.

Season	Series Won	Home/Road
2014	8	4/4
2013	7	4/3
2019	7	4/3
2023	6	3/3
2017	6	3/3
2016	6	4/2
2012	6	3/3
2009	6	3/3

- Indiana won all four B1G road series just once in program history, the 2014 season which the team posted a 21-3 overall mark against B1G opponents.

Runs Record - B1G Edition

- On Friday, May 12, 2023, the Indiana offense slugged eight home runs and piled up 26 runs against Purdue in the series opener.
- That total (26) ranks No. 11 all-time at Indiana and tied for the most in a Big Ten game in program history, which equal the total for Indiana against Michigan on May 4, 2010.
- That set the tone for a record-setting weekend. After 15 runs on Saturday and 10 more on Sunday, Indiana finished the series with 51 total runs.
- The 51 runs are a Big Ten series record for IU and just the ninth time the program scored 40-plus runs in a conference series.

Runs	Season	Opponent	Games
51	2023	Purdue	3
46	2010	Michigan	3
46	1988	at Michigan State	4
45	1999	Purdue	4
43	2008	Purdue	4
43	1988	Purdue*	4
40	2008	at Northwestern	4
40	2004	Iowa	4
40	1993	Michigan State	4

* - Games split between at Purdue and at Indiana

#ProIU

- Veteran **Kyle Schwarber** (Phillies) is a two-time All-Star and World Series champion in his ninth MLB season after leading the NL in home runs in 2022.
- Scott Effross** (Yankees) is currently on the injured list after having Tommy John surgery before the 2022 postseason and have three years of service.
- Tim Herrin (Guardians) made his debut for the Guardians on opening weekend and became the first pitcher in MLB history to debut by striking out each batter he faced in an MLB debut (*four-plus batters faced*; *Sarah Langs & Elias Sports*).
- In all, 34 Hoosiers have appeared in Major League Baseball with five winning World Series titles and four earning All-Star selections.

Weekly Awards

- Sophomore right-handed pitcher **Luke Sinnard** fanned 13 Morehead State batters on his way to six innings of work in a win on the mound to garner a spot on the Collegiate Baseball Newspaper National Player of the Week Honor Roll (March 20).
- Sophomore **Brock Tibbitts** earned Big Ten Player of the Week after he hit .500 with a 1.339 OPS against Indiana State and Ohio State. He logged seven RBIs and eight runs scored with at least one run scored in each game and at least one RBI in three of the four games on the week.
- Freshman **Tyler Cerny** and **Ethan Phillips** each earned awards from the Big Ten on April 24 after helping IU to a 5-0 week. Cerny hit .444 with a 1.056 slugging percentage to earn Freshman of the Week. Phillips went 2-0 in a pair of relief appearances with wins over No. 10 Louisville and Ohio to win Pitcher of the Week.
- After a record-setting offensive weekend against Purdue, **Josh Pyne** earned NCBWA National Player of the Week and Big Ten Player of the Week. He hit .588 for the week with 10 hits, nine runs scored and 14 RBIs.

10 Years at The Bart

- The 2023 season marks the 10th season of Bart Kaufman Field, with the program playing the prior 62 years at Sembower Field.
- In 10 seasons at Bart Kaufman Field, Indiana has 189 victories and a .755 winning percentage.
- Over the first 10 seasons, IU has reached at least 14 home wins in each of them - minus the 2020 COVID shortened season, with three 20-win seasons.
- The 2018 and 2019 teams each went 21-5 at home, but the 2023 team surpassed that mark with 25 victories.
- A 16-game winning streak that spanned 2022-23 is the longest home winning streak in venue history.

Taylor Earning B1G Honors

- Freshman **Devin Taylor** has earned three Big Ten Freshman of the Week Awards in 2023, which is tied for the fifth most since the Big Ten started handing out the award in 2011.
- In all, only 13 Big Ten baseball student-athletes have won three-or-more Big Ten Freshman of the Week honors, led by Iowa's **Keaton Anthony** (6; 2022).
- Overall, Indiana has 32 honorees all-time, the most in Big Ten history. **Logan Sowers** (4; 2015), **Dustin DeMuth** (3; 2011), **Kyle Schwarber** (3; 2012) and **Sam Travis** (3; 2012) all won at least three in their rookie seasons.
- Taylor won his first Big Ten Freshman of the Week award, hitting .467 with a 1.712 OPS versus Kentucky and Morehead State. Four of his seven hits went for extra bases and he scored seven runs with four RBIs.
- He followed that with at least one hit in each of his four games versus Indiana State and Ohio State to move his reached base streak to 13 straight. He hit .385 with five runs scored and a team-best eight RBIs.
- Sophomore **Brock Tibbitts** earned Big Ten Player of the Week after he hit .500 with a 1.339 OPS. He logged seven RBIs and eight runs scored with at least one run scored in each game and at least one RBI in three of the four games on the week.

The Bart Record Books

- On Friday, May 12, 2023, Indiana won a dominating 26-11 contest over Purdue, which are the second-most runs in the venues history (27; vs. Butler, 2016).
- The eight home runs hit in the game were the most in Bart Kaufman Field history, as were the 25 hits and 26 RBIs. The 55 total bases were also a BKF record.
- Earlier in the season, Indiana hit five home runs, scored 23 runs with 22 RBIs, which are all tied for No. 3 on the Bart Kaufman Field top-10 list.

All-B1G

Indiana placed multiple student-athletes on the All-Big Ten First Team for the first time since 2019 and brought home the top individual freshman honor for the third time in program history when the conference office announced its awards before the Big Ten Tournament.

Devin Taylor earned Freshman of the Year, as well as first-team All-Big Ten. He is the second Indiana freshman position player to garner first-team All-B1G honors and just the third rookie first-teamer overall, joining **Larry Blackwell** (DH) in 1979 and **Joey DeNato** (SP) in 2011.

Ryan Kraft was named the first-team All-Big Ten relief pitcher after going 4-0 in league play with a league-best 2.50 ERA.

ALL-BIG TEN FIRST TEAM

C	Luke Shliger	Jr.	Maryland
1B	Brock Vrandenburg	Jr.	Michigan State
2B	Max Anderson	Jr.	Nebraska
SS	Matt Shaw	Jr.	Maryland
3B	Nick Lorusso	Sr.	Maryland
OF	Devin Taylor	Fr.	Indiana
OF	Sam Petersen	So.	Iowa
OF	Ryan Lasko	Jr.	Rutgers
SP	Brody Brecht	So.	Iowa
SP	Connor O'Halloran	Jr.	Michigan
SP	Christian Coppola	Fr.	Rutgers
RP	Ryan Kraft	So.	Indiana
DH	Keaton Anthony	So.	Iowa
At-Large	Brice Matthews (SS)	Jr.	Nebraska

ALL-BIG TEN SECOND TEAM

C	Bryan Broecker	So.	Michigan State
1B	Brock Tibbitts	So.	Indiana
2B	Trent Farquhar	Jr.	Michigan State
SS	Phillip Glasser	Sr.	Indiana
3B	Chris Brito	Sr.	Rutgers
OF	Ryan Moerman	So.	Illinois
OF	Brett Bateman	Jr.	Minnesota
OF	Gabe Swansen	So.	Nebraska
SP	Jack Wenninger	Jr.	Illinois
SP	Luke Sinnard	So.	Indiana
SP	Marcus Morgan	So.	Iowa
SP	Jason Savacool	Jr.	Maryland
RP	Wyatt Rush	Sr.	Michigan State
DH	Ian Petruz	So.	Maryland
At-Large	Brennen Dorighi (1B)	Gd.	Iowa

ALL-BIG TEN THIRD TEAM

C	Cade Moss	Jr.	Iowa
1B	Jake Parr	Sr.	Purdue
2B	Ted Burton	Sr.	Michigan
2B	Paul Toetz	Jr.	Purdue
SS	Mitch Jebb	Jr.	Michigan State
3B	Josh Pyne	So.	Indiana
OF	Elijah Lambros	So.	Maryland
OF	Stephen Hrustich	Sr.	Northwestern
OF	Evan Sleight	Jr.	Rutgers
SP	Nick Dean	Sr.	Maryland
SP	Tucker Novotny	So.	Minnesota
SP	Khal Stephen	So.	Purdue
SP	Drew Conover	Jr.	Rutgers
RP	Shay Schanaman	Gd	Nebraska
RP	Ben Gorski	Jr.	Rutgers
DH	Bobby Marsh	Fr.	Penn State
At-Large	Jonathan Kim (OF)	Fr.	Michigan

ALL-BIG TEN FRESHMAN TEAM

C	Matthew Graveline		Ohio State
1B	Weber Neels		Minnesota
2B	Tyler Cerny		Indiana
SS	Henry Kaczmar		Ohio State
3B	Mitch Voit		Michigan
OF	Devin Taylor		Indiana
OF	Jonathan Kim		Michigan
OF	Trevor Cohen		Rutgers
SP	Kyle McCoy		Maryland
SP	Joseph Dzierwa		Michigan State
SP	Christian Coppola		Rutgers
RP	Mitch Voit		Michigan
DH	Bobby Marsh		Penn State
At-Large	Sam Garewal (SP)		Northwestern

PLAYER OF THE YEAR

PITCHER OF THE YEAR

FRESHMAN OF THE YEAR

COACH OF THE YEAR

Matt Shaw, Jr., SS, Maryland

Connor O'Halloran, Jr., Michigan

Devin Taylor, OF, Indiana

Rob Vaughn, Maryland



Infield

1	Phillip Glasser	L/R	Sr.+	Tallmadge, Ohio
8	Tyler Cerny	R/R	Fr.	Greenwood, Ind.
9	Brock Tibbitts	R/R	So.	New Albany, Ohio

- After a standout playing career at Georgia Southern, assistant coach **Derek Simmons** oversees the infield group and assists head coach **Jeff Mercer** with the hitters, while serving as the programs recruiting coordinator.
- Simmons has long been regarded as one of the top recruiters in the NCAA, with a pair of top-25 recruiting class to go along with four other "top classes" per Collegiate Baseball Newspaper.
- Senior **Phillip Glasser** captains the defense from the shortstop position, as he owns 221 career starts - 106 coming at Indiana over the last two seasons - after transferring from Youngstown State.

- The Tallmadge, Ohio, native sits among the NCAA active leaders in seven marquee categories:

Category	Rank	Total
Games Played	25th	224
At-bats	14th	862
Runs	8th	196
Hits	5th	277
Doubles	24th	51
Total Bases	36th	389
Walks	28th	128

- Over his 106 career games at Indiana, he reached base in 100 games with a hit in 79 of those. In 2023, Glasser has 29 multi-hit games over 59 starts and has reached base safely 57 games.
- Glasser started 47 games in 2022 and missed 12 of 13 games from March 20-May 12 due to injury (finger).
- His 45-game reached base streak is tied for the longest reached base streak at IU since at least 2005.

DeMuth, Dustin (Sr.)	45 games	2014
Glasser, Phillip (Sr.)	45	2023
Ashley, Drew (Sr.)	39	2019-21
Jessee, Hunter (Sr.)	34	2022-23
Phegley, Josh (So.)	34	2008

- Glasser has 29 multi-hit games in 2023, which ranks tied for No. 5 at Indiana since 2005. He can become the first to reach 30 multi-hit games in a single season since 2010.

35	Dickerson, Alex (So.)	2010
31	Means, Andrew (Sr.)	2008
30	Sabourin, Jerrud (Jr.)	2010
30	Dickerson, Alex (Fr.)	2009
29	Glasser, Phillip (Sr.)	2023
29	DeMuth, Dustin (Jr.)	2013
29	DeMuth, Dustin (Fr.)	2011
29	Sabourin, Jerrud (So.)	2009

- In 2023, Glasser has belted out 19 doubles to move on the edge the single season list at Indiana. He is one shy of joining the record books, the trio of **Josh Phegley** (20; 2008), **Kevin Goins** (20; 1991) and teammate **Josh Pyne** (20; 2022).
- The single season runs scored list is about to see Glasser etch his name on the list. His 65 runs scored are one shy of the top 10. His next time across the plate will tie him with the trio of **Kyle Schwarber** (66; 2014), **Geoff Flinn** (66; 1989) and **Chris Sigler** (66; 1985).

11	Jorge De Goti	R/R	So.	Miami, Fla.
19	Evan Goforth	R/R	So.	Greenville, Ind.
23	Joey Brenczewski	S/R	Fr.	Fishers, Ind.

- Josh Pyne** has come on at the right time for Indiana, as he is hitting .389 over the last 21 games.

First 31 Games: .272 BA, 26 R, 34 H, 22 RBI, .352 OB%
Last 28 Games: .322 BA, 21 R, 37 H, 32 RBI, .375 OB%

- After a 10-hit, 9-run scored, 14 RBI week against Xavier and Purdue, Pyne earned NCBWA National Player of the Week and Big Ten Player of the Week. His efforts on the week equated into a .588 batting average and a 1.902 OPS.
- Pyne earned third-team All-Big Ten in 2023 after posting his second straight conference season with 25-plus RBIs. In conference play, Pyne hit .313 with 21 runs scored, 27 RBIs and a .389 on-base percentage. He also committed just four errors in 67 chances at third base in 24 games.
- In 2022, he started 56 games at third base and was a consensus second-team Freshman All-American in 2022 after leading the team in hits (74) and doubles (20). He was just the sixth IU freshman to reach the 70-hit mark and first to lead the team in hits since **Sam Travis** (2012).
- In his second season at first base, **Brock Tibbitts** has enjoyed his most successful campaign in the cream and crimson on his way to second-team All-Big Ten honors.

- Tibbitts leads the team with 66 RBIs, a total that sits tied for No. 9 on the single-season charts at Indiana. Only five Hoosier hitters have ever reached the 70-RBI mark in a season.

95	Smith, Mike	1992
87	Mueller, Bill	1985
81	Smith, Alex	1986
80	Phegley, Josh	2008
75	Dickerson, Alex	2010
68	Dauphin, Phil	1989
67	Sabo, Mike	1988
67	Smith, Alex	1985
66	Tibbitts, Brock	2023
66	Phegley, Josh	2009

- The right-handed hitting sophomore has produced 19 multi-RBI games on the season are three shy of the most in a single season since 2005.

22	Dickerson, Alex (So.)	2010
20	Phegley, Josh (So.)	2008
19	Tibbitts, Brock (So.)	2023
19	Kemp, Joe (R-Sr.)	2005
18	Sabourin, Jerrud (Fr.)	2008

- The sophomore earned his first weekly honor from the Big Ten in 2023 after IU swept Ohio State to start Big Ten play. Tibbitts hit .500 with a 1.339 OPS, seven RBIs and eight runs scored in four games to earn B1G Player of the Week.
- In his career, Tibbitts reached base safely in 100 of 118 games played and owns a hit in 82 games.
- Tibbitts posted his second career multi-home run game against Ball State (4/11) with a three-run home run in the fourth inning and a two-run shot in the sixth inning.
- The New Albany, Ohio, native hit nine home runs in 2022 to finish No. 5 on the Indiana freshman charts. He has 10 home runs so far in 2023 to push his career total to 19.
- In 2022, Tibbitts switched positions after being a full-time catcher his entire prep career and went on to earn Freshman All-America honors from Collegiate Baseball Newspaper.

32	Josh Pyne	R/R	So.	Bloomfield, Ind.
----	-----------	-----	-----	------------------

- Freshmen **Tyler Cerny** has develop quickly into a starter for Indiana, making 52 starts in 54 appearances in his first season on campus.

- In Week 13, Cerny homered in three straight games to push his season total 10 and join fellow freshman **Devin Taylor** with double-digit home runs - the first IU rookies to both hit 10-plus home runs.

Name	RBIs	Year
Carter Mathison	19	2022
Devin Taylor	16	2023
Alex Dickerson	14	2009
Mike Sabo	11	1985
Micah Johnson	11	2010
Tyler Cerny	10	2023

- Cerny went 1-for-2 with two runs scored and one RBI against Butler. He was on base four times, including three hit-by-pitch, the most by an IU hitter since **Michael Basil** was plunked three times at Michigan State on April 14, 2013.
- He also stole three bases against Butler, the most in a game since **Micah Johnson** swiped four bases against Evansville on March 27, 2011.
- His first home run was a 409-foot blast to center field against Ohio State (3/26) in the first game of a doubleheader in the Hoosiers Big Ten opening series.
- Cerny put a 2-for-27 stretch (seven games) to bed with a 4-for-5 day in the series finale versus Illinois (4/15) with a solo home run and three runs scored.
- Cerny earned Big Ten Freshman of the Week on April 27 after hitting .444 over five IU wins. Five of his eight hits went for extra bases with three home runs and 11 RBIs on th week.
- A four-year letterwinner at Center Grove High School, Cerny was rated the No. 8 overall prospect and No. 2 shortstop in Indiana by Perfect Game.
- Following the COVID-19 pandemic year, Cerny missed most of his junior high school season and the summer due to a non-COVID illness, but returned to help his team to a conference championship as a senior.
- Made his collegiate debut in the series finale at Auburn (2/19) as a defensive replacement at second base and started his first collegiate game at second base against Miami (Ohio) (2/21) with his first hit and RBI in that contest.
- Sophomore **Evan Goforth** was a Big Ten All-Freshman Team pick in 2022 after playing in 26 games with 10 starts. His starts came at second base (2), third base (2), shortstop (5) and designated hitter (1).

Outfield

3	Carter Mathison	L/L	So.	Fort Wayne, Ind.	7	Ethan Vecrumba	L/R	Sr.	Bloomington, Ind.	28	Sam Murrison	R/R	Jr.	Boca Raton, Fla.
4	Hunter Jessee	L/L	Sr.	South Lebanon, Ohio	10	Morgan Colopy	R/R	R-Jr.	Centerville, Ohio					
5	Devin Taylor	L/R	Fr.	Cincinnati, Ohio	16	Bobby Whalen	R/R	R-Jr.	Camp Hill, Pa.					

- The most experienced group on the team patrols the outfield, with 432 career games started is guided by volunteer assistant **Zach Weatherford** in his second season on staff, as well as working the base runners.

- In four seasons as a student-athlete at Wright State - three playing for IU head coach **Jeff Mercer** - Weatherford set the WSU single season stolen base record (36) and won the Rawlings Gold Glove patrolling center field.

- Weatherford played one season in the Cleveland Guardians system, before getting his start in college coaching at Wright State as the director of operations.

- Sophomore **Carter Mathison** hit his first home run of the 2023 season - a first-inning grand slam - at Auburn (2/19) that set the tone for IU's 11-2 win in the series finale, which gave Mercer his 100th coaching victory at Indiana.
- Mathison got off to a slow start, but has picked up his production over the last 25 games. After hitting .235 for the first 31 games, he has clipped a .389 batting average in the last 28 games.

First 31 Games: .235 BA, 20 R, 23 H, 19 RBI, .350 OB%
Last 28 Games: .380 BA, 18 R, 38 H, 27 RBI, .508 OB%

- The Fort Wayne, Indiana, native set the Indiana freshman record for home runs with a team-best 19 during the 2022 season, a total that ranks No. 2 all-time in Big Ten history among freshmen (21 - **Brad Carlson**, Iowa; 1999).
- Mathison toppled **Alex Dickerson**'s mark of 14 home runs in 2009 and became the first freshman to lead Indiana in home run since **Sam Travis** (9) in 2012.
- He also tied IU's 34 year-old freshman RBI record with 58 in 2022, which equaled the mark of **Phil Dauphin** (1988) on his way to consensus Freshman All-America honors.
- Redshirt junior **Bobby Whalen** is in his third season with the program after a redshirt season at Louisville.
- A Pennsylvania high school wrestler, Whalen patrols center field with an edge that includes crashing into walls and multiple diving catches. Since 2021, Whalen left his feet on 21 occasions to rob opponents of possible extra bases.
- Whalen is from an athletic family with father, Bob (*Cornell wrestling*), sisters Ashton (*Villanova field hockey*) and Brett (*Notre Dame track and field*) and brother Cole (*Lafayette College baseball*) all participating in college athletics.
- After playing in just eight games as a redshirt freshman, Whalen started all 59 games in 2022 and reached base safely in 50 contests with at least one hit in 42 games.
- Whalen has reached base safely in 99 of 121 career starts with a hit in 86 contests. He has scored at least one run in 72 of those games.
- His aggressive approach also showed on the bases with a team-best 22 stolen bases in 2022. Whalen is just the fourth Hoosier since 2010 to reach the 20 stolen base mark and first since **Matt Gorski** (24) in 2018.

- Senior **Hunter Jessee** reached base safely in the final 19 games of 2022 - missing the final game due to an injury (hand) he suffered in a win over Maryland at the Big Ten Tournament - and reached in the first 15 games of 2023 to equate to a 34-game reached base streak

- Against Purdue, Jessee homered twice in the sixth inning of a 26-11 victory on Friday night. The occurrence has happened many times according to the NCAA record books, most recently by East Carolina's **Bryson Worrell** and Auburn's **Cole Foster**, who both did so in the NCAA Regional round for their schools.

- Jessee appeared in 14 of 15 games in 2020 (12 starts) then saw action in just 21 games in the 2021 campaign, before breaking out in 2022.

- The left-handed hitter became the first Indiana hitter to hit .400 in conference play since **Dustin DeMuth** (.448) in 2014 with a .402 batting average against Big Ten opposition in 2022.

- The South Lebanon, Ohio, native also posted highest single-season on-base percentage since Dickerson (.472) in 2010. That was thanks in part to 33 walks and four hit-by-pitch to only 33 strikeouts in 2022.

- Redshirt junior **Morgan Colopy** missed a good chunk of the 2022 season due to injury (wrist), but has started 65 career games at Indiana in the outfield. He has nine career home runs and 42 RBIs, with five and 21, respectively, coming as a redshirt freshman in 2021.

- One of the biggest hits of the season came from Colopy in the 10th inning of a scoreless game against Iowa. His two-run home run gave Indiana the win to square the series at one game apiece and eventually a Hoosier series win.

- After a decorated career at LaSalle High School in Cincinnati, freshman **Devin Taylor** has started 41 games and leads the team with 16 home runs in 2023.

- He had his breakout game against Bellarmine in the third game of the series with a 4-for-4 day, four runs scored, one walk and stole one base in the contest.

- He is a three-time Big Ten Freshman of the Week, winning the award on March 20, 27 and April 17. He claimed his first after hitting three home runs in a weekend series with Morehead State and then followed that by hitting .385 with five runs scored and a team-best eight RBIs in his first career Big Ten series with Ohio State.

MORE ON PAGE 3

- He then hit three home runs in a series against Illinois, which included a grand slam that opened the scoring in a series clinching victory. In four games, Taylor hit .500 with a 1.778 OPS, as seven of nine hits went for extra bases.

- Taylor is joining some select company in the Indiana record books, as he continues to climb the freshman home run charts.

Name	RBIs	Year
Carter Mathison	19	2022
Devin Taylor	16	2023
Alex Dickerson	14	2009
Mike Sabo	11	1985
Micah Johnson	11	2010
Tyler Cerny	10	2023

- With fellow freshman **Tyler Cerny** also reaching double-digit home runs, they are the first freshman duo to reach 10-plus home runs in the same season.

- His 10 home runs and 32 RBIs in Big Ten play, Taylor finished tied for No. 2 and No. 6, respectively, in Indiana history. He is just the fifth Hoosier to reach double-digit home runs in conference-only action in program history.

- He also continues to move up the freshman RBI charts.

Name	RBIs	Year
Carter Mathison	58	2022
Phil Dauphin	58	1988
Devin Taylor	57	2023
Josh Pyne	57	2022
Alex Dickerson	57	2009
Mike Sabo	57	1985
Jerrud Sabourin	53	2008
Bill Jordan	51	1986
Sam Travis	50	2012

- Taylor has been one of the top freshmen nationally this season, which includes leading Big Ten freshmen in a multitude of categories.

Category	Total	Rank
Batting Average	.317	2nd
OPS	1.100	1st
Runs	60	1st
Hits	59	3rd
Doubles	12	2nd
Home Runs	16	1st
RBIs	57	1st
Total Bases	123	1st
Slugging %	.661	1st
Walks	35	1st
On-Base %	.439	1st

- In Big Ten only games, Taylor has been just as productive.

Category	Total	Rank
Batting Average	.337	2nd
OPS	1.204	1st
Runs	31	1st
Hits	32	2nd
Doubles	5	5th
Home Runs	10	1st
RBIs	32	1st
Total Bases	71	1st
Slugging %	.747	1st
Walks	18	1st
On-Base %	.457	1st

- His 32 RBIs in conference only games were 13 more than the next closest B1G rookie, Penn State's Bobby Marsh (19). His 10 home runs were four clear of the next closest B1G freshman, teammate **Tyler Cerny** (6).

- With 32 RBIs in Big Ten play, Taylor finished No. 6 on the Indiana charts for conference only games.

Name	B1G RBIs	Year
1. Josh Phegley	45	2008
2. Mike Smith	36	1992
3. Cole Barr	35	2021
4. Grant Richardson	33	2021
Jerud Sabourin	33	2008
6. Devin Taylor	32	2023



On the Bump: Right-Handers

2	Luke Hayden	RHP	So.	Bloomington, Ind.
12	Craig Yoho	RHP	R-Sr.	Fishers, Ind.
14	Connor Foley	RHP	Fr.	Jasper, Ind.
27	Brooks Ey	RHP	Jr.	Philadelphia, Pa.
30	Seti Manase	RHP	Jr.	Puyallup, Washington
31	Evan Whiteaker	RHP	Fr.	West Chester, Ohio

34	Gabe Levy	RHP	Gr.+	Seattle, Wash.
37	Luke Sinnard	RHP	So.	Hendersonville, Tenn.
38	Cooper Katskee	RHP	Fr.	Greenwood Village, Colo.
39	Nathan Ball	LHP	Sr.	Perrysburg, Ohio
40	Ethan Phillips	RHP	Fr.	Dunedin, Fla.
43	Adrian Vega	RHP	So.	Miramar, Fla.

44	Cooper Hellman	RHP	So	Goshen, Ky.
45	Aydan Decker-Petty	RHP	Fr.	New Castle, Ind.
51	Brayden Risedorph	RHP	Fr.	Kendallville, Ind.
55	Wes Burton	RHP	Gr.	Santa Monica, Calif.

- The 2023 pitching staff features 20 student-athletes, and only four had thrown a pitch for the Cream and Crimson entering the season.

- All 19 available pitchers have appeared on the mound in 2023, the most in program history. The previous high came in 2011 when 18 arms were used.

- With experience at every level of baseball from high school to Major League Baseball, pitching coach **Dustin Glant** has impacted the IU staff in just two seasons.

- In 2023, IU's pitching staff is the first in program history to reach 500 strikeouts in back-to-back seasons, with the 558 punchouts in 2023 ranking tied for No. 2 all-time at IU.

- In his first year, Indiana became the second team in Big Ten history to reach the 600-strikeout mark in a season. In 2022, the Hoosiers joined Iowa (602 strikeouts) as the only Big Ten programs to strikeout 600 in a single season.

- The Hoosiers finished No. 2 in the Big Ten in total strikeouts (600) and strikeouts per nine innings (10.5), a total that sat No. 12 in Division I.

- During his time at Ball State, Glant's staff set a then-NCAA record with 11.1 strikeouts per nine innings during the 2019 season.

- Since 2019, Indiana has seen a Big Ten-best 19 student-athletes taken in the Major League Baseball Draft, with 11 of those pitchers.

- The 11 pitchers drafted includes eight of the possible 12 weekend starters over that span. All three weekend starters were picked in 2019 and 2021 and seven of the 11 had at least one year of eligibility remaining, with two drafted after their second full collegiate seasons.

- Fishers, Indiana, native **Craig Yoho** spent his first two collegiate seasons as a hitter at University of Houston, before transferring to Indiana for the 2021 season.

- Yoho suffered a pair of injuries that kept him out of the 2021 (arm) and 2022 (knee) seasons. In the offseason, he married the former Sydny Dusek on July 2, 2022 in Dripping Springs, Texas.

- The right-hander fired his first collegiate pitch against Miami (Ohio) on February 21, 2023 and worked two scoreless innings with five strikeouts in his first collegiate game in 1,082 days.

- He earned his first career victory in with one scoreless inning and two strikeouts against Georgetown at the Keith LeClair Classic in Greenville, North Carolina.

- The first save for Yoho came as part of a combined shutout at Northwestern (5/5). He tossed 2 1/3 innings scoreless with three hits, two walks and two strikeouts.

- Over 17 appearances in 2023, Yoho has piled up 59 strikeouts in 34 2/3 innings of work - 15.3 strikeouts per 9 innings - and walked just 17 batters.

- After one season at Western Kentucky, **Luke Sinnard** arrived on campus in Bloomington with 26 1/3 innings and has tripled that total in 2023.

- Sinnard earned his first action in the cream and crimson in the series finale at Auburn (2/19) with five innings of one-run work. He struck out four, walked one and allowed just one hit in a victory.

- The 6-foot-8 right-hander followed that with five innings of two-run work on Sunday at Texas (2/26) to earn the victory. He struck out seven with five hits allowed and no walks.

- A quality start versus Georgetown at the LeClair Classic in Greenville, North Carolina, was followed by a career-best 13 strikeouts over six innings of work (72% of outs via strikeout) against Morehead State. He allowed two runs on two hits in a no decision and was a part of the Collegiate Baseball Magazine National Player of the Week Honor Roll for his efforts.

- His first Big Ten outing lasted six innings in the middle game of the series versus Ohio State. He struck out eight, walked one and allowed four runs on eight hits in a no decision.

- A third quality start came against Iowa with six innings of scoreless work and 12 strikeouts. He didn't walk a batter and hit one batter in a no decision and a game that Indiana eventually won, 2-0, in the 10th inning.

- Entering the NCAA Lexington Regional, Sinnard is tied atop the program charts for single season strikeouts. He eclipsed the 100-strikeout mark at Michigan State, just the seventh Hoosier to reach the mark in program history.

	Name	Ks	Year
1.	Luke Sinnard	109	2023
	Eric Arnett	109	2009
	Vernon Wilshire	109	1934
4.	Matt Bashore	108	2009
5.	Claron Veller	107	1931
6.	Dan Ferrell	104	1996
7.	Pauly Minto	100	2019

- Sinnard struck out 28 batters over 26 1/3 innings at WKU in 2022 and has 109 punchouts in 84 1/3 innings of work in 15 starts in 2023.

- Sophomore **Luke Hayden** is a Bloomington, Indiana, native and appeared in 20 games with six starts in 2022. He collected four wins to rank No. 2 on the team.

- Hayden missed time during 2023 with a injury (wrist - non-throwing), but returned to close out the Ohio State victory and earn the win. He fired 3 1/3 innings and allowed one run on one hit with five strikeouts.

- As Indiana got set for the final weekend series of 2023, Hayden played a big role in the final midweek win. He threw the final four innings - a career-high-tying effort - and allowed just one run on three hits with four strikeouts to earn his first career save.

- Graduate transfer **Wes Burton** joins the staff a season after being a part of the College World Series championship team at Ole Miss.

- Burton earned his first career save with 2 1/3 scoreless innings at Penn State (4/2) in the series finale. He stranded the bases loaded in a three-run game in the seventh and struck out five of the final seven batters.

- Of the six freshmen pitchers that saw time on the mound in 2023, all six had earned their first victory by the midway point of the season and all made at least eight appearances - five with 10-or-more appearances.

- Connor Foley** owns three victories and three saves in 19 appearances with 40 strikeouts over 26 1/3 innings.

- His best outing came in the regular season finale at Michigan State with a three-inning save. He struck out eight batters and allowed two runs on three hits.

- Foley was a two-time all-state pick out of Jasper (Ind.) High School, where he helped the program to the Indiana High School Athletic Association Class 4A state championship as a junior. He struck out 86 batters 54 innings as a senior.

- Cooper Katskee** has appeared in 10 games with a 1-1 record and eight of his appearances have gone at least one inning. He earned his victory against Ball State with two innings of work and two strikeouts. He allowed four runs - just one earned - in relief.

- An earned honorable mention All-West Region on three occasions, Katskee led Colorado High School Activities Association Class 5A in regular season strikeouts (74) as a senior. He was a two-time state champion in football as a quarterback, once at Cherry Creek High School (Colo.) and once at Burke (Omaha, Neb.) High School.

- One of the long-relief arms in the Indiana bullpen, **Ethan Phillips** has logged 30 2/3 innings on the season with 25 strikeouts. Eight of his 12 relief outings have gone two-or-more innings.

- His best outing was 4 2/3 innings of relief against No. 10 Louisville, where he allowed one unearned run with four strikeouts to earn his second career victory.

- Phillips threw four innings against Evansville in the final midweek game to earn the victory - his fourth of the season - with one run allowed on four hits.

- His prep career at Calvary Christian High School in Dunedin, Florida, Phillips finished his career 7-0 with a 0.58 ERA over 48.2 career innings.

- Brayden Risedorph** has started five games with 23 total appearances. He owns a 2-1 record and six saves with 55 punchouts over 46 1/3 innings of work.

- His best start came at Cincinnati (4/19) with four scoreless innings and career-best seven strikeouts. He scattered two hits and did not walk a batter to earn the win.

- On the season, Risedorph owns 55 strikeouts, to rank No. 10 all-time for an IU freshman.

	Name	Ks	Year
1.	Edwards, Brad	69	1999
2.	Kraft, Ryan	59	2022
	Monar, Blake	59	2009
	Clifford, Tim	59	1978
5.	Jaques, Eric	58	1986
6.	Risedorph, Brayden	55	2023
7.	Hartschuh, Steve	54	1985
	Jones, Barry	54	1982
9.	Hart, Kyle	53	2012
	DeNato, Joey	53	2011

- Rated the No. 221 overall prospect and No. 66 right-handed pitcher nationally by Perfect Game, Risedorph was the No. 4 prospect in Indiana after striking out 74 batters in 39 innings of work as a senior.

- Evan Whiteaker** (pronounced *White-acre*) had success early in the season, worked through some adversity and then had his best outing in the Big Ten Tournament.

- After going 13 innings scoreless to start his career (8 appearances), he allowed seven runs over his next 1 1/3 innings (3 appearances).

- He fired a scoreless inning at Michigan State (5/18), before his 4 1/3 innings versus Illinois in the BIG postseason. Against the Fighting Illini, he allowed one unearned run on one hit, struck out six and did not walk a batter to earn the win.

- A top-15 recruit out of Ohio by Perfect Game, Whiteaker posted the lowest WHIP in program history at Lakota East. The right-hander also lettered in hockey.

On the Bump: Left-Handers

18	Grant Holderfield	LHP	So.	Oak Park, Ill.
29	Ryan Kraft	LHP	So.	Mokena, Ill.
39	Nathan Ball	LHP	Sr.	Perrysburg, Ohio

41	Ty Bothwell	LHP	R-Sr.	Hebron, Ind.
42	Ben Seiler	LHP	Sr.+	Albany, N.Y.

- Sophomore **Ryan Kraft** is in his second season on the mound after a rookie campaign that featured a team-high-tying 25 appearances with one start.
- In 44 career appearances, Kraft has fired more than one inning on 28 occasions, including 22 relief outings or two-or-more innings.
- The left-hander carried a 24 1/3-inning scoreless streak that spanned the series opener against Morehead State (3/15) to Maryland (4/30). During the eight outing stretch he allowed 18 hits - three doubles - and struck out 18 batters.
- Kraft earned his first career save with three scoreless innings in the series finale at Texas and is 6-0 on the season with five saves. Of his six wins, four have come in Big Ten play.
- In Big Ten play, Kraft tossed 36 innings - seven relief appearances and one start (Maryland, 4/30) - with six of seven relief appearances spanning four-or-more innings.
- He logged three saves in Indiana's four-game sweep of Bellarmine with just four base runners allowed and no earned runs in four total innings of work.
- In the first game of a doubleheader at Illinois, Kraft fired six scoreless innings to allow IU to rally for a 6-4 win. He scattered six hits, walked two and struck out three to earn the win.
- At Northwestern, Kraft entered in the second inning with IU trailing 1-0 and threw the next 7 1/3 innings to allow Indiana to rally for an extra inning win. He allowed one unearned run on four hits and one walk. He tied a career-high seven strikeouts in a no decision.
- Kraft finished off a **Brayden Risedorph** start against Purdue (5/13) with five innings of two-run work to earn his sixth win of the season. He allowed five hits, walked two and struck out four in the series clinching victory.
- Kraft finished tied for No. 2 among Indiana freshman all-time in strikeouts (59), just behind Brad Edwards (69; 1999). He equaled the mark of **Tim Clifford** (1978) and **Blake Monar** (2009), with his total the highest among IU freshman that were primarily relievers in program history.

- Among NCAA relievers, Kraft ranks No. 9 in innings pitched as a reliever (*doesn't include innings as a starter*).

Name	School	IP
Lucas Mahlstedt	Wofford	77
Simon Miller	UTSA	64
Brandon Decker	Oakland	62
James Sells	Middle Tennessee	59 1/3
Evan Aschenbeck	Texas A&M	58
Isaac Stebens	Oklahoma State	55 1/3
Thaniel Trumper	Kansas	55
Landon Higgerson	Radford	54 2/3
Ryan Kraft	Indiana	54 1/3
Ty Ruhl	Kansas State	51 1/3
Carter Campbell	Oklahoma	50 1/3

- The No. 85 left-handed pitching recruit nationally by Perfect Game as a senior in high school, two of Kraft's grandparents graduated from Indiana.
- A season after stranding all 18 inherited runners, **Grant Holderfield** will miss his sophomore season (injury).
- The left-hander didn't allow a run of his own 11 outings and issued two-or-fewer walks in 23 games over a team-high-tying 25 appearances in 2022.
- Holderfield posted two wins, two holds and two saves in his first collegiate season.
- Not the only student-athlete in the family, his brother Griffin was a right-handed pitcher at Creighton (2020-22) for three seasons.

- Redshirt senior **Ty Bothwell** owns 45 career appearances and 14 starts at Indiana. He owns 108 2/3 innings of work with 137 strikeouts.
- The southpaw owns a 9-5 record on the mound with one save and a .204 batting average against. His 6.71 hits per nine innings rank No. 32 among the NCAA active leaders.
- After starting the middle game of the season-opening series at Auburn, Bothwell threw just 8 1/3 innings over the next two months (seven appearances/three starts). A change to his windup and a few arm angle adjustments later, he helped possibly solidify IU's spot in the NCAA postseason.
- Bothwell started at Xavier (5/10) and allowed one run over three innings in a victory. He followed that with three innings against Purdue (5/14) and two runs allowed, then held Michigan State (5/20) to a pair of runs over 4 1/3 innings in the series finale win.
- In 2022, Bothwell took the mound in the third inning of a resumed game from the day before and tossed the final seven innings hitless against Minnesota (5/15).
- After 38 career appearances at Siena, **Ben Seiler** made his first career Indiana appearance in a start on opening night at Auburn (2/17).
- Seiler owns 57 career appearances with 184 strikeouts over 189 1/3 innings of work in his career.
- The Albany, New York, native owned the top single game strikeout mark in NCAA Division I during the 2022 season with 19 punchouts against Niagara (4/23/22).
- After making four starts to open his Indiana career, Seiler has appeared out of the bullpen his last three outings. He earned his first career save against Morehead State (3/16) with four shutout innings in relief. He struck out seven and only issued one walk.
- Seiler won his first game at Indiana with three innings of relief work at Northwestern (5/7). He allowed two runs - one earned - on three hits and struck out two in the series finale.



Catcher

6	Peter Serruto	R/R	Sr.+	Short Hills, N.J.	33	AJ Shepard	R/R	Fr.	Manassas, Va.
9	Brock Tibbitts	R/R	So.	New Albany, Ohio	35	Matthew Ellis	L/R	R-Sr.	Waddy, Ky.
15	Austin Bode	L/R	So.	Columbus, Ind.	36	Riley Langerman	R/R	Sr.+	Parker, Colo.

- After three seasons at Big Ten foe Rutgers, **Peter Serruto** transferred to Indiana after playing in 84 career games with 58 starts for the Scarlet Knights.
- In his first season at Indiana, Serruto appeared in 34 games with 23 starts behind the plate and earned his degree in liberal studies in 2022.
- Dating back to 2022, Indiana has won 11 straight games when Serruto drives in an RBI. The streak started against Illinois at the Big Ten Tournament on May 27, 2022 and continued after his RBI versus the Fighting Illini on May 23, 2023 at the Big Ten Tournament.
- Serruto was planned to be used on a rotation basis with Matthew Ellis. An injury to Ellis moved Serruto into an every day role at Penn State, which has led to him starting 33 of the last 34 games. In all, Serruto has caught 297 of the 310 total innings played (96 percent).
- At Texas on Feb. 26, Serruto gunned down three potential base stealers in a 4-2 Indiana victory in the series finale. He also caught one runner trying to advance to second on a wild pitch that got off the home plate dirt.
- Serruto continued his great play in 2023 with a 4-for-4 day at the plate with the game-tying RBI in the eighth inning of the series-clinching game versus Iowa. He scored two of the four runs, as well.
- In Big Ten play, Serruto started 22 of 24 games and hit .309 with 10 RBIs and 10 runs scored. He threw out 7-of-18 base runners (39%) and fielded .995 with just one error.
- Out of high school, Serruto was drafted in the 22nd round of the 2018 Major League Baseball Draft by the Cincinnati Reds after he was ranked the No. 62 catcher nationally by Perfect Game.

- Redshirt senior **Matthew Ellis** earned third-team All-Big Ten honors in 2022 after hitting 18 home runs and driving in 65 RBIs, both which rank among the top 10 on the IU single season charts
- Ellis suffered an injury at Penn State (4/1-2) and has missed the final 34 games of the season.
- In 2022, he finished tied for No. 7 on IU's single season home run charts (18) with **Kyle Schwarber** (2013) and **Alex Smith** (1986), and tied for No. 10 on the single season RBI charts (65) with **Seth Bynum** (2004), **Vasili Spanos** (2002) and **Doug DeVore** (1999).
- In 83 career starts, Ellis reached base safely in 71 of them with a hit in 51 games. He owns 85 RBIs and 22 home runs with a .265 batting average. His on-base percentage of .397 is bolstered by 55 walks and 11 hit-by-pitch.
- Ellis spent his first collegiate season at Tennessee, but did not appear in a game. He transferred to Walters State Community College and reached base in 76 of 87 games over two seasons.

- Sophomore **Brock Tibbitts** was No. 65 catcher nationally and No. 14 overall prospect in Ohio per Perfect Game as a prep and should see some time behind the plate during the 2023 season. **MORE INFO ON PAGE 7**
- Freshman **AJ Shepard** will miss the 2023 season due to injury. The catching prospect was rated the No. 359 overall prospect and No. 23 catcher nationally by Perfect Game as a senior and earned high honorable mention All-America from the publication.
- Older brother, Corey, was a collegiate swimmer at the United States Air Force Academy and competed at the 2020 USA Swimming Olympic Trials.
- A pair of transfers were added to the catching corps, in Louisville transfer **Austin Bode** and Maryland transfer **Riley Langerman**.
- Bode appeared in 16 games with one start at Louisville and helped the Cardinals to the NCAA Super Regional round in 2022. He hit .294 with five RBIs and owned a .409 on-base percentage.
- Langerman started 16 games over two seasons at Maryland after playing two seasons at Ventura (Calif.) College. He as a part of back-to-back NCAA Regional appearances, the 2022 Big Ten Championship team and Super Regional squad.
- Langerman made his first start at Indiana in a midweek game at Cincinnati (4/19). We worked one walk in three plate appearances.





Bullpen Tracker

Below is a listing of decisions (win or loss), holds and saves/blown saves from the Indiana bullpen in 2023.

NOTE: A hold occurs when a relief pitcher enters the game in a save situation and maintains the team's lead, while recording at least one out. In order for a pitcher to be credited with a hold one of two conditions must be met: 1) He enters with a lead of three runs or less and maintains that lead while recording at least one out. 2) He enters the game with the tying run on-deck, at the plate or on the bases, and records an out.

Opponent (Date)	Result	Pitcher	Line	Opponent (Date)	Result	Pitcher	Line
Miami (Ohio) (2/21)	Hold (1)	Whiteaker, Evan	1.0 IP, 1 BB, 2 K	at Indiana State (4/4)	Loss (1)	Katskee, Cooper	1.1 IP, 2 H, 1 R, 1 ER, 2 K
	Hold (1)	Foley, Connor	1.0, 1 R, 1 ER, 1 BB, 1 K	Iowa (4/8)	Win (3)	Kraft, Ryan	4.0 IP, 3 H, 2 BB, 5 K
at Texas (2/24)	Loss (1)	Levy, Gabe	1.1 IP, 3 H, 3 R, 3 ER, 1 BB, 1 K	Iowa (4/9)	Win (1)	Risedorph, Brayden	2.0 IP, 2 H, 1 R, 1 K
at Texas (2/25)	Loss (1)	Kraft, Ryan	1.0 IP, 3 H, 4 R, 2 ER, 2 BB, 1 K	Ball State (4/11)	Win (1)	Katskee, Cooper	2.0 IP, 4 H, 4 R, 1 ER, 2 K
at Texas (2/26)	Hold (1)	Hellman, Cooper	1.0 IP, 1 BB	at Illinois (4/14)	BS (2)/Loss (1)	Yoho, Craig	2.0 IP, 3 H, 3 R, 3 ER, 2 BB, 3 K
	Save (1)	Kraft, Ryan	3.0 IP, 1 H, 2 K	at Illinois-1 (4/15)	Win (4)	Kraft, Ryan	6.0 IP, 6 H, 2 BB, 3 K
vs. Georgetown (3/4)	Win (1)	Yoho, Craig	1.0 IP, 1 H, 1 BB, 2 K	Louisville (4/18)	Win (1)	Phillips, Ethan	4.2 IP, 1 H, 1 R, 3 BB, 4 K
	Save (2)	Kraft, Ryan	2.0 IP, 3 K	Ohio (4/21)	Win (5)	Kraft, Ryan	4.2 IP, 8 H, 4 R, 3 ER, 1 BB, 5 K
Bellarmine (3/9)	Win (1)	Foley, Connor	1.0 IP, 1 H		Save (1)	Foley, Connor	1.0 IP, 2 K
	Save (3)	Kraft, Ryan	1.0 IP, 1 H	at Ball State (4/25)	Win (1)	Vega, Adrian	2.2 IP, 3 H, 1 R, 1 ER, 2 BB, 3 K
Bellarmine (3/10)	Win (1)	Decker-Petty, Aydan	2.2 IP, 1 BB, 3 K		Hold (1)	Bothwell, Ty	0.1 IP, 2 R, 2 ER, 2 BB
	Hold (1)	Yoho, Craig	3.0 IP, 1 H, 5 K		Hold (1)	Levy, Gabe	1.0 IP, 1 H, 1 R, 1 ER, 1 BB, 1 K
	Save (4)	Kraft, Ryan	1.0 IP, 1 H, 3 K		Save (2)	Foley, Connor	2.0 IP, 2 K
Bellarmine (3/12)	Win (1)	Whiteaker, Evan	2.2 IP, 1 BB, 2 K	Maryland (4/30)	BS (1)/Loss (1)	Foley, Connor	0.2 IP, 2 R, 2 ER, 3 BB
	Save (5)	Kraft, Ryan	2.0 IP, 2 H, 2 R, 0 ER, 2 K	at Northwestern (5/5)	Save (1)	Yoho, Craig	2.1 IP, 3 H, 2 BB, 2 K
Morehead State (3/15)	Win (1)	Kraft, Ryan	1.0 IP	at Northwestern (5/6)	Win (3)	Foley, Connor	2.0 IP, 1 H, 2 BB, 2 K
Morehead State (3/16)	Win (2)	Foley, Connor	2.0 IP, 2 H, 1 R, 1 ER, 1 BB, 3 K		Save (3)	Risedorph, Brayden	1.0 IP, 1 K
	Save (1)	Seiler, Ben	4.0 IP, 1 BB, 7 K	at Northwestern (5/7)	Win (1)	Seiler, Ben	3.0 IP, 3 H, 2 R, 1 ER, 2 K
Morehead State (3/17)	Hold (1)	Kraft, Ryan	1.2 IP, 2 H, 2 BB, 2 K		Save (4)	Risedorph, Brayden	2.0 IP, 1 H, 1 R, 1 ER, 1 BB, 2 K
	BS (1)/Win (1)	Manase, Seti	1.1 IP, 2 H, 2 R, 1 ER, 2 K	at Xavier (5/10)	Hold (2)	Foley, Connor	2.0 IP, 1H, 4 K
Indiana State (3/21)	BS (1)/Win (2)	Yoho, Craig	0.2 IP, 1 H, 1 R, 2 BB, 2 K		Save (5)	Risedorph, Brayden	1.2 IP, 1 H, 2 K
Ohio State (3/25)	Win (1)	Levy, Gabe	4.0 IP, 3 H, 2 R, 1 ER, 2 BB, 2 K	Purdue (5/13)	Win (6)	Kraft, Ryan	5.0 IP, 5 H, 2 R, 2 ER, 2 BB, 4 K
	Hold (2)	Kraft, Ryan	4.0 IP, 4 H, 2 K	Purdue (5/14)	Hold (2)	Yoho, Craig	3.0 IP, 1 H, 1 BB, 5 K
Ohio State-1 (3/26)	BS (1)	Decker-Petty, Aydan	0.2 IP, 1 H, 2 R, 1 ER, 2 BB, 1 K	Evansville (5/16)	Hold (2)	Burton, Wes	1.0 IP, 1 BB, 2 K
	Win (3)	Yoho, Craig	2.1 IP, 2 H, 1 BB, 6 K		Save (1)	Hayden, Luke	4.0 IP, 3 H, 1 R, 1 ER, 2 BB, 5 K
Ohio State-2 (3/26)	Hold (1)	Risedorph, Brayden	0.2 IP, 1 H, 1 R, 1 BB	at Michigan State (5/18)	Blown Save (1)	Kraft, Ryan	1.1 IP, 4 H, 3 R, 3 ER, 1 BB
	Hold (1)	Seiler, Ben	2.0 IP, 3 H, 3 R, 3 ER, 2 BB, 1 K	at Michigan State (5/20)	Win (2)	Hayden, Luke	1.2 IP, 3 H, 1 R, 1 ER, 1 BB, 1 K
	Win (1)	Hayden, Luke	3.1 IP, 1 H, 1 R, 1 ER, 1 BB, 5 K		Save (3)	Foley, Connor	3.0 IP, 3 H, 2 R, 2 ER, 3 BB, 8 K
Kent State (3/28)	Hold (1)	Decker-Petty, Aydan	1.0 IP, 2 H, 1 K	vs. Illinois (5/23)	Win (2)	Whiteaker, Evan	4.1 IP, 1 H, 1 R, 6 K
	Hold (1)	Ball, Nathan	1.0 IP, 3 K		Save (6)	Risedorph, Brayden	0.2 IP, 1 H, 1 R, 1 BB, 1 K
	Hold (1)	Burton, Wes	1.0 IP, 1 K	vs. Iowa (5/25)	Blown Save (3)	Yoho, Craig	0.1 IP, 2 H, 3 R, 3 ER, 1 BB
	Hold (1)	Katskee, Cooper	2.0 IP, 1 R, 1 ER, 1 BB, 2 K		Loss (2)	Whiteaker, Evan	1.0 IP, 1 H, 1 R, 1 ER, 2 BB
	Hold (2)	Whiteaker, Evan	1.0 IP, 1 H, 1 R, 1 ER, 2 BB, 3 K				
	Save (1)	Risedorph, Brayden	1.0 IP, 2 K				
Penn State-1 (4/2)	Win (2)	Kraft, Ryan	5.1 IP, 1 H, 2 BB, 1 K				
Penn State-2 (4/2)	Win (4)	Yoho, Craig	3.0 IP, 2 H, 2 BB, 3 K				
	Save (1)	Burton, Wes	2.1 IP, 1 H, 1 BB, 5 K				

Individual Relief Breakdown (Statistics include only relief appearances)

Name	Win	Hold/Save	Loss/Blown Save	Name	Win	Hold/Save	Loss/Blown Save	Name	Win	Hold/Save	Loss/Blown Save
Ball, Nathan	--	1/--	--/--	Hellman, Cooper	--	1/--	--/--	Risedorph, Brayden	1	1/6	--/--
Bothwell, Ty	--	1/--	--/--	Katskee, Cooper	1	1/--	1/--	Seiler, Ben	1	1/1	--/--
Burton, Wes	--	2/1	--/--	Kraft, Ryan	6	2/5	1/1	Vega, Adrian	1	--/--	--/--
Decker-Petty, A.	1	1/--	--/1	Levy, Gabe	1	1/--	1/--	Whiteaker, Evan	2	2/--	--/--
Foley, Connor	3	2/3	1/1	Manase, Seti	1	--/--	--/1	Yoho, Craig	4	2/1	1/3
Hayden, Luke	2	--/1	--/--	Phillips, Ethan	2	--/--	--/--				



Going Yard

Below is a listing of home runs for the 2023 season, including expanded data for games where available.

Gm	Name	Inn.	On Base	Exit Velo	Launch Angle	Distance
1	Ellis, Matthew	2	1	--	--	--
3	Mathison, Carter	1	3	102.7	36	360 feet
4	Jessee, Hunter	1	--	102.5	29	403 feet
4	Jessee, Hunter	7	1	95.5	30	365 feet
9	Glasser, Phillip	3	--	102.0	36	386 feet
12	Jessee, Hunter	2	1	98.1	29	364 feet
12	Tibbitts, Brock	2	2	101.1	26	384 feet
13	Serruto, Peter	7	--	97.8	36	394 feet
15	Glasser, Phillip	3	1	95.8	45	346 feet
18	Taylor, Devin	1	--	110.8	24	400 feet
18	Taylor, Devin!	9	--	102.7	22	341 feet
19	Tibbitts, Brock!	4	--	93.4	41	--
19	Mathison, Carter	4	--	103.1	24	395 feet
19	Ellis, Matthew	4	1	103.2	24	409 feet
19	Pyne, Josh	4	1	101.3	26	428 feet
19	Taylor, Devin	4	--	99.2	39	--
21	Mathison, Carter	6	1	100.0	29	430 feet
22	Tibbitts, Brock!	2	--	96.5	27	373 feet
22	Cerny, Tyler!	5	--	101.1	23	410 feet
22	Ellis, Matthew	5	--	95.5	36	412 feet
23	Ellis, Matthew	7	2	109.9	29	452 feet
24	Taylor, Devin	3	1	110.9	30	428 feet
28	Cerny, Tyler	5	2	99.3	29	370 feet
28	Taylor, Devin!	7	--	109.9	21	408 feet
28	Glasser, Phillip!	9	--	93.7	34	370 feet
31	Colopy, Morgan*	10	1	95.5	35	330 feet
33	Mathison, Carter	1	1	97.0	28	387 feet
33	Tibbitts, Brock	4	2	101.0	28	426 feet
33	Tibbitts, Brock	6	1	101.3	34	391 feet
34	Taylor, Devin	1	--	108.1	40	426 feet
34	Taylor, Devin	7	1	104.0	26	381 feet
35	Pyne, Josh	3	1	93.6	27	371 feet
35	Tibbitts, Brock	6	--	92.3	32	352 feet
36	Taylor, Devin	3	3	104.2	43	--
36	Glasser, Phillip	5	2	93.0	44	368 feet
36	Cerny, Tyler !	6	--	101.2	29	394 feet
38	Cerny, Tyler !	2	--	102.6	33	388 feet
38	Taylor, Devin	7	2	108.6	23	422 feet
39	Taylor, Devin	1	1	111.2	33	464 feet
40	Cerny, Tyler	2	2	89.8	32	359 feet
40	Mathison, Carter	6	--	108.8	28	457 feet
40	Cerny, Tyler	6	1	102.0	21	419 feet
41	Taylor, Devin	3	1	101.6	30	425 feet
41	Whalen, Bobby	5	1	94.9	34	352 feet
43	Mathison, Carter	4	--	97.5	29	394 feet
43	Cerny, Tyler	7	--	95.4	26	365 feet
44	Mathison, Carter!	9	--	97.9	33	412 feet
45	Taylor, Devin	3	2	109.0	30	479 feet
45	Taylor, Devin	5	1	110.0	27	417 feet
46	Mathison, Carter	1	2	106.0	27	403 feet
49	Tibbitts, Brock	1	1	--	--	--
49	Pyne, Josh!	2	--	--	--	--
49	Tibbitts, Brock	3	1	--	--	--
49	Cerny, Tyler	4	--	--	--	--
50	Glasser, Phillip^	1	--	95.9	31	338 feet
50	Pyne, Josh	1	1	99.8	33	395 feet
50	Cerny, Tyler	4	1	104.7	28	434 feet
50	Taylor, Devin	4	1	110.1	37	435 feet
50	Tibbitts, Brock	4	--	105.7	24	419 feet
50	Jessee, Hunter!	6	--	100.5	29	413 feet
50	Serruto, Peter	6	--	99.8	24	383 feet
50	Jessee, Hunter	6	2	98.5	35	371 feet
51	Jessee, Hunter	3	1	98.2	27	377 feet
51	Tibbitts, Brock!	8	--	102.0	22	384 feet
51	Cerny, Tyler	8	1	102.6	33	393 feet
51	Glasser, Phillip	8	1	106.1	24	429 feet
52	Pyne, Josh	2	1	103.4	18	394 feet
53	Whalen, Bobby	3	1	97.0	25	375 feet
56	Taylor, Devin!	3	--	108.1	38	413 feet
56	Taylor, Devin!	5	--	109.8	35	411 feet
56	Mathison, Carter	6	--	111.7	28	435 feet
59	Whalen, Bobby	7	1	106.4	22	368 feet

72 total home runs

! - Home run led off an inning | * - Walk-off home run

^ - Leadoff home run (bottom/top 1st) | \$ - Pinch hit home run

NOTE: Data not available for game at Xavier.

The Last Time...

- Big Ten Tournament | % - NCAA Regional | ^ - NCAA Super Regional | \$ - College World Series

AN INDIANA TEAM...	
Won 15+ Consecutive Games	18 - March 10-April 6, 2013
Won 10+ Consecutive Games	12 - February 28-March 22, 2015
Won 10+ Consecutive Big Ten Games	10 - March 28-April 25, 2014
Won 5+ Consecutive Big Ten Games	6 - May 5-14, 2023
Lost 5+ Consecutive Games	5 - May 16-23, 2021
Lost 5+ Consecutive Big Ten Games	5 - May 16-23, 2021
Swept a Three-Game Series	Purdue; May 12-14, 2023
at Home	Purdue; May 12-14, 2023
on The Road	at Northwestern; May 5-7, 2023
Swept a Non-Conference Three-Game Series	Ohio; April 21-23, 2023
at Home	Ohio; April 21-23, 2023
on The Road	at Florida A&M; March 16-17, 2007
Swept a Three-Game Big Ten Series	Purdue; May 12-14, 2023
at Home	Purdue; May 12-14, 2023
on The Road	at Northwestern; May 5-7, 2023
Was Swept in a Three-Game Series	Maryland; April 28-30, 2023
at Home	Maryland; April 28-30, 2023
on The Road	at Iowa; May 19-21, 2022
Was Swept in a Three-Game Non-Conference Series	at Troy; March 11-13, 2022
at Home	Minnesota; April 22-23, 2011
on The Road	at Troy; March 11-13, 2022
Was Swept in a Three-Game Big Ten Series	Maryland; April 28-30, 2023
at Home	Maryland; April 28-30, 2023
on The Road	at Iowa; May 19-21, 2022
Played An Extra-Inning Game	W, 5-2 (12 innings) - at Northwestern; May 6, 2023
Won An Extra-Inning Game	W, 5-2 (12 innings) - at Northwestern; May 6, 2023
Lost An Extra-Inning Game	L, 5-6 (11 innings) - vs. Maryland; May 26, 2022 #
Played Consecutive Extra-Inning Games	April 2 & 4, 2017; Nebraska (T, 1-1; 11 innings), Ball State (W, 3-2; 11 innings)
Played Three Consecutive Extra-Inning Games	March 15-17, 2011; vs. Jacksonville (W, 7-6; 10 innings), vs. UMass (W, 11-10; 11 innings), vs. Bucknell (L, 4-5; 10 innings)
Won Consecutive Games in Extra Innings	March 15-16, 2011; vs. Jacksonville (W, 7-6; 10 innings), vs. UMass (W, 11-10; 11 innings)
Won on a Walk-Off	W, 2-0 - Iowa; April 8, 2023
Won Consecutive Games Via A Walk-Off	Morgan Colopy two-run home run in the 10th inning April 11 & 13, 2012; Indiana State (W, 8-7), Michigan State (W, 3-2) Chris Sujka RBI bunt single in the ninth inning Michael Basil scored on wild pitch in ninth inning
AN INDIANA OFFENSE...	
Scored 40+ Runs	45 - Butler; April 11, 1896
Scored 30+ Runs	30 - IU-Southeast; April 30, 1997
Scored 25+ Runs	26 - Purdue; May 12, 2023
Scored 20+ Runs	26 - Purdue; May 12, 2023
Scored 15+ Runs	26 - Purdue; May 12, 2023
Scored 10+ Runs In An Inning	11 (7th inning) - Indiana State; March 21, 2023
Scored 9+ Runs In An Inning	11 (7th inning) - Indiana State; March 21, 2023
Scored 8+ Runs In An Inning	8 (6th Inning) - Purdue; May 12, 2023
Had 30+ Hits	N/A
Had 25+ Hits	25 - Purdue; May 12, 2023
Had 20+ Hits	25 - Purdue; May 12, 2023
Had 20+ Hits in Back-to-Back Games	N/A
Had 9+ Home Runs	9 - at Maryland; March 30, 2019
Had 8+ Home Runs	8 - Purdue; May 12, 2023
Had 7+ Home Runs	8 - Purdue; May 12, 2023
Had 6+ Home Runs	8 - Purdue; May 12, 2023
Had 5+ Home Runs	8 - Purdue; May 12, 2023
Hit Back-To-Back Home Runs	5th Inning, Tyler Cerny (solo)/Matthew Ellis (solo) - Ohio State; March 25, 2023
Hit Back-To-Back-To-Back Home Runs	3rd Inning, Kyle Schwarber (two-run), Sam Travis (solo) and Scott Donley (solo) - at Iowa; May 3, 2009
Had 3+ Triples	3 - vs. Valparaiso; March 2, 2008
Had 9+ Doubles	9 - Kentucky; March 15, 2022
Had 8+ Doubles	9 - Kentucky; March 15, 2022
Had 7+ Doubles	7 - Butler; February 28, 2023
Had 6+ Doubles	7 - Butler; February 28, 2023
Had 15+ Walks	16 - Ball State; April 18, 2018
Had 10+ Walks	11 - Butler; February 28, 2023
Had 10+ Stolen Bases	12 - Indiana State; April 18, 2006
Had 9+ Stolen Bases	9 - at North Florida; March 14, 2007
Had 8+ Stolen Bases	8 - Butler; February 28, 2023
Didn't Strikeout in a Game	Iowa; April 1, 2012
Had Two or Fewer Strikeouts	2 - Xavier-1; March 20, 2022
Was Shut Out	at Indiana State (0-4); April 4, 2023
at Home	Penn State (0-3); April 5, 2019
on The Road	at Indiana State (0-4); April 4, 2023
Neutral Site	vs. Stanford (0-13); February 27, 2022
Back-To-Back Games	May 20-21, 2016 (at Nebraska [0-2], at Nebraska [0-3])
Three-Straight Games	April 23-24, 1954 (Ohio State [0-2], Ohio State [0-5], Ohio State [0-8])

AN INDIANA PITCHING STAFF...

Threw a No-Hitter	McCade Brown (5 IP); Braydon Tucker (4 IP); Illinois, April 10, 2021
Held Opponent To 1 Hit	Minnesota-1; May 15, 2022
Held Opponent To 2 Hits	Purdue Fort Wayne; March 8, 2022
Struck Out 20+ Batters	21 - Ball State; April 18, 2018
Struck Out 15+ Batters	16 - at Cincinnati; April 19, 2023
Did Not Issue A Walk	Morehead State; March 15, 2023
Shut Out An Opponent	at Northwestern (4-0); May 5, 2023
at Home	Iowa (2-0); April 8, 2023
on The Road	at Northwestern (4-0); May 5, 2023
Neutral Site Game	vs. Washington (1-0); March 18, 2019
Postseason Game	vs. Texas Southern (6-0); June 2, 2018 %
Back-To-Back Shutouts	2014 (Western Kentucky [1-0], Michigan State [7-0])
Three Straight Shutouts	March 24-26, 1988 (at Butler [14-0], at Rose-Hulman [10-0], at Rose-Hulman [2-0])
Four Straight Shutouts	April 6-10, 1937 (Carleton [8-0], DePauw [7-0], Miami (Ohio) [10-0], Miami (Ohio) [7-0])
Shut Out A Big Ten Opponent	at Northwestern (4-0); May 5, 2023
at Home	Iowa (2-0); April 8, 2023
on The Road	at Northwestern (4-0); May 5, 2023
Neutral Site	vs. Michigan (5-0); May 22, 2014 #

AN INDIANA BATTER HAD...

Hit for the Cycle	Josh Phegley; Valparaiso, March 2, 2008
Walk-Off Hit	Morgan Colopy (2-run HR); Iowa, April 8, 2023
Walk-Off Home Run	Morgan Colopy (2-run HR); Iowa, April 8, 2023
8+ At-Bats	8 - Jeremy Houston; Ball State, April 18, 2018
5 Hits	5 - Phillip Glasser; Bellarmine, March 11, 2023
4+ Hits	4 - Brock Tibbitts; Purdue, May 13, 2023
2+ Hits In An Inning	Hunter Jessee (bottom sixth; solo HR & 3-run HR); Purdue, May 12, 2023
6 Runs Scored	6 - Phillip Glasser; Purdue, May 12, 2023
5+ Runs Scored	6 - Phillip Glasser; Purdue, May 12, 2023
4+ Runs Scored	6 - Phillip Glasser; Purdue, May 12, 2023
3+ Doubles	3 - Phillip Glasser; Kentucky, March 15, 2022
2+ Triples	2 - Casey Rodriguez; College of Charleston, February 28, 2015
4 Home Runs	4 - Byron Bradley; Tri-State, March 5, 1992
3+ Home Runs	3 - Grant Richardson; Maryland, March 30, 2019
2+ Home Runs	2 - Devin Taylor; at Michigan State, May 20, 2023
Inside-The-Park Home Run	Matt Gorski; at Purdue, April 25, 2018
Pinch Hit Home Run	Carter Mathison (9th inning, 3-run HR); at Indiana State, April 12, 2022
Leadoff Home Run (Top or bottom of 1st inning)	Phillip Glasser; Purdue, May 12, 2023
2+ HR In An Inning	Hunter Jessee (bottom sixth; solo HR & 3-run HR); Purdue, May 12, 2023
Hit a Grand Slam	Devin Taylor; at Illinois-2, April 15, 2023
A Walk-Off Grand Slam	Logan Kaletha; vs. South Alabama, February 18, 2018
10+ RBIs	Never
9+ RBIs	9 - Mike Smith; Milwaukee, March 1, 1992
8+ RBIs	N/A
7+ RBIs	7 - Matt Ellis; at Missouri State, March 5, 2022
15+ Total Bases	15 - Josh Phegley; at Northwestern, March 24, 2017
10+ Total Bases	12 - Hunter Jessee; Purdue, May 12, 2023
5+ Walks	5 - Logan Sowers; Ball State, April 18, 2018
4+ Walks	4 - Jeremy Houston; vs. Nebraska, May 9, 2021
3+ Walks	3 - Phillip Glasser; at Xavier, May 10, 2023
4+ Stolen Bases	4 - Micah Johnson; Evansville, March 27, 2011
3+ Stolen Bases	3 - Tyler Cerny; Butler, February 28, 2023
Stole Home	Hunter Jessee (7th Inning); vs. Butler, April 26, 2022
3+ Hit By Pitches	3 - Tyler Cerny; Butler, February 28, 2023

AN INDIANA PITCHER HAD...

A Perfect Game	N/A
A No-Hitter	McCade Brown (5 IP); Braydon Tucker (4 IP); Illinois, April 10, 2021
A Complete Game No-Hitter	Mark Gramer (7 IP); Rose-Hulman, April 25, 1984
A Complete Game (9 Inn.)	Bradley Brehmer; vs. Illinois, May 27, 2022 #
A Complete-Game Shutout	Kyle Hart (9.0 IP); Georgia Southern, April 21, 2012
at Home	Kyle Hart (9.0 IP); Georgia Southern, April 21, 2012
on The Road	Tyler Tufts (7.0 IP); at Penn State, April 29, 2006
Neutral Site	Pauly Milto (9.0 IP); vs. Texas Southern, June 2, 2018 %
Big Ten Game	Tyler Tufts (7.0 IP); at Penn State, April 29, 2006
as a Freshman	Tyler Tufts (7.0 IP); at Penn State, April 29, 2006
Postseason Game	Pauly Milto (9.0 IP); vs. Texas Southern, June 2, 2018 %
16 Strikeouts	16 - McCade Brown; Penn State, March 13, 2021
15+ Strikeouts	16 - McCade Brown; Penn State, March 13, 2021
10+ Strikeouts	10 - Luke Sinnard; at Michigan State, May 18, 2023

AN INDIANA DEFENSE...

Turned 5+ Double Plays	6 - at Michigan State; May 17, 2008
Turned 4+ Double Plays	4 - vs. Texas A&M; June 3, 2018 %
Turned 3+ Double Plays	3 - at Illinois-2; April 15, 2023
Turned A Triple Play	vs. Radford; May 30, 2015 %
Had 5+ Errors	5 - vs. Nebraska; May 8, 2021
Had 4+ Errors	4 - vs. Iowa; May 25, 2023
Threw Out 4 Base Runners	4 - Northern Illinois; March 17, 2018
Threw Out 3 Base Runners	3 - at Texas; February 26, 2023

Hit It Hard

Top 10 Exit Velocities

Below is a listing of the top-10 hardest hit balls by IU in 2023.

Exit Velocity	Name	Opponent	Result
114.06	Colopy, Morgan	Purdue Fort Wayne (3/8)	Double
111.67	Mathison, Carter	at Michigan State (5/20)	Home Run
111.23	Taylor, Devin	Ohio (4/21)	Home Run
111.03	Taylor, Devin	Ball State (4/11)	Double
110.92	Taylor, Devin	Ohio State-2 (3/26)	Home Run
110.85	Ellis, Matthew	vs. Long Beach State (3/5)	Single
110.83	Taylor, Devin	Morehead State (3/15)	Home Run
110.81	Ellis, Matthew	Ohio State-1 (3/26)	Home Run
110.27	Colopy, Morgan	Ball State (4/11)	Out
110.10	Taylor, Devin	Purdue (5/12)	Home Run

NOTE: Data not available for game at Xavier.

Individual Exit Velocities

Below is a listing of each IU student-athlete's average and top exit velocity of the 2023 season.

Name	Top EV	Average EV
Cerny, Tyler	104.68	87.67
Colopy, Morgan	114.06	87.68
De Goti, Jorge	94.49	85.18
Ellis, Matthew	110.85	90.27
Glasser, Phillip	106.13	86.46
Goforth, Evan	101.26	72.67
Jessee, Hunter	107.09	88.85
Langerman, Riley	79.95	68.40
Mathison, Carter	111.67	90.25
Murrison, Sam	100.10	84.68
Pyne, Josh	109.12	84.58
Serruto, Peter	102.90	85.23
Taylor, Devin	111.23	89.69
Tibbitts, Brock	109.72	88.70
Vecrumba, Ethan	102.82	96.27
Whalen, Bobby	109.64	85.61

NOTE: Data not available for game at Xavier.

Barrel Count

Below is a listing of each IU student-athlete's total barreled balls in 2023.

Name	'23 Barrels	Career
Cerny, Tyler	11	11
Colopy, Morgan	3	9
Ellis, Matthew	8	29
Glasser, Phillip	8	15
Jessee, Hunter	9	14
Mathison, Carter	14	31
Murrison, Sam	--	1
Pyne, Josh	6	13
Serruto, Peter	3	4
Taylor, Devin	20	20
Tibbitts, Brock	15	33
Whalen, Bobby	5	9

NOTE: A barreled ball is 98-plus exit velocity and a 10-35 degree launch angle. Barreled balls include only balls put in play. Data not available for game at Xavier.



Season Statistics

Record: 41-18 Home: 26-4 Away: 13-11 Neutral: 2-3 Big Ten: 16-8

Player	avg	gp-gs	ab	r	h	2b	3b	hr	rbi	tb	slg%	bb	hp	so	gdp	ob%	sf	sh	sb-att	po	a	e	fld%
9 Tibbitts, Brock	.372	59-59	223	59	83	16	3	10	66	135	.605	33	12	34	4	.465	7	0	1-1	446	29	6	.988
1 Glasser, Phillip	.351	59-59	248	65	87	19	1	6	44	126	.508	35	9	28	3	.443	4	0	14-17	59	135	10	.951
5 Taylor, Devin	.317	51-47	186	60	59	12	2	16	57	123	.661	35	6	41	1	.439	1	0	1-2	66	3	6	.920
3 Mathison, Carter	.311	59-57	209	39	65	13	3	9	46	111	.531	40	7	57	2	.431	4	2	3-5	21	1	4	.846
32 Pyne, Josh	.300	58-58	237	47	71	15	2	5	54	105	.443	24	3	44	3	.364	5	0	3-3	40	97	11	.926
4 Jessee, Hunter	.287	52-50	181	40	52	12	0	6	33	82	.453	21	11	47	3	.387	4	1	5-5	64	4	5	.932
8 Cerny, Tyler	.280	56-54	211	47	59	9	4	10	43	106	.502	11	13	49	4	.349	3	0	10-12	104	134	9	.964
16 Whalen, Bobby	.274	59-58	237	55	65	14	1	3	37	90	.380	31	7	57	6	.369	4	1	4-7	133	5	1	.993
6 Serruto, Peter	.268	50-45	153	20	41	4	0	2	15	51	.333	13	0	36	4	.323	1	9	0-0	406	35	3	.993

11 De Goti, Jorge	.429	6-0	7	1	3	1	0	0	1	4	.571	0	0	2	0	.429	0	0	0-0	1	0	0	1.000
35 Ellis, Matthew	.250	25-24	76	10	19	3	0	4	20	34	.447	15	4	19	1	.392	2	0	0-0	109	6	0	1.000
7 Vecrumba, Ethan	.200	9-0	5	4	1	0	1	0	1	3	.600	1	0	2	0	.333	0	0	1-1	0	0	0	.000
10 Colopy, Morgan	.167	43-12	54	7	9	3	0	1	14	15	.278	12	2	14	4	.333	1	0	0-0	28	0	1	.966
28 Murrison, Sam	.125	35-1	8	4	1	1	0	0	2	2	.250	2	0	2	0	.300	0	0	1-1	4	0	0	1.000
19 Goforth, Evan	.063	13-6	16	3	1	0	0	0	0	1	.063	5	0	6	1	.286	0	1	0-0	13	8	1	.955
36 Langerman, Riley	.000	13-1	7	0	0	0	0	0	1	0	.000	1	0	4	0	.111	1	0	0-0	39	3	0	1.000
Totals	.299	59	2058	461	616	122	17	72	434	988	.480	279	74	442	36	.396	37	14	43-54	1564	521	66	.969
Opponents	.262	59	2011	345	526	115	5	62	308	837	.416	252	81	558	25	.363	20	19	30-47	1522	557	56	.974

LOB - Team (479), Opp (474). DPs turned - Team (29), Opp (46). IBB - Team (5), Mathison 3, Taylor 2, Opp (1). Picked off - Pyne 1.

(All games Sorted by Earned run avg)

Player	era	w-l	app	gs	cg	sho	sv	ip	h	r	er	bb	so	2b	3b	hr	b/avg	wp	hp	bk	sfa	sha
37 Sinnard, Luke	4.16	6-3	15	15	0	0/2	0	84.1	81	42	39	25	109	20	0	14	.248	5	7	1	2	2

29 Kraft, Ryan	2.51	6-1	19	1	0	0/1	5	57.1	55	22	16	21	49	12	1	2	.251	1	7	0	1	3
30 Manase, Seti	2.73	2-2	15	13	0	0/0	0	33.0	32	19	10	16	25	11	1	5	.256	2	2	0	2	3
12 Yoho, Craig	3.37	4-1	17	0	0	0/1	1	34.2	31	14	13	17	59	3	0	4	.235	3	9	0	0	1
55 Burton, Wes	3.86	0-0	12	0	0	0/0	1	14.0	5	6	6	14	17	0	0	1	.114	4	2	0	1	0
14 Foley, Connor	4.10	3-2	19	0	0	0/0	3	26.1	15	12	12	21	40	2	0	3	.167	1	5	1	0	0
31 Whiteaker, Evan	4.12	2-0	13	2	0	0/0	0	19.2	10	10	9	11	23	0	0	2	.152	5	1	0	1	1
45 Decker-Petty, Aydan	4.35	1-0	8	0	0	0/0	0	10.1	9	7	5	6	10	2	0	1	.225	0	1	0	0	0
51 Risedorph, Brayden	4.47	2-1	23	5	0	0/0	6	46.1	45	32	23	15	55	6	1	2	.247	4	9	1	4	2
40 Phillips, Ethan	4.70	4-0	14	2	0	0/0	0	30.2	28	17	16	16	25	5	0	4	.248	2	8	1	0	0
42 Seiler, Ben	5.72	1-3	19	7	0	0/0	1	39.1	45	29	25	19	34	7	0	1	.288	3	4	0	2	2
43 Vega, Adrian	7.00	1-0	11	0	0	0/0	0	18.0	23	14	14	7	18	6	1	3	.315	1	0	0	4	0
41 Bothwell, Ty	7.03	4-2	12	8	0	0/0	0	24.1	23	21	19	20	22	8	0	2	.250	1	7	1	0	1
38 Katskee, Cooper	7.50	1-1	10	0	0	0/0	0	12.0	15	13	10	6	12	5	0	3	.319	3	3	0	1	0
44 Hellman, Cooper	7.71	0-0	7	0	0	0/0	0	4.2	7	4	4	1	2	1	0	1	.350	1	3	0	0	0
2 Hayden, Luke	9.43	2-0	13	2	0	0/0	1	21.0	29	22	22	14	20	4	0	6	.349	6	2	0	0	1
27 Ey, Brooks	10.72	1-0	12	3	0	0/0	0	22.2	40	28	27	9	16	12	0	3	.392	2	6	0	1	3
34 Levy, Gabe	11.21	1-2	12	1	0	0/0	0	17.2	27	26	22	9	15	9	1	5	.333	2	2	1	1	0
39 Ball, Nathan	12.60	0-0	6	0	0	0/0	0	5.0	6	7	7	5	7	2	0	0	.300	3	3	0	0	0
Totals	5.16	41-18	59	59	0	2/2	18	521.1	526	345	299	252	558	115	5	62	.262	49	81	6	20	19
Opponents	7.59	18-41	59	59	0	1/1	8	507.1	616	461	428	279	442	122	17	72	.299	47	74	5	37	14

PB - Team (6), Serruto 4, Ellis 2, Opp (14). Pickoffs - Team (11), Sinnard 2, Serruto 2, Seiler 1, Whiteaker 1, Phillips, E. 1, Hayden 1, Kraft 1, Bothwell 1, Manase 1, Opp (1). SBA/ATT - Serruto (27-39), Sinnard (6-7), Ellis (3-6), Foley (3-5), Bothwell (5-5), Yoho (3-4), Ey (4-4), Manase (2-3), Seiler (0-3), Risedorph (2-3), Burton (1-3), Vega (2-2), Hayden (0-2), Phillips, E. (1-2), Ball (1-1), Hellman (0-1), Kraft (0-1), Katskee (0-1).

Big Ten Only Statistics

Record: 16-8 Home: 8-4 Away: 8-4 Big Ten: 16-8

Player	avg	gp-gs	ab	r	h	2b	3b	hr	rbi	tb	slg%	bb	hp	so	gdp	ob%	sf	sh	sb-att	po	a	e	fld%
9 Tibbitts, Brock	.385	24-24	96	26	37	8	0	4	23	57	.594	12	6	14	2	.470	3	0	0-0	195	11	3	.986
3 Mathison, Carter	.365	24-22	85	17	31	4	2	4	22	51	.600	16	3	24	0	.472	2	1	1-2	0	0	0	.000
5 Taylor, Devin	.337	24-24	95	31	32	5	2	10	32	71	.747	18	3	21	1	.457	0	0	0-1	37	3	2	.952
32 Pyne, Josh	.313	24-24	99	21	31	2	2	3	27	46	.465	12	1	12	2	.389	1	0	2-2	17	46	4	.940
6 Serruto, Peter	.309	23-22	81	10	25	4	0	1	10	32	.395	4	0	15	1	.337	1	3	0-0	196	19	1	.995
4 Jessee, Hunter	.299	22-21	77	18	23	6	0	3	15	38	.494	9	4	20	2	.391	2	0	0-0	22	1	3	.885
1 Glasser, Phillip	.276	24-24	105	27	29	6	0	4	13	47	.448	14	2	16	1	.369	1	0	2-2	23	58	2	.976
16 Whalen, Bobby	.270	24-24	100	23	27	6	1	0	15	35	.350	12	4	27	3	.361	3	0	0-1	69	1	1	.986
8 Cerny, Tyler	.202	24-24	94	17	19	3	1	6	16	42	.447	2	7	24	1	.272	0	0	4-4	49	68	3	.975

10 Colopy, Morgan	.250	18-2	12	1	3	1	0	1	4	7	.583	3	0	3	1	.400	0	0	0-0	8	0	0	1.000
35 Ellis, Matthew	.238	5-5	21	2	5	0	0	2	7	11	.524	1	0	6	0	.261	1	0	0-0	14	0	0	1.000
36 Langerman, Riley	.000	4-0	2	0	0	0	0	0	0	0	.000	0	0	1	0	.000	0	0	0-0	4	1	0	1.000
7 Vecrumba, Ethan	.000	2-0	0	0	0	0	0	0	0	0	.000	0	0	0	0	.000	0	0	0-0	0	0	0	.000
28 Murrison, Sam	.000	15-0	0	0	0	0	0	0	0	0	.000	0	0	0	0	.000	0	0	0-0	1	0	0	1.000
Totals	.302	24	867	193	262	45	8	38	184	437	.504	103	30	183	14	.390	14	4	9-12	648	235	22	.976
Opponents	.277	24	839	149	232	52	3	27	131	371	.442	104	35	217	15	.376	9	8	11-18	637	229	16	.982

LOB - Team (188), Opp (198). DPs turned - Team (18), Opp (17). IBB - Team (2), Taylor 1, Mathison 1, Opp (1). Picked off - Pyne 1.

(Big Ten games only Sorted by Earned run avg)

Player	era	w-l	app	gs	cg	sho	sv	ip	h	r	er	bb	so	2b	3b	hr	b/avg	wp	hp	bks	sfa	sha
29 Kraft, Ryan	2.50	4-0	8	1	0	0/1	0	36.0	34	11	10	15	25	9	1	0	.260	1	5	0	1	1
37 Sinnard, Luke	5.48	2-3	8	8	0	0/2	0	44.1	51	28	27	15	57	12	0	9	.287	4	5	1	1	1

43 Vega, Adrian	0.00	0-0	2	0	0	0/0	0	2.1	2	0	0	0	2	0	0	0	.222	0	0	0	0	0
12 Yoho, Craig	2.91	2-1	8	0	0	0/1	1	21.2	18	7	7	12	33	3	0	3	.222	3	6	0	0	1
55 Burton, Wes	3.24	0-0	5	0	0	0/0	1	8.1	4	3	3	5	9	0	0	1	.154	1	0	0	1	0
38 Katskee, Cooper	3.38	0-0	3	0	0	0/0	0	2.2	3	1	1	1	2	1	0	0	.300	1	0	0	0	0
30 Manase, Seti	4.15	0-1	6	6	0	0/0	0	13.0	15	6	6	8	9	5	1	2	.300	1	1	0	1	1
14 Foley, Connor	4.50	1-1	6	0	0	0/0	1	10.0	5	5	5	11	19	1	0	1	.152	1	1	0	0	0
41 Bothwell, Ty	4.91	1-0	2	2	0	0/0	0	7.1	7	4	4	3	4	1	0	0	.241	0	0	1	0	0
42 Seiler, Ben	5.02	1-1	8	1	0	0/0	0	14.1	12	10	8	4	12	1	0	1	.226	1	2	0	1	0
2 Hayden, Luke	5.62	2-0	4	1	0	0/0	0	8.0	10	5	5	3	9	2	0	3	.313	1	0	0	0	0
51 Risedorph, Brayden	7.17	1-1	9	2	0	0/0	2	21.1	25	23	17	8	22	2	1	2	.287	1	6	1	3	2
27 Ey, Brooks	9.82	1-0	5	2	0	0/0	0	11.0	20	13	12	5	4	6	0	1	.417	1	1	0	0	2
45 Decker-Petty, Aydan	12.00	0-0	3	0	0	0/0	0	3.0	4	6	4	4	2	1	0	1	.286	0	1	0	0	0
34 Levy, Gabe	12.60	1-0	3	0	0	0/0	0	5.0	9	8	7	2	3	3	0	1	.375	1	0	0	0	0
40 Phillips, Ethan	19.29	0-0	4	0	0	0/0	0	4.2	10	10	10	2	4	3	0	2	.417	1	5	1	0	0
39 Ball, Nathan	22.50	0-0	2	0	0	0/0	0	2.0	3	5	5	2	0	2	0	0	.375	2	2	0	0	0
31 Whiteaker, Evan	36.00	0-0	2	1	0	0/0	0	1.0	0	4	4	4	1	0	0	0	.000	1	0	0	1	0
Totals	5.62	16-8	24	24	0	2/2	5	216.0	232	149	135	104	217	52	3	27	.277	21	35	4	9	8
Opponents	7.63	8-16	24	24	0	0/0	5	212.1	262	193	180	103	183	45	8	38	.302	16	30	2	14	4

PB - Team (2), Serruto 2, Opp (4). Pickoffs - Team (6), Serruto 2, Bothwell 1, Sinnard 1, Kraft 1, Manase 1, Opp (1). SBA/ATT - Serruto (11-18), Bothwell (3-3), Risedorph (2-3), Sinnard (2-2), Burton (0-2), Seiler (0-2), Yoho (1-2), Foley (1-2), Manase (1-1), Phillips, E. (1-1).



Big Ten Tournament Statistics

Record: 1-2 Home: 0-0 Away: 0-0 Neutral: 1-2 Big Ten: 0-0

Player	avg	gp-gs	ab	r	h	2b	3b	hr	rbi	tb	slg%	bb	hp	so	gdp	ob%	sf	sh	sb-att	po	a	e	fld%
6 Serruto, Peter	.375	3-3	8	1	3	0	0	0	1	3	.375	2	0	2	0	.500	0	1	0-0	26	0	1	.963
1 Glasser, Phillip	.364	3-3	11	2	4	0	0	0	2	4	.364	3	0	2	1	.500	0	0	1-1	2	10	1	.923
4 Jessee, Hunter	.300	3-3	10	3	3	0	0	0	1	3	.300	0	2	4	0	.417	0	0	1-1	9	0	0	1.000
8 Cerny, Tyler	.300	3-3	10	1	3	1	0	0	0	4	.400	1	1	2	0	.417	0	0	0-1	6	4	1	.909
3 Mathison, Carter	.300	3-3	10	0	3	0	0	0	0	3	.300	2	0	4	0	.417	0	1	0-0	0	0	0	.000
16 Whalen, Bobby	.250	3-3	12	2	3	0	0	1	2	6	.500	1	1	4	0	.357	0	0	1-1	3	0	0	1.000
5 Taylor, Devin	.167	3-3	12	2	2	0	0	0	1	2	.167	1	0	2	0	.231	0	0	0-0	11	0	1	.917
9 Tibbitts, Brock	.091	3-3	11	2	1	1	0	0	2	2	.182	2	0	2	0	.231	0	0	0-0	19	0	1	.950
32 Pyne, Josh	.083	3-3	12	1	1	1	0	0	3	2	.167	0	0	4	0	.083	0	0	0-0	1	7	2	.800

28 Murrison, Sam	.000	1-0	0	0	0	0	0	0	0	0	.000	0	0	0	0	.000	0	0	0-0	1	0	0	1.000
10 Colopy, Morgan	.000	1-0	0	0	0	0	0	0	0	0	.000	0	0	0	0	.000	0	0	0-0	0	0	0	.000
Totals	.240	3	96	14	23	3	0	1	12	29	.302	12	4	26	1	.348	0	2	3-4	78	24	7	.936
Opponents	.304	3	115	25	35	8	0	1	20	46	.400	12	7	22	1	.403	0	0	5-5	78	25	1	.990

LOB - Team (22), Opp (31). DPs turned - Team (1), Opp (1).

(Big Ten Tournament Only Sorted by Earned run avg)

Player	era	w-l	app	gs	cg	sho	sv	ip	h	r	er	bb	so	2b	3b	hr	b/avg	wp	hp	bk	sfa	sha
37 Sinnard, Luke	0.00	0-0	1	1	0	0/0	0	6.0	5	1	0	2	5	0	0	0	.208	1	2	0	0	0
31 Whiteaker, Evan	0.00	1-0	1	0	0	0/0	0	4.1	1	1	0	0	6	0	0	0	.071	0	1	0	0	0
41 Bothwell, Ty	8.10	0-1	1	1	0	0/0	0	3.1	7	5	3	1	5	3	0	0	.412	0	0	0	0	0
42 Seiler, Ben	9.00	0-0	2	1	0	0/0	0	3.0	6	3	3	1	1	0	0	0	.400	0	2	0	0	0

44 Hellman, Cooper	0.00	0-0	1	0	0	0/0	0	0.1	0	0	0	0	0	0	0	0	.000	0	0	0	0	0
51 Risedorph, Brayden	3.86	0-0	2	0	0	0/0	1	2.1	5	3	1	1	3	1	0	0	.385	0	1	0	0	0
40 Phillips, Ethan	4.50	0-0	1	0	0	0/0	0	2.0	2	1	1	2	0	1	0	0	.250	0	0	0	0	0
14 Foley, Connor	9.00	0-1	1	0	0	0/0	0	1.0	1	1	1	2	0	1	0	0	.250	0	1	0	0	0
34 Levy, Gabe	16.20	0-0	1	0	0	0/0	0	1.2	3	3	3	1	0	2	0	0	.375	0	0	0	0	0
2 Hayden, Luke	21.60	0-0	1	0	0	0/0	0	1.2	3	4	4	1	2	0	0	1	.375	1	0	0	0	0
12 Yoho, Craig	81.00	0-0	1	0	0	0/0	0	0.1	2	3	3	1	0	0	0	0	.667	0	0	0	0	0
Totals	6.58	1-2	3	3	0	0/0	1	26.0	35	25	19	12	22	8	0	1	.304	2	7	0	0	0
Opponents	4.50	2-1	3	3	0	0/0	1	26.0	23	14	13	12	26	3	0	1	.240	2	4	0	0	2

SBA/ATT - Serruto (5-5), Sinnard (2-2), Foley (2-2), Bothwell (1-1).

Last 10 Games Statistics

Record: 6-4 Home: 4-0 Away: 1-2 Neutral: 1-2 Big Ten: 4-2

Player	avg	gp-gs	ab	r	h	2b	3b	hr	rbi	tb	slg%	bb	hp	so	gdp	ob%	sf	sh	sb-att	po	a	e	fld%
3 Mathison, Carter	.424	10-10	33	9	14	0	1	1	9	19	.576	11	2	9	1	.587	0	1	1-1	0	0	0	.000
4 Jessee, Hunter	.395	10-10	38	11	15	4	0	3	15	28	.737	2	3	9	0	.435	3	0	1-1	18	1	1	.950
8 Cerny, Tyler	.351	10-10	37	6	13	3	0	2	7	22	.595	2	4	4	0	.442	0	0	3-4	21	17	2	.950
9 Tibbitts, Brock	.350	10-10	40	11	14	2	0	2	9	22	.550	6	2	5	0	.449	1	0	0-0	69	3	2	.973
6 Serruto, Peter	.316	10-10	38	4	12	1	0	1	4	16	.421	2	0	8	0	.350	0	2	0-0	96	8	2	.981
16 Whalen, Bobby	.311	10-10	45	11	14	2	1	2	9	24	.533	4	1	12	1	.373	1	0	1-2	19	0	0	1.000
1 Glasser, Phillip	.311	10-10	45	13	14	1	0	2	8	21	.467	6	0	5	1	.385	1	0	3-3	7	26	3	.917
32 Pyne, Josh	.300	10-10	40	11	12	3	1	2	16	23	.575	4	0	9	1	.356	1	0	1-1	3	19	3	.880
5 Taylor, Devin	.231	10-10	39	13	9	1	0	3	7	19	.487	7	1	8	0	.362	0	0	0-0	23	1	1	.960

10 Colopy, Morgan	.000	6-0	1	0	0	0	0	0	0	0	.000	0	0	1	0	.000	0	0	0-0	1	0	0	1.000
28 Murrison, Sam	.000	6-0	0	0	0	0	0	0	0	0	.000	0	0	0	0	.000	0	0	0-0	1	0	0	1.000
Totals	.329	10	356	89	117	17	3	18	84	194	.545	44	13	70	4	.414	7	3	10-12	261	83	14	.961
Opponents	.269	10	342	63	92	17	2	7	56	134	.392	38	19	94	6	.370	4	2	11-14	255	87	6	.983

LOB - Team (79), Opp (81). DPs turned - Team (6), Opp (4). IBB - Team (0), Opp (1).

(Last 10 Games Sorted by Earned run avg)

Player	era	w-l	app	gs	cg	sho	sv	ip	h	r	er	bb	so	2b	3b	hr	b/avg	wp	hp	bk	sfa	sha
51 Risedorph, Brayden	2.70	0-1	4	2	0	0/0	1	10.0	12	9	3	2	11	1	1	0	.279	0	2	1	1	1
37 Sinnard, Luke	4.58	1-1	3	3	0	0/0	0	17.2	18	11	9	4	24	2	0	3	.250	3	4	0	1	0
41 Bothwell, Ty	5.91	1-1	3	3	0	0/0	0	10.2	14	9	7	4	9	4	0	0	.304	0	0	1	0	0

31 Whiteaker, Evan	0.00	1-0	2	0	0	0/0	0	5.1	1	1	0	0	7	0	0	0	.063	1	1	0	1	0
55 Burton, Wes	0.00	0-0	1	0	0	0/0	0	1.0	0	0	0	1	2	0	0	0	.000	1	1	0	0	0
44 Hellman, Cooper	0.00	0-0	1	0	0	0/0	0	0.1	0	0	0	0	0	0	0	0	.000	0	0	0	0	0
40 Phillips, Ethan	3.00	1-0	2	1	0	0/0	0	6.0	6	2	2	5	1	2	0	1	.273	0	0	0	0	0
42 Seiler, Ben	3.86	0-0	5	1	0	0/0	0	7.0	7	3	3	1	5	0	0	0	.259	0	2	0	0	0
14 Foley, Connor	4.50	0-1	3	0	0	0/0	1	6.0	4	3	3	6	12	2	0	0	.182	0	2	0	0	0
12 Yoho, Craig	6.75	0-0	3	0	0	0/0	0	6.2	5	5	5	4	11	0	0	0	.208	1	3	0	0	1
29 Kraft, Ryan	7.11	1-0	2	0	0	0/0	0	6.1	9	5	5	3	4	3	1	0	.360	1	3	0	1	0
2 Hayden, Luke	7.36	1-0	3	0	0	0/0	1	7.1	9	6	6	4	8	0	0	2	.333	2	1	0	0	0
38 Katskee, Cooper	9.00	0-0	1	0	0	0/0	0	1.0	1	1	1	1	0	0	0	0	.333	1	0	0	0	0
34 Levy, Gabe	16.20	0-0	1	0	0	0/0	0	1.2	3	3	3	1	0	2	0	0	.375	0	0	0	0	0
27 Ey, Brooks	99.00	0-0	1	0	0	0/0	0	0.0	3	5	5	2	0	1	0	1	1.000	1	0	0	0	0
Totals	5.38	6-4	10	10	0	0/0	3	87.0	92	63	52	38	94	17	2	7	.269	11	19	2	4	2
Opponents	8.58	4-6	10	10	0	0/0	3	85.0	117	89	81	44	70	17	3	18	.329	6	13	0	7	3

PB - Team (1), Serruto 1, Opp (1). Pickoffs - Team (3), Bothwell 1, Sinnard 1, Phillips, E. 1. SBA/ATT - Serruto (11-14), Bothwell (4-4), Risedorph (1-2), Sinnard (2-2), Foley (2-2), Hayden (0-1), Yoho (1-1), Burton (1-1), Seiler (0-1).



Team Game-by-Game (Hitting)

Date	Opponent	ab	r	h	rbi	2b	3b	hr	tb	bb	ibb	sb	cs	hbp	sac	sf	gdp	k	po	a	e	lob	avg
Feb 17	at Auburn	33	4	5	3	0	0	1	8	4	0	0	0	3	0	0	0	12	24	6	2	9	.152
Feb 18	at Auburn	30	1	4	1	1	0	0	5	3	0	0	0	1	0	0	2	5	24	13	0	6	.143
Feb 19	at Auburn	40	11	14	10	4	0	1	21	7	0	1	0	1	0	1	0	7	27	9	0	11	.223
Feb 21	MIAMI (OHIO)	37	13	14	12	1	2	2	25	3	0	2	0	2	0	1	1	10	27	10	1	6	.264
Feb 24	at Texas	30	2	7	2	1	0	0	8	5	0	1	0	1	1	1	2	8	24	12	0	9	.259
Feb 25	at Texas	27	2	2	2	0	0	0	2	6	0	0	0	3	0	0	2	7	24	7	3	7	.234
Feb 26	at Texas	34	4	8	4	1	0	0	9	0	0	1	1	0	1	0	0	12	27	10	1	4	.234
Feb 28	BUTLER	33	13	13	12	7	2	0	24	11	0	8	0	4	0	1	1	8	27	6	0	12	.254
Mar 03	at East Carolina	37	4	10	4	3	0	1	16	4	0	1	0	1	1	1	0	14	24	10	0	13	.256
Mar 04	vs Georgetown	28	4	7	4	1	0	0	8	3	0	1	1	1	0	0	2	6	27	9	3	4	.255
Mar 05	vs Long Beach State	34	4	8	4	0	0	0	8	4	0	0	1	0	0	0	1	8	24	10	4	7	.253
Mar 08	PURDUE FORT WAYNE	37	15	14	14	4	1	2	26	9	0	4	0	3	0	1	1	6	27	4	0	11	.265
Mar 09	BELLARMINE	31	5	9	5	2	0	1	14	4	0	1	0	0	0	1	1	5	27	13	3	7	.267
Mar 10	BELLARMINE	32	9	10	7	3	0	0	13	9	1	0	1	2	0	1	1	6	27	9	1	11	.270
Mar 11	BELLARMINE	40	13	19	13	2	0	1	24	6	0	2	0	2	1	3	0	9	27	5	2	15	.286
Mar 12	BELLARMINE	33	3	10	2	0	1	0	12	2	0	1	0	0	0	1	1	6	27	10	1	9	.287
Mar 14	at Kentucky	25	2	4	2	2	0	0	6	3	0	1	0	0	0	0	0	11	19	2	1	5	.282
Mar 15	MOREHEAD STATE	42	6	14	6	2	0	2	22	4	2	0	0	2	1	0	0	6	30	9	2	15	.285
Mar 16	MOREHEAD STATE	45	23	20	22	4	1	5	41	9	0	2	0	1	0	1	0	4	27	9	0	9	.296
Mar 17	MOREHEAD STATE	35	5	7	5	3	1	0	12	9	0	0	0	0	0	0	0	9	27	7	1	13	.291
Mar 21	INDIANA STATE	36	15	13	13	5	0	1	21	7	0	0	1	3	0	1	0	11	27	7	0	8	.295
*Mar 25	OHIO STATE	35	14	14	13	2	0	3	25	6	0	1	0	2	0	2	0	6	27	11	1	7	.300
*Mar 26	OHIO STATE	37	9	13	8	4	0	1	20	6	0	0	0	0	0	1	0	11	27	7	3	11	.302
*Mar 28	OHIO STATE	30	7	7	7	2	0	1	12	4	0	0	0	1	0	0	1	7	27	8	0	4	.300
Mar 28	KENT STATE	32	4	10	3	3	0	0	13	5	0	0	0	0	0	1	1	5	27	7	1	10	.300
*Apr 1	at Penn State	34	2	8	2	1	1	0	11	4	0	0	0	3	0	0	0	12	24	14	0	12	.298
*Apr 2	at Penn State	29	4	5	4	0	0	0	5	5	0	0	0	2	1	1	1	8	27	9	0	7	.294
*Apr 2	at Penn State	47	22	18	19	3	0	3	30	7	0	0	0	4	0	0	0	8	27	8	1	9	.298
Apr 04	at Indiana State	32	0	8	0	2	0	0	10	2	0	0	1	1	0	0	2	7	24	8	0	8	.296
*Apr 07	IOWA	30	1	4	1	2	0	0	6	4	0	0	0	0	0	0	1	13	27	12	2	6	.292
*Apr 08	IOWA	30	2	3	2	0	0	1	6	4	1	0	0	0	0	0	2	9	30	12	0	4	.286
*Apr 09	IOWA	32	4	11	4	1	0	0	12	5	0	0	0	2	0	0	3	5	27	9	2	11	.288
Apr 11	BALL STATE	37	16	14	16	5	0	3	28	4	0	1	0	1	0	2	1	8	27	5	1	4	.291
*Apr 14	at Illinois	35	5	10	5	1	0	2	17	2	0	0	1	0	0	0	1	4	24	10	1	5	.291
*Apr 15	at Illinois	41	6	16	6	2	1	2	26	1	0	0	1	1	0	0	1	9	27	10	0	10	.294
*Apr 15	at Illinois	46	16	18	15	3	0	3	30	4	0	0	0	2	0	0	0	5	27	14	0	9	.298
Apr 18	LOUISVILLE	32	7	9	6	0	0	0	9	5	0	1	0	0	2	0	0	7	27	10	2	8	.297
Apr 19	at Cincinnati	36	11	12	11	2	0	2	20	8	0	1	0	2	0	1	0	12	27	6	1	9	.298
Apr 21	OHIO	35	9	11	8	3	0	1	17	5	0	0	0	0	0	1	0	3	27	10	3	8	.299
Apr 22	OHIO	40	17	18	17	2	1	3	31	8	0	0	1	1	0	1	0	4	27	7	0	9	.303
Apr 23	OHIO	33	9	11	9	4	0	2	21	3	0	0	0	2	1	0	1	4	27	9	1	6	.304
Apr 25	at Ball State	35	9	9	9	4	0	0	13	6	0	1	0	0	0	1	0	5	27	7	2	6	.303
*Apr 28	MARYLAND	34	2	7	2	0	1	2	15	1	0	0	0	1	0	0	0	11	27	4	0	7	.300
*Apr 29	MARYLAND	33	2	7	2	1	0	1	11	3	0	0	0	1	0	0	1	3	27	10	2	8	.299
*Apr 30	MARYLAND	35	8	10	8	4	0	2	20	5	0	0	0	1	0	1	0	9	27	5	0	7	.298
*May 05	at Northwestern	34	4	7	4	0	0	1	10	1	0	1	0	1	0	0	0	6	27	13	0	5	.296
*May 06	at Northwestern	46	5	11	5	4	0	0	15	3	1	0	0	1	1	0	0	12	36	17	1	10	.295
*May 07	at Northwestern	32	11	10	10	3	2	0	17	8	0	1	0	0	1	3	1	5	27	12	2	6	.295
May 10	at Xavier	31	8	6	7	1	0	4	19	4	0	0	0	2	0	1	0	4	27	7	1	3	.293
*May 12	PURDUE	49	26	25	26	3	1	8	54	6	0	3	0	2	0	1	0	10	27	13	1	8	.299
*May 13	PURDUE	39	15	16	15	4	2	4	36	5	0	1	0	2	1	0	0	6	27	8	0	8	.302
*May 14	PURDUE	34	10	11	10	1	0	1	15	4	0	1	0	2	0	1	0	5	27	8	1	7	.302
May 16	EVANSVILLE	33	6	11	5	2	0	1	16	2	0	1	0	1	0	1	1	4	27	9	0	7	.303
*May 18	at Michigan State	37	6	12	6	2	0	0	14	4	0	1	0	1	0	1	0	8	24	8	1	10	.303
*May 19	at Michigan State	32	6	9	4	1	0	0	10	8	0	0	1	1	0	2	2	4	24	7	4	10	.303
*May 20	at Michigan State	36	6	10	6	1	0	3	20	3	0	0	0	0	0	1	0	7	27	6	0	7	.302
May 23	vs Illinois	30	4	9	4	1	0	0	10	4	0	0	1	0	1	0	1	5	27	7	1	7	.302
May 25	vs Iowa	30	4	5	3	1	0	0	6	4	0	2	0	3	1	0	0	12	27	9	4	7	.300
May 26	vs Michigan	36	6	9	5	1	0	1	13	4	0	1	0	1	0	0	0	9	24	8	2	8	.299
Totals		2058	461	616	434	122	17	72	988	279	5	43	11	74	14	37	36	442	1564	521	66	479	.299

Team Game-by-Game (Pitching)

Date	Opponent	ip	h	r	er	bb	so	2b	3b	hr	wp	bk	hbp	dp	ibb	score	w-l	sv	era
Feb 17	at Auburn	8.0	11	8	5	7	11	2	0	1	2	0	0	0	0	4-8	0-1	0	5.62
Feb 18	at Auburn	8.0	8	6	6	9	4	4	0	0	2	0	2	2	0	1-6	0-2	0	6.19
Feb 19	at Auburn	9.0	8	2	2	2	9	2	0	1	0	0	0	0	0	11-2	1-2	0	4.68
Feb 21	MIAMI (OHIO)	9.0	11	5	5	5	14	3	0	1	1	0	1	1	0	13-5	2-2	0	4.76
Feb 24	at Texas	8.0	8	4	4	4	3	2	0	1	0	0	0	0	0	2-4	2-3	0	4.71
Feb 25	at Texas	8.0	4	5	2	6	3	1	0	0	0	0	1	0	0	2-5	2-4	0	4.32
Feb 26	at Texas	9.0	6	2	2	1	9	2	0	1	0	0	0	0	0	4-2	3-4	1	3.97
Feb 28	BUTLER	9.0	5	2	2	3	16	1	0	0	2	0	2	0	0	13-2	4-4	1	3.71
Mar 03	at East Carolina	8.0	16	17	17	6	2	4	1	3	1	0	3	0	0	4-17	4-5	1	5.33
Mar 04	vs Georgetown	9.0	5	3	2	3	11	2	0	0	0	0	0	0	0	4-3	5-5	2	4.98
Mar 05	vs Long Beach State	8.0	12	10	4	5	4	2	0	2	2	0	1	0	0	4-10	5-6	2	4.94
Mar 08	PURDUE FORT WAYNE	9.0	2	1	1	5	13	1	0	0	1	0	2	0	0	15-1	6-6	2	4.59
Mar 09	BELLARMINE	9.0	12	3	2	0	7	3	0	0	3	0	0	0	0	5-3	7-6	3	4.38
Mar 10	BELLARMINE	9.0	10	7	7	3	12	6	0	0	0	0	0	0	0	9-7	8-6	4	4.57
Mar 11	BELLARMINE	9.0	8	3	3	4	15	1	0	1	0	0	1	0	0	13-3	9-6	4	4.47
Mar 12	BELLARMINE	9.0	4	2	0	3	11	2	0	0	1	0	0	0	0	3-2	10-6	5	4.17
Mar 14	at Kentucky	6.1	9	12	11	6	7	1	0	1	0	1	6	2	0	2-12	10-7	5	4.68
Mar 15	MOREHEAD STATE	10.0	8	5	5	0	9	0	0	3	1	0	2	1	0	6-5	11-7	5	4.67
Mar 16	MOREHEAD STATE	9.0	6	5	5	5	14	0	0	1	1	0	0	0	0	23-5	12-7	6	4.68
Mar 17	MOREHEAD STATE	9.0	6	4	3	3	17	1	0	1	0	0	0	0	0	5-4	13-7	6	4.60
Mar 21	INDIANA STATE	9.0	7	5	5	8	11	0	0	1	1	0	2	0	0	15-5	14-7	6	4.62
*Mar 25	OHIO STATE	9.0	9	6	5	9	7	1	0	0	0	0	0	1	0	14-6	15-7	6	4.63
*Mar 26	OHIO STATE	9.0	11	6	5	4	15	4	0	2	0	0	1	0	0	9-6	16-7	6	4.65
*Mar 26	OHIO STATE	9.0	8	5	5	4	8	1	0	1	1	0	2	0	0	7-5	17-7	6	4.67
Mar 28	KENT STATE	9.0	5	3	3	4	14	0	0	0	0	0	2	0	0	4-3	18-7	7	4.60
*Apr 1	at Penn State	8.0	11	7	7	2	5	1	0	2	0	0	1	1	0	2-7	18-8	7	4.71
*Apr 2	at Penn State	9.0	4	1	1	3	5	2	1	0	0	0	0	2	0	4-1	19-8	7	4.57
*Apr 2	at Penn State	9.0	14	11	11	5	9	4	0	2	3	0	3	1	0	22-11	20-8	8	4.81
Apr 04	at Indiana State	8.0	8	4	4	7	8	3	0	2	1	1	3	0	0	0-4	20-9	8	4.80
*Apr 07	IOWA	9.0	9	7	5	4	7	2	0	1	0	0	3	1	0	1-7	20-10	8	4.81
*Apr 08	IOWA	10.0	6	0	0	2	17	2	0	0	1	0	1	0	0	2-0	21-10	8	4.63
*Apr 09	IOWA	9.0	6	2	1	6	6	2	0	0	1	0	1	1	0	4-2	22-10	8	4.51
Apr 11	BALL STATE	9.0	13	13	10	6	12	0	0	5	0	0	0	1	0	16-13	23-10	8	4.68
*Apr 14	at Illinois	8.0	8	7	6	7	6	2	0	2	2	0	0	0	0	5-7	23-11	8	4.74
*Apr 15	at Illinois	9.0	11	4	4	5	8	0	0	1	1	0	1	2	0	6-4	24-11	8	4.72
*Apr 15	at Illinois	9.0	7	3	3	2	6	1	0	1	0	0	0	3	0	16-3	25-11	8	4.67
Apr 18	LOUISVILLE	9.0	6	3	1	3	9	1	0	1	0	0	1	1	0	7-3	26-11	8	4.56
Apr 19	at Cincinnati	9.0	11	9	9	5	16	3	0	0	2	0	0	0	0	11-9	27-11	8	4.69
Apr 21	OHIO	9.0	16	8	7	2	9	4	0	1	1	0	3	0	0	9-8	28-11	9	4.75
Apr 22	OHIO	9.0	6	2	2	2	10	1	0	2	0	0	0	0	0	17-2	29-11	9	4.68
Apr 23	OHIO	9.0	4	2	1	2	10	0	0	0	1	0	3	0	0	9-2	30-11	10	4.58
Apr 25	at Ball State	9.0	9	8	7	7	10	2	0	1	1	0	0	0	0	9-8	31-11	11	4.64
*Apr 28	MARYLAND	9.0	12	13	13	7	9	3	0	2	2	0	2	0	0	2-13	31-12	11	4.84
*Apr 29	MARYLAND	9.0	20	16	16	5	9	6	0	4	1	1	2	0	0	2-16	31-13	11	5.10
*Apr 30	MARYLAND	9.0	18	14	14	7	10	4	0	3	2	0	2	0	0	8-14	31-14	11	5.30
*May 05	at Northwestern	9.0	9	0	0	5	9	1	0	0	0	1	0	2	0	4-0	32-14	12	5.19
*May 06	at Northwestern	12.0	7	2	1	5	11	3	0	0	0	0	2	1	0	5-2	33-14	13	5.06
*May 07	at Northwestern	9.0	12	9	7	2	6	5	0	2	0	0	4	0	0	11-9	34-14	14	5.10
May 10	at Xavier	9.0	8	6	6	4	11	0	1	2	0	0	2	0	0	8-6	35-14	15	5.12
*May 12	PURDUE	9.0	10	11	10	3	11	3	0	3	4	0	1	1	0	26-11	36-14	15	5.22
*May 13	PURDUE	9.0	8	3	3	2	8	2	1	0	0	1	2	1	0	15-3	37-14	15	5.17
*May 14	PURDUE	9.0	3	2	2	4	12	0	0	0	1	0	1	0	0	10-2	38-14	15	5.11
May 16	EVANSVILLE	9.0	7	2	2	6	8	1	0	2	2	0	2	2	0	6-2	39-14	16	5.05
*May 18	at Michigan State	8.0	12	8	8	3	11	1	0	1	2	0	2	0	0	6-8	39-15	16	5.12
*May 19	at Michigan State	8.0	6	7	3	3	11	0	1	0	0	0	3	0	0	6-7	39-16	16	5.09
*May 20	at Michigan State	9.0	11	5	5	5	11	2	0	0	0	1	1	1	1	6-5	40-16	17	5.09
May 23	vs Illinois	9.0	6	3	1	4	7	1	0	0	0	0	1	0	0	4-3	41-16	18	5.01
May 25	vs Iowa	9.0	11	9	8	6	7	1	0	1	2	0	3	0	0	4-9	41-17	18	5.07
May 26	vs Michigan	8.0	18	13	10	2	8	6	0	0	0	0	3	1	0	6-13	41-18	18	5.16
Totals		521.1	526	345	299	252	558	115	5	62	49	6	81	29	1	461-345	41-18	18	5.16



Non-Starter Statistics

Player	avg	gp-gs	ab	r	h	2b	3b	hr	rbi	tb	slg%	bb	hp	so	gdp	ob%	sf	sh	sb-att	po	a	e	fld%
11 De Goti, Jorge	.429	6-0	7	1	3	1	0	0	1	4	.571	0	0	2	0	.429	0	0	0-0	1	0	0	1.000
28 Murrison, Sam	.250	34-0	4	3	1	1	0	0	2	2	.500	2	0	2	0	.500	0	0	1-1	4	0	0	1.000
5 Taylor, Devin	.250	4-0	4	0	1	0	0	0	1	1	.250	0	1	2	0	.400	0	0	0-0	1	0	1	.500
7 Vecrumba, Ethan	.200	9-0	5	4	1	0	1	0	1	3	.600	1	0	2	0	.333	0	0	1-1	0	0	0	.000
10 Colopy, Morgan	.143	31-0	14	2	2	1	0	1	2	6	.429	4	0	5	1	.333	0	0	0-0	9	0	1	.900
36 Langerman, Riley	.000	12-0	5	0	0	0	0	0	1	0	.000	0	0	2	0	.000	1	0	0-0	26	3	0	1.000
3 Mathison, Carter	.000	2-0	2	0	0	0	0	0	0	0	.000	0	0	1	0	.000	0	0	0-0	0	0	0	.000
4 Jessee, Hunter	.000	2-0	2	0	0	0	0	0	0	0	.000	0	0	0	0	.000	0	0	0-0	0	0	0	.000
6 Serruto, Peter	.000	5-0	2	0	0	0	0	0	0	0	.000	1	0	2	0	.333	0	0	0-0	9	0	0	1.000
19 Goforth, Evan	.000	7-0	1	1	0	0	0	0	0	0	.000	2	0	0	0	.667	0	0	0-0	2	0	0	1.000
8 Cerny, Tyler	.000	2-0	1	0	0	0	0	0	0	0	.000	1	0	0	0	.500	0	0	0-0	3	3	0	1.000
16 Whalen, Bobby	.000	1-0	0	0	0	0	0	0	0	0	.000	1	0	0	0	1.000	0	0	0-0	0	0	0	.000
35 Ellis, Matthew	.000	1-0	0	0	0	0	0	0	0	0	.000	1	0	0	0	1.000	0	0	0-0	0	0	0	.000
Totals	.170	59	47	11	8	3	1	1	8	16	.340	13	1	18	1	.355	1	0	2-2	76	35	9	.925
Opponents	.195	59	118	14	23	3	0	3	13	35	.297	14	4	46	2	.299	1	0	0-1	73	39	5	.957

(All games Sorted by Earned run avg)

Player	era	w-l	app	gs	cg	sho	sv	ip	h	r	er	bb	so	2b	3b	hr	b/avg	wp	hp	bks	sfa	sha
31 Whiteaker, Evan	1.62	2-0	11	0	0	0/0	0	16.2	7	4	3	7	20	0	0	1	.130	4	1	0	1	1
29 Kraft, Ryan	1.82	6-1	18	0	0	0/1	5	54.1	48	17	11	19	47	9	1	2	.235	1	6	0	1	2
12 Yoho, Craig	3.37	4-1	17	0	0	0/1	1	34.2	31	14	13	17	59	3	0	4	.235	3	9	0	0	1
55 Burton, Wes	3.86	0-0	12	0	0	0/0	1	14.0	5	6	6	14	17	0	0	1	.114	4	2	0	1	0
30 Manase, Seti	3.86	1-0	2	0	0	0/0	0	2.1	2	2	1	0	3	1	0	0	.222	0	0	0	0	1
14 Foley, Connor	4.10	3-2	19	0	0	0/0	3	26.1	15	12	12	21	40	2	0	3	.167	1	5	1	0	0
45 Decker-Petty, Aydan	4.35	1-0	8	0	0	0/0	0	10.1	9	7	5	6	10	2	0	1	.225	0	1	0	0	0
42 Seiler, Ben	4.66	1-0	12	0	0	0/0	1	19.1	18	11	10	5	20	1	0	1	.240	1	2	0	1	0
40 Phillips, Ethan	5.11	2-0	12	0	0	0/0	0	24.2	22	15	14	12	22	4	0	3	.239	2	7	1	0	0
51 Risedorph, Brayden	5.53	1-0	18	0	0	0/0	6	27.2	28	21	17	11	32	3	0	2	.259	3	8	0	3	1
43 Vega, Adrian	7.00	1-0	11	0	0	0/0	0	18.0	23	14	14	7	18	6	1	3	.315	1	0	0	4	0
2 Hayden, Luke	7.50	2-0	11	0	0	0/0	1	18.0	24	15	15	10	19	3	0	4	.348	6	2	0	0	1
38 Katskee, Cooper	7.50	1-1	10	0	0	0/0	0	12.0	15	13	10	6	12	5	0	3	.319	3	3	0	1	0
44 Hellman, Cooper	7.71	0-0	7	0	0	0/0	0	4.2	7	4	4	1	2	1	0	1	.350	1	3	0	0	0
34 Levy, Gabe	11.02	1-1	11	0	0	0/0	0	16.1	27	23	20	8	13	9	1	5	.355	2	0	0	1	0
39 Ball, Nathan	12.60	0-0	6	0	0	0/0	0	5.0	6	7	7	5	7	2	0	0	.300	3	3	0	0	0
27 Ey, Brooks	13.86	0-0	9	0	0	0/0	0	12.1	23	19	19	8	12	6	0	3	.404	1	5	0	0	2
41 Bothwell, Ty	43.20	0-0	4	0	0	0/0	0	1.2	2	8	8	5	0	0	0	1	.333	0	3	0	0	0
Totals	5.34	26-6	59	0	0	2/2	18	318.1	312	212	189	162	353	57	3	38	.257	36	60	2	13	9
Opponents	6.86	9-13	59	0	0	1/1	8	277.0	315	230	211	159	248	68	7	35	.285	34	45	2	23	7

National Rankings (Entering the NCAA Regional)

Hitting	NCAA	B1G	Total
Base on Balls	74	4	279
Batting Average	45	2	.299
Doubles	39	3	122
Doubles Per Game	64	4	2.07
Hit by Pitch	91	8	74
Hits	19	2	616
Home Runs	103	4	72
Home Runs Per Game	113	4	1.22
On Base Percentage	68	5	.396
Runs	25	3	461
Sacrifice Bunts	207	9	14
Sacrifice Flies	9	2	37
Scoring	43	3	7.8
Slugging Percentage	72	4	.480
Stolen Bases	210	10	43
Stolen Bases Per Game	230	11	0.73
Triples	40	3	17
Triples Per Game	58	3	0.29
Pitching	NCAA	B1G	Total
Earned Run Average	77	4	5.16
Hit Batters	57	6	81
Hits Per Nine Innings	70	5	9.08
Shutouts	98	4	2
Strikeout-to-Walk Ratio	59	2	2.21
Strikeouts Per Nine Innings	41	2	9.60
WHIP	78	5	1.49
Walks Per Nine Innings	110	5	4.35
Fielding	NCAA	B1G	Total
Fielding Percentage	150	11	.969
Double Plays	240	13	29
Double Plays Per Game	267	13	0.49

Hitting	Name	NCAA	B1G	Total
Base on Balls	Carter Mathison	149	8	40
Batting Average	Brock Tibbitts	87	4	.372
	Phillip Glasser	195	8	.351
	Phillip Glasser	70	6	.19
Doubles	--	--	--	--
Hit by Pitch	--	--	--	--
Hits	Phillip Glasser	27	3	87
	Brock Tibbitts	51	6	83
Home Runs	Devin Taylor	110	7	16
On Base Percentage	Brock Tibbitts	119	6	.465
Runs	Phillip Glasser	53	4	65
	Devin Taylor	107	8	60
	Brock Tibbitts	124	10	59
Runs Batted In	Brock Tibbitts	45	6	66
	Devin Taylor	149	8	57
Sacrifice Bunts	Peter Serruto	38	2	9
Sacrifice Flies	Brock Tibbitts	26	1	7
	Josh Pyne	141	6	5
Slugging Percentage	Devin Taylor	111	7	.661
	Brock Tibbitts	247	12	.605
Stolen Bases	--	--	--	--
Total Bases	Brock Tibbitts	129	6	135
Toughest to Strike Out	Phillip Glasser	110	6	8.9
Triples	Tyler Cerny	70	6	4

Pitching	Name	NCAA	B1G	Total
Complete Games	--	--	--	--
Earned Run Average	--	--	--	--
Games Started	Luke Sinnard	23	1	15
Hit Batters	--	--	--	--
Hits Per Nine Innings	--	--	--	--
Pitching Appearances	--	--	--	--
Saves	Brayden Risedorph	82	5	6
	Ryan Kraft	125	7	5
	Connor Foley	252	13	3
Strikeout-to-Walk Ratio	Luke Sinnard	54	2	4.36
Strikeouts	Luke Sinnard	17	2	109
Strikeouts Per Nine Innings	Luke Sinnard	41	2	11.63
Victories	--	--	--	--
WHIP	--	--	--	--
Walks Per Nine Innings	--	--	--	--



1 | IF

PHILLIP GLASSER

6-0 | 195 | L/R | Sr. +

Tallmadge, Ohio

Tallmadge (Youngstown State)

Cybersecurity Management (master's)

Career Highs * - at Youngstown State (2019-21)

At-Bats	7	Kentucky, 3/15/22
Runs	6	Purdue, 5/12/23
Hits	5	Bellarmine, 3/11/23
RBI	5	Bellarmine, 3/11/23
Doubles	3	Kentucky, 3/15/22
Triples	1	Eight Times; Last Miami (Ohio), 2/21/23
Home Runs	1	15 Times; Last Purdue, 5/13/23
Total Bases	9	Two Times; Last at East Carolina, 3/3/23
Walks	3	Four Times; Last at Xavier, 5/10/23
Hit-by-Pitch	1	26 Times; Last at Xavier, 5/10/23
Strikeouts	3*	Seven Times; Last at Bellarmine, 5/16/21
Stolen Bases	3*	UIC, 4/3/21

Career Notes & Records

Appeared in 224 career games with 221 starts in his collegiate career ... Owns three 20-plus game reached base streaks in his Indiana career, including a career-long streak of 45 games which spanned Feb. 17-April 30, 2023 ... The 45-game reached base streak tied the longest by an IU hitter since at least 2005 (**Dustin DeMuth**; 2014)... Has posted a .300 average in 18 of 25 regular season weekend series, including eight of 13 Big Ten series played ... Earned his bachelor's degree in liberal studies ... Pursuing a master's in cybersecurity management.

2023 Season

Awards: Earned second-team All-Big Ten at shortstop.

Season: Started all 59 games at shortstop ... Reached base in 57 of 59 games ... Reached base multiple times on 38 occasions ... Owns a hit in 45 of 59 games ... Drew a walk in 27 games ... Posted a 45-game reached base streak that ran from Feb. 17-April 30 which tied for the longest by an IU hitter since at least 2005 (**Dustin DeMuth**; 2014) ... Carried a season-best 13-game hitting streak from April 11-April 30 ... Carried a 12 game hitting streak from March 8-March 26 ... Posted 29 multi-hit games, nine multi-RBI games and 18 multi-run scored games ... Homered at East Carolina (3/3), against Bellarmine (3/11), at Penn State-2 (4/2), at Illinois-2 (4/15) and twice in the series with Purdue (5/12-13) ... Hit .300 or better in 10 of 14 regular season weekend series played, including five of eight Big Ten weekends.

Career Statistics

* - at Youngstown State (2019-21)

	Avg	GP-GS	AB	R	H	2B	3B	HR	RBI	TB	SLG%	BB	HBP	SO	GDP	OB%	SF	SH	SB-ATT	PO	A	E	FLD%
2019*	.266	49-48	184	30	49	8	2	0	20	61	.332	27	3	49	1	.366	2	7	9-13	65	126	15	.927
2020*	.291	14-14	55	7	16	0	0	1	4	19	.345	6	1	19	0	.371	0	2	3-4	19	29	3	.941
2021*	.321	55-53	187	51	60	12	3	5	28	93	.497	33	6	42	0	.423	8	6	23-26	83	120	4	.981
2022	.346	47-47	188	43	65	12	2	3	25	90	.479	27	7	30	2	.442	2	0	6-7	53	81	4	.971
2023	.351	59-59	248	65	87	19	1	6	44	126	.508	35	9	28	3	.443	4	0	14-17	59	135	10	.951
IU	.349	106-106	436	108	152	31	3	9	69	216	.495	62	16	58	5	.442	6	0	20-24	112	216	14	.959
CAREER	.321	224-221	862	196	277	51	8	15	121	389	.451	128	26	168	6	.418	16	15	55-67	279	491	36	.955



2 | RHP

LUKE HAYDEN

R/R | 6-1 | 200 | So.

Bloomington, Ind.

Edgewood

Sport Marketing & Management

Career Highs

Innings Pitched	4	Three Times; Last Evansville, 5/16/23
Most Hits	5	Nebraska, 4/24/22
Fewest Hits	0	10 Times; Last Butler, 2/28/23
Most Runs	7	at Iowa, 5/19/22
Fewest Runs	0	14 Times; Last Butler, 2/28/23
Most Earned Runs	4	Three Times; Last vs. Iowa, 5/25/23
Fewest Earned Runs	0	15 Times; Last Butler, 2/28/23
Walks	4	Nebraska, 4/24/22
Strikeouts	5	Four Times; Last Evansville, 5/16/23
Wild Pitches	3	Two Times; Last Nebraska, 4/24/22
Hit-by-Pitch	2	at Iowa, 5/19/22
Total Pitches	74	Evansville, 5/16/23

2023 Season

Season: Made 13 appearances with two starts ... Collected two victories ... Earned one save ... Posted wins against Ohio State (3/26) in the second game of a doubleheader and at Michigan State (5/20) ... Garnered first career save against Evansville (5/16) ... Has not allow a run of his own in two appearances ... Stranded four of nine inherited runners ... Held opponents to three-or-fewer earned runs in 11 of 13 appearances ... Issued two-or-fewer walks in 12 appearances, including three with zero walks ... Fanned five-or-more batters twice on the season, both in relief appearances.

Career Statistics

	ERA	W-L	App	GS	CG	SHO/CBO	SV	IP	H	R	ER	BB	SO	2B	3B	HR	BF	BAA	WP	HBP	BK	SFA	SHA
2022	5.27	4-1	20	6	0	0/1	0	27.1	23	23	16	28	25	4	1	2	136	.230	13	5	0	1	2
2023	9.43	2-0	13	2	0	0/0	1	21.0	29	22	22	14	20	4	0	6	100	.349	6	2	0	0	1
CAREER	7.08	6-1	33	8	0	0/1	1	48.1	52	45	38	42	45	8	1	8	236	.284	19	7	0	1	3



3 | OF

CARTER MATHISON

L/L | 6-7 | 210 | So.

Fort Wayne, Ind.

Homestead

Management

Career Highs

At-Bats	6	Four Times; Last at Illinois-2, 4/15/23
Runs	3	Seven Times; Last Purdue, 5/13/23
Hits	3	Eight Times; Last at Northwestern, 5/5/23
RBI	5	Illinois, 5/1/22
Doubles	2	Four Times; Last Maryland, 4/30/23
Triples	1	Four Times; Last Purdue, 5/13/23
Home Runs	2	Illinois, 5/1/22
Total Bases	8	Two Times; Last Indiana State, 3/21/23
Walks	3	Miami (Ohio), 3/1/22
Hit-by-Pitch	1	15 Times; Last Evansville, 5/16/23
Strikeouts	3	Seven Times; Last Purdue, 5/12/23
Stolen Bases	1	11 Times; Last at Michigan State, 5/18/23

Career Notes & Records

Awards: 2022: Earned Freshman All-America honors from Collegiate Baseball Newspaper and Collegiate Baseball Newspaper and National Collegiate Baseball Writers Association (second team) ... Named to the All-Big Ten Freshman Team ... Tabbed Big Ten Freshman of the Week (5/9) after breaking the Indiana freshman home run record and helping IU to a series win at Michigan (5/6-8).

Set Indiana freshman single-season home run record (19), which tied for No. 5 on the single-season charts ... First freshman to lead the team in home runs since **Sam Travis** (9; 2012) ... Eclipsed **Alex Dickerson's** freshman mark of 14 home runs in 2009 with a home run at Michigan (5/8) ... Home run total ranks No. 2 all-time for a freshman in Big Ten history, just behind **Brad Carlson** of Iowa (21; 1999) ... Hit 10 home runs in Big Ten play to become the fourth IU hitter to reach double figures in conference-only games ... Tied 34 year-old freshman RBI record at IU (58) which equaled the mark of **Phil Dauphin** (1988) ... Joined **Josh Pyne** (57) and **Brock Tibbitts** (43) as the first IU freshman trio to drive in 40 RBIs in the same season in program history ... Finished tied for No. 10 with 28 RBIs in Big Ten play, tied with teammate **Josh Pyne**.

2023 Season

Season: Appeared in all 59 games with 57 starts ... Started games in left field (16), right field (4) and at designated hitter (37) ... Reached base safely in 50 of 59 games played ... Reached base multiple times in 36 games played ... Collected a hit in 41 games ... Walked in 32 games ... Scored a run or drove in an RBI in 37 games ... Riding a season-long 11 game hitting streak which began on May 11 at Xavier ... Posted a season-best 20-game reached base streak from April 2-May 6 ... Posted 19 multi-hit games, 12 multi-RBI games and 10 multi-run games ... Homered in the series finale at Auburn (2/19), against Morehead State (3/16), Indiana State (3/21), Ball State (4/11), Ohio (4/22), against Maryland (4/28 & 29) twice, at Northwestern (3/5) and at Michigan State (5/20).

Career Statistics

	Avg	GP-GS	AB	R	H	2B	3B	HR	RBI	TB	SLG%	BB	HBP	SO	GDP	OB%	SF	SH	SB-ATT	PO	A	E	FLD%
2022	.273	59-57	209	55	57	11	1	19	58	127	.608	36	8	59	3	.393	4	0	8-10	83	3	5	.945
2023	.311	59-57	209	39	65	13	3	9	46	111	.531	40	7	57	2	.431	4	2	3-5	21	1	4	.846
CAREER	.292	118-114	418	94	122	24	4	28	104	238	.569	76	15	116	5	.412	8	2	11-15	104	4	9	.923



4 | OF
HUNTER JESSEE
L/L | 6-0 | 195 | Sr.
South Lebanon, Ohio
Kings
Finance

Career Highs

At-Bats	6	Two Times; Last at Iowa, 5/19/22
Runs	3	Seven Times; Last Purdue, 5/12/23
Hits	4	Four Times; Last Purdue, 5/12/23
RBI	6	Purdue, 5/12/23
Doubles	2	Two Times; Last Purdue, 5/12/23
Triples	1	Two Times; Last Miami (Ohio), 3/1/22
Home Runs	2	Three Times; Last Purdue, 5/12/23
Total Bases	10	Purdue, 5/12/23
Walks	3	Two Times; Last at Rutgers, 4/17/22
Hit-by-Pitch	2	Two Times; vs. Iowa, 5/25/23
Strikeouts	3	Three Times; Last at Indiana State, 4/4/23
Stolen Bases	2	Purdue Fort Wayne, 3/8/23

Career Notes & Records

Owned a 34-game reached base streak that spanned the final 19 games of the 2022 season and his first 15 games of the 2023 season ... The 34-game reached base streak is tied for the fourth-longest streak by an IU hitters since at least 2005 ... First Indiana hitter to hit .400 in conference play since **Dustin DeMuth** (.448) in 2014 with a .402 batting average in conference play in 2022 ... Drew 31 walks in Big Ten play in 2022 to rank No. 8 on Indiana's Big Ten only list.

2023 Season

Season: Appeared in 52 games with 50 starts ... Started games in left field (38), right field (10) and at designated hitter (2) ... Reached base safely in 45 of 52 games played ... Scored a run in 27 games ... Carried a season-best eight-game hitting streak from May 12-May 23 ... Reached base in the first 15 games of the season as part of a 34-game reached base streak that spanned the 2022 and 2023 seasons ... Posted 11 multi-hit games and seven multi-RBI games ... Homered against Miami (Ohio) (2/21) twice, against Purdue Fort Wayne (3/8), twice in the same inning of the series opener and in the middle game of the series versus Purdue (5/12-13).

Career Statistics

	Avg	GP- GS	AB	R	H	2B	3B	HR	RBI	TB	SLG%	BB	HBP	SO	GDP	OB%	SF	SH	SB-ATT	PO	A	E	FLD%
2020	.256	14-12	43	7	11	2	1	0	5	15	.349	8	1	7	0	.385	0	0	2-2	22	1	0	1.000
2021	.225	21-11	40	5	9	0	0	1	4	12	.300	5	1	11	0	.326	0	0	0-0	13	0	0	1.000
2022	.353	52-43	173	40	61	7	1	5	28	85	.491	33	4	33	2	.467	0	0	8-11	36	2	3	.927
2023	.287	52-50	181	40	52	12	0	6	33	82	.453	21	11	47	3	.387	4	1	5-5	64	4	5	.932
CAREER	.304	139-116	437	92	133	21	2	12	70	194	.444	67	17	98	5	.413	4	1	15-18	135	7	8	.947



5 | OF
DEVIN TAYLOR
L/R | 6-1 | 201 | Fr.
Cincinnati, Ohio
LaSalle
Sport Marketing & Management

Career Highs

At-Bats	5	Eight Times; Last Purdue, 5/12/23
Runs	4	Bellarmine, 3/11/23
Hits	4	Bellarmine, 3/11/23
RBI	5	Maryland, 4/30/23
Doubles	2	Three Times; Last at Northwestern, 5/6/23
Triples	1	at Penn State, 4/1/23
Home Runs	2	Three Times; Last at Michigan State, 5/20/23
Total Bases	9	Two Times; Last at Michigan State, 5/20/23
Walks	3	Morehead State, 3/17/23
Hit-by-Pitch	1	Six Times; Last Purdue, 5/12/23
Strikeouts	2	Five Times; Last Purdue, 5/13/23
Stolen Bases	1	Bellarmine, 3/11/23

Career Notes & Records

Currently ranks No. 2 on Indiana's freshman home run charts (16) behind teammate **Carter Mathison** (19; 2022) ... Sits No. 3 on the Indiana freshman RBI charts (57) and is the ninth Hoosier rookie to reach the 50-RBI mark ... Mathison and **Phil Dauphin** (1988) own the freshman record with 58 RBIs.

2023 Season

Awards: Named Big Ten Freshman of the Year, first-team All-Big Ten and All-Big Ten Freshman Team as an outfielder ... Joins **Alex Dickerson** (2009; DH) and **Sam Travis** (2012; 1B) as the third Indiana freshman to earn B1G Freshman of the Year ... Just the third IU player to earn first-team All-B1G as a freshman (**Larry Blackwell**, DH - 1979; **Joey DeNato**, SP - 2011) ... Midseason Freshman All-America per Perfect Game ... Three-time Big Ten Freshman of the week ... Earned B1G Freshman of the Week on March 20 (Morehead State), March 27 (Ohio State) and April 17 (Illinois) ... Three Big Ten Freshman of the Week awards are tied for No. 5 in conference history, behind Iowa's Keaton Anthony (6; 2022), Ohio State's Josh Deze (4; 2011), Minnesota's Patrick Fredrickson (4; 2018) and Indiana's **Logan Sowers** (4; 2015).

Season: Appeared in 51 games with 47 starts ... Started games in right field (34), left field (4) and at designated hitter (9) ... Reached base safely in 48 of 51 games played ... On-base multiple times in 29 games ... Posted a hit in 37 games played ... Has 24 games with both a run scored and an RBI ... Walked in 27 games ... Made collegiate debut in season opener at Auburn (2/17) as a pinch hitter ... First collegiate hit and RBI came at Auburn (2/18) in a pinch hit appearance ... First collegiate home run came as part of a two-home run game versus Morehead State (3/15) in the series opener ... Earned first collegiate start in the middle game of the series at Texas (2/25) ... Carried a season-best 32-game reached base streak that spanned February 25-April 28 ... Boasted a season-best 12-game hitting streak from April 9-April 24 ... Scored a run in 10 straight games from April 11-April 25 ... Drove in an RBI in 10 straight games from April 11-April 25 ... Posted 16 multi-hit games and 17 multi-RBI games ... Homered against Morehead State (3/15-16) twice, once in the series opener and once in the series finale and against Ohio State (3/24 & 26), in the series finale at Penn State (4/2), in the series at Illinois (4/14-15) three times, at Cincinnati (4/19), in the series opener and series finale versus Ohio (4/21 & 23), against Maryland (4/30) twice in the series finale, versus Purdue (5/12) and in the series finale twice at Michigan State (5/20).

Career Statistics

	Avg	GP- GS	AB	R	H	2B	3B	HR	RBI	TB	SLG%	BB	HBP	SO	GDP	OB%	SF	SH	SB-ATT	PO	A	E	FLD%
2023	.317	51-47	186	60	59	12	2	16	57	123	.661	35	6	41	1	.439	1	0	1-2	66	3	6	.920
CAREER	.317	51-47	186	60	59	12	2	16	57	123	.661	35	6	41	1	.439	1	0	1-2	66	3	6	.920



6 | C
PETER SERRUTO
R/R | 6-1 | 205 | Sr.+
Short Hills, N.J.
Millburn (Rutgers)
Learning Sciences, Media, and Technology (master's)

Career Highs

* - at Rutgers (2019-21)

At-Bats	6	Three Times; Last Purdue, 5/12/23
Runs	3*	at North Florida, 2/22/20
Hits	4	Iowa, 4/9/23
RBI	3	at Northwestern, 5/7/23
Doubles	1	13 Times; Last Purdue, 5/13/23
Triples	--	--
Home Runs	1	Five Times; Last Purdue, 5/12/23
Total Bases	6	Two Times; Last Purdue, 5/12/23
Walks	2	Three Times; Last Bellarmine, 3/10/23
Hit-by-Pitch	1	Six Times; Last vs. Maryland, 5/28/22
Strikeouts	3	Four Times; Last Minnesota-2, 5/15/22
Stolen Bases	--	--

Career Notes & Records

Appeared in 168 career games with 136 starts over five collegiate seasons, with 84 appearances and 68 starts at Indiana ... Appeared in 84 games with 68 starts at Rutgers over three seasons ... Earned a bachelor's degree in liberal studies from Indiana in 2022 ... Pursuing a certificate in learning sciences, media, and technology.

2023 Season

Awards: Selected Big Ten Sportsmanship Award winner.

Season: Appeared in 50 games with 45 starts at catcher ... Reached base in 34 of 43 games with a plate appearance ... Owns nine multi-hit and four multi-RBI games ... Owns an RBI in 10 games this season with IU going 10-0 in those contests ... Homered against Bellarmine (3/9) and Purdue (5/12) ... Threw out a career-best three base runners at Texas (2/26).

Career Statistics

* - at Rutgers (2019-21)

	Avg	GP- GS	AB	R	H	2B	3B	HR	RBI	TB	SLG%	BB	HBP	SO	GDP	OB%	SF	SH	SB-ATT	PO	A	E	FLD%
2019*	.229	37-28	105	4	24	5	0	0	13	29	.276	6	2	25	4	.283	0	1	0-0	124	15	1	.993
2020*	.256	12-11	39	8	10	1	0	2	7	17	.436	3	2	11	3	.341	0	0	0-0	69	9	0	1.000
2021*	.213	35-29	89	10	19	2	0	0	4	21	.236	13	1	19	2	.320	0	3	0-0	219	12	4	.983
2023	.268	50-45	153	20	41	4	0	2	15	51	.333	13	0	36	4	.323	1	9	0-0	406	35	3	.993
IU	.224	84-68	232	27	52	5	0	3	21	66	.284	18	1	60	6	.282	1	14	0-0	652	52	7	.990
CAREER	.226	168-136	465	49	105	13	0	5	45	133	.286	40	6	115	15	.295	1	18	0-0	1064	88	12	.990



7 | IF 

**ETHAN
VECRUMBA**

L/R | 6-4 | 225 | Sr.
Bloomington, Ind.
Edgewood

Management

Career Highs

At-Bats	4	Five Times; Last at Michigan, 5/14/21
Runs	1	16 Times; Last Indiana State, 3/21/23
Hits	1	Nine Times; Last Butler, 2/28/23
RBI	3	Two Times; Last Iowa, 5/2/21
Doubles	1	Nebraska, 5/8/21
Triples	1	Two Times; Last Butler, 2/28/23
Home Runs	1	Iowa, 5/2/21
Total Bases	4	Iowa, 5/2/21
Walks	2	at LSU, 2/15/20
Hit-by-Pitch	1	Three Times; Last Illinois, 4/30/22
Strikeouts	2	Three Times; Last at Rutgers, 4/16/22
Stolen Bases	1	Two Times; Last at Auburn, 2/19/23

2023 Season

Season: Appeared in nine games ... Appearances came as a pinch runner (5) and pinch hitter (4).

Career Statistics

	Avg	GP- GS	AB	R	H	2B	3B	HR	RBI	TB	SLG%	BB	HBP	SO	GDP	OB%	SF	SH	SB-ATT	PO	A	E	FLD%
2020	.097	13-10	31	2	3	0	1	0	5	5	.161	5	1	9	1	.237	1	0	0-1	14	0	0	1.000
2021	.238	13-4	21	2	5	1	0	1	5	9	.429	1	1	3	1	.304	0	0	1-2	0	0	0	.000
2022	.000	16-1	3	7	0	0	0	0	1	0	.000	3	1	3	0	.571	0	0	0-0	0	0	0	.000
2023	.200	9-0	5	4	1	0	1	0	1	3	.600	1	0	2	0	.333	0	0	1-1	0	0	0	.000
CAREER	.150	51-15	60	15	9	1	2	1	12	17	.283	10	3	17	2	.297	1	0	2-4	14	0	0	1.000



8 | IF 

**TYLER
CERNY**

R/R | 6-2 | 185 | Fr.
Greenwood, Ind.
Center Grove

Sport Marketing and Management

Career Highs

At-Bats	6	Three Times; Last Purdue, 5/12/23
Runs	3	Four Times; Last Ohio, 4/22/23
Hits	4	at Illinois-2, 4/15/23
RBI	6	Ohio, 4/22/23
Doubles	1	Nine Times; Last vs. Illinois, 5/23/23
Triples	1	Four Times; Last at Northwestern, 5/7/23
Home Runs	2	Ohio, 4/22/23
Total Bases	9	Ohio, 4/22/23
Walks	2	Purdue Fort Wayne, 3/8/23
Hit-by-Pitch	3	Butler, 2/28/23
Strikeouts	4	at Northwestern, 5/6/23
Stolen Bases	3	Butler, 2/28/23

2023 Season

Awards: All-Big Ten Freshman Team honoree ... Earned Big Ten Freshman of the Week on April 24 after hitting .444 with three home runs in a five-win week for IU.

Season: Appeared in 56 games with 54 starts, all at second base ... Reached base safely in 43 of 56 games played ... Owns a hit in 38 games played ... Scored a run in 30 games ... Made collegiate debut at Auburn (2/18) as a defensive replacement ... First collegiate start included first hit and first RBI against Miami (Ohio) (2/21) ... First career home run came in the Big Ten opener against Ohio State (3/25) ... Owned a season-best 13-game reached base streak from March 10-April 1 ... Carried a season-long 11-game hitting streak from May 7-May 25 ... Added a 10-game hitting streak from March 10-March 26 ... Posted 14 multi-hit and nine multi-RBI games ... Homered against Ohio State (3/25), at Penn State-2 (4/2), at Illinois-2 (4/15), at Cincinnati (4/19), versus Ohio (4/22) twice in the middle game of the series, against Maryland (4/28), at Xavier (5/10) and against Purdue (3/12-13) twice in the series.

Prep/Personal

Season: Played for head coach Keith Hatfield at Center Grove High School, where he was a four-year letterwinner ... Rated the No. 8 overall prospect and No. 2 shortstop in Indiana by Perfect Game ... Named team captain and team MVP as a senior ... Honored as a Senior All-Star and All-Johnson County as a senior ... Missed most of his junior season due to non-COVID illness ... Helped CGHS to the Johnson County championship as a junior and senior ... Also lettered three years in basketball ... Helped the Trojans to the sectional title as a junior ... Son of Raeanne and Jason Cerny ... Born on July 13, 2003 ... Has one younger sister, Brennah.

Career Statistics

	Avg	GP- GS	AB	R	H	2B	3B	HR	RBI	TB	SLG%	BB	HBP	SO	GDP	OB%	SF	SH	SB-ATT	PO	A	E	FLD%
2023	.280	56-54	211	47	59	9	4	10	43	106	.502	11	13	49	4	.349	3	0	10-12	104	134	9	.964
CAREER	.280	56-54	211	47	59	9	4	10	43	106	.502	11	13	49	4	.349	3	0	10-12	104	134	9	.964



9 | C 

**BROCK
TIBBITTS**

R/R | 6-4 | 220 | So.
New Albany, Ohio
New Albany

Sport Marketing & Management

Career Highs

At-Bats	6	Five Times; Last Purdue, 5/12/23
Runs	4	Two Times; Last Ball State, 4/11/23
Hits	4	Six Times; Last Purdue, 5/13/23
RBI	5	Two Times; Last Ball State, 4/11/23
Doubles	1	29 Times; Last vs. Iowa, 5/25/23
Triples	1	Four Times; Last Ohio, 4/22/23
Home Runs	2	Three Times; Last at Xavier, 5/10/23
Total Bases	10	Ball State, 4/11/23
Walks	3	Two Times; Last at Illinois State, 4/27/22
Hit-by-Pitch	2	Three Times; Last Purdue, 5/14/23
Strikeouts	3	Three Times; Last vs. Long Beach State, 3/5/23
Stolen Bases	1	Six Times; Last Butler, 2/28/23

Career Notes & Records

Awards: 2022: Earned Freshman All-America honors from Collegiate Baseball Newspaper ... Named to the All-Big Ten Freshman Team.

Reached base safely in 102 of 116 games started, with a hit in 80 of those games ... Ranks No. 9 on the single-season RBI charts at Indiana with 66 on the season ... Joined **Carter Mathison** (58) and **Josh Pyne** (57) as the first IU freshman trio to drive in 40 RBIs (43) in the same season in program history ... Nine home runs finished No. 5 on the Indiana freshman charts in 2022.

2023 Season

Awards: Tabbed second-team All-Big Ten at first base ... Named Big Ten Player of the Week on March 27 after a .500 average and seven RBIs in a four-win week against Indiana State and Ohio State.

Season: Started all 59 games at first base ... Reached base safely in 55 of 59 games ... Has 43 games on-base multiple times ... Owns a hit in 45 games ... Walked in 28 games ... Drove in an RBI in 34 games and scored a run in 37 games ... Has 21 games with both a run scored and an RBI in the same game ... Currently on a 16-game reached base streak that began on April 29 versus Maryland ... Posted a season-best 11-game hitting streak from April 29-May 18 ... Added a 10-game hitting streak that spanned April 11-April 25 ... Posted 25 multi-hit and 19 multi-RBI games ... Homered against Purdue Fort Wayne (3/8), Morehead State (3/16), Ohio State (3/25), against Ball State (4/11) twice, at Illinois-1 (4/15), at Xavier (5/10) twice and in the series against Purdue (3/12-13) twice.

Career Statistics

	Avg	GP- GS	AB	R	H	2B	3B	HR	RBI	TB	SLG%	BB	HBP	SO	GDP	OB%	SF	SH	SB-ATT	PO	A	E	FLD%
2022	.266	59-57	218	42	58	13	1	9	43	100	.459	38	4	46	5	.382	2	0	5-5	376	14	6	.985
2023	.372	59-59	223	59	83	16	3	10	66	135	.605	33	12	34	4	.465	7	0	1-1	446	29	6	.988
CAREER	.320	118-116	441	101	141	29	4	19	109	235	.533	71	16	80	9	.425	9	0	6-6	822	43	12	.986



10 | OF

MORGAN COLOPY

R/R | 6-1 | 190 | R-Jr.

Centerville, Ohio

Centerville

Liberal Studies



2023 Season

Season: Appeared in 43 games with 12 starts ... Started game in right field (11) and center field (1) ... Reached base in 14 of 24 games with a plate appearance ... Posted a season-best five-game reached base streak from April 7-April 14 ... Owns one multi-hit and six multi-RBI games ... Hit a walk-off home run against Iowa (4/8) in the 10th inning.

Career Highs

At-Bats	5	10 Times; Last Morehead State, 3/16/23
Runs	3	Two Times; Last Purdue Fort Wayne, 3/9/22
Hits	3	Five Times; Last Purdue Fort Wayne, 3/9/22
RBI	5	Minnesota, 4/25/21
Doubles	1	14 Times; Last Iowa, 4/7/23
Triples	1	Two Times; Last vs. Arkansas, 2/25/22
Home Runs	1	Nine Times; Last Iowa, 4/7/23
Total Bases	8	Illinois, 4/10/21
Walks	3	Ohio, 4/22/23
Hit-by-Pitch	1	Five Times; Last Purdue Fort Wayne, 3/8/23
Strikeouts	4	Two Times; Last at Troy, 3/15/22
Stolen Bases	1	Two Times; Last at Missouri State, 3/6/22

Career Statistics

	Avg	GP- GS	AB	R	H	2B	3B	HR	RBI	TB	SLG%	BB	HBP	SO	GDP	OB%	SF	SH	SB-ATT	PO	A	E	FLD%
2021	.274	39-33	135	21	37	8	1	5	21	62	.459	8	1	50	1	.315	2	0	1-1	63	2	1	.985
2022	.236	23-20	72	13	17	3	1	3	7	31	.431	8	2	35	1	.329	0	0	1-1	45	0	1	.978
2023	.167	43-12	54	7	9	3	0	1	14	15	.278	12	2	14	4	.333	1	0	0-0	28	0	1	.966
CAREER	.241	105-65	261	41	63	14	2	9	42	108	.414	28	5	99	6	.323	3	0	2-2	136	2	3	.979



11 | IF

JORGE DE GOTI

R/R | 6-1 | 185 | So.

Miami, Fla.

Belen Jesuit Prep (Florida)

Sport Marketing & Management



Career Notes & Records

Appeared in nine games in one season at Florida.

2023 Season

Season: Appeared in six games ... Owns a hit in three of six appearances ... Made Indiana debut at Texas (2/25) as a pinch hitter and collected his first hit in the Cream and Crimson.

Career Highs

* - at Florida (2022)

At-Bats	2	Three Times; Last Morehead State, 3/16/23
Runs	1	Two Times; Last Morehead State, 3/16/23
Hits	1	Five Times; Last Morehead State, 3/16/23
RBI	1	Purdue Fort Wayne, 3/8/23
Doubles	1	Two Times; Last Morehead State, 3/16/23
Triples	--	--
Home Runs	--	--
Total Bases	2	Two Times; Last Morehead State, 3/16/23
Walks	--	--
Hit-by-Pitch	1 *	Georgia State, 2/26/22
Strikeouts	1	Two Times; Last Morehead State, 3/16/23
Stolen Bases	--	--

Career Statistics

* - at Florida (2022)

	Avg	GP- GS	AB	R	H	2B	3B	HR	RBI	TB	SLG%	BB	HBP	SO	GDP	OB%	SF	SH	SB-ATT	PO	A	E	FLD%
2022*	.286	9-0	7	1	2	1	0	0	0	3	.429	0	1	0	0	.375	0	0	0-0	1	3	1	.800
2023	.429	6-0	7	1	3	1	0	0	1	4	.571	0	0	2	0	.429	0	0	0-0	1	0	0	1.000
IU	.429	6-0	7	1	3	1	0	0	1	4	.571	0	0	2	0	.429	0	0	0-0	1	0	0	1.000
CAREER	.357	15-0	14	2	5	2	0	0	1	7	.500	0	1	2	0	.400	0	0	0-0	2	3	1	.833



12 | RHP

CRAIG YOHO

R/R | 6-3 | 225 | R-Sr.

Fishers, Ind.

Fishers (Houston)

Sport Marketing & Management



Career Notes & Records

Spent two seasons at University of Houston (2019-20) before transferring to Indiana ... Received a medical redshirt his initial collegiate season after suffering an injury after the third weekend of the season ... Missed the last two seasons with injury (Tommy John & knee) ... Appeared in nine game at Houston as a position player ... Went 1,082 days between appearances at Houston and Indiana ... Prior to 2023 his last collegiate game came on March 6, 2020 at Arizona as a pinch hitter.

2023 Season

Season: Made 17 appearances in relief ... Collected four wins ... Owns one hold ... Posted one save ... Made collegiate pitching debut against Miami (Ohio) (2/21) with two scoreless innings ... Owns victories versus Georgetown (5/4) at the LeClair Classic, versus Indiana State (3/21), Ohio State (2/26) in the first game of a doubleheader and at Penn State (4/2) in the second game of a doubleheader ... Posted a hold against Bellarmine (3/10) ... Save came at Northwestern (5/5) in a combined shutout ... Did not allow a run of his own in 10 of 17 appearances ... Stranded seven of 13 inherited runners ... Held the opponent to three-or-fewer earned runs in all 17 outings ... Issued two-or-fewer walks in all 17 appearances, with zero walks in six outings ... Has five-or-more strikeouts in six relief outings.

Career Highs

Innings Pitched	3 1/3	Two Times; Last at Michigan State, 5/19/23
Most Hits	4	Maryland, 4/30/23
Fewest Hits	0	at Texas, 2/25/23
Most Runs	3	Two Times; Last vs. Iowa, 5/25/23
Fewest Runs	0	10 Times; Last Purdue, 5/14/23
Most Earned Runs	3	Two Times; Last vs. Iowa, 5/23/23
Fewest Earned Runs	0	11 Times; Last Purdue, 5/14/23
Walks	2	Six Times; Last at Michigan State, 5/19/23
Strikeouts	6	Two Times; Last at Michigan State, 5/19/23
Wild Pitches	1	Three Times; Last Purdue, 5/14/23
Hit-by-Pitch	1	Seven Times; Last Purdue, 5/14/23
Total Pitches	62	Iowa, 4/11/23

Career Statistics

* - at Houston (2019-20 - Was a hitter, did not pitch)

	ERA	W-L	App	GS	CG	SHO/CBO	SV	IP	H	R	ER	BB	SO	2B	3B	HR	BF	BAA	WP	HBP	BK	SFA	SHA								
2019*									-Did Not Pitch (University of Houston)-																						
2020*									-Did Not Pitch (University of Houston)-																						
2021									-DNP (Injury)-																						
2022									-DNP (Injury)-																						
2023	3.37	4-1	17	0	0	0/1	1	34.2	31	14	13	17	59	3	0	4	159	.235	3	9	0	0	1								
CAREER	3.37	4-1	17	0	0	0/1	1	34.2	31	14	13	17	59	3	0	4	159	.235	3	9	0	0	1								



14 | RHP 

CONNOR FOLEY
R/R | 6-5 | 235 | Fr.
Jasper, Ind.
Jasper
Sport Marketing & Management

2023 Season
Season: Made 19 appearances, all in relief ... Collected three wins ... Owns two holds ... Posted three saves ... Made collegiate debut in relief against Miami (Ohio) (2/21) ... Owns victories over Bellarmine (3/9), Morehead State (3/16) and at Northwestern ... Posted holds against Miami (Ohio) (2/21) and at Xavier (5/10) ... Earned saves against Ohio (4/21), at Ball State (4/21) and at Michigan State (5/20) ... Did not allow a run of his own in 10 appearances ... Stranded six of eight inherited runners ... Held the opponent to three-or-fewer earned runs in all 19 appearances ... Issued two-or-fewer walks in 17 appearances, with zero walks in eight outings ... Owns four-or-more strikeouts in four appearances.

Prep/Personal
Season: Played for head coach Terry Gobert at Jasper High School, where he was a three-year letterwinner ... Helped JHS to the Indiana High School Athletic Association Class 4A state championship as a junior ... Selected All-State as a junior and senior ... Earned Courier & Press All-Southwestern Indiana Player of the Year as a senior ... named first-team All- Southern Indiana Athletic Conference as a senior ... Hit .436 with 12 extra base hits and 24 RBIs as a senior ... Posted a 1.55 ERA over 54 innings of work with 86 strikeouts as a senior ... Batted .370 with eight home runs and 37 RBIs as a junior ... Also lettered twice in basketball and twice in football ... named team MPV in basketball as a senior ... named Indiana Football Coaches Association Class 4A Senior All-State at tight end ... Earned all-conference honors in basketball ... Son of Kristie and Mike Foley ... Both parents graduated from Indiana ... Born on July 14, 2003 ... Has one older sister, Madison.

Career Highs		
Innings Pitched	3	at Michigan State, 5/20/23
Most Hits	3	at Michigan State, 5/20/23
Fewest Hits	0	Five Times; Last Purdue, 5/14/23
Most Runs	2	Three Times; Last at Michigan State, 5/20/23
Fewest Runs	0	Nine Times; Last Purdue, 5/14/23
Most Earned Runs	2	Three Times; Last at Michigan State, 5/20/23
Fewest Earned Runs	0	Nine Times; Last Purdue, 5/14/23
Walks	3	Two Times; Last at Michigan State, 5/20/23
Strikeouts	8	at Michigan State, 5/20/23
Wild Pitches	1	Maryland, 4/30/23
Hit-by-Pitch	1	Five Times; Last vs. Iowa, 5/25/23
Total Pitches	69	at Michigan State, 5/20/23

Career Statistics																									
	ERA	W-L	App	GS	CG	SHO/CBO	SV	IP	H	R	ER	BB	SO	2B	3B	HR	BF	BAA	WP	HBP	BK	SFA	SHA		
2023	4.10	3-2	19	0	0	0/0	3	26.1	15	12	12	21	40	2	0	3	116	.167	1	5	1	0	0		
CAREER	4.10	3-2	19	0	0	0/0	3	26.1	15	12	12	21	40	2	0	3	116	.167	1	5	1	0	0		



15 | C 


AUSTIN BODE
L/R | 6-0 | 200 | So.
Columbus, Ind.
Columbus North (Louisville)
Sport Marketing & Management

Career Notes & Records
Appeared in 16 career games with one start in one season at Louisville ... Helped the Cardinals to the ACC Atlantic Division title and an NCAA Super Regional appearance.

Career Highs		
At-Bats	3 *	at Wake Forest, 5/7/22
Runs	1 *	Five Times; Last Michigan, 6/5/22
Hits	1 *	Five Times; Last Michigan, 6/5/22
RBIs	2 *	Michigan, 6/5/22
Doubles	1 *	Two Times; Last Michigan, 6/5/22
Triples	--	--
Home Runs	--	--
Total Bases	2 *	Two Times; Last Michigan, 6/5/22
Walks	1 *	Three Times; Last vs. Georgia Tech, 5/26/22
Hit-by-Pitch	1 *	at Pitt, 4/2/22
Strikeouts	2 *	at Wake Forest, 5/7/22
Stolen Bases	--	--

Career Statistics																									
	Avg	GP-GS	AB	R	H	2B	3B	HR	RBI	TB	SLG%	BB	HBP	SO	GDP	OB%	SF	SH	SB-ATT	PO	A	E	FLD%		
2022*	.294	16-1	17	5	5	2	0	0	5	7	.412	3	1	3	0	.409	1	0	0-0	0	0	0	.000		
CAREER	.294	16-1	17	5	5	2	0	0	5	7	.412	3	1	3	0	.409	1	0	0-0	0	0	0	.000		



16 | OF 

BOBBY WHALEN
R/R | 6-0 | 185 | R-Jr.
Camp Hill, Pa.
Cedar Cliff (Louisville)
Sport Marketing & Management

2023 Season
Season: Appeared in all 59 games with 58 starts in center field ... Reached base safely in 48 of 59 games with at least one hit in 42 games ... On-base multiple times in 33 games ... Walked in 28 games ... Scored a run in 34 games, including a streak of 10 straight games with a run scored from April 11-April 25 ... Posted a season-long 12-game reached base streak from April 8 -April 25 ... Posted a pair of 11-game hitting streak, one that ran from March 16-April 4 and one from April 9-April 25 ... Posted 19 multi-hit, nine multi-RBI and 15 multi-run scored games ... Homered against Ohio (4/22), versus Evansville (5/16) and in the Big Ten Tournament versus Michigan (5/26).

Career Highs		
At-Bats	6	Eight Times; Last Purdue, 5/13/23
Runs	4	Illinois, 4/29/22
Hits	4	Three Times; Last Illinois, 4/29/22
RBIs	3	Eight Times; Last Purdue, 5/12/23
Doubles	2	Four Times; Last Bellarmine, 3/10/23
Triples	1	Five Times; Last Purdue, 5/12/23
Home Runs	1	Five Times; Last vs. Michigan, 5/26/23
Total Bases	6	Four Times; Last Purdue, 5/12/23
Walks	2	Six Times; Last at Penn State-2, 4/2/23
Hit-by-Pitch	1	15 Times; Last vs. Iowa, 5/23/23
Strikeouts	3	Six Times; Last at Cincinnati, 4/19/23
Stolen Bases	3	Cincinnati, 3/8/22

Career Statistics																									
	Avg	GP-GS	AB	R	H	2B	3B	HR	RBI	TB	SLG%	BB	HBP	SO	GDP	OB%	SF	SH	SB-ATT	PO	A	E	FLD%		
2020*																									
2021	.071	8-4	14	0	1	0	0	0	0	1	.071	0	0	7	0	.071	0	0	0-0	1	0	0	1.000		
2022	.283	59-59	247	54	70	13	4	2	33	97	.393	23	8	50	7	.362	1	3	22-25	94	0	2	.979		
2023	.274	59-58	237	55	65	14	1	3	37	90	.380	31	7	57	6	.369	4	1	4-7	133	5	1	.993		
CAREER	.273	126-121	498	109	136	27	5	5	70	188	.378	54	15	114	13	.358	5	4	26-32	228	5	3	.987		



19 | IF



EVAN GOFORTH

R/R | 6-2 | 195 | So.

Greenville, Ind.

Floyd Central

Management

Career Notes & Records

Awards: 2022: Named to the All-Big Ten Freshman Team.

2023 Season

Season: Appeared in 13 games with six starts ... Started games at second base (5) and third base (1) ... Made first career appearance at first base after pinch hitting against Ohio (4/22) ... Reached base safely in five games.

Career Highs

At-Bats	4	Six Times; Last at Auburn, 2/19/23
Runs	1	10 Times; Last at Kentucky, 3/14/23
Hits	3	Two Times; at Michigan, 5/7/22
RBI	5	Illinois, 4/30/22
Doubles	2	Illinois, 4/30/22
Triples	--	--
Home Runs	--	--
Total Bases	5	Illinois, 4/30/22
Walks	1	11 Times; Last Indiana State, 3/21/23
Hit-by-Pitch	1	Three Times; Last at Michigan, 5/6/22
Strikeouts	3	Two Times; Last at Louisville, 5/10/22
Stolen Bases	--	--

Career Statistics

	Avg	GP- GS	AB	R	H	2B	3B	HR	RBI	TB	SLG%	BB	HBP	SO	GDP	OB%	SF	SH	SB-ATT	PO	A	E	FLD%
2022	.283	26-10	46	8	13	5	0	0	9	18	.391	7	3	18	1	.404	1	0	0-0	10	16	4	.867
2023	.063	13-6	16	3	1	0	0	0	0	1	.063	5	0	6	1	.286	0	1	0-0	13	8	1	.955
CAREER	.226	39-16	62	11	14	5	0	0	9	19	.306	12	3	24	2	.372	1	1	0-0	23	24	5	.904



27 | RHP



BROOKS EY

R/R | 6-2 | 205 | Jr.

Philadelphia, Pa.

Central (Fordham)

History

Career Notes & Records

Appeared in 27 games on the mound with 20 starts in two seasons at Fordham.

2023 Season

Season: Made 12 appearances with three starts on the mound ... Owns on victory ... First appearance at Indiana came at Auburn (2/18) ... Made first start at IU in the second game of the doubleheader at Illinois (4/15) to earn his first victory in the cream and crimson ... Did not allow a run of his own in two appearances ... Held opponents to three-or-fewer earned runs in nine of 12 outings, including two starts ... Issued two-or-fewer walks in all 12 outings, including six with zero walks ... Stranded two of six inherited runners on the season ... Struck out four-or-more batters once on the season.

Career Highs

* - at Fordham (2021-22)

Innings Pitched	8 *	Two Times; Last St. Bonaventure, 5/15/22
Most Hits	12 *	at George Mason, 4/24/22
Fewest Hits	0 *	at Delaware, 3/27/21
Most Runs	10 *	at George Mason, 4/24/22
Fewest Runs	0	Six Times; Last at Indiana State, 4/4/23
Most Earned Runs	10 *	at George Mason, 4/24/22
Fewest Earned Runs	0	Six Times; Last at Indiana State, 4/4/23
Walks	4 *	Two Times; Last at Texas A&M, 2/19/22
Strikeouts	9 *	Two Times; Last St. Bonaventure, 5/15/22
Wild Pitches	2 *	at Texas A&M, 2/19/22
Hit-by-Pitch	3 *	Saint Louis, 4/2/22
Total Pitches	127 *	at UMass, 4/10/22

Career Statistics

* - at Fordham (2021-22)

	ERA	W-L	App	GS	CG	SHO/CBO	SV	IP	H	R	ER	BB	SO	2B	3B	HR	BF	BAA	WP	HBP	BK	SFA	SHA
2021*	4.99	0-4	12	7	0	0/0	0	52.1	53	34	29	23	40	9	1	5	236	.269	0	6	1	2	8
2022*	6.90	4-5	15	13	0	0/0	0	75.2	99	64	58	25	65	14	1	16	361	.312	10	13	2	4	2
2023	8.74	1-0	11	3	0	0/0	0	22.2	37	23	22	7	16	11	0	2	116	.374	1	6	0	1	3
IU	8.74	1-0	11	3	0	0/0	0	22.2	37	23	22	7	16	11	0	2	116	.374	1	6	0	1	3
CAREER	6.51	5-9	38	23	0	0/0	0	150.2	189	121	109	55	121	34	2	23	713	.308	11	25	3	7	13



28 | OF



SAMUEL MURRISON

R/R | 5-11 | 175 | Jr.

Boca Raton, Fla.

American Heritage

Finance

2023 Season

Season: Appeared in 35 games with one start ... Started in right field at Xavier (5/10) ... Other appearances have come as a pinch runner (4), pinch hitter (3) and defensive replacement (27) ... Owns one multi-RBI game.

Career Highs

At-Bats	5	Two Times; Last at Purdue-2, 4/10/22
Runs	2	Two Times; Last Nebraska, 4/23/22
Hits	3	at Purdue-1, 4/10/22
RBI	5	at Purdue-1, 4/10/22
Doubles	1	Four Times; Last Ohio, 4/22/23
Triples	1	vs. Rutgers, 3/5/21
Home Runs	1	Two Times; Last at Purdue-2, 4/10/22
Total Bases	6	at Purdue-1, 4/10/22
Walks	2	Three Times; Last Illinois, 4/30/22
Hit-by-Pitch	1	Three Times; Last at Cincinnati, 4/20/22
Strikeouts	3	Two Times; Last at Michigan, 5/6/22
Stolen Bases	1	Butler Times; Last Butler, 2/28/23

Career Statistics

	Avg	GP- GS	AB	R	H	2B	3B	HR	RBI	TB	SLG%	BB	HBP	SO	GDP	OB%	SF	SH	SB-ATT	PO	A	E	FLD%
2021	.257	17-10	35	5	9	1	1	0	1	12	.343	1	2	10	0	.316	0	1	2-2	19	0	0	1.000
2022	.229	40-23	83	17	19	2	0	2	10	27	.325	12	1	29	2	.330	1	2	1-1	60	2	0	1.000
2023	.125	35-1	8	4	1	1	0	0	2	2	.250	2	0	2	0	.300	0	0	1-1	4	0	0	1.000
CAREER	.230	92-34	126	26	29	4	1	2	13	41	.325	15	3	41	2	.324	1	3	4-4	83	2	0	1.000



29 | LHP 

RYAN KRAFT

6-4 | 220 | L/L | So.
Mokena, Ill.
Lincoln-Way Central

Secondary Education

Career Notes & Records

Tied for No. 2 among Indiana freshman in strikeouts (59), equaling the mark of **Tim Clifford** (1978) and **Blake Monar** (2009) ... The 59 strikeouts are the most among freshman that were primarily relievers in program history, as **Brad Edwards** (69; 1999), Clifford and Monar each made at least seven starts in their freshman season.

2023 Season

Awards: Named first-team All-Big Ten relief pitcher.

Season: Made 19 appearances with one start on the mound ... Collected six victories and five saves ... Owns two holds ... Earned first collegiate save at Texas (2/26) ... Owns victories over Morehead State (3/17), in the first game of a doubleheader at Penn State (4/2), versus Iowa (4/8), at Illinois-1 (4/15), against Ohio (4/21) and versus Purdue (5/13) ... Saves have come at Texas (2/26), versus Georgetown (5/4), and three times against Bellarmine (3/9-10, 12) ... Posted holds against Indiana State (3/9) and Ohio State (3/25) ... Did not allow an earned run of his own in 13 of 19 appearances ... Stranded six of 10 inherited runners ... Held the opponent to three-or-fewer earned runs in 18 of 19 appearances, which includes all 18 relief appearances ... Issued two-or-fewer walks in 18 outings, with zero walks in seven outings ... 14 of 19 outings have lasted longer than one inning, with 12 of those going two-plus innings ... Carried a streak of 33 1/3 innings without giving up an earned run from February 26 at Texas to April 21 versus Ohio ... The streak included 24 1/3 innings without allowing a run from March 15 against Morehead State to the conclusion of the streak.

Career Highs

Innings Pitched	7 1/3	at Northwestern, 5/6/23
Most Hits	8	Ohio, 4/21/23
Fewest Hits	0	Nine Times; Last Indiana State, 3/21/23
Most Runs	8	Illinois, 4/30/22
Fewest Runs	0	15 Times; Last at Illinois-1, 4/15/23
Most Earned Runs	8	Illinois, 4/30/22
Fewest Earned Runs	0	17 Times; Last at Northwestern, 5/6/23
Walks	4	Xavier, 3/20/22
Strikeouts	7	Two Times; Last at Northwestern, 5/5/23
Wild Pitches	2	Two Times; Last vs. Rutgers, 5/28/22
Hit-by-Pitch	3	Northwestern, 4/3/22
Total Pitches	95	Ohio, 4/21/23

Career Statistics

	ERA	W-L	App	GS	CG	SHO/CBO	SV	IP	H	R	ER	BB	SO	2B	3B	HR	BF	BAA	WP	HBP	BK	SFA	SHA
2022	9.78	2-1	25	1	0	0/0	0	42.1	60	49	46	30	59	8	3	10	231	.326	8	13	0	1	3
2023	2.51	6-1	19	1	0	0-1	5	57.1	55	22	16	21	49	12	1	2	251	.251	1	7	0	1	3
CAREER	5.60	8-2	44	2	0	0-1	5	99.2	115	71	62	51	108	20	4	12	482	.285	9	20	0	2	6



30 | RHP 

SETI MANASE

6-4 | 250 | R/R | Jr.
Puyallup, Wash.
Graham Kapowsin (Tacoma C.C.)

Liberal Studies

Career Notes & Records

Appeared in 19 games with 13 starts on the mound over two seasons at Tacoma Community College ... Posted a 13-2 overall record with two saves at TCC ... Struck out 107 batters to 21 walks over 110 innings of work in two seasons ... Strikeout-to-walk ratio was 5:1 and struck out 8.7 batters per nine innings.

2023 Season

Season: Appeared in 15 games with 13 starts on the mound ... Collected two victories ... Owns victories over Miami (Ohio) (2/21) and Morehead State (3/17) ... Allowed three-or-fewer earned runs in all 15 outings ... Walked two-or-fewer batters in 13 of 15 appearances, with zero walks in five outings ... Struck out seven-or-more batters in one appearances ... Stranded both inherited runners.

Career Highs

Innings Pitched	4 1/3	Bellarmine, 3/12/23
Most Hits	6	vs. Long Beach State, 3/5/23
Fewest Hits	0	Three Times; Last Indiana State, 3/21/23
Most Runs	7	vs. Long Beach State, 3/5/23
Fewest Runs	0	Five Times; Last at Illinois, 4/13/23
Most Earned Runs	3	Maryland, 4/28/23
Fewest Earned Runs	0	Six Times; Last at Illinois, 4/14/23
Walks	3	Two Times; Last Iowa, 4/9/23
Strikeouts	7	Bellarmine, 3/12/23
Wild Pitches	1	Two Times; Last Maryland, 4/28/23
Hit-by-Pitch	1	Two Times; Last at Northwestern, 5/6/23
Total Pitches	69	Bellarmine, 3/12/23

Career Statistics

	ERA	W-L	App	GS	CG	SHO/CBO	SV	IP	H	R	ER	BB	SO	2B	3B	HR	BF	BAA	WP	HBP	BK	SFA	SHA
2023	2.73	2-2	15	13	0	0/0	0	33.0	32	19	10	16	25	11	1	5	148	.256	2	2	0	2	3
CAREER	2.73	2-2	15	13	0	0/0	0	33.0	32	19	10	16	25	11	1	5	148	.256	2	2	0	2	3



31 | RHP 

EVAN WHITEAKER

R/R | 6-4 | 195 | Fr.
West Chester, Ohio
Lakota East

Exercise Science

2023 Season

Season: Appeared in 13 games with two starts on the mound ... Collected two victory ... Owns two holds ... Earned victories over Bellarmine (3/12) and versus Illinois (5/23) at the Big Ten Tournament ... Holds have come versus Miami (Ohio) (2/21) and Kent State (3/28) ... Allowed three-or-fewer earned runs in 12 of 13 outings, with eight scoreless outings ... Walked two-or-fewer batters in 12 appearances, with zero walks in six outings ... Stranded eight of 10 inherited runners.

Prep/Personal

Played for head coach Ray Hamilton at Lakota East High School, where he was a three-year letterwinner ... Tabbed the No. 15 prospect and No. 3 right-handed pitcher in Ohio by Perfect Game ... Earned second-team All-Central Region from Perfect Game as a senior ... Named honorable mention All-Central Region as a sophomore and junior by Perfect Game ... Named first-team All-Greater Miami Conference as a senior ... Owned lowest career WHIP in program history ... Also played hockey ... Son of Anne and Dave Whiteaker ... Born on October 31, 2003 ... Has one younger brother, Andrew.

Career Highs

Innings Pitched	4 1/3	Morehead State, 3/15/23
Most Hits	3	Morehead State, 3/15/23
Fewest Hits	0	Six Times; Last at Michigan State, 5/18/23
Most Runs	4	Ohio State, 3/25/23
Fewest Runs	0	Eight Times; Last at Michigan State, 5/18/23
Most Earned Runs	4	Ohio State, 3/25/23
Fewest Earned Runs	0	Nine Times; Last vs. Illinois, 5/23/23
Walks	4	Ohio State, 3/25/23
Strikeouts	6	vs. Illinois, 5/23/23
Wild Pitches	3	Bellarmine, 3/9/23
Hit-by-Pitch	1	vs. Illinois, 5/23/23
Total Pitches	53	vs. Illinois, 5/23/23

Career Statistics

	ERA	W-L	App	GS	CG	SHO/CBO	SV	IP	H	R	ER	BB	SO	2B	3B	HR	BF	BAA	WP	HBP	BK	SFA	SHA
2023	4.12	2-0	13	2	0	0/0	0	19.2	10	10	9	11	23	0	0	2	80	.152	5	1	0	1	1
CAREER	4.12	2-0	13	2	0	0/0	0	19.2	10	10	9	11	23	0	0	2	80	.152	5	1	0	1	1



32 | IF 

**JOSH
PYNE**
R/R | 6-1 | 190 | So.
Bloomfield, Ind.
Linton-Stockton
Management

Career Highs

At-Bats	6	Five Times; Last at Northwestern, 5/6/23
Runs	4	Purdue, 5/12/23
Hits	4	Three Times; Last Purdue, 5/12/23
RBI	5	Purdue, 5/14/23
Doubles	2	Seven Times; Last at Ball State, 4/25/23
Triples	1	Three Times; Last Purdue, 5/13/23
Home Runs	1	11 Times; Last Purdue, 5/14/23
Total Bases	8	Purdue, 5/14/23
Walks	3	at Northwestern, 5/7/23
Hit-by-Pitch	1	Five Times; Last Bellarmine, 3/11/23
Strikeouts	3	Two Times; Last vs. Maryland, 5/26/22
Stolen Bases	1	Four Times; Last Purdue, 5/12/23

Career Notes & Records

Awards: 2022: Earned Freshman All-America honors from Collegiate Baseball Newspaper, D1Baseball (second team), National Collegiate Baseball Writers Association (second team) and Perfect Game (second team) ... Named to the All-Big Ten Freshman Team.

Ended 2022 ranked tied for No. 8 on the single season doubles list (20) with **Josh Phegley** (2008) and **Kevin Goins** (1991) ... Sixth IU freshman to reach the 70-hit mark (74) and first to lead the team in hits since **Sam Travis** (2012) ... Finished tied for No. 3 on the freshman RBI charts (57) in 2022 at IU ... Joined **Carter Mathison** (58) and **Brook Tibbitts** (43) as the first IU freshman trio to drive in 40 RBIs in the same season in program history.

2023 Season

Awards: Named third-team All-Big Ten at third base.

Season: Started 58 games at third base ... Missed one game with illness (at Kentucky; 3/14) ... Reached base safely in 48 of 58 games with a hit in 42 games ... Scored a run in 30 games ... Drove in an RBI in 28 games ... Owned a season-best 18-game reached base streak from March 4-April 2 ... Season-long hitting streak spanned 12 games from April 11-April 25 ... Also carried an 11 games hitting streak from March 15-April 2 ... Posted 18 multi-hit and 14 multi-RBI games ... Homered against Morehead State (3/16), at Illinois-1 (4/15), at Xavier (5/10) and versus Purdue (5/12 & 14) twice.

Career Statistics

	Avg	GP- GS	AB	R	H	2B	3B	HR	RBI	TB	SLG%	BB	HBP	SO	GDP	OB%	SF	SH	SB-ATT	PO	A	E	FLD%
2022	.327	57-56	226	41	74	20	1	6	57	114	.504	20	3	51	5	.386	2	1	1-2	28	93	8	.938
2023	.300	58-58	237	47	71	15	2	5	54	105	.443	24	3	44	3	.364	5	0	3-3	40	97	11	.926
CAREER	.313	115-114	463	88	145	35	3	11	111	219	.473	44	6	95	8	.375	7	1	4-5	68	190	19	.931



34 | RHP 

**GABE
LEVY**
L/R | 6-0 | 200 | Gr.+
Seattle, Wash.
Ingraham (Davidson)
Data Sciences (master's)

Career Highs

* - at Davidson (2019-22)

Innings Pitched	82 2/3 *	Siena, 3/7/20
Most Hits	10 *	Two Times; Last at Richmond, 4/30/21
Fewest Hits	0	34 Times; Last at Kentucky, 3/14/23
Most Runs	10 *	at VCU, 4/16/21
Fewest Runs	0	36 times; Last Indiana State, 3/21/23
Most Earned Runs	8 *	at VCU, 4/16/21
Fewest Earned Runs	0	38 times; Last Indiana State, 3/21/23
Walks	5 *	Lafayette, 2/28/20
Strikeouts	10 *	Lehigh, 2/15/20
Wild Pitches	3 *	Lafayette, 2/28/20
Hit-by-Pitch	2	at Kentucky, 3/14/23
Total Pitches	114 *	Siena, 3/7/20

Career Notes & Records

Appeared in 63 games on the mound with 20 start in four seasons at Davidson ... Finished 34 career games on the mound with 20 career saves ... Finished 14 games in 2022, one in 2021 and 19 in 2019 ... Owns two of the top-10 single season save marks at Davidson (11, 2019 - T2nd; 8, 2021 - T6th) and ranks No. 4 all-time at with 20 career saves ... Stranded 30 of 55 career inherited runners ... Earned bachelor's degree in mathematics with a minor in data science from Davidson in 2022.

2023 Season


Season: Made 12 appearances, with one start ... Made Indiana debut in the season opener at Auburn (2/17) ... Owns one victory ... Posted one hold ... Picked up a victory over Ohio State (3/25) ... Hold came at Ball State (4/25) ... Has not allowed a run of his own in two appearances ... Stranded four of 16 inherited runners ... Held the opponent to three-or-fewer earned runs in 11 appearances ... Issued two-or-fewer walks in all 12 outings, with zero walks four times.

Career Statistics

* - at Davidson (2019-22)

	ERA	W-L	App	GS	CG	SHO/CBO	SV	IP	H	R	ER	BB	SO	2B	3B	HR	BF	BAA	WP	HBP	BK	SFA	SHA
2019*	2.57	3-1	23	4	0	0/1	11	49.0	37	14	14	12	48	6	0	1	195	.208	4	3	0	1	1
2020*	0.91	3-1	4	4	0	0/0	0	29.2	19	7	3	10	28	2	0	0	119	.181	5	1	0	0	3
2021*	4.61	5-3	13	12	1	0/0	1	70.1	78	41	36	9	65	16	1	8	304	.275	2	7	2	2	2
2022*	3.58	2-0	23	0	0	0/2	8	32.2	34	16	13	9	34	5	0	5	145	.262	6	4	0	0	2
2023	11.21	1-2	12	1	0	0/0	0	17.2	27	26	22	9	15	9	1	5	93	.333	2	2	1	1	0
IU	11.21	1-2	12	1	0	0/0	0	17.2	27	26	22	9	15	9	1	5	93	.333	2	2	1	1	0
CAREER	3.97	14-7	75	21	1	0/3	20	199.1	195	104	88	49	190	38	2	19	856	.251	19	17	3	4	8



35 | C 

**MATTHEW
ELLIS**
L/R | 6-4 | 245 | R-Sr.
Waddy, Ky.
Shelby County (Walters State C.C.)
Liberal Studies

Career Highs

At-Bats	6	Two Times; Last Morehead State, 3/16/23
Runs	3	Three Times; Last Xavier, 3/19/22
Hits	4	Morehead State, 3/16/23
RBI	7	at Missouri State, 3/5/22
Doubles	1	13 Times; Last Morehead State, 3/16/23
Triples	-	-
Home Runs	2	Three Times; Last Kentucky, 3/15/22
Total Bases	10	at Missouri State, 3/5/22
Walks	3	Northwestern, 4/1/22
Hit-by-Pitch	1	11 Times; Last Indiana State, 3/21/23
Strikeouts	3	Four Times; Last Illinois, 4/29/22
Stolen Bases	1	at Clemson, 2/19/22

Career Notes & Records

Awards: 2022: Named third-team All-Big Ten.

Tied for No. 7 on IU's single season home run charts (18) with **Kyle Schwarber** (2013) and **Alex Smith** (1986) ... Finished tied for No. 10 on the single season RBI charts (65) at Indiana, tied with **Seth Bynum** (2004), **Vasili Spanos** (2002) and **Doug DeVore** (1999).

2023 Season

Season: Appeared in 25 games with 24 starts ... Missed two games due to illness and 29 games with an injury (wrist) ... Made starts at catcher (13) and designated hitter (11) ... Reached base safely in 19 of 25 games played ... Collected a hit in 13 games ... Worked a walk in 11 games, including four multi-walk games ... Posted four multi-hit games and four multi-RBI games ... Homered at Auburn (2/17), versus Morehead State (3/16) and in the first two games against Ohio State (3/25-26).

Career Statistics

	Avg	GP- GS	AB	R	H	2B	3B	HR	RBI	TB	SLG%	BB	HBP	SO	GDP	OB%	SF	SH	SB-ATT	PO	A	E	FLD%
2022	.271	59-59	218	44	59	10	0	18	65	123	.564	40	7	68	10	.398	1	0	1-1	339	23	3	.992
2023	.250	25-24	76	10	19	3	0	4	20	34	.447	15	4	19	1	.392	2	0	0-0	109	6	0	1.000
CAREER	.265	84-83	294	54	78	13	0	22	85	157	.534	55	11	87	11	.397	3	0	1-1	448	29	3	.994



36 | C



RILEY LANGERMAN

R/R | 6-1 | 180 | Sr.+

Parker, Colo.

Chaparral (Maryland)

Business Management (master's)

Career Notes & Records

Appeared in 26 games with 16 starts over two seasons at Maryland ... Part of back-to-back NCAA Tournament teams in 2021 and 2022 at Maryland ... Helped the Terrapins to the first regular season conference title since 1971 during the 2022 season ... Earned degree in economics from Maryland in 2022.

2023 Season

Season: Appeared in 13 games with one start at catcher ... Made first start of Indiana career at Cincinnati (4/19).

Career Highs

* - at Maryland (2021-22)

At-Bats	5 *	at Baylor, 2/19/22
Runs	2 *	Three Times; Last Navy, 4/26/22
Hits	3 *	Towson, 3/29/22
RBIs	1	Five Times; Last at East Carolina, 3/3/23
Doubles	1 *	George Mason, 4/5/22
Triples	--	--
Home Runs	--	--
Total Bases	3 *	Towson, 3/29/22
Walks	3 *	Navy, 4/26/22
Hit-by-Pitch	1 *	Three Times; Last George Mason, 4/5/22
Strikeouts	3 *	at Baylor, 2/19/22
Stolen Bases	--	--

Career Statistics

* - at Maryland (2021-22)

	Avg	GP-GS	AB	R	H	2B	3B	HR	RBI	TB	SLG%	BB	HBP	SO	GDP	OB%	SF	SH	SB-ATT	PO	A	E	FLD%
2021*	.091	12-7	22	3	2	0	0	0	1	2	.091	5	0	8	0	.259	0	1	0-0	61	6	1	.985
2022*	.194	14-9	31	9	6	1	0	0	3	7	.226	7	3	12	0	.390	0	1	0-0	81	4	0	1.000
2023	.000	13-1	7	0	0	0	0	0	1	0	.000	1	0	4	0	.111	1	0	0-0	39	3	0	1.000
IU	.000	13-1	7	0	0	0	0	0	1	0	.000	1	0	4	0	.111	1	0	0-0	39	3	0	1.000
CAREER	.133	39-17	60	12	8	1	0	0	5	9	.150	13	3	24	0	.312	1	2	0-0	181	13	1	.995



37 | RHP



LUKE SINNARD

R/R | 6-8 | 250 | So.

Hendersonville, Tenn.

Beech (Western Kentucky)

Sport Marketing & Management

Career Notes & Records

Tied for single-season strikeout record at Indiana with 109 entering the NCAA Tournament, a record that was originally set 89 seasons ago ... Equaled the mark of **Vernon "Whitey" Wilshere** (1934) and **Eric Arnett** (2009) ... Only Big Ten pitcher with multiple double-digit strikeout games during the season ... Tied for the best single-game strikeout mark in the Big Ten in 2023 (13, vs. Morehead State) ... Appeared in 11 games with four starts on the mound in one season at Western Kentucky.

2023 Season

Awards: Tabbed second-team All-Big Ten as a starting pitcher ... Named to the Collegiate Baseball Newspaper Player of the Week Honor Roll on March 20 after a 13-strikeout effort against Morehead State.

Season: Started 15 games on the mound ... Collected six victories ... Made Indiana debut in a start of the series finale at Auburn (2/19) and earned his first win in the cream and crimson ... Posted six quality starts ... Held opponents to three-or-fewer runs in nine of 15 outings ... Issued two-or-fewer walks in 12 of 15 outings ... Struck out seven-or-more batters in nine games, with three double-digit strikeout game.

Career Highs

* - at Western Kentucky (2022)

Innings Pitched	7	Ohio, 4/22/23
Most Hits	10	Maryland, 4/29/23
Fewest Hits	1 *	Two Times; Last Southern Miss, 3/27/22
Most Runs	6	Two Times; Last Maryland, 4/29/23
Fewest Runs	0	Five Times; Last at Northwestern, 5/5/23
Most Earned Runs	6	Two Times; Last Maryland, 4/29/23
Fewest Earned Runs	0	Seven Times; Last vs. Iowa, 5/25/23
Walks	4	Maryland, 4/29/23
Strikeouts	13	Morehead State, 3/17/23
Wild Pitches	2	Purdue, 5/12/23
Hit-by-Pitch	2	vs. Iowa, 5/23/23
Total Pitches	117	vs. Iowa, 5/25/23

Career Statistics

* - at Western Kentucky (2022)

	ERA	W-L	App	GS	CG	SHO/CBO	SV	IP	H	R	ER	BB	SO	2B	3B	HR	BF	BAA	WP	HBP	BK	SFA	SHA
2022*	7.18	1-2	11	4	0	0/0	0	26.1	39	27	21	11	28	7	0	6	126	.355	3	0	1	3	2
2023	4.16	6-3	15	15	0	0/2	0	84.1	81	42	39	25	109	20	0	14	362	.248	5	7	1	2	2
IU	4.16	6-3	15	15	0	0/2	0	84.1	81	42	39	25	109	20	0	14	362	.248	5	7	1	2	2
CAREER	4.88	7-5	26	19	0	0/2	0	110.2	120	69	60	36	137	27	0	20	488	.275	8	7	2	5	4



38 | RHP



COOPER KATSKEE

R/R | 6-4 | 200 | Fr.

Greenwood Village, Colo.

Cherry Creek

Finance

2023 Season

Season: Made 10 appearances, all in relief ... Made collegiate debut in relief against Miami (Ohio) (2/21) ... Owns one victory ... Posted one hold ... Earned first collegiate victory in relief against Ball State (4/11) ... Owns a hold versus Kent State (3/28) ... Did not allow a run of his own in three appearances ... Stranded six of 12 inherited runners ... Held the opponent to three-or-fewer earned runs in nine outings ... Issued two-or-fewer walks in all 10 appearances, with zero walks in five outings.

Prep/Personal

Played for head coach Marc Johnson at Cherry Creek High School, where he was a two-year letterwinner ... Spent the fall of his senior season at Burke High School in Omaha, Nebraska ... Rated the No. 27 overall prospect and No. 9 right-handed pitcher in Colorado by Perfect Game ... Three-time honorable mention All-West Region by Perfect game ... Earned honorable mention all-state and first-team All-Centennial Conference as a senior ... Led Colorado High School Activities Association Class 5A in regular season strikeouts (74) as a senior ... Selected to the Colorado Dugout Club Coaches Association All-Star Game as a senior ... Lettered three times in football, twice at CCHS and once at BHS as a quarterback ... Part of the CHSAA Class 5A state championship football team as a sophomore ... Helped Burke High School to the Omaha Public School Conference title as a senior ... Participated in the Iowa/Nebraska All-Star Game as a senior in football ... Denver Dream Center Youth Intern ... Son of Kendall and Scott Katskee ... Born on November 30, 2003 ... Has one younger sister, Coco ... Father, Scott, lettered in baseball at Colorado State from 1987-89 ... Uncle James Carr lettered in football at Cal State Northridge from 1983-87 ... Cousin, Tommy Carr, lettered in football at Indiana State in 2019.

Career Highs

Innings Pitched	2	Two Times; Last Ball State, 4/11/23
Most Hits	3	Miami (Ohio), 2/21/23
Fewest Hits	0	Purdue Fort Wayne, 3/8/23
Most Runs	4	Two Times; Last Ball State, 4/11/23
Fewest Runs	0	Three Times; Last Maryland, 4/28/23
Most Earned Runs	4	at Kentucky, 3/14/23
Fewest Earned Runs	0	Three Times; Last Maryland, 4/28/23
Walks	2	at Kentucky, 3/14/23
Strikeouts	2	Three Times; Last Ball State, 4/11/23
Wild Pitches	2	Butler, 2/28/23
Hit-by-Pitch	1	Three Times; Last Kent State, 3/28/23
Total Pitches	33	Kent State, 3/28/23

Career Statistics

	ERA	W-L	App	GS	CG	SHO/CBO	SV	IP	H	R	ER	BB	SO	2B	3B	HR	BF	BAA	WP	HBP	BK	SFA	SHA
2023	7.50	1-1	10	0	0	0-0	0	12.0	15	13	10	6	12	5	0	3	57	.319	3	3	0	1	0
CAREER	7.50	1-1	10	0	0	0-0	0	12.0	15	13	10	6	12	5	0	3	57	.319	3	3	0	1	0



39 | LHP 

NATHAN BALL

L/L | 6-3 | 205 | Sr.
Perrysburg, Ohio
Perrysburg (Youngstown State)

Liberal Studies

Career Notes & Records

Appeared in 37 games on the mound with one start over three seasons at Youngstown State ... Finished 24 career games and has nine career saves ... All nine saves came in 2022 at Youngstown State ... Ranks No. 2 in Youngstown State single season history with nine saves, which are the most by a YSU reliever since *Andy Svitak* (9; 2007).

2023 Season

Season: Made six appearances, all in relief ... Made Indiana debut against Miami (Ohio) (2/21) ... Owns one hold ... Posted a hold against Kent State (3/28) ... Did not allow a run of his own in four appearances ... Stranded one of two inherited runners ... Held opponents to three-or-fewer runs in five appearances ... Issued two-or-fewer walks in six appearances.

Career Highs

* - at Youngstown State (2020-22)

Innings Pitched	2 1/3 *	Northern Kentucky, 4/10/22
Most Hits	4 *	at New Orleans, 3/12/22
Fewest Hits	0	16 Times; Last Maryland, 4/28/23
Most Runs	4 *	at UIC, 5/2/21
Fewest Runs	0	24 Times; Last Maryland, 4/28/23
Most Earned Runs	3 *	Four Times; Last vs. Oakland, 5/27/22
Fewest Earned Runs	0	26 Times; Last Maryland, 4/28/23
Walks	3 *	Two Times; Last vs. Oakland, 5/27/22
Strikeouts	3	Four Times; Last Kent State, 3/28/23
Wild Pitches	1	Nine Times; Last Purdue Fort Wayne, 3/8/23
Hit-by-Pitch	1	Four Time; Last Purdue Fort Wayne, 3/8/23
Total Pitches	52 *	vs. Oakland, 5/27/22

Career Statistics

* - at Youngstown State (2020-22)

	ERA	W-L	App	GS	CG	SHO/CBO	SV	IP	H	R	ER	BB	SO	2B	3B	HR	BF	BAA	WP	HBP	BK	SFA	SHA
2020*	99.00	0-0	1	0	0	0/0	0	0.0	0	2	2	2	0	0	0	0	2	.000	0	0	0	0	0
2021*	10.80	1-0	10	0	0	0/0	0	6.2	9	12	8	8	7	3	0	2	39	.300	4	1	0	0	0
2022*	5.55	1-4	26	1	0	0/0	9	24.1	22	17	15	10	27	3	0	4	104	.244	4	2	0	0	2
2023	12.60	0-0	6	0	0	0/0	0	5.0	6	7	7	5	7	2	0	0	28	.300	3	3	0	0	0
IU	12.60	0-0	6	0	0	0/0	0	5.0	6	7	7	5	7	2	0	0	28	.300	3	3	0	0	0
CAREER	8.00	2-4	43	1	0	0/0	9	36.0	37	38	32	25	41	8	0	6	173	.264	11	6	0	0	2



40 | RHP 

ETHAN PHILLIPS

S/R | 6-0 | 190 | Fr.
Dunedin, Fla.
Calvary Christian

Finance

2023 Season

Awards: Garnered Big Ten Pitcher of the Week on April 24 after earning two victories on the mound the previous week.

Season: Made 14 appearances with two starts on the mound ... Posted four victories ... Made collegiate debut in relief against Purdue Fort Wayne (3/8) ... Owns victories over Kent State (3/28), Louisville (4/18), Ohio (4/23) and Evansville (5/16) ... Did not allow a run of his own in seven appearances ... Stranded five of nine inherited runners ... Held the opponent to three-or-fewer earned runs in 13 of 14 outings ... Issued two-or-fewer walks in 11 of 14 appearances.

Prep/Personal

Played for head coach Greg Olsen at Calvary Christian High School, where he was a two-year letterwinner ... Rated as the No. 104 prospect and No. 38 right-handed pitcher in Florida by Perfect Game ... Selected All-Florida Region as a junior and senior by Perfect Game ... Earned Florida State All-Star and All-Pinellas County as a senior ... Finished career with a 7-0 record and 0.58 ERA over 48.2 career innings ... Allowed one run over 29 innings of work in 10 appearance (4 starts) as a senior ... Struck out 46 batters and walked just seven ... Set program record for single ERA (0.24) ... Also lettered once in football ... Logged 110 hours of community service in high school ... Volunteered at his local soup kitchen and at local baseball camps ... Son of Coleen and Drew Phillips ... Born on November 11, 2003 ... Has one brother, Andrew, and one sister, Ashley.

Career Highs

Innings Pitched	4 2/3	Bellarmine, 3/11/23
Most Hits	5	Maryland, 4/28/23
Fewest Hits	0	Two Times; Last Ohio, 4/23/23
Most Runs	7	Maryland, 4/28/23
Fewest Runs	0	Six Times; Last Ohio, 4/23/23
Most Earned Runs	7	Maryland, 4/28/23
Fewest Earned Runs	0	Seven Times; Last Ohio, 4/23/23
Walks	3	Two Times; Last Evansville, 5/16/23
Strikeouts	5	Ohio, 4/23/23
Wild Pitches	1	Ohio, 4/23/23
Hit-by-Pitch	3	at Northwestern, 5/7/23
Total Pitches	66	Louisville, 4/18/23

Career Statistics

	ERA	W-L	App	GS	CG	SHO/CBO	SV	IP	H	R	ER	BB	SO	2B	3B	HR	BF	BAA	WP	HBP	BK	SFA	SHA
2023	4.70	4-0	14	2	0	0/0	0	30.2	28	17	16	16	25	5	0	4	137	.248	2	8	1	0	0
CAREER	4.70	4-0	14	2	0	0/0	0	30.2	28	17	16	16	25	5	0	4	137	.248	2	8	1	0	0



41 | LHP 

TY BOTHWELL

L/L | 5-10 | 200 | R-Sr.
Hebron, Ind.
Boone Grove

Animal Behavior

2023 Season

Season: Made 12 appearances with eight starts on the mound ... Collected four victories ... Owns victories over Butler (2/28), Purdue Fort Wayne (3/8), at Xavier (5/10) and versus Purdue (5/14) ... Has not allow a run of his own in two appearances ... Held the opponent to three-or-fewer earned runs in 11 of 12 appearances ... Stranded both inherited runners ... Issued two-or-fewer walks in 10 appearances, including two with zero walks ... Struck out six-or-more batters once.

Career Highs

Innings Pitched	7	Minnesota-1, 5/15/22
Most Hits	7	Two Times; Last vs. Michigan, 5/26/23
Fewest Hits	0	14 Times; Last at Ball State, 4/23/23
Most Runs	5	Two Times; Last vs. Michigan, 5/26/23
Fewest Runs	0	14 Times; Last at Indiana State, 4/4/23
Most Earned Runs	5	Penn State, 3/14/21
Fewest Earned Runs	0	17 Times; Last at Indiana State, 4/4/23
Walks	4	Four Times; Last at Indiana State, 4/4/23
Strikeouts	10	at Minnesota, 3/7/21
Wild Pitches	1	Eight Times; Last at Indiana State, 4/4/23
Hit-by-Pitch	2	Four Times; Last at Indiana State, 4/4/23
Total Pitches	111	Minnesota-1, 5/15/22

Career Statistics

	ERA	W-L	App	GS	CG	SHO/CBO	SV	IP	H	R	ER	BB	SO	2B	3B	HR	BF	BAA	WP	HBP	BK	SFA	SHA
2020	6.00	0-0	3	0	0	0/0	0	3.0	1	2	2	4	5	0	0	0	15	.100	0	1	0	0	0
2021	2.73	2-1	11	4	0	0/2	1	33.0	21	14	10	15	43	6	1	3	138	.174	2	2	0	0	0
2022	4.47	3-2	19	2	0	0/1	0	48.1	36	27	24	33	67	12	1	6	219	.206	5	8	1	0	3
2023	7.03	4-2	12	8	0	0/0	0	24.1	23	21	19	20	22	8	0	2	120	.250	1	7	1	0	1
CAREER	4.56	9-5	45	14	0	0/3	1	108.2	81	64	55	72	137	26	2	11	492	.204	8	18	2	0	4



42 | LHP 

BEN SEILER

L/L | 6-6 | 245 | Sr.+
Albany, N.Y.
The Albany Academy (Siena)
Public Affairs (master's)

Career Notes & Records

Appeared in 38 games on the mound with 29 starts in four seasons at Siena ... Served as No. 2 starter during the 2022 season at Siena ... Owned No. 1 single-game strikeout mark nationally in 2022 with 19 strikeouts at Niagara (4/23/22) ... Earned degree in political communications with minor in criminal justice from Siena in 2022 ... Pursuing his master's in public affairs.

2023 Season

Season: Appeared in 19 games with seven starts on the mound ... Made Friday night starts in each of the first four weekends ... Made Indiana debut in a start on Opening Day at Auburn (2/17) ... Owns one victory ... Collected one save ... Earned one hold ... Victory came in relief at Northwestern (5/7) ... Earned firsts collegiate save against Morehead State (3/16) ... Posted a hold versus Ohio State (3/26) in the second game of a doubleheader ... Held opponents to three-or-fewer earned runs in 18 of 19 outings, which includes six starts ... Stranded six of seven inherited runners ... Fanned seven-plus batters in one appearances ... Issued two-or-fewer walks in 17 outings.

Career Highs

* - at Siena (2019-22)

Innings Pitched	9 *	at Niagara, 4/23/22
Most Hits	11 *	at Jacksonville State, 3/5/22
Fewest Hits	0	Three Times; Last at Michigan State, 5/19/23
Most Runs	9 *	at Fairfield, 5/20/22
Fewest Runs	0	Six Times; Last vs. Illinois, 5/23/23
Most Earned Runs	8 *	at Fairfield, 5/20/22
Fewest Earned Runs	0	Six Times; Last vs. Illinois, 5/23/22
Walks	5 *	at Fairfield, 5/20/22
Strikeouts	19 *	at Niagara, 4/23/22
Wild Pitches	3 *	Saint Peter's, 3/27/22
Hit-by-Pitch	2	Two Times; Last vs. Michigan, 5/26/23
Total Pitches	132 *	Saint Peter's, 3/27/22

Career Statistics

* - at Siena (2019-22)

	ERA	W-L	App	GS	CG	SHO/CBO	SV	IP	H	R	ER	BB	SO	2B	3B	HR	BF	BAA	WP	HBP	BK	SFA	SHA
2019*	6.54	1-3	14	9	0	0/1	0	31.2	37	26	23	28	30	9	4	1	160	.291	3	3	0	1	1
2020*	8.69	0-3	4	4	0	0/0	0	19.2	28	19	19	11	15	6	0	2	94	.350	2	0	1	1	2
2021*	9.50	1-2	7	3	0	0/0	0	18.0	22	23	19	20	19	6	0	1	101	.286	2	4	1	0	2
2022*	4.35	4-6	13	13	0	0/0	0	80.2	89	59	39	28	86	18	1	9	377	.266	13	9	0	2	4
2023	5.72	1-3	19	7	0	0/0	1	39.1	45	29	25	19	34	7	0	1	183	.288	3	4	0	2	2
IU	5.72	1-3	19	7	0	0/0	1	39.1	45	29	25	19	34	7	0	1	183	.288	3	4	0	2	2
CAREER	5.94	7-17	57	36	0	0/1	1	189.1	221	156	125	106	184	46	5	14	915	.286	23	20	2	6	11



43 | IF 

ADRIAN VEGA

R/R | 6-0 | 205 | So.
Miramar, Fla.
Archbishop McCarthy (Butler)
Political Science

Career Notes & Records

Made 15 appearances with three starts on the mound one season at Butler ... Owns one career save.

2023 Season

Season: Made 11 appearances, all in relief ... Owns one victory ... Made Indiana debut against at Auburn on Opening Day (2/17) ... Posted the victory at Ball State (4/25) ... Stranded four of nine inherited runners ... Held opponents to three-or-fewer earned runs in 10 of 11 outings ... Issued two-or-fewer walks in all 11 outings, with zero walks in six appearances ... Struck out five-or-more batters in relief in one outing.

Career Highs

* - at Butler (2022)

Innings Pitched	6 *	at Creighton, 5/13/22
Most Hits	7 *	Seton Hall, 5/19/22
Fewest Hits	0	Four Times; Last at Auburn, 2/17/23
Most Runs	7 *	Seton Hall, 5/19/22
Fewest Runs	0	Eight Times; Last Ohio State, 3/25/23
Most Earned Runs	4	Two Times; Last at Cincinnati, 4/19/23
Fewest Earned Runs	0	Seven Times; Last at Kentucky, 3/14/23
Walks	2	Five Times; Last at Ball State, 4/25/23
Strikeouts	7	Three Times; Last at Cincinnati, 4/19/23
Wild Pitches	2 *	at Creighton, 5/13/22
Hit-by-Pitch	3 *	Eastern Michigan, 3/20/22
Total Pitches	98 *	Xavier, 5/7/22

Career Statistics

* - at Butler (2022)

	ERA	W-L	App	GS	CG	SHO/CBO	SV	IP	H	R	ER	BB	SO	2B	3B	HR	BF	BAA	WP	HBP	BK	SFA	SHA
2022*	4.95	0-1	15	3	0	0/0	1	43.2	42	27	24	11	45	12	2	2	192	.251	4	9	0	0	5
2023	7.00	1-0	11	0	0	0/0	0	18.0	23	14	14	7	18	6	1	3	84	.315	1	0	0	4	0
IU	7.00	1-0	11	0	0	0/0	0	18.0	23	14	14	7	18	6	1	3	84	.315	1	0	0	4	0
CAREER	5.55	1-1	26	3	0	0/0	1	61.2	65	41	38	18	63	18	3	5	276	.271	5	9	0	4	5



44 | RHP 

COOPER HELLMAN

R/R | 6-4 | 180 | So.
Goshen, Ky.
North Oldham (Western Kentucky)
Sport Marketing & Management

Career Notes & Records

Made 16 appearances with eight starts on the mound in one season at Western Kentucky.

2023 Season

Season: Made seven appearances, all in relief ... Made Indiana debut in relief at Auburn (2/18) ... Stranded one of four inherited runners ... Held opponents to three-or-fewer runs in all seven appearances, with five scoreless appearances ... Issued two-or-fewer walks in all seven outings.

Career Highs

* - at Western Kentucky (2022)


Innings Pitched	7 *	FIU, 4/9/22
Most Hits	5 *	at Rice, 4/30/22
Fewest Hits	0	Eight Times; Last vs. Michigan, 5/26/23
Most Runs	5 *	at Rice, 4/30/22
Fewest Runs	0	11 Times; Last vs. Michigan, 5/26/23
Most Earned Runs	5 *	at Rice, 4/30/22
Fewest Earned Runs	0 *	11 Times; Last vs. Michigan, 5/26/23
Walks	4 *	at Rice, 4/30/22
Strikeouts	5 *	FIU, 4/9/22
Wild Pitches	1	Eight Times; Last at Auburn, 2/18/23
Hit-by-Pitch	1	10 Times; Last at Kentucky, 3/14/23
Total Pitches	87 *	FIU, 4/9/22

Career Statistics

* - at Western Kentucky (2022)

	ERA	W-L	App	GS	CG	SHO/CBO	SV	IP	H	R	ER	BB	SO	2B	3B	HR	BF	BAA	WP	HBP	BK	SFA	SHA
2022*	6.00	1-6	16	8	0	0/0	0	33.0	27	32	22	27	32	8	1	4	165	.209	7	7	0	2	0
2023	7.71	0-0	7	0	0	0/0	0	4.2	7	4	4	1	2	1	0	1	24	.350	1	3	0	0	0
IU	7.71	0-0	7	0	0	0/0	0	4.2	7	4	4	1	2	1	0	1	24	.350	1	3	0	0	0
CAREER	6.21	1-6	23	8	0	0/0	0	37.2	34	36	26	28	34	9	1	5	189	.228	8	10	0	2	0



45 | RHP 

**AYDAN
DECKER-PETTY**
R/R | 6-5 | 180 | Fr.
New Castle, Ind.
New Castle
Sport Marketing & Management


2023 Season
Season: Made eight appearances, all in relief ... Collected one win ... Owns one hold ... Made collegiate debut against Purdue Fort Wayne (3/8) ... Collected first collegiate victory in relief against Bellarmine (3/10) ... Posted a hold versus Kent State (3/28) ... Did not allow a run of his own in four of eight appearances ... Stranded two of four inherited runners ... Held the opponent to three-or-fewer earned runs in all eight outings ... Issued two-or-fewer walks in all eight outings, with zero walks in three appearances.

Prep/Personal
Played for head coach Josh Cooper at New Castle High School, where he was a four-year letterwinner ... Rated the No. 149 right-handed pitcher nationally by Perfect Game ... Tabbed No. 6 overall and No. 4 right-handed pitcher in Indiana by Perfect Game ... Garnered high honorable mention All-America from Perfect Game as a junior and senior ... Named first-team All-Central Region as a senior ... Tabbed second-team All-Central Region as a junior and honorable mention All-Central Region as a sophomore per Perfect Game... Earned all-state honors as a junior and senior ... Also lettered once in basketball ... Son of Traci Decker-Petty ... Born on February 17, 2004 ... Has one older brother, Dylan, who is an Indiana graduate.

Career Highs		
Innings Pitched	2 2/3	Bellarmine, 3/10/23
Most Hits	2	Three Times; Last Maryland, 4/28/23
Fewest Hits	0	Two Times; Last Bellarmine, 3/10/23
Most Runs	2	Two Times; Last Maryland, 4/28/23
Fewest Runs	0	Three Times; Last Indiana State, 3/21/23
Most Earned Runs	2	Maryland, 4/28/23
Fewest Earned Runs	0	Four Times; Last Kent State, 3/21/23
Walks	2	Ohio State, 3/26/23
Strikeouts	3	Bellarmine, 3/10/23
Wild Pitches	--	--
Hit-by-Pitch	1	Iowa, 4/7/23
Total Pitches	36	Bellarmine, 3/10/23

Career Statistics																							
	ERA	W-L	App	GS	CG	SHO/CBO	SV	IP	H	R	ER	BB	SO	2B	3B	HR	BF	BAA	WP	HBP	BK	SFA	SHA
2023	4.35	1-0	8	0	0	0/0	0	10.1	9	7	5	6	10	2	0	1	47	.225	0	1	0	0	0
CAREER	4.35	1-0	8	0	0	0/0	0	10.1	9	7	5	6	10	2	0	1	47	.225	0	1	0	0	0



51 | RHP 

**BRAYDEN
RISEDORPH**
R/R | 6-3 | 230 | Fr.
Kendallville, Ind.
East Noble
Exercise Science

2023 Season
Season: Made 23 appearances, with five starts on the mound ... Made collegiate debut against Miami (Ohio) (2/21) in relief ... First career start came against Bellarmine (3/9) to open the series ... Has two victories ... Owns six saves ... Posted one hold ... Collected victories over Iowa (4/9) and at Cincinnati (4/19) ... Earned saves against Kent State (3/28), Ohio (4/23), at Northwestern (5/6-7), at Xavier (5/10) and at Michigan State (5/20) ... Hold came versus Ohio State (3/26) in the series finale ... Has not allowed a run of his own in 10 appearances ... Stranded one of four inherited runners ... Held the opponent to three-or-fewer earned runs in 21 of 23 outings ... Issued two-or-fewer walks in 21 of 23 appearances, with zero walks in 13 outings.

Prep/Personal
Played for head coach Aaron Desmonds at East Noble High School, where he was a three-year letterwinner ... Rated the No. 221 overall prospect and No. 66 right-handed pitcher nationally by Perfect Game ... Slotted as the No. 4 prospect and No. 2 right-handed pitcher in Indiana by Perfect Game ... Named first-team All-Central Region as a senior per Perfect Game ... Honorable mention All-Central Region as a junior according to Perfect Game ... Tabbed honorable mention Class 4A all-state by the Indiana High School Baseball Coaches Association as a senior ... Appeared in eight games as a senior with 38 2/3 innings pitched ... Struck out 74 batters ... Logged 35 innings with 60 strikeouts over eight appearances as a junior ... Son of Iole and Randy Risedorph ... Born on July 30, 2003 ... Has three older brothers, AJ, Ryan and Eric ... Older brother, AJ, lettered in baseball at IPFW ... Older brother, Ryan, lettered in baseball at Vincennes University.

Career Highs		
Innings Pitched	4	Three Times; Last Purdue, 5/13/23
Most Hits	6	Maryland, 4/28/23
Fewest Hits	0	Five Times; Last at Xavier, 5/10/23
Most Runs	7	Maryland, 4/28/23
Fewest Runs	0	Nine Times; Last at Xavier, 5/10/23
Most Earned Runs	7	Maryland, 4/28/23
Fewest Earned Runs	0	12 Times; Last vs. Illinois, 5/23/23
Walks	3	Morehead State, 3/16/23
Strikeouts	7	at Cincinnati, 4/19/23
Wild Pitches	1	Three Times; Last Indiana State, 3/21/23
Hit-by-Pitch	2	Two Times; Last Maryland, 4/28/23
Total Pitches	75	at Michigan State, 5/19/23

Career Statistics																							
	ERA	W-L	App	GS	CG	SHO/CBO	SV	IP	H	R	ER	BB	SO	2B	3B	HR	BF	BAA	WP	HBP	BK	SFA	SHA
2023	4.47	2-1	23	5	0	0/0	6	46.1	45	32	23	15	55	6	1	2	212	.247	4	9	1	4	2
CAREER	4.47	2-1	23	5	0	0/0	6	46.1	45	32	23	15	55	6	1	2	212	.247	4	9	1	4	2



55 | RHP 

**WES
BURTON**
R/R | 6-8 | 235 | Gr.
Santa Monica, Calif.
Windward School (Ole Miss)
Online Teaching & Learning (master's)

Career Notes & Records
Appeared in 24 games on the mound with one start in three seasons at Ole Miss, where he helped the Rebels win the College World Series in 2022 ... Earned bachelor's degree in business from Ole Miss in Spring 2022.

2023 Season
Season: Made 12 appearances, all in relief ... Posted one save ... Owns two holds ... Save came in the second game of a doubleheader at Penn State (4/2) ... Posted holds versus Kent State (3/28) and Evansville (5/16) ... Stranded five of eight inherited runners ... Has not allow a run of his own in nine appearances ... Issued two-or-fewer walks in all 12 outings ... Owns one game with five-plus strikeouts.

Career Highs		
Innings Pitched	2 2/3 *	vs. Arkansas, 5/29/21
Most Hits	3 *	LSU, 4/23/21
Fewest Hits	0	19 Times; Last at Xavier, 5/10/23
Most Runs	3	Two Times; Last at Cincinnati, 4/19/23
Fewest Runs	0	22 Times; Last at Xavier, 5/10/23
Most Earned Runs	3	Two Times; Last at Cincinnati, 4/19/23
Fewest Earned Runs	0	22 Times; Last at Xavier, 5/10/23
Walks	3 *	Three Times; Last North Alabama, 3/29/22
Strikeouts	5	at Penn State-2, 4/2/23
Wild Pitches	1	Five Times; Last at Cincinnati, 4/19/23
Hit-by-Pitch	2 *	Southern Miss, 2/25/20
Total Pitches	56 *	at Texas A&M, 5/8/21

Career Statistics																							* - at Ole Miss (2020-22)				
	ERA	W-L	App	GS	CG	SHO/CBO	SV	IP	H	R	ER	BB	SO	2B	3B	HR	BF	BAA	WP	HBP	BK	SFA	SHA				
2020*	1.42	1-0	4	1	0	0/0	0	6.1	3	1	1	5	7	1	0	0	29	.136	0	2	0	0	0				
2021*	3.57	0-0	15	0	0	0/0	0	17.2	12	8	7	13	31	3	0	2	78	.188	2	1	0	0	0				
2022*	15.43	0-0	5	0	0	0/0	0	2.1	1	4	4	8	5	0	0	1	15	.143	0	0	0	0	0				
2023	3.86	0-0	12	0	0	0-0	1	14.0	5	6	6	14	17	0	0	1	61	.114	4	2	0	1	0				
IU	3.86	0-0	12	0	0	0-0	1	14.0	5	6	6	14	17	0	0	1	61	.114	4	2	0	1	0				
CAREER	4.02	1-0	36	1	0	0-0	1	40.1	21	19	18	40	60	4	0	4	183	.153	6	5	0	1	0				

Media Roster



1 | Phillip Glasser
IF | L/R | Sr.+
Tallmadge, Ohio



2 | Luke Hayden
RHP | R/R | So.
Bloomington, Ind.



3 | Carter Mathison
OF | L/L | So.
Fort Wayne, Ind.



4 | Hunter Jessee
OF | L/L | Sr.
South Lebanon, Ohio



5 | Devin Taylor
OF | L/R | Fr.
Cincinnati, Ohio



6 | Peter Serruto
C | R/R | Sr.+
Short Hills, N.J.



7 | Ethan Vecrumba
OF | L/R | Sr.
Bloomington, Ind.



8 | Tyler Cerny
IF | R/R | Fr.
Greenwood, Ind.



9 | Brock Tibbitts
C | R/R | So.
New Albany, Ohio



10 | Morgan Colopy
OF | R/R | R-Jr.
Centerville, Ohio



11 | Jorge De Goti
IF | R/R | So.
Miami, Fla.



12 | Craig Yoho
RHP | R/R | R-Sr.
Fishers, Ind.



14 | Connor Foley
RHP | R/R | Fr.
Jasper, Ind.



15 | Austin Bode
C | L/R | So.
Columbus, Ind.



16 | Bobby Whalen
OF | R/R | R-Jr.
Camp Hill, Pa.



18 | Grant Holderfield
LHP | L/L | So.
Oak Park, Ill.



19 | Evan Goforth
IF | R/R | So.
Greenville, Ind.



23 | Joey Brenzewski
IF | S/R | Fr.
Fishers, Ind.



27 | Brooks Ey
RHP | R/R | Jr.
Philadelphia, Pa.



28 | Sam Murrison
OF | R/R | Jr.
Boca Raton, Fla.



29 | Ryan Kraft
LHP | L/L | So.
Mokena, Ill.



30 | Seti Manase
RHP | R/R | Jr.
Puyallup, Washington



31 | Evan Whiteaker
RHP | R/R | Fr.
West Chester, Ohio



32 | Josh Pyne
IF | R/R | So.
Bloomfield, Ind.



33 | AJ Shepard
C | R/R | Fr.
Manassas, Va.



34 | Gabe Levy
RHP | L/R | Gr.+
Seattle, Wash.



35 | Matthew Ellis
C | L/R | R-Jr.
Waddy, Ky.



36 | Riley Langerman
C | R/R | Sr.+
Parker, Colo.



37 | Luke Sinnard
RHP | R/R | So.
Hendersonville, Tenn.



38 | Cooper Katskee
RHP | R/R | Fr.
Greenwood Village, Colo.



39 | Nathan Ball
LHP | L/L | Sr.
Perrysburg, Ohio



40 | Ethan Phillips
RHP | S/R | Fr.
Dunedin, Fla.



41 | Ty Bothwell
LHP | L/L | R-Jr.
Hebron, Ind.



42 | Ben Seiler
LHP | R/L | Sr.+
Albany, N.Y.



43 | Adrian Vega
RHP | R/R | So.
Miramar, Fla.



44 | Cooper Hellman
RHP | R/R | So.
Goshen, Ky.



45 | Aydan Decker-Petty
RHP | R/R | Fr.
New Castle, Ind.



51 | Brayden Risedorpf
RHP | R/R | Fr.
Kendallville, Ind.



55 | Wes Burton
RHP | R/R | Gr.
Santa Monica, Calif.



22 | Jeff Mercer
Head Coach
Fifth Season



24 | Derek Simmons
Recruiting Coordinator
Fourth Season



25 | Dustin Glant
Pitching Coach
Second Season



13 | Zach Weatherford
Volunteer Assistant Coach
Second Season