



INDIANA BASEBALL

131G | |

129TH SEASON || 114 MLB DRAFT PICKS || 22 ALL-AMERICANS || 11 BIG TEN CHAMPIONSHIPS || 9 NCAA TOURNAMENT APPEARANCES

2023 Schedule & Results

February (4-4)			
17	at --/22 Auburn	SEC Network+	L, 4-8
18	at --/22 Auburn	SEC Network+	L, 1-6
19	at --/22 Auburn	SEC Network+	W, 11-2
21	MIAMI (OHIO)	B1G+	W, 13-5
24	at Texas	Longhorn Network	L, 2-4
25	at Texas	Longhorn Network	L, 2-5
26	at Texas	Longhorn Network	W, 4-2
28	BUTLER	B1G+	W, 13-2
March (14-3)			
LeClair Classic (Greenville, N.C.; Clark-LeClair Stadium)			
3	at 9/20 East Carolina	ESPN+	L, 4-17
4	vs. Georgetown	--	W, 4-3
5	vs. Long Beach State	--	L, 4-10
8	PURDUE FORT WAYNE	B1G+	W, 15-1
9	BELLARMINE	B1G+	W, 5-3
10	BELLARMINE	B1G+	W, 9-7
11	BELLARMINE	B1G+	W, 13-3
12	BELLARMINE	B1G+	W, 3-2
14	at Kentucky	SEC Network+	L, 2-12 (7)
15	MOREHEAD STATE	B1G+	W, 6-5 (10)
16	MOREHEAD STATE	B1G+	W, 23-5
17	MOREHEAD STATE	B1G+	W, 5-4
21	INDIANA STATE	B1G+	W, 15-5
25	OHIO STATE	B1G+	W, 14-6
26	OHIO STATE-1	B1G+	W, 9-6
	OHIO STATE-2	B1G+	W, 7-5
28	KENT STATE	B1G+	W, 4-3
April (9-4)			
1	at Penn State	B1G+	L, 2-7
2	at Penn State-1	B1G+	W, 4-1
	at Penn State-2	B1G+	W, 22-11
4	at Indiana State	ESPN+	L, 0-4
7	IOWA	B1G+	L, 1-7
8	IOWA	BTN	W, 2-0 (10)
9	IOWA	B1G+	W, 4-2
11	BALL STATE	B1G+	W, 16-13
14	at Illinois	BTN	L, 5-7
15	at Illinois-1	B1G+	W, 6-4
	at Illinois-2	BTN	W, 16-3
18	10/13 LOUISVILLE	ESPNU	W, 7-3
19	at Cincinnati	ESPN+	W, 11-9
21	OHIO	B1G+	6 p.m.
22	OHIO	B1G+	1 p.m.
23	OHIO	B1G+	Noon
25	at Ball State	--	3 p.m.
28	MARYLAND	B1G+	6 p.m.
29	MARYLAND	B1G+	1 p.m.
30	MARYLAND	B1G+	Noon
May (0-0)			
5	at Northwestern	B1G+	4 p.m.
6	at Northwestern	B1G+	2 p.m.
7	at Northwestern	B1G+	2 p.m.
9	SOUTHERN INDIANA	B1G+	6 p.m.
12	PURDUE	B1G+	6 p.m.
13	PURDUE	B1G+	1 p.m.
14	PURDUE	B1G+	Noon
16	EVANSVILLE	BTN	6 p.m.
18	at Michigan State	B1G+	6 p.m.
19	at Michigan State	B1G+	6 p.m.
20	at Michigan State	B1G+	1 p.m.

Big Ten Tournament (Omaha, Neb.; Charles Schwab Field)
24-28 Top Eight Seeds --

All times eastern and subject to change

HOME GAMES IN BOLD CAPS | * - Big Ten Conference game
Rankings listed D1 Baseball/Baseball America

Indiana

Record (B1G): 27-11 (9-3)
H/A/N: 19-1 / 7-9 / 1-1
Streak: Won 4

Head Coach: Jeff Mercer
Record at IU (Yrs.): 126-90 (5th)
Career Record (Yrs): 203-128 (7th)

Batting Average: .298
Runs Per-Game: 7.6
Hits Per-Game: 10.3
Slugging Percentage: .460

ERA: 4.69
K's/BB Ratio: 2.16/1
Batting Average Against: .249

First Year of Baseball: 1895 (129th season)
Program Record: 2,422-1,883-24 (.562)

Ohio

Record (MAC): 15-17 (13-5)
H/A/N: 8-6 / 6-10 / 1-1
Streak: Won 1

Head Coach: Craig Moore
Record at OU (Yrs.): 72-66 (3rd)
Career Record (Yrs): 160-170 (7th)

Batting Average: .297
Runs Per-Game: 7.6
Hits Per-Game: 10.3
Slugging Percentage: .459

ERA: 7.68
K's/BB Ratio: 1.62/1
Batting Average Against: .311

The Rotation

Friday, April 20, 2023

IU: Brooks Ey, RHP, Jr. 1-0, 7.41 ERA
OU: Luke Olsen, RHP, Jr. 3-1, 5.80 ERA

Saturday, April 21, 2023

IU: Luke Sinnard, RHP, So. 3-1, 4.21 ERA
OU: Colin Sells, RHP, Gr. 1-1, 11.17 ERA

Sunday, April 22, 2023

IU: Seti Manase, RHP, Jr. 2-1, 1.61 ERA
OU: Zach Weber, RHP, So. 1-4, 8.89 ERA

Gameday Information

Ohio at Indiana

Bart Kaufman Field (Bloomington, Ind.)

	Friday	Saturday	Sunday
First Pitch:	6 p.m. ET	1 p.m. ET	Noon
TV:	--	--	--
Internet Stream:	B1G+	B1G+	B1G+
Radio:	Indiana Hoosiers Sports Network	Indiana Hoosiers Sports Network	Indiana Hoosiers Sports Network
Audio Stream:	IUHoosiers.com/audio	IUHoosiers.com/audio	IUHoosiers.com/audio

Quick Hitter

- Indiana and Ohio will meet for the fourth time in program history to open its three-game series on Friday. Indiana is 3-0 in those contests, including a win in the 2017 NCAA Lexington Regional.
MORE ON PAGE 3
- The Hoosiers have won 19 of 20 home games in 2023. Its 15-straight to open the season marks the longest home winning streak in Bart Kaufman Field history and the second-longest streak in program history.
MORE ON PAGE 3
- Freshman **Devin Taylor** began his 27-game reached base streak in his first career start at Texas (2/25) and has 36 hits, 23 walks and four hit-by-pitch in that span for a .512 on-base percentage.
- Taylor earned his third B1G Freshman of the Week award on April 17 and joined some exclusive company at IU and the Big Ten in the process.
MORE ON PAGE 3

- Sophomore **Luke Sinnard** struck out 12 Iowa batters over six scoreless innings for his second career double-digit strikeout game of the season.
MORE ON PAGE 8
- Senior **Phillip Glasser** enters the weekend with a 38-game reached base and has 19 multi-hit games in that span. The 28-game reached base streak is the third-longest by a Hoosier since at least 2005.
MORE ON PAGE 6
- Glasser is also among the top-50 active hitters in a bevy of categories, including No. 5 with 248 career hits.
MORE ON PAGE 6
- Sophomore **Ryan Kraft** is riding a consecutive scoreless innings streak of 23 innings dating back to March 12.
MORE ON PAGE 9
- Head coach **Jeff Mercer** became the eighth IU skipper to reach 100 victories in the cream and crimson with a series finale win at Auburn on February 19, 2023. He then won his 200th career game as a head coach at Illinois on April 15.
FULL BIO ON PAGE 18

What's Inside

P2	Roster & Quick Facts	P6-9	Positional Notes	P12-15	Statistics
P3	Team Notes	6	Infield	16	National Rankings
	Inside the Series/Pitching Rotation	7	Outfield	P17	Bulpen Tracker
P4	Big Ten Update/Hitting Streaks	8	On the Mound	P18	Head coach Jeff Mercer
	Career Situational Statistics	9	Catcher	P19	Media Roster
P5	Indiana When.../How It Was Won	P10-11	The Last Time...		
		10	Going Yard		
		11	Exit Velocity		



2021 Roster

Numerical

#	Name	Pos.	B/T	Ht.	Wt.	Cl.	Hometown/High School (Previous School)
1	Phillip Glasser	IF	L/R	6-0	195	Sr.+	Tallmadge, Ohio/Tallmadge (Youngstown State)
2	Luke Hayden	RHP	R/R	6-1	200	So.	Bloomington, Ind./Edgewood
3	Carter Mathison	OF	L/L	6-1	210	So.	Fort Wayne, Ind./Homestead Senior
4	Hunter Jessee	OF	L/L	6-0	195	Sr.	South Lebanon, Ohio/Kings
5	Devin Taylor	OF	L/R	6-1	210	Fr.	Cincinnati, Ohio/LaSalle
6	Peter Serruto	C	R/R	6-1	205	Sr.+	Short Hills, N.J./Millburn (Rutgers)
7	Ethan Vecrumba	OF	L/R	6-4	225	Sr.	Bloomington, Ind./Edgewood
8	Tyler Cerny	IF	R/R	6-2	185	Fr.	Greenwood, Ind./Center Grove
9	Brock Tibbitts	C	R/R	6-4	220	So.	New Albany, Ohio/New Albany
10	Morgan Colopy	OF	R/R	6-1	230	R-Jr.	Centerville, Ohio/Centerville
11	Jorge De Goti	IF	R/R	6-1	185	So.	Miami, Fla./Belen Jesuit Prep (Florida)
12	Craig Yoho	RHP	R/R	6-3	225	R-Sr.	Fishers, Ind./Fishers (Houston)
14	Connor Foley	RHP	R/R	6-5	235	Fr.	Jasper, Ind./Jasper
15	Austin Bode	C	L/R	6-0	200	So.	Columbus, Ind./Columbus North (Louisville)
16	Bobby Whalen	OF	R/R	6-0	185	R-Jr.	Camp Hill, Pa./Cedar Cliff (Louisville)
18	Grant Holderfield	LHP	L/L	6-2	215	So.	Oak Park, Ill./Oak Park & River Forest
19	Evan Goforth	IF	R/R	6-2	195	So.	Greenville, Ind./Floyd Central
23	Joey Brenczewski	IF	S/R	6-3	195	Fr.	Fishers, Ind./Fishers
27	Brooks Ey	RHP	R/R	6-2	215	Jr.	Philadelphia, Pa./Central (Fordham)
28	Sam Murrison	OF	R/R	5-11	175	Jr.	Boca Raton, Fla./American Heritage
29	Ryan Kraft	LHP	L/L	6-4	220	So.	Mokena, Ill./Lincoln-Way Central
30	Seti Manase	RHP	R/R	6-4	250	Jr.	Puyallup, Washington/Graham Kapowsin (Tacoma C.C.)
31	Evan Whiteaker	RHP	R/R	6-4	195	Fr.	West Chester, Ohio/Lakota East
32	Josh Pyne	IF	R/R	6-1	190	So.	Bloomfield, Ind./Linton-Stockton
33	AJ Shepard	C	R/R	6-0	215	Fr.	Manassas, Va./Patriot
34	Gabe Levy	RHP	L/R	6-0	200	Gr.+	Seattle, Wash./Ingraham (Davidson)
35	Matthew Ellis	C	L/R	6-4	245	R-Sr.	Waddy, Ky./Shelby County (Walters State C.C.)
36	Riley Langerman	C	R/R	6-1	180	Sr.+	Parker, Colo./Chaparral (Maryland)
37	Luke Sinnard	RHP	R/R	6-8	250	So.	Hendersonville, Tenn./Beech (Western Kentucky)
38	Cooper Katskee	RHP	R/R	6-4	220	Fr.	Greenwood Village, Colo./Cherry Creek
39	Nathan Ball	LHP	L/L	6-3	205	Sr.	Perrysburg, Ohio/Perrysburg (Youngstown State)
40	Ethan Phillips	RHP	S/R	6-0	190	Fr.	Dunedin, Fla./Calvary Christian
41	Ty Bothwell	LHP	L/L	5-10	195	R-Sr.	Hebron, Ind./Boone Grove
42	Ben Seiler	LHP	R/L	6-6	250	Sr.+	Albany, N.Y./The Albany Academy (Siena)
43	Adrian Vega	RHP	R/R	6-0	205	So.	Miramar, Fla./ Archbishop McCarthy (Butler)
44	Cooper Hellman	RHP	R/R	6-4	185	So	Goshen, Ky./North Oldham (Western Kentucky)
45	Aydan Decker-Petty	RHP	R/R	6-5	195	Fr.	New Castle, Ind./New Castle
51	Brayden Risedorph	RHP	R/R	6-3	220	Fr.	Kendallville, Ind./East Noble
55	Wes Burton	RHP	R/R	6-8	215	Gr.	Santa Monica, Calif./Windward School (Ole Miss)
22	Jeff Mercer - Head Coach (Fifth Season at Indiana, Seventh Overall; Wright State, 2009)						
24	Derek Simmons - Assistant Coach/Recruiting Coordinator (Fourth Season; Georgia State, 2009)						
25	Dustin Glant - Assistant Coach (Second Season; Purdue, 2003)						
13	Zach Weatherford - Volunteer Assistant Coach (Second Season; Wright State, 2019)						

NOTE: IU Athletics advanced players eligibility forward as normal in 2020-21. Any extra seasons of eligibility awarded due to COVID-19 will be recognized following a player's regular senior season. A "+" will be added to indicate the extra season.

Alphabetical

#	Name	Pos.	B/T	Ht.	Wt.	Cl.
39	Ball, Nathan	LHP	L/L	6-3	205	Sr.
15	Bode, Austin	C	L/R	6-0	200	So.
41	Bothwell, Ty	LHP	L/L	5-10	195	R-Sr.
23	Brenczewski, Joey	IF	S/R	6-3	195	Fr.
55	Burton, Wes	RHP	R/R	6-8	215	Gr.
8	Cerny, Tyler	IF	R/R	6-2	185	Fr.
10	Colopy, Morgan	OF	R/R	6-1	230	R-Jr.
11	De Goti, Jorge	IF	R/R	6-1	185	So.
45	Decker-Petty, Aydan	RHP	R/R	6-5	195	Fr.
35	Ellis, Matthew	C	L/R	6-4	245	R-Sr.
27	Ey, Brooks	RHP	R/R	6-2	215	Jr.
14	Foley, Connor	RHP	R/R	6-5	235	Fr.
25	Glant, Dustin	Assistant Coach				
1	Glasser, Phillip	IF	L/R	6-0	195	Sr.+
19	Goforth, Evan	IF	R/R	6-2	195	So.
2	Hayden, Luke	RHP	R/R	6-1	200	So.
44	Hellman, Cooper	RHP	R/R	6-4	185	So
18	Holderfield, Grant	LHP	L/L	6-2	215	So.
4	Jessee, Hunter	OF	L/L	6-0	195	Sr.
38	Katskee, Cooper	RHP	R/R	6-4	220	Fr.
29	Kraft, Ryan	LHP	L/L	6-4	220	So.
36	Langerman, Riley	C	R/R	6-1	180	Sr.+
34	Levy, Gabe	RHP	L/R	6-0	200	Gr.+
30	Manase, Seti	RHP	R/R	6-4	250	Jr.
3	Mathison, Carter	OF	L/L	6-1	210	So.
22	Mercer, Jeff	Head Coach				
28	Murrison, Sam	OF	R/R	5-11	175	Jr.
40	Phillips, Ethan	RHP	S/R	6-0	190	Fr.
32	Pyne, Josh	IF	R/R	6-1	190	So.
51	Risedorph, Brayden	RHP	R/R	6-3	220	Fr.
42	Seiler, Ben	LHP	R/L	6-6	250	Sr.+
6	Serruto, Peter	C	R/R	6-1	205	Sr.+
33	Shepard, AJ	C	R/R	6-0	215	Fr.
24	Simmons, Derek	Assistant Coach				
37	Sinnard, Luke	RHP	R/R	6-8	250	So.
5	Taylor, Devin	OF	L/R	6-1	210	Fr.
9	Tibbitts, Brock	C	R/R	6-4	220	So.
7	Vecrumba, Ethan	OF	L/R	6-4	225	Sr.
43	Vega, Adrian	RHP	R/R	6-0	205	So.
13	Weatherford, Zach	Assistant Coach				
16	Whalen, Bobby	OF	R/R	6-0	185	R-Jr.
31	Whiteaker, Evan	RHP	R/R	6-4	195	Fr.
12	Yoho, Craig	RHP	R/R	6-3	225	R-Sr.

Program Quick Facts

School Information	
Location	Bloomington, Indiana
Population	85,071
Founded	1820
Enrollment	48,514
Nickname	Hoosiers
Colors	Cream and Crimson
Conference	Big Ten
University President	Pamela Whitten
Athletics Director	Scott Dolson
Faculty Athletics Representative	Dr. Kurt Zorn
Bart Kaufman Field	
Opened	March 20, 2013
	<i>Miami (Ohio); W, 15-1</i>
Record	182-58-1 (.757)
Capacity	4,000
Dimensions	330-370-400-380-340
Attendance Record	4,312
	<i>Stanford; 5/31/14 (NCAA Super Regional)</i>
Regular Season Attendance Record	3,862
	<i>Purdue; 5/4/14</i>

2022 Team Information	
Overall Record	27-32
	<i>Home/Road/Neutral Site 15-9/8-19/4-4</i>
Big Ten Record (Finish)	10-14 (7-8th)
Position Starters Returning/Lost (25-plus starts)	7/1
Pitchers Returning/Lost (10-plus appearances)	4/6
Letterwinners Returning/Lost	16/16
Newcomers	23 (11 freshmen, 12 transfers)
Program Information	
First Year of Baseball	1895 (129th season)
First Year in Big Ten	1899
All-Time Record (Win %)	2,422-1,883-24 (.562)
All-Time Big Ten Record (Win %)	852-1,015-8 (.457)
	<i>Big Ten Championships (Last) 7 (2019)</i>
Big Ten Tournaments (Last)	17 (2022)
	<i>Big Ten Tournament Record (Win %) 30-28 (.517)</i>
	<i>Big Ten Tournament Championships (Last) 4 (2014)</i>
NCAA Tournaments (Last)	9 (2019)
NCAA Super Regionals (Last)	1 (2013)
College World Series (Last)	1 (2013)

Pronunciation Guide

Joey Brenczewski	Brin-CHESS-key
Tyler Cerny	Sir-knee
Morgan Colopy	coll-uh-P
Jorge De Goti	hor-hey duh GOAT-ee
Brooks Ey	eye
Seti Manase	set-ee Muh-nahh-say
Carter Mathison	math-uh-sun
Josh Pyne	pine
Brayden Risedorph	rise-dorf
Ben Seiler	S-eye-lur
Peter Serruto	suh-rue-toe
Luke Sinnard	Sinn-nard
Ethan Vecrumba	vuh-crum-buh
Adrian Vega	Vay-guh
Bobby Whalen	way-lin
Evan Whiteaker	white-ache-er
Craig Yoho	yo-hoh

Team Notes

10 Years at The Bart

- The 2023 season marks the 10th season of Bart Kaufman Field, with the program playing the prior 62 years at Sembower Field.
- In 10 seasons at Bart Kaufman Field, Indiana has 182 victories and a .757 winning percentage.
- Over the first 10 seasons, IU has reached at least 14 home wins in each of them - minus the 2020 COVID shortened season.
- The 2018 and 2019 teams each went 21-5 at home to tie for the most wins in a single season at the venue, while the 16-game winning streak that spanned 2022-23 is the longest home winning streak in venue history.

The Bart Record Books

- On Thursday, March 16, 2023, Indiana won a dominating 23-5 contest against Morehead State in which it posted five home runs, 20 hits and 22 RBIs.
- It marked the fifth time in Bart Kaufman Field history that Indiana scored at least 20 runs in a game and only the 46th time IU reached the 20-run mark at home since 1900.
- The five home runs, 22 RBIs and 23 runs scored are all tied for No. 2 on the Bart Kaufman Field record books.

Seven is a Winning Number

- Since **Jeff Mercer** took over the program in 2019, Indiana's magic number has been seven runs. Over his five seasons, Indiana has scored seven-or-more runs on 99 occasions.
- In those 99 games, IU owns a 83-16 (.838) record, including 27 straight victories between 2020-22.
- The 2020 team went 5-0 during the COVID-19 shorten campaign and 15-0 during the 2021 season, before seven-straight wins to start 2022.
- Overall in 2022, Indiana was 21-12 in games which it scored seven-or-more runs.
- Indiana is a perfect 16-0 when reaching the seven-run threshold in 2023.

MLB Opening Day

- With Major League Baseball kicking off its season on Thursday (March 30), Indiana had three alums on the active roster, which was the most in the Big Ten.
- Veteran **Kyle Schwarber** (Phillies) and third-year big leaguer **Scott Effross** (Yankees) joined rookie **Tim Herrin** (Guardians) on active rosters.
- Two-time All-Star and World Series champion, Schwarber begins his ninth MLB season after leading the National League in home runs in 2022.
- Effross will most likely begin the season on the injured list after having Tommy John surgery before the 2022 postseason.
- Herrin made his debut for the Guardians on opening weekend and became the first pitcher in MLB history to debut by striking out each batter he faced in an MLB debut (*four-plus batters faced; Sarah Langs & Elias Sports*).
- In all, 34 Hoosiers have appeared in Major League Baseball with five winning World Series titles and four earning All-Star selections.

Taylor Earning B1G Honors

- Freshman **Devin Taylor** has earned three Big Ten Freshman of the Week Awards in 2023, which is tied for the fifth most since the Big Ten started handing out the award in 2011.
- In all, only 13 Big Ten baseball student-athletes have won three-or-more Big Ten Freshman of the Week honors, led by Iowa's **Keaton Anthony** (6; 2022).
- Overall, Indiana has 32 honorees all-time, the most in Big Ten history. **Logan Sowers** (4; 2015), **Dustin DeMuth** (3; 2011), **Kyle Schwarber** (3; 2012) and **Sam Travis** (3; 2012) all won at least three in their rookie seasons.
- Taylor won his first Big Ten Freshman of the Week award, hitting .467 with a 1.712 OPS versus Kentucky and Morehead State. Four of his seven hits went for extra bases and he scored seven runs with four RBIs.
- He followed that with at least one hit in each of his four games versus Indiana State and Ohio State to move his reached base streak to 13 straight. He hit .385 with five runs scored and a team-best eight RBIs.
- Sophomore **Brock Tibbitts** earned Big Ten Player of the Week after he hit .500 with a 1.339 OPS. He logged seven RBIs and eight runs scored with at least one run scored in each game and at least one RBI in three of the four games on the week.

Weekly Awards

- Sophomore right-handed pitcher **Luke Sinnard** fanned 13 Morehead State batters on his way to six innings of work in a win on the mound to garner a spot on the Collegiate Baseball Newspaper National Player of the Week Honor Roll (March 20).
- Sophomore **Brock Tibbitts** earned Big Ten Player of the Week after he hit .500 with a 1.339 OPS against Indiana State and Ohio State. He logged seven RBIs and eight runs scored with at least one run scored in each game and at least one RBI in three of the four games on the week.

Inside The Series

Scouting The Opponent

- Ohio enters the weekend with a 15-17 overall record but sits No. 2 in the Mid-American Conference standings entering the final five weekends of the regular season at 13-5 in conference play.
- Offense has been a major factor for Ohio as the Bobcats have scored eight-plus runs 14 times and 10-plus runs on nine occasions. They have scored three-or-fewer runs just five times on the year.
- Alec Patino leads the team with a .364 average, 47 hits, 15 doubles and 41 RBIs on the season. He owns six home runs and has 11 walks with six hit-by-pitch to just 17 strikeouts.
- The nine home runs for Mason Minzey leads the team, while his 32 runs, 33 RBIs and 22 walks all rank second on the squad.
- Of the 14 pitchers with more than three appearances, just four have an ERA of under 5.00. Relievers Dillon Masters (2.76) and Jacob Tate (3.86) are a combined 5-1 with ERAs under 4.00 and back-end reliever Braxton Kelly has six saves with a 4.11 ERA with an 0-2 record.

Series Notes

- With just three previous meetings entering the weekend, Indiana is 3-0 all-time against Ohio in baseball since the two teams first met in a doubleheader in 1982.
- The two teams first met in a Monday doubleheader in Bloomington, with Indiana winning 12-3 and 4-3 on May 3.
- The last meeting between the programs came on June 3, 2017, at the NCAA Lexington Regional. The Hoosiers claimed an 11-2 victory in the elimination game of the regional.
- Against the Mid-American Conference, Indiana is 140-91-1 all-time in 232 previous meetings. That includes a 3-0 record this season against the conference.
- The most frequent opponent from the MAC has been Miami (Ohio) with 81 all-time meetings, followed by Ball State with 61 meetings.

Series History

(last 10 meetings)

Date	Location	Result
6/3/2017	Lexington, Ky. [^]	IU, 11-2
5/3/1982	Bloomington, Ind.	IU, 4-3
5/3/1982	Bloomington, Ind.	IU, 12-3

[^] - NCAA Regional



Hitting Totals/Streaks

MULTI-HIT GAMES	2	3	4	5+	'23	Career
Glasser, Phillip	14	2	2	1	19	*80
Tibbitts, Brock	10	5	2	--	17	30
Whalen, Bobby	11	1	--	--	12	31
Pyne, Josh	7	3	1	--	11	32
Taylor, Devin	6	3	1	--	10	10
Cerny, Tyler	6	3	1	--	10	10
Mathison, Carter	7	3	--	--	10	25
Jessee, Hunter	2	3	1	--	6	26
Ellis, Matthew	3	--	1	--	4	18
Serruto, Peter	1	2	1	--	4	*15
Colopy, Morgan	1	--	--	--	1	15
--						
Goforth, Evan	--	--	--	--	--	3
Murrison, Samuel	--	--	--	--	--	6
TEAM	68	25	10	1	104	

MULTI-RBI GAMES	2	3	4	5+	'23	Career
Tibbitts, Brock	8	3	1	1	13	25
Taylor, Devin	5	4	2	--	11	11
Pyne, Josh	2	4	1	--	7	23
Mathison, Carter	4	1	1	--	6	23
Glasser, Phillip	4	1	--	1	6	*27
Colopy, Morgan	5	1	--	--	6	12
Cerny, Tyler	2	1	2	--	5	5
Whalen, Bobby	2	3	--	--	5	13
Ellis, Matthew	2	--	1	1	4	20
Jessee, Hunter	2	1	1	--	4	12
Serruto, Peter	2	--	--	--	2	*9
--						
Goforth, Evan	--	--	--	--	--	1
Murrison, Samuel	--	--	--	--	--	2
TEAM	38	19	9	3	64	

HITTING STREAKS	Current	'23 Long	Career
Glasser, Phillip	6	12	12
Whalen, Bobby	7	11	11
Pyne, Josh	6	11	15
Cerny, Tyler	3	10	10
Taylor, Devin	7	7	7
Mathison, Carter	3	7	11
Jessee, Hunter	1	6	8
Tibbitts, Brock	6	6 (2x)	8
Ellis, Matthew	--	4	8
Serruto, Peter	--	3	5 (3x)
De Goti, Jorge	2	2	2
Colopy, Morgan	--	2	9
Gofroth, Evan	--	1	3
Vecrumba, Ethan	--	1	3
--			
Murrison, Samuel	--	--	6

REACHED BASED	Current	'23 Long	Career
Glasser, Phillip	38	38	38
Taylor, Devin	27	27	27
Pyne, Josh	7	18	29
Jessee, Hunter	4	15	^34
Tibbitts, Brock	6	14	15
Cerny, Tyler	3	13	13
Mathison, Carter	11	11	26
Whalen, Bobby	8	11	15
Ellis, Matthew	--	10	12
Serruto, Peter	--	7	*10
Colopy, Morgan	--	5	11
Goforth, Evan	3	3	9
De Goti, Jorge	2	2	2
Murrison, Samuel	--	1	8
Langerman, Riley	1	1	1
Vecrumba, Ethan	1	1	3 (3x)

* - Includes totals from previous school
^ - Streak spanned 2022 & 2023 seasons

Big Ten Update

Standings

	B1G	Pct.	H	A	GB	Overall	Pct.	H	A	N	L10	Streak	RPI
1. Nebraska	7-2	.778	5-1	2-1	--	21-11-1	.652	10-3	6-6-1	5-2	6-3	W3	110
2. Indiana	9-3	.750	5-1	4-2	--	27-11	.711	19-1	7-9	1-1	7-3	W4	14
3. Michigan State	6-3	.667	4-2	2-1	1	23-11	.676	9-3	9-5	5-3	7-3	L1	70
Maryland	6-3	.667	2-1	4-2	1	23-14	.622	12-5	11-6	0-3	6-4	W2	56
5. Michigan	7-5	.583	4-2	3-3	1.5	19-17	.528	9-6	6-6	4-5	4-6	L2	94
Purdue	7-5	.583	4-2	3-3	1.5	18-18	.500	7-5	3-9	8-4	6-4	W4	219
7. Iowa	4-5	.444	1-2	3-3	3	26-10	.722	12-2	6-7	8-1	6-4	W1	57
Rutgers	4-5	.444	3-3	1-2	3	21-16	.568	10-3	10-11	1-2	7-3	W2	47
Minnesota	4-5	.444	2-4	2-1	3	10-24	.294	6-12	4-5	0-7	4-5	L2	229
10. Illinois	4-8	.333	2-4	2-4	4.5	15-18	.455	3-7	8-9	4-2	4-6	L3	89
11. Northwestern	3-6	.333	2-1	1-5	4	6-25	.194	3-2	3-21	0-2	3-7	W1	261
12. Ohio State	3-9	.250	2-4	1-5	5.5	20-17	.541	9-6	6-7	5-4	6-4	W3	90
13. Penn State	2-7	.222	1-2	1-5	5	20-13	.606	10-3	2-8	8-2	6-4	W1	145

RPI via stats.ncaa.com

Schedule/Results

all times eastern

Tuesday, April 18

Ohio State 12, at Miami (Ohio) 11
at UIC 14, Iowa 3
Maryland 15, at George Washington 8
Rutgers 8, at Monmouth 1
Northwestern 16, at Northern Illinois 5
at Purdue 3, Ball State 2
at Penn State 10, Youngstown State 8
at Indiana 7, Louisville 3
Eastern Illinois 1, at Illinois0
at Nebraska 4, Creighton 4 (7th inning - suspended; weather)

Wednesday, April 19

at Iowa 6, Bradley 1
Toledo 10, Michigan 7
at Purdue 16, Butler 9
Indiana 11, at Cincinnati 9
Purdue Fort Wayne 3, at Michigan State2
at Maryland 19, James Madison 12
Minnesota hosts St. Thomas canceled

Friday, April 21

Northwestern hosts Rutgers 3 p.m.
Michigan hosts Michigan State 4 p.m.
Penn State hosts Ohio State 6 p.m.
Indiana hosts Ohio 6 p.m.
Maryland hosts Purdue 6:30 p.m.
Illinois hosts Minnesota 7 p.m.
Iowa hosts Nebraska 7 p.m.

Saturday, April 22

Indiana hosts Ohio 1 p.m.
Northwestern hosts Rutgers 1 p.m.
Penn State hosts Ohio State 2 p.m.
Maryland hosts Purdue 2 p.m.
Michigan hosts Michigan State 2 p.m.
Iowa hosts Nebraska 3 p.m.
Illinois hosts Minnesota 4 p.m.

Sunday, April 23

Northwestern hosts Rutgers Noon
Indiana hosts Ohio Noon
Maryland hosts Purdue Noon
Penn State hosts Ohio State 1 p.m.
Illinois hosts Minnesota 1 p.m.
Michigan hosts Michigan State 1 p.m.
Iowa hosts Nebraska 2 p.m.

Career Situational Statistics

* - Includes Totals from Previous School

Runners On Base (H-AB)

Name	'20	'21	'22	'23	Total	Avg.
Cerny, Tyler	xx	xx	xx	23-72	23-72	.319
Colopy, Morgan	xx	16-62	5-34	8-31	29-127	.228
Ellis, Matthew	xx	xx	34-117	13-44	47-161	.292
Glasser, Phillip *	10-19	19-64	29-88	24-63	104-308	.338
Goforth, Evan	xx	xx	8-24	0-8	8-32	.250
De Goti, Jorge *	xx	xx	0-2	1-3	1-5	.200
Jessee, Hunter	6-23	5-23	32-84	15-64	58-194	.299
Langerman, Riley	xx	--	--	0-1	0-1	.000
Mathison, Carter	xx	xx	33-108	19-75	52-183	.284
Murrison, Samuel	xx	6-18	5-39	0-3	11-60	.183
Pyne, Josh	xx	xx	44-127	27-90	71-217	.327
Serruto, Peter *	5-22	8-37	4-43	11-35	28-137	.204
Taylor, Devin	xx	xx	xx	19-55	19-55	.345
Tibbitts, Brock	xx	xx	32-107	33-81	79-245	.322
Vecrumba, Ethan	2-15	4-12	0-2	1-5	7-34	.206
Whalen, Bobby	xx	1-10	35-111	27-77	63-198	.318
TOTAL					600-2,029	.296

Runners in Scoring Position (H-AB)

Name	'20	'21	'22	'23	Total	Avg.
Cerny, Tyler	xx	xx	xx	13-48	13-48	.271
Colopy, Morgan	xx	10-44	3-21	7-19	20-84	.238
Ellis, Matthew	xx	xx	26-83	9-30	35-113	.310
Glasser, Phillip *	4-11	11-48	13-50	17-41	62-170	.365
Goforth, Evan	xx	xx	6-15	0-4	6-19	.316
De Goti, Jorge	xx	xx	0-1	1-2	1-3	.333
Jessee, Hunter	1-2	3-13	15-49	7-42	26-106	.245
Langerman, Riley	xx	1-3	1-6	0-1	2-10	.200
Mathison, Carter	xx	xx	21-73	9-41	30-114	.263
Murrison, Samuel	xx	1-8	3-25	--	4-33	.121
Pyne, Josh	xx	xx	33-84	14-55	47-139	.338
Serruto, Peter *	4-17	3-27	0-27	5-21	21-118	.178
Taylor, Devin	xx	xx	xx	12-37	12-37	.324
Tibbitts, Brock	xx	xx	19-70	24-56	43-126	.341
Vecrumba, Ethan	3-4	3-9	--	0-2	6-15	.400
Whalen, Bobby	xx	1-4	23-75	14-46	38-125	.304
TOTAL					366-1,260	.290

NOTE: xx = non-Division I season (HS/JUCO) | -- = No at-bats in category

@IndianaBase | #IUBase

How It Was Won

(* - Walk-off hit)

Below is a chart representing how the eventual game-winning run was recorded for Indiana in 2023.

Gm	Opponent	Final	Player	Inn.	Outs	Play	Score at Time
1	at Auburn	4-8	--				
2	at Auburn	1-6	--				
3	at Auburn	11-2	Mathison, Carter	1	--	Grand Slam	0-0
4	Miami (Ohio)	13-5	Cerny, Tyler	3	2	RBI Single	5-1
5	at Texas	2-4	--				
6	at Texas	2-5	--				
7	at Texas	4-2	Tibbitts, Brock	4	2	2RBI Double	2-2
8	Butler	13-2	Mathison, Carter	1	--	RBI Double	2-0
9	at East Carolina	4-17	--				
10	vs. Georgetown	4-3	Glasser, Phillip	7	1	RBI Fielder's Choice	3-3
11	vs. Long Beach State	4-10	--				
12	Purdue Fort Wayne	15-1	Glasser, Phillip	1	2	Scored on Error	1-0
13	Bellarmino	5-3	Whalen, Bobby	8	1	2RBI Double	2-3
14	Bellarmino	9-7	Colopy, Morgan	5	1	2RBI Single	6-7
15	Bellarmino	13-3	Cerny, Tyler	3	--	RBI Single	3-2
16	Bellarmino	3-2	Cerny, Tyler	7	2	Scored on Error	2-0
17	at Kentucky	2-12 (7)	--				
18	Morehead State *	6-5 (10)	Tibbitts, Brock	(10)	--	RBI Single	5-5
19	Morehead State	23-5	Ellis, Matthew	2	2	3RBI Double	5-0
20	Morehead State *	5-4	Whalen, Bobby	9	2	RBI Single	4-4
21	Indiana State	15-5	Cerny, Tyler	7	1	2RBI Single	5-4
22	Ohio State	14-6	Taylor, Devin	4	1	2RBI Single	5-6
23	Ohio State-1	9-6	Ellis, Matthew	7	--	3-Run Home Run	5-6
24	Ohio State-2	7-5	Pyne, Josh	5	--	2RBI Double	4-1
25	Kent State	4-3	Cerny, Tyler	7	2	RBI Single	3-1
26	at Penn State	2-7	--				
27	at Penn State-1	4-1	Glasser, Phillip	2	1	RBI Fielder's Choice	1-0
28	at Penn State-2	22-11	Jessee, Hunter	6	1	RBI Single	11-6
29	at Indiana State	0-4	--				
30	Iowa	1-7	--				
31	Iowa	2-0 (10)	Colopy, Morgan	10	1	2-Run Home Run	0-0
32	Iowa	4-2	Whalen, Bobby	8	2	2RBI single	2-2
33	Ball State	16-13	Tibbitts, Brock	6	1	3-Run Home Run	12-11
34	at Illinois	5-7	--				
35	at Illinois-1	6-4	Tibbitts, Brock	4	1	RBI single	4-4
36	at Illinois-2	16-3	Taylor, Devin	3	1	Grand Slam	0-0
37	Louisville	7-3	Taylor, Devin	3	1	2RBI single	2-1
38	at Cincinnati	11-9	Taylor, Devin	7	2	3-Run Home Run	8-4

Indiana When...

	'21	'22	'23
Overall	26-18	27-32	27-11
vs. Top-10 Teams	--	1-4	1-1
vs. Top-25 Teams	--	1-4	1-1
Non-Conference	--	17-18	18-8
Big Ten	26-18	10-14	9-3
At Home	14-6	15-9	19-1
On the Road	10-10	8-19	7-9
At Neutral Sites	2-2	4-4	1-1
In Day Games	23-17	17-20	22-8
In Night Games	3-1	10-12	5-3
vs. Teams .500 Or Better	14-15	14-22	17-7
vs. Teams Worse Than .500	12-3	13-10	11-3
vs. Left-Handed Starter	9-9	10-6	9-2
vs. Right-Handed Starter	17-9	17-26	18-9
When Starter Receives Decision	17-13	12-18	12-7
When Reliever Receives Decision	9-5	15-14	15-4
When Starter Goes 5+ Innings	20-7	13-7	8-2
When Starter Goes <5 Innings	6-11	14-25	19-9
When Scoring First	20-3	17-12	17-3
When Opponent Scores First	6-15	10-20	10-8
When Leading After 6 Innings	22-2	20-5	22-0
When Trailing After 6 Innings	2-13	6-26	2-10
When Tied After 6 Innings	2-3	1-1	3-1
When Leading After 8 Innings	22-1	24-2	25-0
When Trailing After 8 Innings	1-13	2-26	1-10
When Tied After 8 Innings	1-3	1-2	1-0
In One-Run Games	4-7	6-8	5-0
In Two-Run Games	5-2	4-7	8-2
In 5+ Run Games	13-3	15-12	10-6
Weekend Series W-L-T	7-3-0	6-7-0	6-2-0
Series Sweeps/Times Swept	2/1	-/4	3/-
Scoring 0-2 Runs	3-10	0-10	1-7
Scoring 3-5 Runs	6-7	2-8	8-4
Scoring 6-9 Runs	12-1	12-9	6-0
Scoring 10+ Runs	5-0	13-5	12-0
Shutouts/Times Shut Out	4/1	3/4	1/1
In Extra Innings	1-2	1-2	2-0
Opponent Scores 5 Runs Or Less	22-7	18-4	23-3
Opponent Scores 6 Runs Or More	4-11	9-28	4-8
Out-Hitting Opponent	24-5	19-10	23-1
Out-Hit by Opponent	1-10	6-20	3-9
Hits Are Equal	1-3	2-2	1-1
Hitting A Home Run	16-8	19-19	17-3
Opponent Hits A Home Run	10-11	13-22	15-9
Errorless	14-4	9-8	10-5
Committing One Error	7-6	14-10	10-2
Committing 2+ Errors	5-8	4-14	7-4
Opponent is Errorless	8-10	9-13	5-5
Opponent Commits One Error	9-7	3-12	10-6
Opponent Commits 2+ Errors	9-1	15-7	12-0
Game 1 of Weekend	--	4-10	3-6
Game 2 of Weekend	--	7-7	7-2
Game 3 of Weekend	--	5-9	8-1
Monday	1-0	--	--
Tuesday	0-1	6-3	6-2
Wednesday	--	3-0	3-0
Thursday	--	0-3	2-0
Friday	8-5	5-8	2-5
Saturday	8-8	5-8	7-2
Sunday	9-4	8-10	8-1

NOTE: Big Ten played a conference-only schedule in 2021

Career Game-Winning Plays

WO = Walk-off game-winning play

	'20	'21	'22	'23	WO Career		'20	'21	'22	'23	WO Career	
Cerny, Tyler	--	--	--	5	--	5	Pyne, Josh	--	--	6	1	7
Colopy, Morgan	--	1	--	2	1	3	Serruto, Peter	--	--	1	--	1
Ellis, Matthew	--	--	2	2	--	4	Taylor, Devin	--	--	--	4	4
Glasser, Phillip	--	--	1	3	--	4	Tibbitts, Brock	--	--	3	4	7
Jessee, Hunter	--	--	--	1	--	1	Vecrumba, Ethan	--	1	--	--	1
Mathison, Carter	--	--	5	2	--	7	Whalen, Bobby	--	--	3	3	6
Murrison, Samuel	--	--	1	--	--	1						

Infield

1	Phillip Glasser	L/R	Sr.+	Tallmadge, Ohio
8	Tyler Cerny	R/R	Fr.	Greenwood, Ind.
9	Brock Tibbitts	R/R	So.	New Albany, Ohio

11	Jorge De Goti	R/R	So.	Miami, Fla.
19	Evan Goforth	R/R	So.	Greenville, Ind.
23	Joey Brenczewski	S/R	Fr.	Fishers, Ind.

32	Josh Pyne	R/R	So.	Bloomfield, Ind.
----	-----------	-----	-----	------------------

- After a standout playing career at Georgia Southern, assistant coach **Derek Simmons** oversees the infield group and assists head coach **Jeff Mercer** with the hitters, while serving as the programs recruiting coordinator.
- Simmons has long been regarded as one of the top recruiters in the NCAA, with a pair of top-25 recruiting class to go along with four other "top classes" per Collegiate Baseball Newspaper.
- Senior **Phillip Glasser** captains the defense from the shortstop position, as he owns 200 career starts - 85 coming at Indiana over the last two seasons - after transferring from Youngstown State.

- The Tallmadge, Ohio, native sits among the NCAA active leaders in seven marquee categories:

Category	Rank	Total
Games Played	27th	203
At-bats	19th	770
Runs	11th	173
Hits	5th	248
Doubles	24th	46
Total Bases	33rd	349
Walks	25th	116

- Over his 85 career games at Indiana, he reached base in 81 games with a hit in 65 of those. In 2023, Glasser has 19 multi-hit games over 38 starts and has reached base safely in every game.
- Glasser started 47 games in 2022 - 45 at shortstop - and missed 12 of 13 games from March 20-May 12 due to injury (finger).
- On an active 38-game reached base streak, Glasser owns the third longest reached base streak since at least 2005.

Dustin DeMuth	45 games	2014
Drew Ashley	39	2019-21
Phillip Glasser	36	2023
Hunter Jessee	34	2022-23
Josh Phegley	34	2008

- Sophomore **Josh Pyne** started 56 games at third base and was a consensus second-team Freshman All-American in 2022 after leading the team in hits (74) and doubles (20).
- Just the sixth IU freshman to reach the 70-hit mark, Pyne was the first rookie to lead the team in hits since **Sam Travis** (2012).
- His doubles total tied for No. 8 on the single season list with **Josh Phegley** (20; 2008) and **Kevin Goins** (1991)
- Pyne reached base safely in 52 of 57 games played with a hit in 44 of those games in 2022. His 15-game hitting streak from March 8-April 2, 2022 was the longest streak for an IU hitter since 2014 and tied for the ninth longest single-season streak since at least 2005.
- Along with figuring out college pitching for the first time in 2022, **Brock Tibbitts** also switched positions after being a full-time catcher his entire youth/prep career and went on to earn Freshman All-America honors from Collegiate Baseball Newspaper.
- The sophomore earned his first weekly honor from the Big Ten in 2023 after IU swept Ohio State to start Big Ten play. Tibbitts hit .500 with a 1.339 OPS, seven RBIs and eight runs scored in four games to earn BIG Player of the Week.
- In his career, Tibbitts reached base safely in 80 of 97 games played and owns a hit in 66 games.
- Tibbitts posted his second career multi-home run game against Ball State (4/11) with a three-run home run in the fourth inning and a two-run shot in the sixth inning.
- The New Albany, Ohio, native hit nine home runs in 2022 to finish No. 5 on the Indiana freshman charts. He has six home runs so far in 2023 to push his career total to 15.
- In 2022, Tibbitts finished No. 12 on Indiana's freshman RBI charts (43) and joined **Carter Mathison** (58) and Pyne (57) as the first IU freshman trio to drive in 40 RBIs in the same season in program history.

- Freshmen **Tyler Cerny** has develop quickly into a starter for Indiana, making 33 starts in 35 appearances in his first season on campus.
- Cerny went 1-for-2 with two runs scored and one RBI against Butler. He was on base four times, including three hit-by-pitch, the most by an IU hitter since **Michael Basil** was plunked three times at Michigan State on April 14, 2013.
- He also stole three bases against Butler, the most in a game since **Micah Johnson** swiped four bases against Evansville on March 27, 2011.
- His first home run was a 409-foot blast to center field against Ohio State (3/26) in the first game of a doubleheader in the Hoosiers Big Ten opening series.
- Cerny put a 2-for-27 stretch (seven games) to bed with a 4-for-5 day in the series finale versus Illinois (4/15) with a solo home run and three runs scored.
- A four-year letterwinner at Center Grove High School, Cerny was rated the No. 8 overall prospect and No. 2 shortstop in Indiana by Perfect Game.
- Following the COVID-19 pandemic year, Cerny missed most of his junior high school season and the summer due to a non-COVID illness, but returned to help his team to a conference championship as a senior.
- Made his collegiate debut in the series finale at Auburn (2/19) as a defensive replacement at second base and started his first collegiate game at second base against Miami (Ohio) (2/21) with his first hit and RBI in that contest.
- Sophomore **Jorge De Goti** (*pronounced duh goat-ee*) transferred from Florida, where he appeared in nine games for the Gators.
- He made his collegiate debut against Georgia Southern (2/26) as a pinch hitter and the next week collected his first collegiate hit against Florida A&M (3/2).
- De Goti debuted for Indiana in a pinch-hit appearance against Texas and collected his first hit.
- Sophomore **Evan Goforth** was a Big Ten All-Freshman Team pick in 2022 after playing in 26 games with 10 starts. His starts came at second base (2), third base (2), shortstop (5) and designated hitter (1).



Outfield

3	Carter Mathison	L/L	So.	Fort Wayne, Ind.	7	Ethan Vecrumba	L/R	Sr.	Bloomington, Ind.	28	Sam Murrison	R/R	Jr.	Boca Raton, Fla.
4	Hunter Jessee	L/L	Sr.	South Lebanon, Ohio	10	Morgan Colopy	R/R	R-Jr.	Centerville, Ohio					
5	Devin Taylor	L/R	Fr.	Cincinnati, Ohio	16	Bobby Whalen	R/R	R-Jr.	Camp Hill, Pa.					

- The most experienced group on the team patrols the outfield, with 270 career games started entering the season, including all 177 starts returning from 2022.
- Volunteer assistant **Zach Weatherford** oversees the group in year two on staff, as well as working the base runners.
- In four seasons as a student-athlete at Wright State - three playing for IU head coach **Jeff Mercer** - Weatherford set the WSU single season stolen base record (36) and won the Rawlings Gold Glove patrolling center field.
- Weatherford played one season in the Cleveland Guardians system, before getting his start in college coaching at Wright State as the director of operations.
- Sophomore **Carter Mathison** had a historic rookie campaign in 2022 and in 93 career games started, Mathison has 23 home runs and 82 RBIs.
- His first home run of the 2023 season was a first-inning grand slam at Auburn (2/19) that set the tone for IU's 11-2 win in the series finale that gave Mercer his 100th coaching victory at Indiana.
- The Fort Wayne, Indiana, native set the Indiana freshman record for home runs with a team-best 19 during the 2022 season, a total that ranks No. 2 all-time in Big Ten history among freshmen (12 - **Brad Carlson**, Iowa; 1999).
- Mathison toppled **Alex Dickerson**'s mark of 14 home runs in 2009 and became the first freshman to lead Indiana in home run since **Sam Travis** (9) in 2012.
- He also tied IU's 34 year-old freshman RBI record with 58 in 2022, which equaled the mark of **Phil Dauphin** (1988) on his way to consensus Freshman All-America honors.
- His 10 home runs and 28 RBIs in Big Ten play during the 2022 season rank tied for No. 2 and No. 10, respectively, on the conference only charts at Indiana. He is just the fourth Hoosier to reach double-digit home runs in conference-only action in program history.
- Redshirt-junior **Bobby Whalen** is in his third season with the program after one season at Louisville.
- A Pennsylvania high school wrestler, Whalen patrols center field with an edge that includes crashing into walls and multiple diving catches. Since 2021, Whalen left his feet on 15 occasions to rob opponents of possible extra bases.

- Whalen is from an athletic family with father, Bob (*Cornell wrestling*), sisters Ashton (*Villanova field hockey*) and Brett (*Notre Dame track and field*) and brother Cole (*Lafayette College baseball*) all participating in college athletics.
- After playing in just eight games as a redshirt freshman, Whalen started all 59 games in 2022 and reached base safely in 50 contests with at least one hit in 42 games.
- Whalen has reached base safely in 86 of 100 career starts with a hit in 73 contests. He has scored at least one run in 61 of those games.
- His aggressive approach also showed on the bases with a team-best 22 stolen bases in 2022. Whalen is just the fourth Hoosier since 2010 to reach the 20 stolen base mark and first since **Matt Gorski** (24) in 2018.
- Senior **Hunter Jessee** appeared in 14 of 15 games in 2020 (12 starts) then saw action in just 21 games in the 2021 campaign, before breaking out in 2022.
- The left-handed hitter became the first Indiana hitter to hit .400 in conference play since **Dustin DeMuth** (.448) in 2014 with a .402 batting average against Big Ten opposition in 2022.
- The South Lebanon, Ohio, native also posted highest single-season on-base percentage since Dickerson (.472) in 2010. That was thanks in part to 33 walks and four hit-by-pitch to only 33 strikeouts in 2022.
- Jessee reached base safely in the final 19 games of 2022 - missing the final game due to an injury (hand) he suffered in a win over Maryland at the Big Ten Tournament - and reached in the first 15 games of 2023 to equate to a 34-game reached base streak.
- After a decorated career at LaSalle High School in Cincinnati, freshman **Devin Taylor** has started 26 games and leads the team with nine home runs in 2022.
- He had his breakout game against Bellarmine in the third game of the series with a 4-for-4 day, four runs scored, one walk and stole one base in the contest.
- The rookie currently leads the team lead in home runs (9) and has 23 walks to just 23 strikeouts on the season to bolster a .500 on-base percentage.

- He is a three-time Big Ten Freshman of the Week, winning the award on March 20, 27 and April 17. He claimed his first after hitting three home runs in a weekend series with Morehead State and then followed that by hitting .385 with five runs scored and a team-best eight RBIs in his first career Big Ten series with Ohio State. **MORE ON PAGE 3**
- He then hit three home runs in a series against Illinois, which included a grand slam that opened the scoring in a series clinching victory. In four games, Taylor hit .500 with a 1.778 OPS, as seven of nine hits went for extra bases.
- Taylor is joining some select company in the Indiana record books, as he continues to climb the freshman home run charts, already passing fellow southwest Ohio product **Kyle Schwarber**.

Carter Mathison	19	2022
Alex Dickerson	14	2009
Mike Sabo	11	1985
Micah Johnson	11	2010
Devin Taylor	9	2023
Brock Tibbitts	9	2022
Sam Travis	9	2012
Kyle Schwarber	8	2012

- The No. 78 overall prospect and No. 19 outfielder nationally by Perfect Game made his collegiate debut in the middle game of the series at Auburn and collected his first career hit and RBI in the series finale with the Tigers.
- Selected second-team All-America by Perfect Game as a senior, he hit .317 with five home runs and 20 RBIs in 24 games. Arrived on the prep scene with a .443 average, three home runs and 30 RBIs as a freshman.
- Redshirt junior **Morgan Colopy** missed a good chunk of the 2022 season due to injury (wrist), but returns to enter the rotation in the outfield.
- Colopy has started 64 career games at Indiana in the outfield with nine career home runs and 42 RBIs, with five and 21, respectively, coming as a redshirt freshman in 2021.
- One of the biggest hits of the season came from Colopy in the 10th inning of a scoreless game against Iowa. His two-run home run gave Indiana the win to square the series at one game apiece and eventually a Hoosier series win.





On the Bump: Right-Handers

2	Luke Hayden	RHP	So.	Bloomington, Ind.
12	Craig Yoho	RHP	R-Sr.	Fishers, Ind.
14	Connor Foley	RHP	Fr.	Jasper, Ind.
27	Brooks Ey	RHP	Jr.	Philadelphia, Pa.
30	Seti Manase	RHP	Jr.	Puyallup, Washington
31	Evan Whiteaker	RHP	Fr.	West Chester, Ohio

34	Gabe Levy	RHP	Gr.+	Seattle, Wash.
37	Luke Sinnard	RHP	So.	Hendersonville, Tenn.
38	Cooper Katskee	RHP	Fr.	Greenwood Village, Colo.
39	Nathan Ball	LHP	Sr.	Perrysburg, Ohio
40	Ethan Phillips	RHP	Fr.	Dunedin, Fla.
43	Adrian Vega	RHP	So.	Miramar, Fla.

44	Cooper Hellman	RHP	So.	Goshen, Ky.
45	Aydan Decker-Petty	RHP	Fr.	New Castle, Ind.
51	Brayden Risedorph	RHP	Fr.	Kendallville, Ind.
55	Wes Burton	RHP	Gr.	Santa Monica, Calif.

- The 2023 pitching staff features 20 student-athletes, with just four throwing a pitch for the Cream and Crimson entering 2022. Of the 15 newcomers, six are true freshmen, eight are Division I additions and one is a junior college transfer.

- All 19 available pitchers have appeared on the mound in 2023, the most in program history. The previous high came in 2011 when 18 arms were used.

- With experience at every level of baseball from high school to Major League Baseball, pitching coach **Dustin Glant** has impacted the IU staff in just two seasons.

- In his first year, Indiana became the second team in Big Ten history to reach the 600-strikeout mark in a season. In 2022, the Hoosiers joined Iowa (602 strikeouts) as the only Big Ten programs to strikeout 600 in a single season.

- The Hoosiers finished No. 2 in the Big Ten in total strikeouts (600) and strikeouts per nine innings (10.5), a total that sat No. 12 in Division I.

- During his time at Ball State, Glant's staff set a then-NCAA record with 11.1 strikeouts per nine innings during the 2019 season.

- Since 2019, Indiana has seen a Big Ten-best 19 student-athletes taken in the Major League Baseball Draft, with 11 of those pitchers.

- The 11 pitchers drafted includes eight of the possible 12 weekend starters over that span. All three weekend starters were picked in 2019 and 2021 and seven of the 11 had at least one year of eligibility remaining, with two drafted after their second full collegiate seasons.

- Sophomore **Luke Hayden** is a Bloomington, Indiana, native and appeared in 20 games with six starts in 2022. He collected four wins to rank No. 2 on the team.

- Hayden missed time during 2023 with an injury (wrist - non-throwing), but returned to close out the Ohio State victory and earn the win. He fired 3 1/3 innings and allowed one run on one hit with five strikeouts.

- The No. 104 overall prospect in the country by Perfect Game in the 2022 recruiting class, he helped Edgewood High School to a Indiana High School Athletic Association Class 3A state runner-up finish as a all-state pitcher his junior season.

- Fishers, Indiana, native **Craig Yoho** spent his first two collegiate seasons as a hitter at University of Houston, before transferring to Indiana for the 2021 season.

- Yoho suffered a pair of injuries that kept him out of the 2021 (arm) and 2022 (knee) seasons. In the offseason, he married the former Sydney Dusek on July 2, 2022 in Dripping Springs, Texas.

- The right-hander fired his first collegiate pitch against Miami (Ohio) on February 21, 2023 and worked two scoreless innings with five strikeouts in his first collegiate game in 1,082 days.

- He earned his first career victory in with one scoreless inning and two strikeouts against Georgetown at the Keith LeClair Classic in Greenville, North Carolina.

- Over 12 appearances in 2023, Yoho has piled up 41 strikeouts in 23 1/3 innings of work - 15.8 strikeouts per 9 innings - and walked just 11 batters. He leads the team with a 4-1 record.

- After four seasons at Davidson College, right-hander **Gabe Levy** adds versatility to the Indiana staff, as he has served as a starter and closer in his career.

- The Seattle, Washington, native sits among the NCAA active leaders in a pair of marquee categories:

Category	Rank	Total
Appearances	50th	71
Saves	3rd	20

- Levy started 20 of 40 appearances over his first three seasons at Davidson, before 23 relief appearances with eight saves as a senior. He also had 11 saves as a freshman in 2019.

- After posting nine quality starts in 12 starts on the mound for Tacoma Community College in 2022, **Seti Manase** was named the Northwest Athletic Conference West Region Pitcher of the Year in 2022.

- Manase led Tacoma C.C. in victories (9), innings pitched (74 2/3), strikeouts (92), ERA (1.69), appearances (13) and games started (12) and allowed three-or-fewer runs in 10 of 12 starts.

- In 2022, Manase piled up the 92 strikeouts by accounting for seven-or-more strikeouts seven times, including three double-digit strikeout games.

- In 2023, Manase has made 12 appearances - 10 starts - and allowed just five earned runs on 24 hits over 28 innings of work. Opponents are hitting just .231 against the right-hander.

- After one season at Western Kentucky, **Luke Sinnard** arrived on campus in Bloomington with 26 1/3 innings and has more than doubled that total in 2023.

- Sinnard earned his first action in the cream and crimson in the series finale at Auburn (2/19) with five innings of one-run work. He struck out four, walked one and allowed just one hit in a victory.

- The 6-foot-8 right-hander followed that with five innings of two-run work on Sunday at Texas (2/26) to earn the victory. He struck out seven with five hits allowed and no walks.

- A quality start versus Georgetown at the LeClair Classic in Greenville, North Carolina, was followed by a career-best 13 strikeouts over six innings of work (72% of outs via strikeout) against Morehead State. He allowed two runs on two hits in a no decision and was a part of the Collegiate Baseball Magazine National Player of the Week Honor Roll for his efforts.

- His first Big Ten outing lasted six innings in the middle game of the series versus Ohio State. He struck out eight, walked one and allowed four runs on eight hits in a no decision.

- A third quality start came against Iowa with six innings of scoreless work and 12 strikeouts. He didn't walk a batter and hit one batter in a no decision and a game that Indiana eventually won, 2-0, in the 10th inning.

- Sinnard struck out 28 batters over 26 1/3 innings at WKU in 2022 and has 66 punchouts in 47 innings of work in nine starts in 2023.

- Sinnard owns the top two strikeout games in the Big Ten in 2023 and four of the top five totals in the conference. His 66 strikeouts are No. 3 in the BIG, with his 27 strikeouts in four conference starts are tied atop the charts entering the week.

- After two seasons at Fordham, **Brooks Ey** joined the IU pitching staff with 27 appearances - 20 starts - and 128 innings of work for the Rams. He struck out 105 batters and won four games on the mound at Fordham.

- In his first Indiana start, Ey went six innings and allowed two runs on five hits to earn the victory and seal a series win at Illinois. He struck out two and didn't walk a batter.

- All six true freshmen pitchers have debuted in 2023 and the entire freshman class has earned their first collegiate victories by the midway point of the 2023 season.

- **Aydan Decker-Petty** was ranked as the No. 149 right-handed pitcher nationally by Perfect Game. He has seven appearances and is 1-0 with 9 1/3 innings of work and nine strikeouts.

- **Connor Foley** was a two-time all-state pick out of Jasper (Ind.) High School, where he helped the program to the Indiana High School Athletic Association Class 4A state championship as a junior. He struck out 86 batters 54 innings as a senior.

- Foley owns two victories in 11 appearances with 18 strikeouts over 12 2/3 innings of work.

- **Cooper Katskee** earned honorable mention All-West Region from Perfect Game on three occasions and led Colorado High School Activities Association Class 5A in regular season strikeouts (74) as a senior. He was a two-time state champion in football as a quarterback, once at Cherry Creek High School (Colo.) and once at Burke (Omaha, Neb.) High School.

- Rated the No. 221 overall prospect and No. 66 right-handed pitcher nationally by Perfect Game, **Brayden Risedorph** was the No. 4 prospect in Indiana after striking out 74 batters in 39 innings of work as a senior.

- Risedorph has started three games with 14 total appearances. He owns a 2-0 record and one save with 32 punchouts over 25 1/3 innings of work.

- His best start came at Cincinnati (4/19) with four scoreless innings and career-best seven strikeouts. He scattered two hits and did not walk a batter to earn the win.

- **Evan Whiteaker** (*pronounced White-acre*) was a top-15 recruit out of Ohio by Perfect Game after posting the lowest WHIP in program history at Lakota East. The right-hander also lettered in hockey.

- After a prep career at Calvary Christian High School in Dunedin, Florida, where he finished his career 7-0 with a 0.58 ERA over 48.2 career innings, **Ethan Phillips** has impacted the bullpen.

- His best outing was 4 2/3 innings of relief against No. 10 Louisville, where he stranded a base runner in the third inning and allowed one unearned run with four strikeouts to earn his second career victory.

- Graduate transfer **Wes Burton** joins the staff a season after being a part of the College World Series championship team at Ole Miss.

- Burton earned his first career save with 2 1/3 scoreless innings at Penn State (4/2) in the second game of a doubleheader. He stranded the bases loaded in a three-run game in the seventh and struck out five of the final seven batters of the game.

- Sophomore **Cooper Hellman** made 16 appearances last season at Western Kentucky with eight starts. He struck out 32 batters in 33 innings of work and held opponents to a .209 batting average.

@IndianaBase | #IUBase

On the Bump: Left-Handers

18	Grant Holderfield	LHP	So.	Oak Park, Ill.
29	Ryan Kraft	LHP	So.	Mokena, Ill.
39	Nathan Ball	LHP	Sr.	Perrysburg, Ohio

41	Ty Bothwell	LHP	R-Sr.	Hebron, Ind.
42	Ben Seiler	LHP	Sr.+	Albany, N.Y.

- Sophomore **Ryan Kraft** is in his second season on the mound after a rookie campaign that featured a team-high-tying 25 appearances with one start.
- In 39 career appearances, Kraft has fired more than one inning on 23 occasions, including 18 relief outings or two-or-more innings.
- The left-hander is in the midst of a 23-inning scoreless streak that dates back to the series opener against Morehead State (3/15) and spans seven outings. During the stretch he has allowed 16 hits - two doubles - and struck out 16 batters.
- If you count just earned runs, Kraft has now allowed one of those in his last 11 outings, which dates back to February 26 at Texas. Over that stretch he has allowed just two unearned runs against Bellarmine (3/12). The streak sits at 32 innings with 21 hits allowed, 11 walks and 26 punchouts. Of the 21 hits, just three have gone for extra bases.
- Kraft earned his first career save with three scoreless innings in the series finale at Texas and is currently tied for the lead in the Big Ten with five saves in 2023.
- He logged three saves in Indiana's four-game sweep of Bellarmine with just four base runners allowed and no earned runs in four total innings of work.
- Kraft's most impressive appearance might have come at Illinois in the first game of the Saturday doubleheader. He fired six scoreless innings to allow IU to rally for a 6-4 win. He scattered six hits, walked two and struck out three to earn the win.
- Kraft finished tied for No. 2 among Indiana freshman all-time in strikeouts (59), just behind Brad Edwards (69; 1999). He equaled the mark of **Tim Clifford** (1978) and **Blake Monar** (2009), with his total the highest among IU freshman that were primarily relievers in program history.
- The No. 85 left-handed pitching recruit nationally by Perfect Game as a senior in high school, two of Kraft's grandparents graduated from Indiana.

- A season after stranding all 18 inherited runners, **Grant Holderfield** will miss his sophomore season (injury).
- The left-hander didn't allow a run of his own 11 outings and issued two-or-fewer walks in 23 games over a team-high-tying 25 appearances in 2022.
- Holderfield posted two wins, two holds and two saves in his first collegiate season.
- Not the only student-athlete in the family, his brother Griffin was a right-handed pitcher at Creighton (2020-22) for three seasons.
- Redshirt senior **Ty Bothwell** owns 40 career appearances and 10 starts at Indiana. He owns 94 2/3 innings of work with 124 strikeouts.
- The southpaw owns a 7-4 record on the mound with one save and a .191 batting average against.
- His 6.18 hits per nine innings rank No. 8 among the NCAA active leaders and his 11.79 strikeouts per nine innings sit No. 26 among the active Division I pitchers.
- In 2022, Bothwell took the mound in the third inning of a resumed game from the day before and tossed the final seven innings hitless against Minnesota (5/15).

- After 38 career appearances at Siena, **Ben Seiler** made his first career Indiana appearance in a start on opening night at Auburn (2/17).
- Seiler owns 48 career appearances with 170 strikeouts over 173 1/3 innings of work in his career.
- The Albany, New York, native owned the top single game strikeout mark in NCAA Division I during the 2022 season with 19 punchouts against Niagara (4/23/22).
- After making four starts to open his Indiana career, Seiler has appeared out of the bullpen his last three outings. He earned his first career save against Morehead State (3/16) with four shutout innings in relief. He struck out seven and only issued one walk.





Catcher

6	Peter Serruto	R/R	Sr.+	Short Hills, N.J.	33	AJ Shepard	R/R	Fr.	Manassas, Va.
9	Brock Tibbitts	R/R	So.	New Albany, Ohio	35	Matthew Ellis	L/R	R-Sr.	Waddy, Ky.
15	Austin Bode	L/R	So.	Columbus, Ind.	36	Riley Langerman	R/R	Sr.+	Parker, Colo.

- Redshirt senior **Matthew Ellis** earned third-team All-Big Ten honors in 2022 after hitting 18 home runs and driving in 65 RBIs, both which rank among the top 10 on the IU single season charts.
- He finished tied for No. 7 on IU's single season home run charts (18) with **Kyle Schwarber** (2013) and **Alex Smith** (1986), and tied for No. 10 on the single season RBI charts (65) with **Seth Bynum** (2004), **Vasili Spanos** (2002) and **Doug DeVore** (1999).
- In 83 career starts, Ellis reached base safely in 71 of them with a hit in 51 games. He owns 85 RBIs and 22 home runs with a .265 batting average. His on-base percentage of .397 is bolstered by 55 walks and 11 hit-by-pitch.
- Ellis spent his first collegiate season at Tennessee, but did not appear in a game. He transferred to Walters State Community College and reached base in 76 of 87 games over two seasons.
- After three seasons at Big Ten foe Rutgers, **Peter Serruto** transferred to Indiana after playing in 84 career games with 58 starts for the Scarlet Knights.
- In his first season at Indiana, Serruto appeared in 34 games with 23 starts behind the plate and earned his degree in liberal studies in 2022.
- At Texas on Feb. 26, Serruto gunned down three potential base stealers in a 4-2 Indiana victory in the series finale. He also caught one runner trying to advance to second on a wild pitch that got off the home plate dirt.
- Serruto continued his great play in 2023 with a 4-for-4 day at the plate with the game-tying RBI in the eighth inning of the series-clinching game versus Iowa. He scored two of the four runs, as well.
- Out of high school, Serruto was drafted in the 22nd round of the 2018 Major League Baseball Draft by the Cincinnati Reds after he was ranked the No. 62 catcher nationally by Perfect Game.
- Sophomore **Brock Tibbitts** was No. 65 catcher nationally and No. 14 overall prospect in Ohio per Perfect Game as a prep and should see some time behind the plate during the 2023 season. **MORE INFO ON PAGE 7**
- Freshman **AJ Shepard** will miss the 2023 season due to injury. The catching prospect was rated the No. 359 overall prospect and No. 23 catcher nationally by Perfect Game as a senior and earned high honorable mention All-America from the publication.
- Older brother, Corey, was a collegiate swimmer at the United States Air Force Academy and competed at the 2020 USA Swimming Olympic Trials.
- A pair of transfers were added to the catching corps, in Louisville transfer **Austin Bode** and Maryland transfer **Riley Langerman**.
- Bode appeared in 16 games with one start at Louisville and helped the Cardinals to the NCAA Super Regional round in 2022. He hit .294 with five RBIs and owned a .409 on-base percentage.
- Langerman started 16 games over two seasons at Maryland after playing two seasons at Ventura (Calif.) College. He as a part of back-to-back NCAA Regional appearances, the 2022 Big Ten Championship team and Super Regional squad.
- Langerman made his first start at Indiana in a midweek game at Cincinnati (4/19). We worked one walk in three plate appearances.



22 | Jeff Mercer



Entering his fifth season at the helm of the Indiana baseball program, head coach Jeff Mercer continues to build the program through high-level high school talent and deliberate evaluation of the transfer portal. The player development within the program has also shown in his first four seasons with a Big Ten-best 19 student-athletes drafted over that span.

Mercer start this his IU coaching career has seen him join IU coaching legend Everett Dean as the only IU coaches to win a Big Ten title in their first year as a head coach, a trip to the NCAA Louisville Regional, a season cut short due to a global pandemic and the first-ever conference-only slate in Big Ten history.

Mercer brought a winning background to Indiana. In his time as a head coach (2017-18) and an assistant coach (2014-16) at Wright State, he was a part of three Horizon League regular season and conference tournament titles, three NCAA appearances, and a combined record of 199-92 (.684). The Raiders won four NCAA tournament games over that span, having reached the regional finals twice.

Indiana Era (2019-present)

In 2022, the freshman trio of Carter Mathison, Josh Pyne and Brock Tibbitts each earned Freshman All-America honors, while the trio was joined by Evan Goforth on the Big Ten All-Freshman Team. The freshman home run record was topped by Mathison at 19 home runs, which raced past Alex Dickerson's mark (14) from 2009. That total ranked No. 3 among Division I freshmen and his 58 RBIs were No. 8 among rookies nationally.

Catcher Matthew Ellis – a junior college transfer – was among the veterans to impact the 2022 season with his 18 home runs ranking No. 2 on the team. Ellis was a third-team All-Big Ten selection at seasons end. Starting pitcher Jack Perkins made the most of his one year in Bloomington with 15 starts and 91 strikeouts, before the Oakland Athletics made him the organization's fifth-round pick in the 2022 Major League Baseball Draft.

Bradley Brehmer and Reese Sharp also hear their names called in the draft, both by the Baltimore Orioles. Brehmer was the 12th round selection and Sharp was the taken in the 20th round of the event.

The conference-only slate of 2021 produced just the second 20-plus win Big Ten effort in program history (2014) and a school-record 26 wins against B1G opponents. Twice during the season, the Hoosiers won eight of nine games, including eight straight games after dropping the season opener. Grant Richardson was a first-team All-Big Ten pick, while Gabe Bierman (second team), McCade Brown (second team) and Cole Barr (third team) also earned all-conference honors.

In the Major League Baseball Draft, the Hoosiers saw its three weekend starting pitchers, closer and top two RBI producers selected. With four picks in the first 10 rounds, the 2021 edition marked the second time in program history that four Hoosiers were taken in the top 10 rounds (2009).

In the shortened 2020 season, Mercer led the Hoosiers to a 9-6 record overall. Indiana recorded three road victories over ranked teams, beating No. 11 LSU, No. 30 South Alabama, and No. 17 East Carolina. IU also defeated in-state rival Purdue, 17-2, in seven innings.

Individually, Richardson posted a .424 batting average with three doubles, two triples, five home runs, 17 RBI and 21 runs scored over 15 games. The sophomore led the Big Ten in runs scored, home runs, slugging percentage, and total bases. He finished among the top 20 nationally in runs per game (No. 5), total bases (No. 11), slugging percentage (No. 12) and RBIs (No. 19).

In his first season as head coach, Mercer led the Hoosiers to the 2019 Big Ten regular season title and earned Big Ten Coach of the Year. The conference title was the seventh in program history for IU and the first since 1914.

The Bargersville, Indiana, native became the first Big Ten head coach since 1982 (John Anderson, Minnesota) to win a regular season conference title in their first season as the skipper. He became just the second coach in IU history – any sport, men's or women's – to win an outright Big Ten championship in his or her first year. Everett Dean (1924-25) did it in baseball in his first year at the helm.

Indiana earned the No. 2 seed in the NCAA Louisville Regional and finished the season with an overall record of 37-23 and a Big Ten mark of 17-7. A school-record 10 Hoosiers were selected in the 2019 MLB Draft, led by outfield Matt Gorski. The highest drafted Hoosier since Kyle Schwarber (No. 4 overall) in 2014, Gorski was picked in the second round (57th overall) by the Pittsburgh Pirates.

IUHoosiers.com

Fifth Season at Indiana
Seventh Season as a Head Coach
Wright State, 2009



Pitcher Andrew Saalfrank was named the Big Ten Pitcher of the Year and earned a spot on the All-Big Ten first team along with utility player Matt Lloyd. Scotty Bradley, Cole Barr and Gorski each made the second team. Elijah Dunham rounded out the all-conference honors with a third-team selection.

Wright State Era (2014-18)

The first former student-athlete to be named head coach of the baseball program, Mercer led Wright State for two seasons and amassed 77 victories. In his two seasons at the helm, WSU won nearly 70 percent of its games and averaged 38.5 wins per season. The 2018 Horizon League Coach of the Year, the Raiders won the regular season and conference tournament title in the 2018 to earn a spot in the NCAA Stanford Regional. In 2017, Mercer's squad earned the programs first-ever national ranking.

The 2018 Horizon League champions, Wright State won eight of its last 10 games and 15 of its last 19 to close the season. The Raiders grabbed the tournament title with three-straight wins and outscored opponents 32-11 during the run. With a 39-17 overall record and a 22-6 league mark, WSU ranked No. 8 in the country in scoring (7.8 rpg) and stolen bases (110) and was No. 21 in on-base percentage (.394). The Raiders' .979 fielding percentage was No. 10 nationally.

Wright State was led by Horizon League Player of the Year Gabe Snyder, who paced the conference in home runs (15) and RBI (73), and was second in batting average (.359), missing the league's Triple Crown by one batting average point. Snyder was one of 11 Raiders who earned all-league honors, including five first team honorees (Snyder, Matt Morrow, Chase Slone, Peyton Burdick and Ryan Weiss), four second teamers (Seth Gray, JD Orr, Zane Harris and Derek Hendrixson) and two named to the freshman team (Harris and Quincy Hamilton).

Wright State saw three players drafted in the 2018 MLB Draft, each taken in the first 21 rounds, led by Weiss in the fourth round by the Arizona Diamondbacks (129th overall). Caleb Sampen (20th round) was picked by the Los Angeles Dodgers and Snyder (21st round) went to the Minnesota Twins.

Known for his strength as a recruiter, Mercer and his staff helped Wright State compiled its first-ever top 100 ranked recruiting class. The 2018 signing class was ranked 87th nationally.

WSU received its first-ever top 25 ranking in 2017 and finished the year at 38-21 and 21-9 in league action. Mercer's aggressiveness in the run game resulted in Wright State ranking No. 2 nationally with 130 stolen bases.

Weiss was selected as the 2017 Horizon League Freshman of the Year and first-team all-league along with Morrow. Pitcher Danny Sexton was named a second-team All-Horizon League along with Hendrixson and Gray. Both Weiss earned Freshman All-American and second-team ABCA All-Midwest selection.

Mercer, who was a two-time All-Horizon League honoree in 2008 and 2009, returned to the Raiders as an assistant coach in 2013 and promptly helped WSU set a then-school record for wins (43) in 2015. The Raiders followed that up with a program-record 46 victories.

He assisted then-head coach Greg Lovelady, who is now the head coach at UCF, and coached six players that were taken in the MLB Draft, including five in 2016. During Mercer's three years as an assistant, the Raiders had 30 All-Horizon League honorees, two Horizon League regular season and tournament titles and two NCAA appearances.

The program's recruiting coordinator, Mercer brought in a wealth of talent to one of the premier mid-major programs in the country. He also excelled in his role as hitting coach, with 47 home runs in 2016, its most in a season since 2009

Early Coaching Career (2010-13)

Prior to the return to his alma mater, Mercer spent two seasons as a volunteer assistant coach at Western Kentucky University (2012-13). While with the Hilltoppers, he worked with pitchers and outfielders, and was also instrumental in the development and organization of the program's camps.

His first Division I experience came at the University of Michigan as the volunteer assistant coach in 2011. During his time with the Wolverines, he worked with the catchers and outfielders.

Before his arrival in Ann Arbor, Mercer spent the 2010 season as the graduate assistant coach at Ohio Northern University where he was in charge of the infielders and hitters and was the recruiting coordinator.

Personal

Hometown: Bargersville, Indiana
Wife: Stephanie
Children: Grace & Grady
College: Wright State, 2009

Coaching Career

2019-	Indiana Head Coach
2017-18	Wright State Head Coach
2014-16	Wright State Assistant Coach
2012-13	Western Kentucky Volunteer Assistant Coach
2011	Michigan Volunteer Assistant Coach
2010	Ohio Northern Graduate Assistant Coach

Mercer's Year-by-Year

As a Head Coach		* - NCAA postseason canceled	
School	Record	Postseason	
2023	Indiana	27-11	--
2022	Indiana	27-32	--
2021	Indiana	26-18	--
2020*	Indiana	9-6	--
2019	Indiana	37-23	Big Ten Champions NCAA Regional
2018	Wright State	39-17	NCAA Regional
2017	Wright State	38-21	--
IU	5th Season	126-90	1 NCAA Regional
Totals	7th Season	203-128	2 NCAA Regionals
As an Assistant Coach			
2016	Wright State	46-17	NCAA Regional
2015	Wright State	43-17	NCAA Regional
2014	Wright State	35-22	NCAA Regional
2013	Western Kentucky	28-29	--
2012	Western Kentucky	25-33	--
2011	Michigan	17-37	--
2010	Ohio Northern	26-12	--
Totals	7 Seasons	220-167	3 NCAA Regionals





Going Yard

Below is a listing of home runs for the 2023 season, including expanded data for games where available.

Gm	Name	Inn.	Base	On	Exit	Launch	Distance
				Velo	Angle		
1	Ellis, Matthew	2	1	--	--	--	--
3	Mathison, Carter	1	3	102.7	36	360 feet	
4	Jessee, Hunter	1	--	102.5	29	403 feet	
4	Jessee, Hunter	7	1	95.5	30	365 feet	
9	Glasser, Phillip	3	--	102.0	36	386 feet	
12	Jessee, Hunter	2	1	98.1	29	364 feet	
12	Tibbitts, Brock	2	2	101.1	26	384 feet	
13	Serruto, Peter	7	--	97.8	36	394 feet	
15	Glasser, Phillip	3	1	95.8	45	346 feet	
18	Taylor, Devin	1	--	110.8	24	400 feet	
18	Taylor, Devin!	9	--	102.7	22	341 feet	
19	Tibbitts, Brock!	4	--	93.4	41	--	
19	Mathison, Carter	4	--	103.1	24	395 feet	
19	Ellis, Matthew	4	1	103.2	24	409 feet	
19	Pyne, Josh	4	1	101.3	26	428 feet	
19	Taylor, Devin	4	--	99.2	39	--	
21	Mathison, Carter	6	1	100.0	29	430 feet	
22	Tibbitts, Brock!	2	--	96.5	27	373 feet	
22	Cerny, Tyler!	5	--	101.1	23	410 feet	
22	Ellis, Matthew	5	--	95.5	36	412 feet	
23	Ellis, Matthew	7	2	109.9	29	452 feet	
24	Taylor, Devin	3	1	110.9	30	428 feet	
28	Cerny, Tyler	5	2	99.3	29	370 feet	
28	Taylor, Devin!	7	--	109.9	21	408 feet	
28	Glasser, Phillip!	9	--	93.7	34	370 feet	
31	Colopy, Morgan*	10	1	95.5	35	330 feet	
33	Mathison, Carter	1	1	97.0	28	387 feet	
33	Tibbitts, Brock	4	2	101.0	28	426 feet	
33	Tibbitts, Brock	6	1	101.3	34	391 feet	
34	Taylor, Devin	1	--	108.1	40	426 feet	
34	Taylor, Devin	7	1	104.0	26	381 feet	
35	Pyne, Josh	3	1	93.6	27	371 feet	
35	Tibbitts, Brock	6	--	92.3	32	352 feet	
36	Taylor, Devin	3	3	104.2	43	--	
36	Glasser, Phillip	5	2	93.0	44	368 feet	
36	Cerny, Tyler !	6	--	101.2	29	394 feet	
38	Cerny, Tyler !	2	--	--	--	--	
38	Taylor, Devin	7	2	--	--	--	

36 total home runs

! - Home run led off an inning | * - Walk-off home run

^ - Leadoff home run (bottom/top 1st) | \$ - Pinch hit home run

The Last Time...

- Big Ten Tournament | % - NCAA Regional | ^ - NCAA Super Regional | \$ - College World Series

AN INDIANA TEAM...	
Won 15+ Consecutive Games	18 - March 10-April 6, 2013
Won 10+ Consecutive Games	12 - February 28-March 22, 2015
Won 10+ Consecutive Big Ten Games	10 - March 28-April 25, 2014
Won 5+ Consecutive Big Ten Games	7 - March 7-19, 2021
Lost 5+ Consecutive Games	5 - May 16-23, 2021
Lost 5+ Consecutive Big Ten Games	5 - May 16-23, 2021
Swept a Three-Game Series	Ohio State; March 25-26, 2023
at Home	Ohio State; March 25-26, 2023
on The Road	at Maryland; May 1-3, 2015
Swept a Non-Conference Three-Game Series	Ohio State; March 25-26, 2023
at Home	Ohio State; March 25-26, 2023
on The Road	at Florida A&M; March 16-17, 2007
Swept a Three-Game Big Ten Series	Ohio State; March 25-26, 2023
at Home	Ohio State; March 25-26, 2023
on The Road	at Maryland; May 1-3, 2015
Was Swept in a Three-Game Series	at Iowa; May 19-21, 2022
at Home	Minnesota; April 22-23, 2011
on The Road	at Iowa; May 19-21, 2022
Was Swept in a Three-Game Non-Conference Series	at Troy; March 11-13, 2022
at Home	Minnesota; April 22-23, 2011
on The Road	at Troy; March 11-13, 2022
Was Swept in a Three-Game Big Ten Series	at Iowa; May 19-21, 2022
at Home	Minnesota; April 22-23, 2011
on The Road	at Iowa; May 19-21, 2022
Played An Extra-Inning Game	W, 2-0 (10 innings) - Iowa; April 8, 2023
Won An Extra-Inning Game	W, 2-0 (10 innings) - Iowa; April 8, 2023
Lost An Extra-Inning Game	L, 5-6 (11 innings) - vs. Maryland; May 26, 2022 #
Played Consecutive Extra-Inning Games	April 2 & 4, 2017; Nebraska (T, 1-1; 11 innings), Ball State (W, 3-2; 11 innings)
Played Three Consecutive Extra-Inning Games	March 15-17, 2011; vs. Jacksonville (W, 7-6; 10 innings), vs. UMass (W, 11-10; 11 innings), vs. Bucknell (L, 4-5; 10 innings)
Won Consecutive Games in Extra Innings	March 15-16, 2011; vs. Jacksonville (W, 7-6; 10 innings), vs. UMass (W, 11-10; 11 innings)
Won on a Walk-Off	W, 2-0 - Iowa; April 8, 2023
Won Consecutive Games Via A Walk-Off	Morgan Colopy two-run home run in the 10th inning April 11 & 13, 2012; Indiana State (W, 8-7), Michigan State (W, 3-2) Chris Sujka RBI bunt single in the ninth inning Michael Basil scored on wild pitch in ninth inning
AN INDIANA OFFENSE...	
Scored 40+ Runs	45 - Butler; April 11, 1896
Scored 30+ Runs	30 - IU-Southeast; April 30, 1997
Scored 25+ Runs	27 - Butler; March 23, 2016
Scored 20+ Runs	22 - at Penn State-2; April 2, 2023
Scored 15+ Runs	16 - Ball State; April 11, 2023
Scored 10+ Runs In An Inning	11 (7th inning) - Indiana State; March 21, 2023
Scored 9+ Runs In An Inning	11 (7th inning) - Indiana State; March 21, 2023
Scored 8+ Runs In An Inning	8 (4th Inning) - Ball State; April 11, 2023
Had 30+ Hits	N/A
Had 25+ Hits	27 - Michigan; April 4, 2010
Had 20+ Hits	20 - Morehead State; March 16, 2023
Had 20+ Hits in Back-to-Back Games	N/A
Had 7+ Home Runs	9 - at Maryland; March 30, 2019
Had 6+ Home Runs	6 - Kentucky; March 15, 2022
Had 5+ Home Runs	5 - Morehead State; March 16, 2023
Hit Back-To-Back Home Runs	5th Inning, Tyler Cerny (solo)/Matthew Ellis (solo) - Ohio State; March 25, 2023
Hit Back-To-Back-To-Back Home Runs	3rd Inning, Kyle Schwarber (two-run), Sam Travis (solo) and Scott Donley (solo) - at Iowa; May 3, 2009
Had 3+ Triples	3 - vs. Valparaiso; March 2, 2008
Had 9+ Doubles	9 - Kentucky; March 15, 2022
Had 8+ Doubles	9 - Kentucky; March 15, 2022
Had 7+ Doubles	7 - Butler; February 28, 2023
Had 6+ Doubles	7 - Butler; February 28, 2023
Had 15+ Walks	16 - Ball State; April 18, 2018
Had 10+ Walks	11 - Butler; February 28, 2023
Had 10+ Stolen Bases	12 - Indiana State; April 18, 2006
Had 9+ Stolen Bases	9 - at North Florida; March 14, 2007
Had 8+ Stolen Bases	8 - Butler; February 28, 2023
Didn't Strikeout in a Game	Iowa; April 1, 2012
Had Two or Fewer Strikeouts	2 - Xavier-1; March 20, 2022
Was Shut Out	at Indiana State (0-4); April 4, 2023
at Home	Penn State (0-3); April 5, 2019
on The Road	at Indiana State (0-4); April 4, 2023
Neutral Site	vs. Stanford (0-13); February 27, 2022
Back-To-Back Games	May 20-21, 2016 (at Nebraska [0-2], at Nebraska [0-3])
Three-Straight Games	April 23-24, 1954 (Ohio State [0-2], Ohio State [0-5], Ohio State [0-8])

AN INDIANA PITCHING STAFF...

Threw a No-Hitter	McCade Brown (5 IP); Braydon Tucker (4 IP); Illinois, April 10, 2021
Held Opponent To 1 Hit	Minnesota-1; May 15, 2022
Held Opponent To 2 Hits	Purdue Fort Wayne; March 8, 2022
Struck Out 20+ Batters	21 - Ball State; April 18, 2018
Struck Out 15+ Batters	16 - at Cincinnati; April 19, 2023
Did Not Issue A Walk	Morehead State; March 15, 2023
Shut Out An Opponent	Iowa (2-0); April 8, 2023
at Home	Iowa (2-0); April 8, 2023
on The Road	at Northwestern (4-0); April 18, 2021
Neutral Site Game	vs. Washington (1-0); March 18, 2019
Postseason Game	vs. Texas Southern (6-0); June 2, 2018 %
Back-To-Back Shutouts	2014 (Western Kentucky [1-0], Michigan State [7-0])
Three Straight Shutouts	March 24-26, 1988 (at Butler [14-0], at Rose-Hulman [10-0], at Rose-Hulman [2-0])
Four Straight Shutouts	April 6-10, 1937 (Carleton [8-0], DePauw [7-0], Miami (Ohio) [10-0], Miami (Ohio) [7-0])
Shut Out A Big Ten Opponent	Iowa (2-0); April 8, 2023
at Home	Iowa (2-0); April 8, 2023
on The Road	at Northwestern (4-0); April 18, 2021
Neutral Site	vs. Michigan (5-0); May 22, 2014 #

AN INDIANA BATTER HAD...

Hit for the Cycle	Josh Phegley; Valparaiso, March 2, 2008
Walk-Off Hit	Morgan Colopy (2-run HR); Iowa, April 8, 2023
Walk-Off Home Run	Morgan Colopy (2-run HR); Iowa, April 8, 2023
8+ At-Bats	8 - Jeremy Houston; Ball State, April 18, 2018
5 Hits	5 - Phillip Glasser; Bellarmine, March 11, 2023
4+ Hits	4 - Tyler Cerny; at Illinois-2, April 15, 2023
2+ Hits In An Inning	Matthew Ellis (bottom second; single & double); Morehead State, March 16, 2023
6 Runs Scored	6 - Jay Brant; Shawnee State, March 30, 2005
5+ Runs Scored	5 - Drew Ashley; at Maryland, March 31, 2019
4+ Runs Scored	4 - Phillip Glasser; at Cincinnati, April 19, 2023
3+ Doubles	3 - Phillip Glasser; Kentucky, March 15, 2022
2+ Triples	2 - Casey Rodriguez; College of Charleston, February 28, 2015
4 Home Runs	4 - Byron Bradley; Tri-State, March 5, 1992
3+ Home Runs	3 - Grant Richardson; Maryland, March 30, 2019
2+ Home Runs	2 - Devin Taylor; at Illinois, April 14, 2023
Inside-The-Park Home Run	Matt Gorski; at Purdue, April 25, 2018
Pinch Hit Home Run	Carter Mathison (9th inning, 3-run HR); at Indiana State, April 12, 2022
Leadoff Home Run (Top or bottom of 1st inning)	Tyler Doanes; at Clemson, February 19, 2022
Hit a Grand Slam	Devin Taylor; at Illinois-2, April 15, 2023
A Walk-Off Grand Slam	Logan Kaletha; vs. South Alabama, February 18, 2018
10+ RBIs	Never
9+ RBIs	9 - Mike Smith; Milwaukee, March 1, 1992
8+ RBIs	N/A
7+ RBIs	7 - Matt Ellis; at Missouri State, March 5, 2022
15+ Total Bases	15 - Josh Phegley; at Northwestern, March 24, 2017
10+ Total Bases	10 - Brock Tibbitts; Ball State, April 11, 2023
5+ Walks	5 - Logan Sowers; Ball State, April 18, 2018
4+ Walks	4 - Jeremy Houston; vs. Nebraska, May 9, 2021
3+ Walks	3 - Phillip Glasser; Ohio State-2, March 26, 2023
4+ Stolen Bases	4 - Micah Johnson; Evansville, March 27, 2011
3+ Stolen Bases	3 - Tyler Cerny; Butler, February 28, 2023
Stole Home	Hunter Jessee (7th Inning); vs. Butler, April 26, 2022
3+ Hit By Pitches	3 - Tyler Cerny; Butler, February 28, 2023

AN INDIANA PITCHER HAD...

A Perfect Game	N/A
A No-Hitter	McCade Brown (5 IP); Braydon Tucker (4 IP); Illinois, April 10, 2021
A Complete Game No-Hitter	Mark Gramer (7 IP); Rose-Hulman, April 25, 1984
A Complete Game (9 Inn.)	Bradley Brehmer; vs. Illinois, May 27, 2022 #
A Complete-Game Shutout	Kyle Hart (9.0 IP); Georgia Southern, April 21, 2012
at Home	Kyle Hart (9.0 IP); Georgia Southern, April 21, 2012
on The Road	Tyler Tufts (7.0 IP); at Penn State, April 29, 2006
Neutral Site	Pauly Milto (9.0 IP); vs. Texas Southern, June 2, 2018 %
Big Ten Game	Tyler Tufts (7.0 IP); at Penn State, April 29, 2006
as a Freshman	Tyler Tufts (7.0 IP); at Penn State, April 29, 2006
Postseason Game	Pauly Milto (9.0 IP); vs. Texas Southern, June 2, 2018 %
16 Strikeouts	16 - McCade Brown; Penn State, March 13, 2021
15+ Strikeouts	16 - McCade Brown; Penn State, March 13, 2021
10+ Strikeouts	12 - Luke Sinnard; Iowa, April 8, 2023

AN INDIANA DEFENSE...

Turned 5+ Double Plays	6 - at Michigan State; May 17, 2008
Turned 4+ Double Plays	4 - vs. Texas A&M; June 3, 2018 %
Turned 3+ Double Plays	3 - at Illinois-2; April 15, 2023
Turned A Triple Play	vs. Radford; May 30, 2015 %
Had 5+ Errors	5 - vs. Nebraska; May 8, 2021
Had 4+ Errors	4 - vs. Long Beach State; March 5, 2023
Threw Out 4 Base Runners	4 - Northern Illinois; March 17, 2018
Threw Out 3 Base Runners	3 - at Texas; February 26, 2023

Hit It Hard

Top 10 Exit Velocities

Below is a listing of the top-10 hardest hit balls by IU in 2023.

Exit Velocity	Name	Opponent	Result
114.06	Colopy, Morgan	Purdue Fort Wayne (3/8)	Double
111.03	Taylor, Devin	Ball State (4/11)	Double
110.92	Taylor, Devin	Ohio State-2 (3/26)	Home Run
110.85	Ellis, Matthew	Long Beach State (3/5)	Single
110.83	Taylor, Devin	Morehead State (3/15)	Home Run
110.81	Ellis, Matthew	Ohio State-1 (3/26)	Home Run
110.27	Colopy, Morgan	Ball State (4/11)	Out
110.00	Mathison, Carter	Bellarmine (3/11)	Single
109.98	Taylor, Devin	at Penn State-2 (4/2)	Home Run
109.64	Whalen, Bobby	Penn State-2 (4/2)	Error

Individual Exit Velocities

Below is a listing of each IU student-athlete's average and top exit velocity of the 2023 season.

Name	Top EV	Average EV
Cerny, Tyler	104.33	87.47
Colopy, Morgan	114.06	88.18
De Goti, Jorge	94.49	82.75
Ellis, Matthew	110.85	90.27
Glasser, Phillip	105.55	87.82
Goforth, Evan	101.26	73.11
Jessee, Hunter	106.78	87.22
Langerman, Riley	79.95	79.95
Mathison, Carter	110.00	90.01
Murrison, Sam	69.26	69.26
Pyne, Josh	107.92	84.38
Serruto, Peter	102.90	85.15
Taylor, Devin	111.03	90.73
Tibbitts, Brock	108.71	87.72
Vecrumba, Ethan	102.82	96.27
Whalen, Bobby	109.64	85.37

Barrel Count

Below is a listing of each IU student-athlete's total barreled balls in 2023.

Name	'23 Barrels	Career
Cerny, Tyler	6	6
Colopy, Morgan	3	9
Ellis, Matthew	8	29
Glasser, Phillip	6	13
Jessee, Hunter	4	9
Mathison, Carter	8	25
Murrison, Sam	--	1
Pyne, Josh	3	10
Serruto, Peter	2	3
Taylor, Devin	10	10
Tibbitts, Brock	9	27
Whalen, Bobby	4	8

NOTE: A barreled ball is 98-plus exit velocity and a 10-35 degree launch angle. Barreled balls include only balls put in play.



Season Statistics

Record: 27-11 Home: 19-1 Away: 7-9 Neutral: 1-1 Big Ten: 9-3

Player	avg	gp-gs	ab	r	h	2b	3b	hr	rbi	tb	slg%	bb	hp	so	gdp	ob%	sf	sh	sb-att	po	a	e	fld%
9 Tibbitts, Brock	.380	38-38	142	35	54	11	2	6	45	87	.613	21	9	25	4	.480	3	0	1-1	288	20	4	.987
1 Glasser, Phillip	.372	38-38	156	42	58	14	1	4	28	86	.551	23	7	21	2	.466	3	0	11-14	39	89	7	.948
5 Taylor, Devin	.370	30-26	100	33	37	8	2	9	35	76	.760	23	4	23	1	.500	1	0	1-2	27	2	3	.906
8 Cerny, Tyler	.286	35-33	133	32	38	5	3	4	24	61	.459	6	8	33	3	.349	2	0	6-7	66	86	5	.968
32 Pyne, Josh	.283	37-37	152	29	43	8	0	2	29	57	.375	16	3	31	2	.356	3	0	1-1	26	54	7	.920
16 Whalen, Bobby	.279	38-37	147	32	41	10	0	0	23	51	.347	21	5	35	4	.383	2	1	2-3	79	4	1	.988
4 Jessee, Hunter	.272	33-31	114	23	31	6	0	3	16	46	.404	16	6	31	2	.387	1	1	4-4	38	2	1	.976
3 Mathison, Carter	.263	38-36	137	24	36	8	1	4	24	58	.423	22	3	41	1	.370	3	0	2-4	20	1	4	.840
35 Ellis, Matthew	.250	25-24	76	10	19	3	0	4	20	34	.447	15	4	19	1	.392	2	0	0-0	109	6	0	1.000
11 De Goti, Jorge	.600	4-0	5	1	3	1	0	0	1	4	.800	0	0	2	0	.600	0	0	0-0	1	0	0	1.000
6 Serruto, Peter	.276	29-24	76	12	21	2	0	1	8	26	.342	9	0	21	4	.353	0	5	0-0	211	22	1	.996
7 Vecrumba, Ethan	.200	9-0	5	4	1	0	1	0	1	3	.600	1	0	2	0	.333	0	0	1-1	0	0	0	.000
10 Colopy, Morgan	.184	31-11	49	6	9	3	0	1	14	15	.306	8	2	11	4	.317	1	0	0-0	23	0	0	1.000
19 Goforth, Evan	.067	12-6	15	3	1	0	0	0	0	1	.067	5	0	6	1	.300	0	1	0-0	12	8	1	.952
36 Langerman, Riley	.000	10-1	4	0	0	0	0	0	1	0	.000	1	0	3	0	.167	1	0	0-0	34	2	0	1.000
28 Murrison, Sam	.000	22-0	3	2	0	0	0	0	0	0	.000	1	0	2	0	.250	0	0	1-1	3	0	0	1.000
Totals	.298	38	1314	288	392	79	10	38	269	605	.460	188	51	306	29	.401	22	8	30-38	997	337	40	.971
Opponents	.249	38	1257	202	313	69	2	38	181	500	.398	166	42	360	19	.353	9	11	14-26	970	352	44	.968

LOB - Team (325), Opp (286). DPs turned - Team (20), Opp (34). IBB - Team (4), Mathison 2, Taylor 2. Picked off - Pyne 1.

(All games Sorted by Earned run avg)

Player	era	w-l	app	gs	cg	sho	sv	ip	h	r	er	bb	so	2b	3b	hr	b/avg	wp	hp	bks	sfa	sha
37 Sinnard, Luke	4.21	3-1	9	9	0	0/1	0	47.0	43	23	22	12	66	13	0	7	.243	2	2	0	1	1
29 Kraft, Ryan	0.75	4-1	14	0	0	0/1	5	36.0	27	7	3	14	31	3	0	1	.208	0	0	0	0	1
30 Manase, Seti	1.61	2-1	12	10	0	0/0	0	28.0	24	13	5	12	21	8	1	3	.231	1	1	0	1	2
40 Phillips, Ethan	2.12	2-0	9	1	0	0/0	0	17.0	13	5	4	8	15	0	0	1	.220	1	2	0	0	0
12 Yoho, Craig	2.31	4-1	12	0	0	0/0	0	23.1	19	7	6	11	41	2	0	2	.213	2	5	0	0	0
55 Burton, Wes	2.70	0-0	8	0	0	0/0	1	10.0	3	3	3	9	12	0	0	0	.097	3	1	0	0	0
45 Decker-Petty, Aydan	2.89	1-0	7	0	0	0/0	0	9.1	7	5	3	5	9	1	0	1	.200	0	1	0	0	0
51 Risedorph, Brayden	4.26	2-0	14	3	0	0/0	1	25.1	24	15	12	10	32	4	0	1	.242	4	4	0	1	1
14 Foley, Connor	4.97	2-0	11	0	0	0/0	0	12.2	9	7	7	10	18	0	0	3	.200	0	1	1	0	0
31 Whiteaker, Evan	5.65	1-0	11	2	0	0/0	0	14.1	9	9	9	11	16	0	0	2	.180	4	0	0	0	1
42 Seiler, Ben	6.56	0-3	10	5	0	0/0	1	23.1	28	19	17	15	20	6	0	1	.301	2	2	0	1	2
43 Vega, Adrian	6.91	0-0	9	0	0	0/0	0	14.1	18	11	11	5	14	5	1	2	.310	0	0	0	3	0
27 Ey, Brooks	7.41	1-0	8	1	0	0/0	0	17.0	20	14	14	5	13	6	0	2	.299	0	5	0	0	1
41 Bothwell, Ty	7.84	2-1	7	4	0	0/0	0	10.1	7	9	9	13	9	4	0	1	.206	1	6	0	0	1
38 Katskee, Cooper	8.10	1-1	8	0	0	0/0	0	10.0	13	12	9	5	11	5	0	3	.325	2	3	0	1	0
44 Hellman, Cooper	8.31	0-0	6	0	0	0/0	0	4.1	7	4	4	1	2	1	0	1	.368	1	3	0	0	0
34 Levy, Gabe	9.24	1-2	8	1	0	0/0	0	12.2	19	17	13	6	13	6	0	4	.328	1	2	1	1	0
2 Hayden, Luke	10.66	1-0	9	2	0	0/0	0	12.2	17	15	15	10	10	3	0	3	.340	4	1	0	0	1
39 Ball, Nathan	13.50	0-0	5	0	0	0/0	0	4.2	6	7	7	4	7	2	0	0	.316	2	3	0	0	0
Totals	4.69	27-11	38	38	0	1/1	8	332.1	313	202	173	166	360	69	2	38	.249	30	42	2	9	11
Opponents	7.43	11-27	38	38	0	1/1	4	323.1	392	288	267	188	306	79	10	38	.298	33	51	3	22	8

PB - Team (5), Serruto 3, Ellis 2, Opp (9). Pickoffs - Team (7), Serruto 1, Hayden 1, Sinnard 1, Whiteaker 1, Seiler 1, Kraft 1, Manase 1, Opp (1). SBA/ATT - Serruto (11-18), Ellis (3-6), Sinnard (3-4), Manase (2-3), Burton (0-2), Seiler (0-2), Ey (2-2), Yoho (2-2), Vega (2-2), Risedorph (1-1), Katskee (0-1), Bothwell (1-1), Hellman (0-1), Ball (1-1), Foley (0-1), Kraft (0-1), Hayden (0-1), Phillips, E. (0-1).

Big Ten Only Statistics

Record: 9-3 Home: 5-1 Away: 4-2 Big Ten: 9-3

Player	avg	gp-gs	ab	r	h	2b	3b	hr	rbi	tb	slg%	bb	hp	so	gdp	ob%	sf	sh	sb-att	po	a	e	fld%
9 Tibbitts, Brock	.404	12-12	47	13	19	5	0	2	14	30	.638	6	3	9	2	.491	1	0	0-0	99	8	2	.982
5 Taylor, Devin	.378	12-12	45	14	17	2	2	5	17	38	.844	11	2	11	1	.517	0	0	0-1	18	2	1	.952
6 Serruto, Peter	.324	11-10	34	5	11	2	0	0	4	13	.382	3	0	7	1	.378	0	1	0-0	84	8	0	1.000
32 Pyne, Josh	.320	12-12	50	10	16	1	0	1	12	20	.400	5	1	6	1	.393	0	0	0-0	8	21	2	.935
16 Whalen, Bobby	.319	12-12	47	13	15	3	0	0	7	18	.383	6	4	9	1	.431	1	0	0-0	30	0	1	.968
3 Mathison, Carter	.279	12-10	43	7	12	2	0	0	5	14	.326	5	0	15	0	.347	1	0	0-1	0	0	0	.000
4 Jessee, Hunter	.242	10-9	33	6	8	1	0	0	3	9	.273	4	1	9	1	.342	0	0	0-0	10	0	0	1.000
1 Glasser, Phillip	.224	12-12	49	11	11	3	0	2	5	20	.408	9	2	11	1	.367	0	0	0-0	14	35	0	1.000
8 Cerny, Tyler	.213	12-12	47	10	10	1	0	3	8	20	.426	0	4	12	1	.275	0	0	1-1	27	38	2	.970

10 Colopy, Morgan	.300	11-2	10	1	3	1	0	1	4	7	.700	2	0	2	1	.417	0	0	0-0	6	0	0	1.000
35 Ellis, Matthew	.238	5-5	21	2	5	0	0	2	7	11	.524	1	0	6	0	.261	1	0	0-0	14	0	0	1.000
36 Langerman, Riley	.000	2-0	0	0	0	0	0	0	0	0	.000	0	0	0	0	.000	0	0	0-0	1	0	0	1.000
28 Murrison, Sam	.000	8-0	0	0	0	0	0	0	0	0	.000	0	0	0	0	.000	0	0	0-0	1	0	0	1.000
7 Vecrumba, Ethan	.000	2-0	0	0	0	0	0	0	0	0	.000	0	0	0	0	.000	0	0	0-0	0	0	0	.000
Totals	.298	12	426	92	127	21	2	16	86	200	.469	52	17	97	10	.393	4	1	1-3	321	124	10	.978
Opponents	.256	12	407	59	104	22	1	12	49	164	.403	53	13	99	12	.359	1	1	3-6	313	114	12	.973

LOB - Team (95), Opp (95). DPs turned - Team (12), Opp (11). IBB - Team (1), Taylor 1. Picked off - Pyne 1.

(Big Ten games only Sorted by Earned run avg)

Player	era	w-l	app	gs	cg	sho	sv	ip	h	r	er	bb	so	2b	3b	hr	b/avg	wp	hp	bks	sfa	sha
29 Kraft, Ryan	0.00	3-0	4	0	0	0/1	0	19.1	14	0	0	9	12	2	0	0	.215	0	0	0	0	0
37 Sinnard, Luke	5.40	0-1	4	4	0	0/1	0	20.0	22	12	12	6	27	6	0	4	.282	2	2	0	0	0

55 Burton, Wes	0.00	0-0	3	0	0	0/0	1	5.1	2	0	0	3	6	0	0	0	.125	1	0	0	0	0
43 Vega, Adrian	0.00	0-0	2	0	0	0/0	0	2.1	2	0	0	0	2	0	0	0	.222	0	0	0	0	0
40 Phillips, Ethan	0.00	0-0	2	0	0	0/0	0	0.2	1	0	0	0	0	0	0	0	.333	1	1	0	0	0
38 Katskee, Cooper	0.00	0-0	1	0	0	0/0	0	0.2	1	0	0	0	1	1	0	0	.333	0	0	0	0	0
30 Manase, Seti	1.74	0-0	4	4	0	0/0	0	10.1	10	2	2	5	7	2	1	0	.250	0	0	0	0	0
12 Yoho, Craig	2.53	2-1	4	0	0	0/0	0	10.2	8	3	3	7	15	2	0	1	.195	2	2	0	0	0
27 Ey, Brooks	3.12	1-0	2	1	0	0/0	0	8.2	8	3	3	2	3	2	0	0	.258	0	0	0	0	0
14 Foley, Connor	3.86	0-0	2	0	0	0/0	0	2.1	1	1	1	2	5	0	0	1	.125	0	0	0	0	0
2 Hayden, Luke	5.06	1-0	2	1	0	0/0	0	5.1	4	3	3	2	6	1	0	2	.200	1	0	0	0	0
42 Seiler, Ben	8.53	0-1	3	1	0	0/0	0	6.1	8	7	6	3	5	1	0	1	.308	0	2	0	0	0
51 Risedorph, Brayden	8.59	1-0	4	0	0	0/0	0	7.1	11	9	7	4	7	1	0	1	.344	1	3	0	1	1
45 Decker-Petty, Aydan	9.00	0-0	2	0	0	0/0	0	2.0	2	4	2	3	1	0	0	1	.222	0	1	0	0	0
34 Levy, Gabe	11.25	1-0	2	0	0	0/0	0	4.0	7	6	5	2	2	2	0	1	.368	0	0	0	0	0
39 Ball, Nathan	27.00	0-0	1	0	0	0/0	0	1.2	3	5	5	1	0	2	0	0	.429	1	2	0	0	0
31 Whiteaker, Evan	99.00	0-0	1	1	0	0/0	0	0.0	0	4	4	4	0	0	0	0		0	0	0	0	0
Totals	4.46	9-3	12	12	0	1/1	1	107.0	104	59	53	53	99	22	1	12	.256	9	13	0	1	1
Opponents	7.33	3-9	12	12	0	0/0	2	104.1	127	92	85	52	97	21	2	16	.298	8	17	0	4	1

PB - Team (1), Serruto 1. Pickoffs - Team (3), Serruto 1, Manase 1, Kraft 1, Opp (1). SBA/ATT - Serruto (3-6), Burton (0-2), Sinnard (1-1), Seiler (0-1), Risedorph (1-1), Manase (1-1).



Last Week's Games Statistics

(April 10-16 Only Sorted by Batting avg)

Record: 3-1 Home: 1-0 Away: 2-1 Big Ten: 2-1

Player	avg	gp-gs	ab	r	h	2b	3b	hr	rbi	tb	slg%	bb	hp	so	gdp	ob%	sf	sh	sb-att	po	a	e	fld%
9 Tibbitts, Brock	.625	4-4	16	9	10	2	0	3	8	21	1.313	1	3	2	0	.700	0	0	0-0	32	0	0	1.000
5 Taylor, Devin	.500	4-4	18	8	9	3	1	3	10	23	1.278	1	0	2	0	.500	1	0	0-1	5	0	0	1.000
32 Pyne, Josh	.389	4-4	18	3	7	2	0	1	6	12	.667	2	0	3	1	.450	0	0	1-1	3	9	1	.923
1 Glasser, Phillip	.381	4-4	21	6	8	1	0	1	4	12	.571	0	0	1	0	.381	0	0	0-0	7	11	0	1.000
6 Serruto, Peter	.333	4-4	15	2	5	1	0	0	2	6	.400	1	0	1	1	.375	0	0	0-0	32	3	0	1.000
4 Jessee, Hunter	.300	3-2	10	1	3	0	0	0	0	3	.300	1	0	1	0	.364	0	0	0-0	1	0	0	1.000
16 Whalen, Bobby	.278	4-4	18	7	5	2	0	0	2	7	.389	1	1	3	0	.350	0	0	0-0	8	0	0	1.000
8 Cerny, Tyler	.278	4-4	18	4	5	0	0	1	2	8	.444	0	0	4	0	.278	0	0	0-0	12	14	0	1.000
3 Mathison, Carter	.250	4-4	16	2	4	0	0	1	4	7	.438	4	0	7	0	.400	0	0	0-1	0	0	0	.000
10 Colopy, Morgan	.222	4-2	9	1	2	0	0	0	4	2	.222	0	0	2	1	.200	1	0	0-0	4	0	0	1.000

28 Murrison, Sam	.000	3-0	0	0	0	0	0	0	0	0	.000	0	0	0	0	.000	0	0	0-0	1	0	0	1.000
Totals	.365	4	159	43	58	11	1	10	42	101	.635	11	4	26	3	.415	2	0	1-3	105	39	2	.986
Opponents	.285	4	137	27	39	3	0	9	23	69	.504	20	1	32	6	.380	0	0	1-3	105	44	4	.974

LOB - Team (28), Opp (26). DPs turned - Team (6), Opp (3).

(April 10-16 Only Sorted by Earned run avg)

Player	era	w-l	app	gs	cg	sho	sv	ip	h	r	er	bb	so	2b	3b	hr	b/avg	wp	hp	bk	sfa	sha
29 Kraft, Ryan	0.00	1-0	1	0	0	0/0	0	6.0	6	0	0	2	3	0	0	0	.273	0	0	0	0	0
27 Ey, Brooks	3.86	1-0	2	1	0	0/0	0	7.0	6	3	3	0	4	1	0	1	.240	0	0	0	0	0

14 Foley, Connor	0.00	0-0	2	0	0	0/0	0	3.1	1	0	0	2	7	0	0	0	.091	0	0	0	0	0
30 Manase, Seti	0.00	0-0	1	1	0	0/0	0	2.0	2	0	0	1	0	0	0	0	.250	0	0	0	0	0
39 Ball, Nathan	0.00	0-0	1	0	0	0/0	0	1.0	1	0	0	1	2	0	0	0	.250	0	0	0	0	0
55 Burton, Wes	0.00	0-0	1	0	0	0/0	0	1.0	0	0	0	1	0	0	0	0	.000	0	0	0	0	0
38 Katskee, Cooper	4.50	1-0	1	0	0	0/0	0	2.0	4	4	1	0	2	0	0	2	.364	0	0	0	0	0
51 Risedorph, Brayden	9.00	0-0	1	0	0	0/0	0	3.0	3	4	3	3	3	1	0	1	.231	1	0	0	0	0
42 Seiler, Ben	9.00	0-0	1	0	0	0/0	0	1.0	2	1	1	0	1	0	0	1	.400	0	0	0	0	0
40 Phillips, Ethan	10.12	0-0	2	0	0	0/0	0	2.2	4	3	3	2	2	0	0	1	.400	0	0	0	0	0
37 Sinnard, Luke	12.00	0-0	1	1	0	0/0	0	3.0	5	4	4	3	5	0	0	1	.385	1	1	0	0	0
12 Yoho, Craig	13.50	0-1	1	0	0	0/0	0	2.0	3	3	3	2	3	1	0	1	.333	1	0	0	0	0
2 Hayden, Luke	45.00	0-0	1	1	0	0/0	0	1.0	2	5	5	3	0	0	0	1	.400	0	0	0	0	0
Totals	5.91	3-1	4	4	0	0/0	0	35.0	39	27	23	20	32	3	0	9	.285	3	1	0	0	0
Opponents	10.80	1-3	4	4	0	0/0	1	35.0	58	43	42	11	26	11	1	10	.365	2	4	0	2	0

PB - Team (1), Serruto 1, Opp (2). Pickoffs - Team (1), Serruto 1. SBA/ATT - Serruto (1-3), Burton (0-2), Ball (1-1).

Last 10 Games Statistics

Record: 7-3 Home: 4-1 Away: 3-2 Big Ten: 4-2

Player	avg	gp-gs	ab	r	h	2b	3b	hr	rbi	tb	slg%	bb	hp	so	gdp	ob%	sf	sh	sb-att	po	a	e	fld%
9 Tibbitts, Brock	.444	10-10	36	10	16	3	0	3	12	28	.778	4	4	6	2	.533	1	0	0-0	77	2	1	.988
5 Taylor, Devin	.350	10-10	40	11	14	3	1	4	15	31	.775	6	0	6	1	.426	1	0	0-1	18	1	1	.950
3 Mathison, Carter	.333	10-10	39	4	13	1	0	1	5	17	.436	6	0	12	1	.422	0	0	0-2	0	0	0	.000
6 Serruto, Peter	.310	10-9	29	5	9	2	0	0	3	11	.379	2	0	5	2	.355	0	2	0-0	84	8	1	.989
1 Glasser, Phillip	.310	10-10	42	11	13	1	0	1	5	17	.405	5	2	5	1	.408	0	0	1-1	13	26	0	1.000
16 Whalen, Bobby	.302	10-10	43	9	13	3	0	0	7	16	.372	3	2	11	1	.375	0	0	0-0	20	0	0	1.000
8 Cerny, Tyler	.225	10-10	40	8	9	2	0	2	5	17	.425	1	0	11	1	.244	0	0	1-1	24	27	1	.981
32 Pyne, Josh	.214	10-10	42	3	9	2	0	1	7	14	.333	3	0	8	1	.267	0	0	1-1	5	24	4	.879
4 Jesse, Hunter	.208	8-7	24	4	5	0	0	0	1	5	.208	5	1	10	0	.367	0	0	0-0	3	0	0	1.000

10 Colopy, Morgan	.286	9-3	14	2	4	1	0	1	6	8	.571	2	0	3	1	.353	1	0	0-0	6	0	0	1.000
36 Langerman, Riley	.000	2-1	2	0	0	0	0	0	0	0	.000	1	0	2	0	.333	0	0	0-0	14	0	0	1.000
19 Goforth, Evan	.000	1-0	0	1	0	0	0	0	0	0	.000	1	0	0	0	1.000	0	0	0-0	0	0	0	.000
28 Murrison, Sam	.000	6-0	0	0	0	0	0	0	0	0	.000	0	0	0	0	.000	0	0	0-0	1	0	0	1.000
Totals	.299	10	351	68	105	18	1	13	66	164	.467	39	9	79	11	.381	3	2	3-6	267	96	9	.976
Opponents	.252	10	337	52	85	16	0	13	46	140	.415	47	10	95	9	.360	0	1	4-7	262	105	9	.976

LOB - Team (74), Opp (76). DPs turned - Team (9), Opp (14). IBB - Team (1), Taylor 1.

(Last 10 Games Sorted by Earned run avg)

Player	era	w-l	app	gs	cg	sho	sv	ip	h	r	er	bb	so	2b	3b	hr	b/avg	wp	hp	bk	sfa	sha
29 Kraft, Ryan	0.00	2-0	2	0	0	0/1	0	10.0	9	0	0	4	8	1	0	0	.257	0	0	0	0	0
51 Risedorph, Brayden	2.70	2-0	4	1	0	0/0	0	10.0	7	5	3	3	12	2	0	1	.194	1	1	0	0	1
27 Ey, Brooks	3.09	1-0	4	1	0	0/0	0	11.2	10	4	4	2	9	3	0	1	.238	0	0	0	0	0

39 Ball, Nathan	0.00	0-0	1	0	0	0/0	0	1.0	1	0	0	1	2	0	0	0	.250	0	0	0	0	0
30 Manase, Seti	3.00	0-0	3	3	0	0/0	0	6.0	7	2	2	4	2	2	0	1	.292	0	0	0	0	0
14 Foley, Connor	3.38	0-0	4	0	0	0/0	0	5.1	3	2	2	4	9	0	0	1	.167	0	0	1	0	0
40 Phillips, Ethan	3.68	1-0	3	0	0	0/0	0	7.1	5	4	3	5	6	0	0	1	.208	0	0	0	0	0
12 Yoho, Craig	3.68	0-1	3	0	0	0/0	0	7.1	6	4	3	4	10	2	0	1	.207	2	2	0	0	0
37 Sinnard, Luke	4.00	0-0	2	2	0	0/1	0	9.0	8	4	4	3	17	1	0	1	.235	2	2	0	0	0
38 Katskee, Cooper	4.50	1-1	3	0	0	0/0	0	4.0	7	5	2	0	5	2	0	3	.350	0	0	0	0	0
42 Seiler, Ben	5.40	0-1	3	1	0	0/0	0	5.0	6	4	3	1	4	0	0	1	.300	0	2	0	0	0
41 Bothwell, Ty	5.40	0-0	2	1	0	0/0	0	1.2	1	1	1	5	1	1	0	0	.200	1	2	0	0	0
45 Decker-Petty, Aydan	6.75	0-0	1	0	0	0/0	0	1.1	1	2	1	1	0	0	0	0	.167	0	1	0	0	0
55 Burton, Wes	7.36	0-0	3	0	0	0/0	0	3.2	2	3	3	4	3	0	0	0	.182	1	0	0	0	0
43 Vega, Adrian	9.82	0-0	1	0	0	0/0	0	3.2	6	4	4	1	7	2	0	0	.353	0	0	0	0	0
2 Hayden, Luke	32.40	0-0	2	1	0	0/0	0	1.2	4	6	6	4	0	0	0	1	.444	1	0	0	0	0
31 Whiteaker, Evan	54.00	0-0	1	0	0	0/0	0	0.1	2	2	2	1	0	0	0	1	.667	0	0	0	0	0
Totals	4.35	7-3	10	10	0	1/1	0	89.0	85	52	43	47	95	16	0	13	.252	8	10	1	0	1
Opponents	6.60	3-7	10	10	0	1/1	2	87.1	105	68	64	39	79	18	1	13	.299	9	9	0	3	2

PB - Team (1), Serruto 1, Opp (3). Pickoffs - Team (2), Serruto 1, Kraft 1. SBA/ATT - Serruto (4-7), Burton (0-2), Yoho (1-1), Vega (1-1), Seiler (0-1), Ball (1-1), Manase (1-1).



Team Game-by-Game (Hitting)

Date	Opponent	ab	r	h	rbi	2b	3b	hr	tb	bb	ibb	sb	cs	hbp	sac	sf	gdp	k	po	a	e	lob	avg
Feb 17	at Auburn	33	4	5	3	0	0	1	8	4	0	0	0	3	0	0	0	12	24	6	2	9	.152
Feb 18	at Auburn	30	1	4	1	1	0	0	5	3	0	0	0	1	0	0	2	5	24	13	0	6	.143
Feb 19	at Auburn	40	11	14	10	4	0	1	21	7	0	1	0	1	0	1	0	7	27	9	0	11	.223
Feb 21	MIAMI (OHIO)	37	13	14	12	1	2	2	25	3	0	2	0	2	0	1	1	10	27	10	1	6	.264
Feb 24	at Texas	30	2	7	2	1	0	0	8	5	0	1	0	1	1	1	2	8	24	12	0	9	.259
Feb 25	at Texas	27	2	2	2	0	0	0	2	6	0	0	0	3	0	0	2	7	24	7	3	7	.234
Feb 26	at Texas	34	4	8	4	1	0	0	9	0	0	1	1	0	1	0	0	12	27	10	1	4	.234
Feb 28	BUTLER	33	13	13	12	7	2	0	24	11	0	8	0	4	0	1	1	8	27	6	0	12	.254
Mar 03	at East Carolina	37	4	10	4	3	0	1	16	4	0	1	0	1	1	1	0	14	24	10	0	13	.256
Mar 04	vs Georgetown	28	4	7	4	1	0	0	8	3	0	1	1	1	0	0	2	6	27	9	3	4	.255
Mar 05	vs Long Beach State	34	4	8	4	0	0	0	8	4	0	0	1	0	0	0	1	8	24	10	4	7	.253
Mar 08	PURDUE FORT WAYNE	37	15	14	14	4	1	2	26	9	0	4	0	3	0	1	1	6	27	4	0	11	.265
Mar 09	BELLARMINE	31	5	9	5	2	0	1	14	4	0	1	0	0	0	1	1	5	27	13	3	7	.267
Mar 10	BELLARMINE	32	9	10	7	3	0	0	13	9	1	0	1	2	0	1	1	6	27	9	1	11	.270
Mar 11	BELLARMINE	40	13	19	13	2	0	1	24	6	0	2	0	2	1	3	0	9	27	5	2	15	.286
Mar 12	BELLARMINE	33	3	10	2	0	1	0	12	2	0	1	0	0	0	1	1	6	27	10	1	9	.287
Mar 14	at Kentucky	25	2	4	2	2	0	0	6	3	0	1	0	0	0	0	0	11	19	2	1	5	.282
Mar 15	MOREHEAD STATE	42	6	14	6	2	0	2	22	4	2	0	0	2	1	0	0	6	30	9	2	15	.285
Mar 16	MOREHEAD STATE	45	23	20	22	4	1	5	41	9	0	2	0	1	0	1	0	4	27	9	0	9	.296
Mar 17	MOREHEAD STATE	35	5	7	5	3	1	0	12	9	0	0	0	0	0	0	0	9	27	7	1	13	.291
Mar 21	INDIANA STATE	36	15	13	13	5	0	1	21	7	0	0	1	3	0	1	0	11	27	7	0	8	.295
*Mar 25	OHIO STATE	35	14	14	13	2	0	3	25	6	0	1	0	2	0	2	0	6	27	11	1	7	.300
*Mar 26	OHIO STATE	37	9	13	8	4	0	1	20	6	0	0	0	0	0	1	0	11	27	7	3	11	.302
*Mar 26	OHIO STATE	30	7	7	7	2	0	1	12	4	0	0	0	1	0	0	1	7	27	8	0	4	.300
Mar 28	KENT STATE	32	4	10	3	3	0	0	13	5	0	0	0	0	0	1	1	5	27	7	1	10	.300
*Apr 1	at Penn State	34	2	8	2	1	1	0	11	4	0	0	0	3	0	0	0	12	24	14	0	12	.298
*Apr 2	at Penn State	29	4	5	4	0	0	0	5	5	0	0	0	2	1	1	1	8	27	9	0	7	.294
*Apr 2	at Penn State	47	22	18	19	3	0	3	30	7	0	0	0	4	0	0	0	8	27	8	1	9	.298
Apr 04	at Indiana State	32	0	8	0	2	0	0	10	2	0	0	1	1	0	0	2	7	24	8	0	8	.296
*Apr 07	IOWA	30	1	4	1	2	0	0	6	4	0	0	0	0	0	0	1	13	27	12	2	6	.292
*Apr 08	IOWA	30	2	3	2	0	0	1	6	4	1	0	0	0	0	0	2	9	30	12	0	4	.286
*Apr 09	IOWA	32	4	11	4	1	0	0	12	5	0	0	0	2	0	0	3	5	27	9	2	11	.288
Apr 11	BALL STATE	37	16	14	16	5	0	3	28	4	0	1	0	1	0	2	1	8	27	5	1	4	.291
*Apr 14	at Illinois	35	5	10	5	1	0	2	17	2	0	0	1	0	0	0	1	4	24	10	1	5	.291
*Apr 15	at Illinois	41	6	16	6	2	1	2	26	1	0	0	1	1	0	0	1	9	27	10	0	10	.294
*Apr 15	at Illinois	46	16	18	15	3	0	3	30	4	0	0	0	2	0	0	0	5	27	14	0	9	.298
Apr 18	LOUISVILLE	32	7	9	6	0	0	0	9	5	0	1	0	0	2	0	0	7	27	10	2	8	.297
Apr 19	at Cincinnati	36	11	12	11	2	0	2	20	8	0	1	0	2	0	1	0	12	27	6	1	9	.298
Totals		1314	288	392	269	79	10	38	605	188	4	30	8	51	8	22	29	306	997	337	40	325	.298

Team Game-by-Game (Pitching)

Date	Opponent	ip	h	r	er	bb	so	2b	3b	hr	wp	bk	hbp	dp	ibb	score	w-l	sv	era
Feb 17	at Auburn	8.0	11	8	5	7	11	2	0	1	2	0	0	0	0	4-8	0-1	0	5.62
Feb 18	at Auburn	8.0	8	6	6	9	4	4	0	0	2	0	2	2	0	1-6	0-2	0	6.19
Feb 19	at Auburn	9.0	8	2	2	2	9	2	0	1	0	0	0	0	0	11-2	1-2	0	4.68
Feb 21	MIAMI (OHIO)	9.0	11	5	5	5	14	3	0	1	1	0	1	1	0	13-5	2-2	0	4.76
Feb 24	at Texas	8.0	8	4	4	4	3	2	0	1	0	0	0	0	0	2-4	2-3	0	4.71
Feb 25	at Texas	8.0	4	5	2	6	3	1	0	0	0	0	1	0	0	2-5	2-4	0	4.32
Feb 26	at Texas	9.0	6	2	2	1	9	2	0	1	0	0	0	0	0	4-2	3-4	1	3.97
Feb 28	BUTLER	9.0	5	2	2	3	16	1	0	0	2	0	2	0	0	13-2	4-4	1	3.71
Mar 03	at East Carolina	8.0	16	17	17	6	2	4	1	3	1	0	3	0	0	4-17	4-5	1	5.33
Mar 04	vs Georgetown	9.0	5	3	2	3	11	2	0	0	0	0	0	0	0	4-3	5-5	2	4.98
Mar 05	vs Long Beach State	8.0	12	10	4	5	4	2	0	2	2	0	1	0	0	4-10	5-6	2	4.94
Mar 08	PURDUE FORT WAYNE	9.0	2	1	1	5	13	1	0	0	1	0	2	0	0	15-1	6-6	2	4.59
Mar 09	BELLARMINE	9.0	12	3	2	0	7	3	0	0	3	0	0	0	0	5-3	7-6	3	4.38
Mar 10	BELLARMINE	9.0	10	7	7	3	12	6	0	0	0	0	0	0	0	9-7	8-6	4	4.57
Mar 11	BELLARMINE	9.0	8	3	3	4	15	1	0	1	0	0	1	0	0	13-3	9-6	4	4.47
Mar 12	BELLARMINE	9.0	4	2	0	3	11	2	0	0	1	0	0	0	0	3-2	10-6	5	4.17
Mar 14	at Kentucky	6.1	9	12	11	6	7	1	0	1	0	1	6	2	0	2-12	10-7	5	4.68
Mar 15	MOREHEAD STATE	10.0	8	5	5	0	9	0	0	3	1	0	2	1	0	6-5	11-7	5	4.67
Mar 16	MOREHEAD STATE	9.0	6	5	5	5	14	0	0	1	1	0	0	0	0	23-5	12-7	6	4.68
Mar 17	MOREHEAD STATE	9.0	6	4	3	3	17	1	0	1	0	0	0	0	0	5-4	13-7	6	4.60
Mar 21	INDIANA STATE	9.0	7	5	5	8	11	0	0	1	1	0	2	0	0	15-5	14-7	6	4.62
*Mar 25	OHIO STATE	9.0	9	6	5	9	7	1	0	0	0	0	0	1	0	14-6	15-7	6	4.63
*Mar 26	OHIO STATE	9.0	11	6	5	4	15	4	0	2	0	0	1	0	0	9-6	16-7	6	4.65
*Mar 26	OHIO STATE	9.0	8	5	5	4	8	1	0	1	1	0	2	0	0	7-5	17-7	6	4.67
Mar 28	KENT STATE	9.0	5	3	3	4	14	0	0	0	0	0	2	0	0	4-3	18-7	7	4.60
*Apr 1	at Penn State	8.0	11	7	7	2	5	1	0	2	0	0	1	1	0	2-7	18-8	7	4.71
*Apr 2	at Penn State	9.0	4	1	1	3	5	2	1	0	0	0	0	2	0	4-1	19-8	7	4.57
*Apr 2	at Penn State	9.0	14	11	11	5	9	4	0	2	3	0	3	1	0	22-11	20-8	8	4.81
Apr 04	at Indiana State	8.0	8	4	4	7	8	3	0	2	1	1	3	0	0	0-4	20-9	8	4.80
*Apr 07	IOWA	9.0	9	7	5	4	7	2	0	1	0	0	3	1	0	1-7	20-10	8	4.81
*Apr 08	IOWA	10.0	6	0	0	2	17	2	0	0	1	0	1	0	0	2-0	21-10	8	4.63
*Apr 09	IOWA	9.0	6	2	1	6	6	2	0	0	1	0	1	1	0	4-2	22-10	8	4.51
Apr 11	BALL STATE	9.0	13	13	10	6	12	0	0	5	0	0	0	1	0	16-13	23-10	8	4.68
*Apr 14	at Illinois	8.0	8	7	6	7	6	2	0	2	2	0	0	0	0	5-7	23-11	8	4.74
*Apr 15	at Illinois	9.0	11	4	4	5	8	0	0	1	1	0	1	2	0	6-4	24-11	8	4.72
*Apr 15	at Illinois	9.0	7	3	3	2	6	1	0	1	0	0	0	3	0	16-3	25-11	8	4.67
Apr 18	LOUISVILLE	9.0	6	3	1	3	9	1	0	1	0	0	1	1	0	7-3	26-11	8	4.56
Apr 19	at Cincinnati	9.0	11	9	9	5	16	3	0	0	2	0	0	0	0	11-9	27-11	8	4.69
Totals		332.1	313	202	173	166	360	69	2	38	30	2	42	20	0	288-202	27-11	8	4.69



Non-Starter Statistics

Player	avg	gp-gs	ab	r	h	2b	3b	hr	rbi	tb	slg%	bb	hp	so	gdp	ob%	sf	sh	sb-att	po	a	e	fld%
11 De Goti, Jorge	.600	4-0	5	1	3	1	0	0	1	4	.800	0	0	2	0	.600	0	0	0-0	1	0	0	1.000
5 Taylor, Devin	.250	4-0	4	0	1	0	0	0	1	1	.250	0	1	2	0	.400	0	0	0-0	1	0	1	.500
7 Vecrumba, Ethan	.200	9-0	5	4	1	0	1	0	1	3	.600	1	0	2	0	.333	0	0	1-1	0	0	0	1.000
10 Colopy, Morgan	.182	20-0	11	1	2	1	0	1	2	6	.545	0	0	3	1	.182	0	0	0-0	5	0	0	1.000
28 Murrison, Sam	.000	22-0	3	2	0	0	0	0	0	0	.000	1	0	2	0	.250	0	0	1-1	3	0	0	1.000
4 Jessee, Hunter	.000	2-0	2	0	0	0	0	0	0	0	.000	0	0	0	0	.000	0	0	0-0	0	0	0	.000
3 Mathison, Carter	.000	2-0	2	0	0	0	0	0	0	0	.000	0	0	1	0	.000	0	0	0-0	0	0	0	.000
6 Serruto, Peter	.000	5-0	2	0	0	0	0	0	0	0	.000	1	0	2	0	.333	0	0	0-0	9	0	0	1.000
36 Langerman, Riley	.000	9-0	2	0	0	0	0	0	1	0	.000	0	0	1	0	.000	1	0	0-0	21	2	0	1.000
8 Cerny, Tyler	.000	2-0	1	0	0	0	0	0	0	0	.000	1	0	0	0	.500	0	0	0-0	3	3	0	1.000
19 Goforth, Evan	.000	6-0	0	1	0	0	0	0	0	0	.000	2	0	0	0	1.000	0	0	0-0	1	0	0	1.000
16 Whalen, Bobby	.000	1-0	0	0	0	0	0	0	0	0	.000	1	0	0	0	1.000	0	0	0-0	0	0	0	.000
35 Ellis, Matthew	.000	1-0	0	0	0	0	0	0	0	0	.000	1	0	0	0	1.000	0	0	0-0	0	0	0	.000
Totals	.189	38	37	9	7	2	1	1	6	14	.378	8	1	15	1	.340	1	0	2-2	59	25	5	.944
Opponents	.185	38	81	7	15	2	0	1	8	20	.247	11	3	34	2	.305	0	0	0-1	53	24	3	.963

(All games Sorted by Earned run avg)

Player	era	w-l	app	gs	cg	sho	sv	ip	h	r	er	bb	so	2b	3b	hr	b/avg	wp	hp	bk	sfa	sha
29 Kraft, Ryan	0.75	4-1	14	0	0	0/1	5	36.0	27	7	3	14	31	3	0	1	.208	0	0	0	0	1
40 Phillips, Ethan	1.80	1-0	8	0	0	0/0	0	15.0	11	4	3	7	13	0	0	1	.212	1	1	0	0	0
12 Yoho, Craig	2.31	4-1	12	0	0	0/0	0	23.1	19	7	6	11	41	2	0	2	.213	2	5	0	0	0
31 Whiteaker, Evan	2.38	1-0	9	0	0	0/0	0	11.1	6	3	3	7	13	0	0	1	.158	3	0	0	0	1
55 Burton, Wes	2.70	0-0	8	0	0	0/0	1	10.0	3	3	3	9	12	0	0	0	.097	3	1	0	0	0
45 Decker-Petty, Aydan	2.89	1-0	7	0	0	0/0	0	9.1	7	5	3	5	9	1	0	1	.200	0	1	0	0	0
30 Manase, Seti	3.86	1-0	2	0	0	0/0	0	2.1	2	2	1	0	3	1	0	0	.222	0	0	0	0	1
14 Foley, Connor	4.97	2-0	11	0	0	0/0	0	12.2	9	7	7	10	18	0	0	3	.200	0	1	1	0	0
51 Risedorph, Brayden	5.02	1-0	11	0	0	0/0	1	14.1	14	10	8	7	17	1	0	1	.255	3	4	0	1	1
42 Seiler, Ben	5.40	0-0	5	0	0	0/0	1	8.1	8	5	5	4	10	1	0	1	.242	0	0	0	0	0
43 Vega, Adrian	6.91	0-0	9	0	0	0/0	0	14.1	18	11	11	5	14	5	1	2	.310	0	0	0	3	0
2 Hayden, Luke	7.45	1-0	7	0	0	0/0	0	9.2	12	8	8	6	9	2	0	1	.333	4	1	0	0	1
38 Katskee, Cooper	8.10	1-1	8	0	0	0/0	0	10.0	13	12	9	5	11	5	0	3	.325	2	3	0	1	0
44 Hellman, Cooper	8.31	0-0	6	0	0	0/0	0	4.1	7	4	4	1	2	1	0	1	.368	1	3	0	0	0
34 Levy, Gabe	8.74	1-1	7	0	0	0/0	0	11.1	19	14	11	5	11	6	0	4	.358	1	0	0	1	0
27 Ey, Brooks	9.82	0-0	7	0	0	0/0	0	11.0	15	12	12	5	11	5	0	2	.326	0	5	0	0	1
39 Ball, Nathan	13.50	0-0	5	0	0	0/0	0	4.2	6	7	7	4	7	2	0	0	.316	2	3	0	0	0
41 Bothwell, Ty	40.50	0-0	3	0	0	0/0	0	1.1	2	6	6	3	0	0	0	1	.400	0	3	0	0	0
Totals	4.73	18-4	38	0	0	1/1	8	209.1	198	127	110	108	232	35	1	25	.250	22	31	1	6	6
Opponents	6.87	5-11	38	0	0	1/1	4	182.0	208	150	139	108	180	44	4	20	.285	25	32	1	13	4

National Rankings

Hitting	NCAA	B1G	Total
Base on Balls	57	4	188
Batting Average	49	5	.298
Doubles	37	2	79
Doubles Per Game	70	5	2.08
Hit by Pitch	80	7	51
Hits	22	1	392
Home Runs	130	6	38
Home Runs Per Game	161	8	1
On Base Percentage	55	5	.401
Runs	46	3	288
Sacrifice Bunts	222	10	8
Sacrifice Flies	21	2	22
Scoring	73	7	7.6
Slugging Percentage	100	7	.460
Stolen Bases	204	10	30
Stolen Bases Per Game	224	10	0.79
Triples	57	5	10
Triples Per Game	88	6	0.26
Pitching	NCAA	B1G	Total
Earned Run Average	52	3	4.69
Hit Batters	157	10	42
Hits Per Nine Innings	50	4	8.48
Shutouts	122	3	1
Strikeout-to-Walk Ratio	78	3	2.17
Strikeouts Per Nine Innings	50	2	9.70
WHIP	71	3	1.44
Walks Per Nine Innings	124	5	4.50
Fielding	NCAA	B1G	Total
Fielding Percentage	123	8	.971
Double Plays	204	10	20
Double Plays Per Game	238	11	0.53a

Hitting	Name	NCAA	B1G	Total
Base on Balls	--	--	--	--
Batting Average	Brock Tibbitts	84	6	.380
	Phillip Glasser	116	7	.372
	Devin Taylor	126	9	.370
Doubles	Phillip Glasser	43	2	14
Hit by Pitch	--	--	--	--
Hits	Phillip Glasser	26	2	58
	Brock Tibbitts	60	6	54
Home Runs	--	--	--	--
On Base Percentage	Devin Taylor	48	3	.500
	Brock Tibbitts	118	6	.480
Runs	Phillip Glasser	70	5	42
Runs Batted In	Brock Tibbitts	36	3	45
Sacrifice Bunts	Peter Serruto	63	4	5
Sacrifice Flies	--	--	--	--
Slugging Percentage	Devin Taylor	30	3	0.76
	Brock Tibbitts	242	11	0.613
Stolen Bases	--	--	--	--
Total Bases	Brock Tibbitts	127	7	87
	Phillip Glasser	141	9	86
Toughest to Strike Out	--	--	--	--
Triples	Tyler Cerny	52	3	3

Pitching	Name	NCAA	B1G	Total
Complete Games	--	--	--	--
Earned Run Average	--	--	--	--
Games Started	Seti Manase	8	1	10
	Luke Sinnard	21	2	9
Hit Batters	--	--	--	--
Hits Per Nine Innings	--	--	--	--
Pitching Appearances	--	--	--	--
Saves	Ryan Kraft	51	2	5
	Wes Burton	431	17	1
	Ben Seiler	431	17	1
	Brayden Risedorph	431	17	1
Strikeout-to-Walk Ratio	Luke Sinnard	35	1	5.50
Strikeouts	Luke Sinnard	27	3	66
Strikeouts Per Nine Innings	Luke Sinnard	31	4	12.64
Victories	Ryan Kraft	147	6	4
	Craig Yoho	147	6	4
WHIP	Luke Sinnard	126	6	1.17
Walks Per Nine Innings	Luke Sinnard	119	7	2.30



Bullpen Tracker

Below is a listing of decisions (win or loss), holds and saves/blown saves from the Indiana bullpen in 2023.

NOTE: A hold occurs when a relief pitcher enters the game in a save situation and maintains the team's lead, while recording at least one out. In order for a pitcher to be credited with a hold one of two conditions must be met: 1) He enters with a lead of three runs or less and maintains that lead while recording at least one out. 2) He enters the game with the tying run on-deck, at the plate or on the bases, and records an out.

Opponent (Date)	Result	Pitcher	Line	Opponent (Date)	Result	Pitcher	Line
Miami (Ohio) (2/21)	Hold (1)	Whiteaker, Evan	1.0 IP, 1 BB, 2 K	Kent State (3/28)	Hold (1)	Decker-Petty, Aydan	1.0 IP, 2 H, 1 K
	Hold (1)	Foley, Connor	1.0, 1 R, 1 ER, 1 BB, 1 K		Hold (1)	Ball, Nathan	1.0 IP, 3 K
at Texas (2/24)	Loss (1)	Levy, Gabe	1.1 IP, 3 H, 3 R, 3 ER, 1 BB, 1 K		Hold (1)	Burton, Wes	1.0 IP, 1 K
at Texas (2/25)	Loss (1)	Kraft, Ryan	1.0 IP, 3 H, 4 R, 2 ER, 2 BB, 1 K		Hold (1)	Katskee, Cooper	2.0 IP, 1 R, 1 ER, 1 BB, 2 K
at Texas (2/26)	Hold (1)	Hellman, Cooper	1.0 IP, 1 BB		Hold (2)	Whiteaker, Evan	1.0 IP, 1 H, 1 R, 1 ER, 2 BB, 3 K
	Save (1)	Kraft, Ryan	3.0 IP, 1 H, 2 K		Save (1)	Risedorph, Brayden	1.0 IP, 2 K
vs. Georgetown (3/4)	Win (1)	Yoho, Craig	1.0 IP, 1 H, 1 BB, 2 K	Penn State-1 (4/2)	Win (2)	Kraft, Ryan	5.1 IP, 1 H, 2 BB, 1 K
	Save (2)	Kraft, Ryan	2.0 IP, 3 K	Penn State-2 (4/2)	Win (4)	Yoho, Craig	3.0 IP, 2 H, 2 BB, 3 K
					Save (1)	Burton, Wes	2.1 IP, 1 H, 1 BB, 5 K
Bellarmine (3/9)	Win (1)	Foley, Connor	1.0 IP, 1 H	at Indiana State (4/4)	Loss (1)	Katskee, Cooper	1.1 IP, 2 H, 1 R, 1 ER, 2 K
	Save (3)	Kraft, Ryan	1.0 IP, 1 H	Iowa (4/8)	Win (3)	Kraft, Ryan	4.0 IP, 3 H, 2 BB, 5 K
Bellarmine (3/10)	Win (1)	Decker-Petty, Aydan	2.2 IP, 1 BB, 3 K	Iowa (4/9)	Win (1)	Risedorph, Brayden	2.0 IP, 2 H, 1 R, 1 K
	Hold (1)	Yoho, Craig	3.0 IP, 1 H, 5 K	Ball State (4/11)	Win (1)	Katskee, Cooper	2.0 IP, 4 H, 4 R, 1 ER, 2 K
	Save (4)	Kraft, Ryan	1.0 IP, 1 H, 3 K	at Illinois (4/14)	BS (2)/Loss (1)	Yoho, Craig	2.0 IP, 3 H, 3 R, 3 ER, 2 BB, 3 K
Bellarmine (3/12)	Win (1)	Whiteaker, Evan	2.2 IP, 1 BB, 2 K	at Illinois-1 (4/15)	Win (4)	Kraft, Ryan	6.0 IP, 6 H, 2 BB, 3 K
	Save (5)	Kraft, Ryan	2.0 IP, 2 H, 2 R, 0 ER, 2 K				
Morehead State (3/15)	Win (1)	Kraft, Ryan	1.0 IP				
Morehead State (3/16)	Win (2)	Foley, Connor	2.0 IP, 2 H, 1 R, 1 ER, 1 BB, 3 K				
	Save (1)	Seiler, Ben	4.0 IP, 1 BB, 7 K				
Morehead State (3/17)	Hold (1)	Kraft, Ryan	1.2 IP, 2 H, 2 BB, 2 K				
	BS (1)/Win (1)	Manase, Seti	1.1 IP, 2 H, 2 R, 1 ER, 2 K				
Indiana State (3/21)	BS (1)/Win (2)	Yoho, Craig	0.2 IP, 1 H, 1 R, 2 BB, 2 K				
Ohio State (3/25)	Win (1)	Levy, Gabe	4.0 IP, 3 H, 2 R, 1 ER, 2 BB, 2 K				
	Hold (2)	Kraft, Ryan	4.0 IP, 4 H, 2 K				
Ohio State-1 (3/26)	BS (1)	Decker-Petty, Aydan	0.2 IP, 1 H, 2 R, 1 ER, 2 BB, 1 K				
	Win (3)	Yoho, Craig	2.1 IP, 2 H, 1 BB, 6 K				
Ohio State-2 (3/26)	Hold (1)	Risedorph, Brayden	0.2 IP, 1 H, 1 R, 1 BB				
	Hold (1)	Seiler, Ben	2.0 IP, 3 H, 3 R, 3 ER, 2 BB, 1 K				
	Win (1)	Hayden, Luke	3.1 IP, 1 H, 1 R, 1 ER, 1 BB, 5 K				

Individual Relief Breakdown (Statistics include only relief appearances)

Name	Win	Hold/Save	Loss/Blown Save	Name	Win	Hold/Save	Loss/Blown Save	Name	Win	Hold/Save	Loss/Blown Save
Ball, Nathan	--	1/--	--/--	Katskee, Cooper	1	1/--	1/--	Whiteaker, Evan	1	2/--	--/--
Burton, Wes	--	1/1	--/--	Kraft, Ryan	4	2/5	1/--	Yoho, Craig	4	1/--	1/2
Decker-Petty, A.	1	1/--	--/1	Levy, Gabe	1	--/--	1/--				
Foley, Connor	2	1/--	--/--	Manase, Seti	1	--/--	--/1				
Hayden, Luke	1	--/--	--/--	Risedorph, Brayden	1	1/1	--/--				
Hellman, Cooper	--	1/--	--/--	Seiler, Ben	--	1/1	--/--				



1 | IF

PHILLIP GLASSER
6-0 | 195 | L/R | Sr. +
Tallmadge, Ohio
Tallmadge (Youngstown State)
Cybersecurity Management (master's)

Career Highs * - at Youngstown State (2019-21)

At-Bats	7	Kentucky, 3/15/22
Runs	4	Two Times; Last Cincinnati, 4/19/23
Hits	5	Bellarmine, 3/11/23
RBI	5	Bellarmine, 3/11/23
Doubles	3	Kentucky, 3/15/22
Triples	1	Eight Times; Last Miami (Ohio), 2/21/23
Home Runs	1	13 Times; Last at Illinois-2, 4/15/23
Total Bases	9	Two Times; Last at East Carolina, 3/3/23
Walks	3	Three Times; Last Ohio State, 3/26/23
Hit-by-Pitch	1	24 Times; Last at Cincinnati, 4/19/23
Strikeouts	3*	Seven Times; Last at Bellarmine, 5/16/21
Stolen Bases	3*	UIC, 4/3/21

Career Notes & Records

Appeared in 203 career games with 200 starts in his collegiate career ... Owns three 20-plus game reached base streaks in his Indiana career, including an active career-long streak of 38 games which began on Feb. 17, 2023 ... Has posted a .300 average in 15 of 20 regular season weekend series, including six of nine Big Ten series played ... Earned his bachelor's degree in liberal studies ... Pursuing a master's in cybersecurity management.

2023 Season

Season: Started all 38 games at shortstop ... Reached base in all 38 games ... Owns a hit in 20 of 38 games ... Drew a walk in 18 games ... Riding a 38-game reached base streak that began on Feb. 17, 2023 ... Season-long hitting streak spanned 12 games from March 8-March 26 ... Posted 19 multi-hit games, seven multi-RBI games and 12 multi-run scored games ... Homered at East Carolina (3/3), against Bellarmine (3/11), at Penn State-2 (4/2) and at Illinois-2 (4/15) ... Hit .300 or better in seven of nine regular season weekend series played, including three of four Big Ten weekends.

Career Statistics

* - at Youngstown State (2019-21)

	Avg	GP-GS	AB	R	H	2B	3B	HR	RBI	TB	SLG%	BB	HBP	SO	GDP	OB%	SF	SH	SB-ATT	PO	A	E	FLD%
2019*	.266	49-48	184	30	49	8	2	0	20	61	.332	27	3	49	1	.366	2	7	9-13	65	126	15	.927
2020*	.291	14-14	55	7	16	0	0	1	4	19	.345	6	1	19	0	.371	0	2	3-4	19	29	3	.941
2021*	.321	55-53	187	51	60	12	3	5	28	93	.497	33	6	42	0	.423	8	6	23-26	83	120	4	.981
2022	.346	47-47	188	43	65	12	2	3	25	90	.479	27	7	30	2	.442	2	0	6-7	53	81	4	.971
2023	.372	38-38	156	42	58	14	1	4	28	86	.551	23	7	21	2	.466	3	0	11-14	39	89	7	.948
IU	.358	85-85	344	85	123	26	3	7	53	176	.512	50	14	51	4	.453	5	0	17-21	92	170	11	.960
CAREER	.322	203-200	770	173	248	46	8	13	105	349	.453	116	24	161	5	.419	15	15	52-64	259	445	33	.955



2 | RHP

LUKE HAYDEN
R/R | 6-1 | 200 | So.
Bloomington, Ind.
Edgewood
Sport Marketing & Management

Career Highs

Innings Pitched	4	Two Times; Last at Illinois State, 4/27/22
Most Hits	5	Nebraska, 4/24/22
Fewest Hits	0	10 Times; Last Butler, 2/28/23
Most Runs	7	at Iowa, 5/19/22
Fewest Runs	0	14 Times; Last Butler, 2/28/23
Most Earned Runs	4	Two Times; Last Nebraska, 4/24/22
Fewest Earned Runs	0	15 Times; Last Butler, 2/28/23
Walks	4	Nebraska, 4/24/22
Strikeouts	5	Three times; Last Ohio State, 3/26/23
Wild Pitches	3	Two Times; Last Nebraska, 4/24/22
Hit-by-Pitch	2	at Iowa, 5/19/22
Total Pitches	62	at Iowa, 5/19/22

2023 Season

Season: Made nine appearances with two starts ... Collected one victory ... Posted win against Ohio State (3/26) in the second game of a doubleheader ... Has not allow a run of his own in two appearances ... Stranded one of five inherited runners ... Held opponents to three-or-fewer earned runs in seven of nine appearances ... Issued two-or-fewer walks in all nine appearances, including two with zero walks.

Career Statistics

	ERA	W-L	App	GS	CG	SHO/CBO	SV	IP	H	R	ER	BB	SO	2B	3B	HR	BF	BAA	WP	HBP	BK	SFA	SHA
2022	5.27	4-1	20	6	0	0/1	0	27.1	23	23	16	28	25	4	1	2	136	.230	13	5	0	1	2
2023	10.66	1-0	9	2	0	0/0	0	12.2	17	15	15	10	10	3	0	3	62	.340	4	1	0	0	1
CAREER	6.97	5-1	29	8	0	0/1	0	40.0	40	38	31	38	35	7	1	5	198	.267	17	6	0	1	3



3 | OF

CARTER MATHISON
L/L | 6-7 | 210 | So.
Fort Wayne, Ind.
Homestead
Management

Career Highs

At-Bats	6	Four Times; Last at Illinois-2, 4/15/23
Runs	3	Six Times; Last Morehead State, 3/16/23
Hits	3	Six Times; Last Iowa, 4/9/23
RBI	5	Illinois, 5/1/22
Doubles	2	Two Times; Last Indiana, 3/21/23
Triples	1	Two Times; Last Butler, 2/28/23
Home Runs	2	Illinois, 5/1/22
Total Bases	8	Two Times; Last Indiana State, 3/21/23
Walks	3	Miami (Ohio), 3/1/22
Hit-by-Pitch	1	11 Times; Last Morehead State, 3/16/23
Strikeouts	3	Six Times; Last at Illinois-2, 4/15/23
Stolen Bases	1	10 Times; Last Bellarmine, 3/11/23

Career Notes & Records

Awards: 2022: Earned Freshman All-America honors from Collegiate Baseball Newspaper and Collegiate Baseball Newspaper and National Collegiate Baseball Writers Association (second team) ... Named to the All-Big Ten Freshman Team ... Tabbed Big Ten Freshman of the Week (5/9) after breaking the Indiana freshman home run record and helping IU to a series win at Michigan (5/6-8).

Set Indiana freshman single-season home run record (19), which tied for No. 5 on the single-season charts ... First freshman to lead the team in home runs since **Sam Travis** (9; 2012) ... Eclipsed **Alex Dickerson's** freshman mark of 14 home runs in 2009 with a home run at Michigan (5/8) ... Home run total ranks No. 2 all-time for a freshman in Big Ten history, just behind **Brad Carlson** of Iowa (21; 1999) ... Hit 10 home runs in Big Ten play to become the fourth IU hitter to reach double figures in conference-only games ... Tied 34 year-old freshman RBI record at IU (58) which equaled the mark of **Phil Dauphin** (1988) ... Joined **Josh Pyne** (57) and **Brock Tibbitts** (43) as the first IU freshman trio to drive in 40 RBIs in the same season in program history ... Finished tied for No. 10 with 28 RBIs in Big Ten play, tied with teammate **Josh Pyne**.

2023 Season

Season: Appeared in all 38 games with 36 starts ... Started games in the outfield (19) and at designated hitter (17) ... Reached base safely in 30 of 38 games played ... Collected a hit in 23 games ... Walked in 18 games ... Scored a run or drove in an RBI in 23 games ... Season-long seven game hitting streak ran from April 2-April 14 ... Currently on an 11-game reached base streak that began on April 2 ... Posted 10 multi-hit games, six multi-RBI games and six multi-run games ... Homered in the series finale at Auburn (2/19), against Morehead State (3/16), Indiana State (3/21) and Ball State (4/11).

Career Statistics

	Avg	GP-GS	AB	R	H	2B	3B	HR	RBI	TB	SLG%	BB	HBP	SO	GDP	OB%	SF	SH	SB-ATT	PO	A	E	FLD%
2022	.273	59-57	209	55	57	11	1	19	58	127	.608	36	8	59	3	.393	4	0	8-10	83	3	5	.945
2023	.263	38-36	137	24	36	8	1	4	24	58	.423	22	3	41	1	.370	3	0	2-4	20	1	4	.840
CAREER	.269	97-93	346	79	93	19	2	23	82	185	.535	58	11	100	4	.384	7	0	10-14	103	4	9	.922



4 | OF

HUNTER JESSEE
L/L | 6-0 | 195 | Sr.
South Lebanon, Ohio
Kings
Finance

Career Notes & Records

Owned a 34-game reached base streak that spanned the final 19 games of the 2022 season and his first 15 games of the 2023 season ... The 34-game reached base streak is tied for the fourth-longest streak by an IU hitters since at least 2005 ... First Indiana hitter to hit .400 in conference play since **Dustin DeMuth** (.448) in 2014 with a .402 batting average in conference play ... Posted highest single-season on-base percentage since **Alex Dickerson** (.472) in 2010 ... Drew 31 walks in Big Ten play to rank No. 8 on Indiana's Big Ten only list.

2023 Season

Season: Appeared in 33 games with 31 starts ... Started games in the outfield (29) and at designated hitter (2) ... Reached base safely in 28 of 33 games played ... Scored a run in 16 games ... Reached base in the first 15 games of the season, which included a season-best six game hitting streak, which spanned Feb. 17-March 14 ... Posted six multi-hit games and four multi-RBI games ... Homered against Miami (Ohio) (2/21) twice and against Purdue Fort Wayne (3/8).

Career Highs

At-Bats	6	Two Times; Last at Iowa, 5/19/22
Runs	3	Five Times; Last Miami (Ohio), 2/21/23
Hits	4	Three Times; Last at Auburn, 2/19/23
RBIs	4	Miami (Ohio), 2/21/23
Doubles	2	at Auburn, 2/19/23
Triples	1	Two Times; Last Miami (Ohio), 3/1/22
Home Runs	2	Two Times; Last Miami (Ohio), 2/21/23
Total Bases	9	Two Times; Last Miami (Ohio), 2/21/23
Walks	3	Two Times; Last at Rutgers, 4/17/22
Hit-by-Pitch	2	at Auburn, 2/17/23
Strikeouts	3	Three Times; Last at Indiana State, 4/4/23
Stolen Bases	2	Purdue Fort Wayne, 3/8/23

Career Statistics

	Avg	GP- GS	AB	R	H	2B	3B	HR	RBI	TB	SLG%	BB	HBP	SO	GDP	OB%	SF	SH	SB-ATT	PO	A	E	FLD%
2020	.256	14-12	43	7	11	2	1	0	5	15	.349	8	1	7	0	.385	0	0	2-2	22	1	0	1.000
2021	.225	21-11	40	5	9	0	0	1	4	12	.300	5	1	11	0	.326	0	0	0-0	13	0	0	1.000
2022	.353	52-43	173	40	61	7	1	5	28	85	.491	33	4	33	2	.467	0	0	8-11	36	2	3	.927
2023	.272	33-31	114	23	31	6	0	3	16	46	.404	16	6	31	2	.387	1	1	4-4	38	2	1	.976
CAREER	.303	120-97	370	75	112	15	2	9	53	158	.427	62	12	82	4	.418	1	1	14-17	109	5	4	.966



5 | OF

DEVIN TAYLOR
L/R | 6-1 | 201 | Fr.
Cincinnati, Ohio
LaSalle
Sport Marketing & Management

2023 Season

Season: Appeared in 30 games with 26 starts ... Started games at designated hitter (8) and in the outfield (18) ... Reached base safely in 28 of 30 games played ... Posted a hit in 22 games played ... Made collegiate debut in season opener at Auburn (2/17) as a pinch hitter ... First collegiate hit ad RBI came at Auburn (2/18) in a pinch hit appearance ... First collegiate home run came as part of a two-home run game versus Morehead State (3/15) in the series opener ... Earned first collegiate start in the middle game of the series at Texas (2/25) ... Currently owns a season-best 27-game reached base streak, which includes an active seven-game hitting streak that began on April 9 ... Posted 10 multi-hit games and 11 multi-RBI games ... Homered against Morehead State (3/15-16) twice, once in the series opener and once in the series finale and against Ohio State (3/26), in the series finale at Penn State (4/2), in the series at Illinois (4/14-15) three times and at Cincinnati (4/19).

Prep/Personal

Played for head coach Roosevelt Barnes at LaSalle High School, where he was a four-year letterwinner ... Tabbed as the No. 78 overall prospect and No. 19 outfielder nationally by Perfect Game ... Touted as the No. 2 prospect and No. 1 outfielder in Ohio by Perfect Game ... Participated in the 2020 Perfect Game Underclass All-American Game ... Tabbed second-team All-America by Perfect Game as a senior ... Selected first-team Underclass All-America by Perfect Game as a junior and high honorable mention as a sophomore and freshman ... Named Greater Catholic League South Division Player of the Year as a freshman ... Three-time All-GCL South selection ... Hit .317 with 17 runs scored, 20 RBIs and five home runs as a senior in 24 games ... Posted a .443 average with three home runs and 30 RBIs as a freshman ... Also lettered once in basketball ... Son of Michelle and Carey Taylor ... Born on January 6, 2004 ... Has one younger brother, Chandler.

Career Statistics

	Avg	GP- GS	AB	R	H	2B	3B	HR	RBI	TB	SLG%	BB	HBP	SO	GDP	OB%	SF	SH	SB-ATT	PO	A	E	FLD%
2023	.370	30-26	100	33	37	8	2	9	35	76	.760	23	4	23	1	.500	1	0	1-2	27	2	3	.906
CAREER	.370	30-26	100	33	37	8	2	9	35	76	.760	23	4	23	1	.500	1	0	1-2	27	2	3	.906



6 | C

PETER SERRUTO
R/R | 6-1 | 205 | Sr.+
Short Hills, N.J.
Millburn (Rutgers)
Learning Sciences, Media, and Technology (master's)

Career Notes & Records

Appeared in 147 career games with 115 starts over five collegiate seasons, with 63 appearances and 47 starts at Indiana ... Appeared in 84 games with 68 starts at Rutgers over three seasons ... Earned a bachelor's degree in liberal studies from Indiana in 2022 ... Pursuing a certificate in learning sciences, media, and technology.

2023 Season

Season: Appeared in 29 games with 24 starts at catcher ... Owned a season-best seven-game reached base streak from March 4-15, which included a season-best three game hitting streak ... Owns four multi-hit and two multi-RBI games ... Homered against Bellarmine (3/9) ... Threw out a career-best three base runners at Texas (2/26).

Career Highs

* - at Rutgers (2019-21)

At-Bats	6	Two Times; Last at Penn State-2, 4/2/23
Runs	3*	at North Florida, 2/22/20
Hits	4	Iowa, 4/9/23
RBIs	2	Nine Times; Last at Penn State-2, 4/2/23
Doubles	1	11 Times; Last at Illinois-2, 4/15/23
Triples	--	--
Home Runs	1	Four Times; Last Bellarmine, 3/9/23
Total Bases	6*	at North Florida, 2/22/20
Walks	2	Three Times; Last Bellarmine, 3/10/23
Hit-by-Pitch	1	Six Times; Last vs. Maryland, 5/28/22
Strikeouts	3	Four Times; Last Minnesota-2, 5/15/22
Stolen Bases	--	--

Career Statistics

* - at Rutgers (2019-21)

	Avg	GP- GS	AB	R	H	2B	3B	HR	RBI	TB	SLG%	BB	HBP	SO	GDP	OB%	SF	SH	SB-ATT	PO	A	E	FLD%
2019*	.229	37-28	105	4	24	5	0	0	13	29	.276	6	2	25	4	.283	0	1	0-0	124	15	1	.993
2020*	.256	12-11	39	8	10	1	0	2	7	17	.436	3	2	11	3	.341	0	0	0-0	69	9	0	1.000
2021*	.213	35-29	89	10	19	2	0	0	4	21	.236	13	1	19	2	.320	0	3	0-0	219	12	4	.983
2023	.276	29-24	76	12	21	2	0	1	8	26	.342	9	0	21	4	.353	0	5	0-0	211	22	1	.996
IU	.206	63-47	155	19	32	3	0	2	14	41	.265	14	1	45	6	.276	0	10	0-0	457	39	5	.990
CAREER	.219	147-115	388	41	85	11	0	4	38	108	.278	36	6	100	15	.295	0	14	0-0	869	75	10	.990



7 | IF 

**ETHAN
VECRUMBA**

L/R | 6-4 | 225 | Sr.
Bloomington, Ind.
Edgewood

Management

Career Highs

At-Bats	4	Five Times; Last at Michigan, 5/14/21
Runs	1	16 Times; Last Indiana State, 3/21/23
Hits	1	Nine Times; Last Butler, 2/28/23
RBI	3	Two Times; Last Iowa, 5/2/21
Doubles	1	Nebraska, 5/8/21
Triples	1	Two Times; Last Butler, 2/28/23
Home Runs	1	Iowa, 5/2/21
Total Bases	4	Iowa, 5/2/21
Walks	2	at LSU, 2/15/20
Hit-by-Pitch	1	Three Times; Last Illinois, 4/30/22
Strikeouts	2	Three Times; Last at Rutgers, 4/16/22
Stolen Bases	1	Two Times; Last at Auburn, 2/19/23

2023 Season

Season: Appeared in nine games ... Appearances came as a pinch runner (5) and pinch hitter (4).

Career Statistics

	Avg	GP- GS	AB	R	H	2B	3B	HR	RBI	TB	SLG%	BB	HBP	SO	GDP	OB%	SF	SH	SB-ATT	PO	A	E	FLD%
2020	.097	13-10	31	2	3	0	1	0	5	5	.161	5	1	9	1	.237	1	0	0-1	14	0	0	1.000
2021	.238	13-4	21	2	5	1	0	1	5	9	.429	1	1	3	1	.304	0	0	1-2	0	0	0	.000
2022	.000	16-1	3	7	0	0	0	0	1	0	.000	3	1	3	0	.571	0	0	0-0	0	0	0	.000
2023	.200	9-0	5	4	1	0	1	0	1	3	.600	1	0	2	0	.333	0	0	1-1	0	0	0	.000
CAREER	.150	51-15	60	15	9	1	2	1	12	17	.283	10	3	17	2	.297	1	0	2-4	14	0	0	1.000



8 | IF 

**TYLER
CERNY**

R/R | 6-2 | 185 | Fr.
Greenwood, Ind.
Center Grove

Sport Marketing and Management

Career Highs

At-Bats	6	Two Times; Last Morehead State, 3/15/23
Runs	3	Three Times; Last at Illinois-2, 4/15/23
Hits	4	at Illinois-2, 4/15/23
RBI	4	Two Times; Last at Penn State-2, 4/2/23
Doubles	1	Five Times; Last at Cincinnati, 4/19/23
Triples	1	Three Times; Last Morehead State, 3/16/23
Home Runs	1	Four Times; Last at Cincinnati, 4/19/23
Total Bases	7	at Illinois-2, 4/15/23
Walks	2	Purdue Fort Wayne, 3/8/23
Hit-by-Pitch	3	Butler, 2/28/23
Strikeouts	3	Two Times; Last Iowa, 4/7/23
Stolen Bases	3	Butler, 2/28/23

2023 Season

Appeared in 34 games with 32 starts, all at second base ... Reached base safely in 25 of 34 games played ... Owns a hit in 22 games played ... Made collegiate debut at Auburn (2/18) as a defensive replacement ... First collegiate start included first hit and first RBI against Miami (Ohio) (2/21) ... First career home run came in the Big Ten opener against Ohio State (3/25) ... Owned a season-best 13-game reached base streak from March 10-April 1, which included a season-long 10-game hitting streak from March 10-March 26 ... Posted nine multi-hit and four multi-RBI games ... Homered against Ohio State (3/25), at Penn State-2 (4/2), at Illinois-2 (4/15) and at Cincinnati (4/19).

Prep/Personal

Season: Played for head coach Keith Hatfield at Center Grove High School, where he was a four-year letterwinner ... Rated the No. 8 overall prospect and No. 2 shortstop in Indiana by Perfect Game ... Named team captain and team MVP as a senior ... Honored as a Senior All-Star and All-Johnson County as a senior ... Missed most of his junior season due to non-COVID illness ... Helped CGHS to the Johnson County championship as a junior and senior ... Also lettered three years in basketball ... Helped the Trojans to the sectional title as a junior ... Son of Raeanne and Jason Cerny ... Born on July 13, 2003 ... Has one younger sister, Brennah.

Career Statistics

	Avg	GP- GS	AB	R	H	2B	3B	HR	RBI	TB	SLG%	BB	HBP	SO	GDP	OB%	SF	SH	SB-ATT	PO	A	E	FLD%
2023	.286	35-33	133	32	38	5	3	4	24	61	.459	6	8	33	3	.349	2	0	6-7	66	86	5	.968
CAREER	.286	35-33	133	32	38	5	3	4	24	61	.459	6	8	33	3	.349	2	0	6-7	66	86	5	.968



9 | C 

**BROCK
TIBBITTS**

R/R | 6-4 | 220 | So.
New Albany, Ohio
New Albany

Sport Marketing & Management

Career Highs

At-Bats	6	Three Times; Last at Penn State-2, 4/2/23
Runs	4	Two Times; Last Ball State, 4/11/23
Hits	4	Five Times; Last at Illinois-1, 4/15/23
RBI	5	Two Times; Last Ball State, 4/11/23
Doubles	1	24 Times; Last at Illinois-1, 4/15/23
Triples	1	Three Times; Last Morehead State, 3/17/23
Home Runs	2	Two Times; Last Ball State, 4/11/23
Total Bases	10	Ball State, 4/11/23
Walks	3	Two Times; Last at Illinois State, 4/27/22
Hit-by-Pitch	2	Two Times; Last at Illinois-2, 4/15/23
Strikeouts	3	Three Times; Last vs. Long Beach State, 3/5/23
Stolen Bases	1	Six Times; Last Butler, 2/28/23

Career Notes & Records

Awards: 2022: Earned Freshman All-America honors from Collegiate Baseball Newspaper ... Named to the All-Big Ten Freshman Team.

Season: Reached base safely in 82 of 97 games played, with a hit in 64 of those games ... Finished No. 12 on Indiana's freshman RBI charts with 43 in 2022 ... Joined **Carter Mathison** (58) and **Josh Pyne** (57) as the first IU freshman trio to drive in 40 RBIs in the same season in program history ... Nine home runs finished No. 5 on the Indiana freshman charts.

2023 Season

Season: Started all 38 games at first base ... Reached base safely in 36 of 38 games ... Owns a hit in 28 games ... Walked in 18 games ... Drove in an RBI in 24 games and scored a run in 21 games ... Owned a season-best 14-game reached base streak from March 15-April 8 ... Season-long six-game hitting streak spanned March 15-March 26 ... Also riding an active six-game hitting streak ... Posted 17 multi-hit and 13 multi-RBI games ... Homered against Purdue Fort Wayne (3/8), Morehead State (3/16), Ohio State (3/25), against Ball State (4/11) twice and at Illinois-1 (4/15).

Career Statistics

	Avg	GP- GS	AB	R	H	2B	3B	HR	RBI	TB	SLG%	BB	HBP	SO	GDP	OB%	SF	SH	SB-ATT	PO	A	E	FLD%
2022	.266	59-57	218	42	58	13	1	9	43	100	.459	38	4	46	5	.382	2	0	5-5	376	14	6	.985
2023	.380	38-38	142	35	54	11	2	6	45	87	.613	21	9	25	4	.480	3	0	1-1	288	20	4	.987
CAREER	.311	97-95	360	77	112	24	3	15	88	187	.519	59	13	71	9	.421	5	0	6-6	664	34	10	.986



10 | OF



MORGAN COLOPY

R/R | 6-1 | 190 | R-Jr.

Centerville, Ohio

Centerville

Liberal Studies

2023 Season

Season: Appeared in 31 games with 11 starts ... All 11 starts have come in the outfield ... Reached base in 12 of 30 games ... Posted a season-best five-game reached base streak from April 7-April 14 ... Owns one multi-hit and six multi-RBI games ... Hit a walk-off home run against Iowa (4/8).

Career Highs

At-Bats	5	10 Times; Last Morehead State, 3/16/23
Runs	3	Two Times; Last Purdue Fort Wayne, 3/9/22
Hits	3	Five Times; Last Purdue Fort Wayne, 3/9/22
RBIs	5	Minnesota, 4/25/21
Doubles	1	14 Times; Last Iowa, 4/7/23
Triples	1	Two Times; Last vs. Arkansas, 2/25/22
Home Runs	1	Nine Times; Last Iowa, 4/7/23
Total Bases	8	Illinois, 4/10/21
Walks	2	Four Times; Last Iowa, 4/9/23
Hit-by-Pitch	1	Five Times; Last Purdue Fort Wayne, 3/8/23
Strikeouts	4	Two Times; Last at Troy, 3/15/22
Stolen Bases	1	Two Times; Last at Missouri State, 3/6/22

Career Statistics

	Avg	GP- GS	AB	R	H	2B	3B	HR	RBI	TB	SLG%	BB	HBP	SO	GDP	OB%	SF	SH	SB-ATT	PO	A	E	FLD%
2021	.274	39-33	135	21	37	8	1	5	21	62	.459	8	1	50	1	.315	2	0	1-1	63	2	1	.985
2022	.236	23-20	72	13	17	3	1	3	7	31	.431	8	2	35	1	.329	0	0	1-1	45	0	1	.978
2023	.184	31-11	49	6	9	3	0	1	14	15	.306	8	2	11	4	.317	1	0	0-0	23	0	0	1.000
CAREER	.246	93-64	256	40	63	14	2	9	42	108	.422	24	5	96	6	.319	3	0	2-2	131	2	2	.985



11 | IF



JORGE DE GOTI

R/R | 6-1 | 185 | So.

Miami, Fla.

Belen Jesuit Prep (Florida)

Sport Marketing & Management

Career Notes & Records

Appeared in nine career games in one season at Florida.

2023 Season

Season: Appeared in four games ... Made Indiana debut at Texas (2/25) as a pinch hitter and collected his first hit in the cream and crimson.

Career Highs

* - at Florida (2022)

At-Bats	2	Three Times; Last Morehead State, 3/16/23
Runs	1	Two Times; Last Morehead State, 3/16/23
Hits	1	Five Times; Last Morehead State, 3/16/23
RBIs	1	Purdue Fort Wayne, 3/8/23
Doubles	1	Two Times; Last Morehead State, 3/16/23
Triples	--	--
Home Runs	--	--
Total Bases	2	Two Times; Last Morehead State, 3/16/23
Walks	--	--
Hit-by-Pitch	1 *	Georgia State, 2/26/22
Strikeouts	1	Two Times; Last Morehead State, 3/16/23
Stolen Bases	--	--

Career Statistics

* - at Florida (2022)

	Avg	GP- GS	AB	R	H	2B	3B	HR	RBI	TB	SLG%	BB	HBP	SO	GDP	OB%	SF	SH	SB-ATT	PO	A	E	FLD%
2022*	.286	9-0	7	1	2	1	0	0	0	3	.429	0	1	0	0	.375	0	0	0-0	1	3	1	.800
2023	.600	4-0	5	1	3	1	0	0	1	4	.800	0	0	2	0	.600	0	0	0-0	1	0	0	1.000
IU	.600	4-0	5	1	3	1	0	0	1	4	.800	0	0	2	0	.600	0	0	0-0	1	0	0	1.000
CAREER	.417	13-0	12	2	5	2	0	0	1	7	.583	0	1	2	0	.462	0	0	0-0	2	3	1	.833



12 | RHP



CRAIG YOH0

R/R | 6-3 | 225 | R-Sr.

Fishers, Ind.

Fishers (Houston)

Sport Marketing & Management

Career Notes & Records

Spent two seasons at University of Houston (2019-20) before transferring to Indiana ... Received a medical redshirt his initial collegiate season after suffering an injury after the third weekend of the year ... Missed the last two seasons with injury (Tommy John & knee) ... Appeared in nine game - all at Houston - as a position player ... Went 1,082 days between appearances ... Prior to 2023 his last collegiate game came on March 6, 2020 at Arizona as a pinch hitter.

2023 Season

Season: Made 12 appearances in relief ... Collected four wins ... Owns one hold ... Made collegiate pitching debut against Miami (Ohio) (2/21) with two scoreless innings ... Owns victories versus Georgetown (5/4) at the LeClair Classic, versus Indiana State (3/21), Ohio State (2/26) in the first game of a doubleheader and at Penn State (4/2) in the second game of a doubleheader ... Posted a hold against Bellarmine (3/10) ... Did not allow a run of his own in eight of 12 appearances ... Stranded three of eight inherited runners ... Held the opponent to three-or-fewer earned runs in all 12 outings ... Issued two-or-fewer walks in all 12 appearances, with zero walks in five outings ... Has five-or-more strikeouts in three relief outings.

Career Highs

Innings Pitched	3 1/3	Iowa, 4/9/23
Most Hits	3	Two Times; Last at Illinois, 4/14/23
Fewest Hits	0	at Texas, 2/25/23
Most Runs	3	at Illinois, 3/14/23
Fewest Runs	0	Eight Times; Last Iowa, 4/9/23
Most Earned Runs	3	at Illinois, 4/14/23
Fewest Earned Runs	0	Nine Times; Last Louisville, 4/18/23
Walks	2	Four Times; Last at Illinois, 4/14/23
Strikeouts	6	Ohio State, 3/26/23
Wild Pitches	1	Two Times; Last at Illinois, 4/14/23
Hit-by-Pitch	1	Five Times; Last Louisville, 4/14/23
Total Pitches	62	Iowa, 4/11/23

Career Statistics

* - at Houston (2019-20 - Was a hitter, did not pitch)

	ERA	W-L	App	GS	CG	SHO/CBO	SV	IP	H	R	ER	BB	SO	2B	3B	HR	BF	BAA	WP	HBP	BK	SFA	SHA
2019*	--	--	--	--	--	--	--	--	--	--	--	--	--	--	--	--	--	--	--	--	--	--	--
2020*	--	--	--	--	--	--	--	--	--	--	--	--	--	--	--	--	--	--	--	--	--	--	--
2021																							
2022																							
2023	2.31	4-1	12	0	0	0/0	0	23.1	19	7	6	11	41	2	0	2	105	.213	2	5	0	0	0
CAREER	2.31	4-1	12	0	0	0/0	0	23.1	19	7	6	11	41	2	0	2	105	.213	2	5	0	0	0



14 | RHP 

CONNOR FOLEY
R/R | 6-5 | 235 | Fr.
Jasper, Ind.
Jasper
Sport Marketing & Management


2023 Season
Season: Made 11 appearances, all in relief ... Collected two wins ... Owns one hold ... Made collegiate debut in relief against Miami (Ohio) (2/21) ... Owns victories over Bellarmine (3/9) and Morehead State (3/16) ... Posted a hold against Miami (Ohio) (2/21) ... Did not allow a run of his own in five appearances ... Stranded lone inherited runner ... Held the opponent to three-or-fewer earned runs in all 11 appearances ... Issued two-or-fewer walks in all 11 appearances, with zero walks in five outings.

Prep/Personal
Season: Played for head coach Terry Gobert at Jasper High School, where he was a three-year letterwinner ... Helped JHS to the Indiana High School Athletic Association Class 4A state championship as a junior ... Selected All-State as a junior and senior ... Earned Courier & Press All-Southwestern Indiana Player of the Year as a senior ... named first-team All- Southern Indiana Athletic Conference as a senior ... Hit .436 with 12 extra base hits and 24 RBIs as a senior ... Posted a 1.55 ERA over 54 innings of work with 86 strikeouts as a senior ... Batted .370 with eight home runs and 37 RBIs as a junior ... Also lettered twice in basketball and twice in football ... named team MPV in basketball as a senior ... named Indiana Football Coaches Association Class 4A Senior All-State at tight end ... Earned all-conference honors in basketball ... Son of Kristie and Mike Foley ... Both parents graduated from Indiana ... Born on July 14, 2003 ... Has one older sister, Madison.

Career Highs		
Innings Pitched	2	Two Times; Last Ball State, 4/11/23
Most Hits	2	Morehead State, 3/16/23
Fewest Hits	0	Two Times; Last Indiana State, 3/21/23
Most Runs	2	Indiana State, 3/21/23
Fewest Runs	0	Four Times; Last Ball State, 4/11/23
Most Earned Runs	2	Indiana State, 3/21/23
Fewest Earned Runs	0	Four Times; Last Ball State, 4/11/23
Walks	2	Two Times; Last Indiana State, 3/21/23
Strikeouts	4	Ball State, 4/11/23
Wild Pitches	--	--
Hit-by-Pitch	1	at Kentucky, 3/14/23
Total Pitches	38	Morehead State, 3/16/23

Career Statistics																							
	ERA	W-L	App	GS	CG	SHO/CBO	SV	IP	H	R	ER	BB	SO	2B	3B	HR	BF	BAA	WP	HBP	BK	SFA	SHA
2023	4.97	2-0	11	0	0	0/0	0	12.2	9	7	7	10	18	0	0	3	56	.200	0	1	1	0	0
CAREER	4.97	2-0	11	0	0	0/0	0	12.2	9	7	7	10	18	0	0	3	56	.200	0	1	1	0	0



15 | C 


AUSTIN BODE
L/R | 6-0 | 200 | So.
Columbus, Ind.
Columbus North (Louisville)
Sport Marketing & Management

Career Notes & Records
Appeared in 16 career games with one start in one season at Louisville ... Helped the Cardinals to the ACC Atlantic Division title and an NCAA Super Regional appearance.

Career Highs		
At-Bats	3 *	at Wake Forest, 5/7/22
Runs	1 *	Five Times; Last Michigan, 6/5/22
Hits	1 *	Five Times; Last Michigan, 6/5/22
RBIs	2 *	Michigan, 6/5/22
Doubles	1 *	Two Times; Last Michigan, 6/5/22
Triples	--	--
Home Runs	--	--
Total Bases	2 *	Two Times; Last Michigan, 6/5/22
Walks	1 *	Three Times; Last vs. Georgia Tech, 5/26/22
Hit-by-Pitch	1 *	at Pitt, 4/2/22
Strikeouts	2 *	at Wake Forest, 5/7/22
Stolen Bases	--	--

Career Statistics																							* - at Louisville (2022)		
	Avg	GP- GS	AB	R	H	2B	3B	HR	RBI	TB	SLG%	BB	HBP	SO	GDP	OB%	SF	SH	SB-ATT	PO	A	E	FLD%		
2022*	.294	16-1	17	5	5	2	0	0	5	7	.412	3	1	3	0	.409	1	0	0-0	0	0	0	.000		
CAREER	.294	16-1	17	5	5	2	0	0	5	7	.412	3	1	3	0	.409	1	0	0-0	0	0	0	.000		



16 | OF 

BOBBY WHALEN
R/R | 6-0 | 185 | R-Jr.
Camp Hill, Pa.
Cedar Cliff (Louisville)
Sport Marketing & Management

2023 Season
Season: Appeared in all 38 games with 37 starts in center field ... Reached base safely in 33 of 38 games with at least one hit in 28 games ... Walked in 18 games ... Scored a run in 23 games ... Owned a season-best 11-game hitting streak, which is his longest reached base streak of the season, from March 16-April 4 ... Posted 13 multi-hit and five multi-RBI games.

Career Highs		
At-Bats	6	Six Times; Last at Michigan, 5/7/22
Runs	4	Illinois, 4/29/22
Hits	4	Three Times; Last Illinois, 4/29/22
RBIs	3	Seven Times; Last Iowa, 4/9/23
Doubles	2	Four Times; Last Bellarmine, 3/10/23
Triples	1	Four Times; Last Minnesota-1, 5/15/22
Home Runs	1	Two Times; Last at Evansville, 4/5/22
Total Bases	6	Three Times; Last Illinois, 4/29/22
Walks	2	Six Times; Last at Penn State-2, 4/2/23
Hit-by-Pitch	1	13 Times; Last at Illinois-1, 4/15/23
Strikeouts	3	Six Times; Last at Cincinnati, 4/19/23
Stolen Bases	3	Cincinnati, 3/8/22

Career Statistics																							
	Avg	GP- GS	AB	R	H	2B	3B	HR	RBI	TB	SLG%	BB	HBP	SO	GDP	OB%	SF	SH	SB-ATT	PO	A	E	FLD%
2020*	--Redshirt (at Louisville)--																						
2021	.071	8-4	14	0	1	0	0	0	0	1	.071	0	0	7	0	.071	0	0	0-0	1	0	0	1.000
2022	.283	59-59	247	54	70	13	4	2	33	97	.393	23	8	50	7	.362	1	3	22-25	94	0	2	.979
2023	.279	38-37	147	32	41	10	0	0	23	51	.347	21	5	35	4	.383	2	1	2-3	79	4	1	.988
CAREER	.275	105-100	408	86	112	23	4	2	56	149	.365	44	13	92	11	.361	3	4	24-28	174	4	3	.983



19 | IF



EVAN GOFORTH

R/R | 6-2 | 195 | So.

Greenville, Ind.

Floyd Central

Management

Career Notes & Records

Awards: 2022: Named to the All-Big Ten Freshman Team.

2023 Season

Season: Appeared in 12 games with six starts ... Started games at second base (5) and third base (1) ... Reached base safely in five games.

Career Highs

At-Bats	4	Six Times; Last at Auburn, 2/19/23
Runs	1	10 Times; Last at Kentucky, 3/14/23
Hits	3	Two Times; at Michigan, 5/7/22
RBI	5	Illinois, 4/30/22
Doubles	2	Illinois, 4/30/22
Triples	--	--
Home Runs	--	--
Total Bases	5	Illinois, 4/30/22
Walks	1	11 Times; Last Indiana State, 3/21/23
Hit-by-Pitch	1	Three Times; Last at Michigan, 5/6/22
Strikeouts	3	Two Times; Last at Louisville, 5/10/22
Stolen Bases	--	--

Career Statistics

	Avg	GP- GS	AB	R	H	2B	3B	HR	RBI	TB	SLG%	BB	HBP	SO	GDP	OB%	SF	SH	SB-ATT	PO	A	E	FLD%
2022	.283	26-10	46	8	13	5	0	0	9	18	.391	7	3	18	1	.404	1	0	0-0	10	16	4	.867
2023	.067	12-6	15	3	1	0	0	0	0	1	.067	5	0	6	1	.300	0	1	0-0	12	8	1	.952
CAREER	.230	38-16	61	11	14	5	0	0	9	19	.311	12	3	24	2	.377	1	1	0-0	22	24	5	.902



23 | IF



JOEY BRENCZEWSKI

S/R | 6-3 | 195 | Fr.

Fishers, Ind.

Fishers

Public Financial Management

Prep/Personal

Played for head coach Mathew Cherry at Fishers High School, where he was a four-year letterwinner ... Rated the No. 11 overall prospect and No. 3 shortstop in Indiana by Perfect Game ... Earned high honorable mention All-America from Perfect Game as a junior and senior ... Two-time All-Central Region pick by Perfect Game ... Tabbed second-team All-USA Central Indiana Super Team as a senior ... Tabbed first-team All-Hoosier Crossroads Conference as a senior ... Owns the single season and career stolen base records at FHS ... Also lettered once in football ... Son of Andrea Perkins and Brett Brenczewski ... Born on September 2, 2003 ... Has two older brothers, Caleb and Kiel ... Father, Brett, lettered in baseball at St. Joseph's University ... Brother, Caleb, lettered in baseball at Lipscomb (2019) and Indiana Wesleyan (2020-21) ... Brother, Kiel, is a member of the Navy baseball program.

Career Highs

Career Statistics



27 | RHP



BROOKS EY

R/R | 6-2 | 205 | Jr.

Philadelphia, Pa.

Central (Fordham)

History

Career Notes & Records

Appeared in 27 games on the mound with 20 starts in two seasons at Fordham.

2023 Season

Season: Made eight appearances with one start on the mound ... First appearance at Indiana came at Auburn (2/18) ... Made first start at Indiana in the second game of the doubleheader at Illinois (4/15) to earn his first victory in the cream and crimson ... Did not allow a run of his own in two appearances ... Held opponents to three-or-fewer runs in seven of eight outings, including his lone start ... Issued two-or-fewer walks in all eight outings, including five with zero walks ... Stranded two of four inherited runners on the season ... Struck out four-or-more batters once on the season.

Career Highs

* - at Fordham (2021-22)


Innings Pitched	8 *	Two Times; Last St. Bonaventure, 5/15/22
Most Hits	12 *	at George Mason, 4/24/22
Fewest Hits	0 *	at Delaware, 3/27/21
Most Runs	10 *	at George Mason, 4/24/22
Fewest Runs	0	Six Times; Last at Indiana State, 4/4/23
Most Earned Runs	10 *	at George Mason, 4/24/22
Fewest Earned Runs	0	Six Times; Last at Indiana State, 4/4/23
Walks	4 *	Two Times; Last at Texas A&M, 2/19/22
Strikeouts	9 *	Two Times; Last St. Bonaventure, 5/15/22
Wild Pitches	2 *	at Texas A&M, 2/19/22
Hit-by-Pitch	3 *	Saint Louis, 4/2/22
Total Pitches	127 *	at UMass, 4/10/22

Career Statistics

* - at Fordham (2021-22)

	ERA	W-L	App	GS	CG	SHO/CBO	SV	IP	H	R	ER	BB	SO	2B	3B	HR	BF	BAA	WP	HBP	BK	SFA	SHA
2021*	4.99	0-4	12	7	0	0/0	0	52.1	53	34	29	23	40	9	1	5	236	.269	0	6	1	2	8
2022*	6.90	4-5	15	13	0	0/0	0	75.2	99	64	58	25	65	14	1	16	361	.312	10	13	2	4	2
2023	7.41	1-0	8	1	0	0/0	0	17.0	20	14	14	5	13	6	0	2	78	.299	0	5	0	0	1
IU	7.41	1-0	8	1	0	0/0	0	17.0	20	14	14	5	13	6	0	2	78	.299	0	5	0	0	1
CAREER	6.27	5-9	35	21	0	0/0	0	145.0	172	112	101	53	118	29	2	23	675	.296	10	24	3	6	11



28 | OF 

SAMUEL MURRISON
R/R | 5-11 | 175 | Jr.
Boca Raton, Fla.
American Heritage
Finance

Career Highs

At-Bats	5	Two Times; Last at Purdue-2, 4/10/22
Runs	2	Two Times; Last Nebraska, 4/23/22
Hits	3	at Purdue-1, 4/10/22
RBIs	5	at Purdue-1, 4/10/22
Doubles	1	Three Times; Last Evansville-1, 3/27/22
Triples	1	vs. Rutgers, 3/5/21
Home Runs	1	Two Times; Last at Purdue-2, 4/10/22
Total Bases	6	at Purdue-1, 4/10/22
Walks	2	Three Times; Last Illinois, 4/30/22
Hit-by-Pitch	1	Three Times; Last at Cincinnati, 4/20/22
Strikeouts	3	Two Times; Last at Michigan, 5/6/22
Stolen Bases	1	Butler Times; Last Butler, 2/28/23

2023 Season

Season: Appeared in 22 games ... Appearances have come as a pinch runner (4), pinch hitter (2) and defensive replacement (16).

Career Statistics

	Avg	GP- GS	AB	R	H	2B	3B	HR	RBI	TB	SLG%	BB	HBP	SO	GDP	OB%	SF	SH	SB-ATT	PO	A	E	FLD%
2021	.257	17-10	35	5	9	1	1	0	1	12	.343	1	2	10	0	.316	0	1	2-2	19	0	0	1.000
2022	.229	40-23	83	17	19	2	0	2	10	27	.325	12	1	29	2	.330	1	2	1-1	60	2	0	1.000
2023	.000	22-0	3	2	0	0	0	0	0	0	.000	1	0	2	0	.250	0	0	1-1	3	0	0	1.000
CAREER	.231	79-33	121	24	28	3	1	2	11	39	.322	14	3	41	2	.324	1	3	4-4	82	2	0	1.000



29 | LHP 

RYAN KRAFT
6-4 | 220 | L/L | So.
Mokena, Ill.
Lincoln-Way Central
Secondary Education

Career Highs

Innings Pitched	6	at Penn State-1, 4/2/23
Most Hits	7	Three Times; Last Illinois, 4/30/22
Fewest Hits	0	Nine Times; Last Indiana State, 3/21/23
Most Runs	8	Illinois, 4/30/22
Fewest Runs	0	15 Times; Last at Illinois-1, 4/15/23
Most Earned Runs	8	Illinois, 4/30/22
Fewest Earned Runs	0	16 Times; Last at Illinois-1, 4/15/23
Walks	4	Xavier, 3/20/22
Strikeouts	7	at Iowa, 5/20/22
Wild Pitches	2	Two Times; Last vs. Rutgers, 5/28/22
Hit-by-Pitch	3	Northwestern, 4/3/22
Total Pitches	93	Evansville-2, 3/27/22

Career Notes & Records

Tied for No. 2 among Indiana freshman in strikeouts (59), equaling the mark of **Tim Clifford** (1978) and **Blake Monar** (2009) ... The 59 strikeouts are the most among freshman that were primarily relievers in program history, as **Brad Edwards** (69; 1999), Clifford and Monar each made at least seven starts in their freshman season.

2023 Season

Season: Made 14 appearances, all in relief ... Collected four wins and five saves ... Owns two holds ... Earned first collegiate save at Texas (2/26) ... Owns victories over Morehead State (3/17), in the first game of a doubleheader at Penn State (4/2), versus Iowa (4/8) and at Illinois-1 (4/15) ... Saves have come at Texas (2/26), versus Georgetown (5/4), and three times against Bellarmine (3/9-10, 12) ... Posted holds against Indiana State (3/9) and Ohio State (3/25) ... Did not allow a run of his own in 11 of 14 appearances ... Stranded all three inherited runners ... Held the opponent to three-or-fewer earned runs in all 14 appearances ... Issued two-or-fewer walks in 13 outings, including seven with zero walks ... Nine of 14 outings have lasted longer than one inning, with eight of those going two-plus innings.

Career Statistics

	ERA	W-L	App	GS	CG	SHO/CBO	SV	IP	H	R	ER	BB	SO	2B	3B	HR	BF	BAA	WP	HBP	BK	SFA	SHA
2022	9.78	2-1	25	1	0	0/0	0	42.1	60	49	46	30	59	8	3	10	231	.326	8	13	0	1	3
2023	0.75	4-1	14	0	0	0/1	5	36.0	27	7	3	14	31	3	0	1	145	.208	0	0	0	0	1
CAREER	5.63	6-2	39	1	0	0/1	5	78.1	87	56	49	44	90	11	3	11	376	.277	8	13	0	1	4

Career Notes & Records

Appeared in 19 games with 13 starts on the mound over two seasons at Tacoma Community College ... Posted a 13-2 overall record with two saves at TCC ... Struck out 107 batters to 21 walks over 110 innings of work in two seasons ... Strikeout-to-walk ratio was 5:1 and struck out 8.7 batters per nine innings.

2023 Season

Season: Appeared in 12 games with 10 starts on the mound ... Collected two victories ... Owns victories over Miami (Ohio) (2/21) and Morehead State (3/17) ... Allowed three-or-fewer earned runs in all 12 outings ... Walked two-or-fewer batters in 10 of 12 appearances, with zero walks in five outings ... Struck out seven-or-more batters one appearances ... Stranded both inherited runners.

Career Statistics

	ERA	W-L	App	GS	CG	SHO/CBO	SV	IP	H	R	ER	BB	SO	2B	3B	HR	BF	BAA	WP	HBP	BK	SFA	SHA
2023	1.61	2-1	12	10	0	0/0	0	28.0	24	13	5	12	21	8	1	3	120	.231	1	1	0	1	2
CAREER	1.61	2-1	12	10	0	0/0	0	28.0	24	13	5	12	21	8	1	3	120	.231	1	1	0	1	2



30 | RHP 

SETI MANASE
6-4 | 250 | R/R | Jr.
Puyallup, Wash.
Graham Kapowsin (Tacoma C.C.)
Liberal Studies

Career Highs

Innings Pitched	4 1/3	Bellarmine, 3/12/23
Most Hits	6	vs. Long Beach State, 3/5/23
Fewest Hits	0	Three Times; Last Indiana State, 3/21/23
Most Runs	7	vs. Long Beach State, 3/5/23
Fewest Runs	0	Five Times; Last at Illinois, 4/13/23
Most Earned Runs	1	Five Times; Last Louisville, 4/18/23
Fewest Earned Runs	0	Six Times; Last at Illinois, 4/14/23
Walks	3	Two Times; Last Iowa, 4/9/23
Strikeouts	7	Bellarmine, 3/12/23
Wild Pitches	1	Morehead State, 3/17/23
Hit-by-Pitch	1	Indiana State, 3/21/23
Total Pitches	69	Bellarmine, 3/12/23



Exercise Science

Innings Pitched	3	Morehead State, 3/15/23
Most Hits	3	Morehead State, 3/15/23
Fewest Hits	0	Five Times; Last Indiana State, 3/21/23
Most Runs	4	Ohio State, 3/25/23
Fewest Runs	0	Seven Times; Last Indiana State, 3/21/23
Most Earned Runs	4	Ohio State, 3/25/23
Fewest Earned Runs	0	Seven Times; Last Indiana State, 3/21/23
Walks	4	Ohio State, 3/25/23
Strikeouts	3	Two Times; Last Morehead State, 3/15/23
Wild Pitches	3	Bellarmine, 3/9/23
Hit-by-Pitch	--	--
Total Pitches	43	Morehead State, 3/15/23

Played for head coach Ray Hamilton at Lakota East High School, where he was a three-year letterwinner ... Tabbed the No. 15 prospect and No. 3 right-handed pitcher in Ohio by Perfect Game ... Earned second-team All-Central Region from Perfect Game as a senior ... Named honorable mention All-Central Region as a sophomore and junior by Perfect Game ... Named first-team All-Greater Miami Conference as a senior ... Owned lowest career WHIP in program history ... Also played hockey ... Son of Anne and Dave Whiteaker ... Born on October 31, 2003 ... Has one younger brother, Andrew.

	ERA	W-L	App	GS	CG	SHO/CBO	SV	IP	H	R	ER	BB	SO	2B	3B	HR	BF	BAA	WP	HBP	BK	SFA	SHA
2023	5.65	1-0	11	2	0	0/0	0	14.1	9	9	9	11	16	0	0	2	62	.180	4	0	0	0	1
CAREER	5.65	1-0	11	2	0	0/0	0	14.1	9	9	9	11	16	0	0	2	62	.180	4	0	0	0	1



Management

At-Bats	6	Four Times; Last at Illinois-2, 4/15/23
Runs	3	Six Times; Last at Penn State-2, 4/2/23
Hits	4	at Penn State-2, 4/2/23
RBI's	4	Four Times; Last Morehead State, 3/16/23
Doubles	2	Six Times; Last Ball State, 4/11/23
Triples	1	Nebraska, 4/24/22
Home Runs	1	Eight Times; Last at Illinois-1, 4/15/23
Total Bases	7	at Iowa, 5/19/22
Walks	2	Four Times; Last Ohio State, 3/25/23
Hit-by-Pitch	1	Five Times; Last Bellarmine, 3/11/23
Strikeouts	3	Two Times; Last vs. Maryland, 5/26/22
Stolen Bases	1	Two Times; Last Ball State, 4/11/23

Season: Started 37 games at third base ... Reached base safely in 31 of 37 games with a hit in 27 games ... Scored a run in 20 games ... Owned a season-best 18-game reached base streak from March 4-April 2 ... Season-long hitting streak spanned 11 games from March 15-April 2 ... Posted 12 multi-hit and eight multi-RBI games ... Homered against Morehead State (3/16) and at Illinois-1 (4/15).

	Avg	GP-GS	AB	R	H	2B	3B	HR	RBI	TB	SLG%	BB	HBP	SO	GDP	OB%	SF	SH	SB-ATT	PO	A	E	FLD%
2022	.327	57-56	226	41	74	20	1	6	57	114	.504	20	3	51	5	.386	2	1	1-2	28	93	8	.938
2023	.283	37-37	152	29	43	8	0	2	29	57	.375	16	3	31	2	.356	3	0	1-1	26	54	7	.921
CAREER	.310	94-93	378	70	117	28	1	8	86	171	.452	36	6	82	7	.374	5	1	2-3	54	147	15	.930



Sport Marketing & Management

Played for head coach Nick Grove at Patriot High School, where he was a two-year letterwinner ... Spent his junior season at Pro5 Academy in Apex, North Carolina ... Rated the No. 359 overall prospect and No. 23 catcher nationally by Perfect Game ... Tabbed the No. 13 overall prospect and No. 2 catcher in Virginia ... Earned high honorable mention All-America by Perfect Game as a sophomore, junior and senior ... Two-time first-team All-Atlantic Region by Perfect Game ... Graduated high school with a 4.0 GPA ... Son of Jen Shepard ... Born on October 13, 2003 ... Has two older brothers, Corey and Jack ... Brother, Corey, was a collegiate swimmer at the United States Air Force Academy and competed at the 2020 USA Swimming Olympic Trials.

Career Statistics



34 | RHP 

GABE LEVY

L/R | 6-0 | 200 | Gr.+

Seattle, Wash.

Ingraham (Davidson)

Data Sciences (master's)

Career Highs

* - at Davidson (2019-22)

Innings Pitched	8 2/3 *	Siena, 3/7/20
Most Hits	10 *	Two Times; Last at Richmond, 4/30/21
Fewest Hits	0	34 Times; Last at Kentucky, 3/14/23
Most Runs	10 *	at VCU, 4/16/21
Fewest Runs	0	36 times; Last Indiana State, 3/21/23
Most Earned Runs	8 *	at VCU, 4/16/21
Fewest Earned Runs	0	38 times; Last Indiana State, 3/21/23
Walks	5 *	Lafayette, 2/28/20
Strikeouts	10 *	Lehigh, 2/15/20
Wild Pitches	3 *	Lafayette, 2/28/20
Hit-by-Pitch	2	at Kentucky, 3/14/23
Total Pitches	114 *	Siena, 3/7/20

Career Notes & Records

Appeared in 63 games on the mound with 20 start in four seasons at Davidson ... Finished 34 career games on the mound with 20 career saves ... Finished 14 games in 2022, one in 2021 and 19 in 2019 ... Owns two of the top-10 single season save marks at Davidson (11, 2019 - T2nd; 8, 2021 - T6th) and ranks No. 4 all-time at with 20 career saves ... Stranded 30 of 52 career inherited runners ... Earned bachelor's degree in mathematics with a minor in data science from Davidson in 2022.

2023 Season

Season: Made eight appearances, with one start ... Made Indiana debut in the season opener at Auburn (2/17) ... Owns one victory ... Picked up a victory over Ohio State (3/25) ... Has not allowed a run of his own in two appearances ... Stranded four of 13 inherited runners ... Held the opponent to three-or-fewer earned runs in seven appearances ... Issued two-or-fewer walks in all eight outings, with zero walks three times.

Career Statistics

* - at Davidson (2019-22)

	ERA	W-L	App	GS	CG	SHO/CBO	SV	IP	H	R	ER	BB	SO	2B	3B	HR	BF	BAA	WP	HBP	BK	SFA	SHA
2019*	2.57	3-1	23	4	0	0/1	11	49.0	37	14	14	12	48	6	0	1	195	.208	4	3	0	1	1
2020*	0.91	3-1	4	4	0	0/0	0	29.2	19	7	3	10	28	2	0	0	119	.181	5	1	0	0	3
2021*	4.61	5-3	13	12	1	0/0	1	70.1	78	41	36	9	65	16	1	8	304	.275	2	7	2	2	2
2022*	3.58	2-0	23	0	0	0/2	8	32.2	34	16	13	9	34	5	0	5	145	.262	6	4	0	0	2
2023	9.24	1-2	8	1	0	0/0	0	12.2	19	17	13	6	13	6	0	4	67	.328	1	2	1	1	0
IU	9.24	1-2	8	1	0	0/0	0	12.2	19	17	13	6	13	6	0	4	67	.328	1	2	1	1	0
CAREER	3.66	14-7	71	21	1	0/3	20	194.1	187	95	79	46	188	35	1	18	830	.248	18	17	3	4	8



35 | C 

MATTHEW ELLIS

L/R | 6-4 | 245 | R-Sr.

Waddy, Ky.

Shelby County (Walters State C.C.)

Liberal Studies

Career Highs

At-Bats	6	Two Times; Last Morehead State, 3/16/23
Runs	3	Three Times; Last Xavier, 3/19/22
Hits	4	Morehead State, 3/16/23
RBI	7	at Missouri State, 3/5/22
Doubles	1	13 Times; Last Morehead State, 3/16/23
Triples	-	-
Home Runs	2	Three Times; Last Kentucky, 3/15/22
Total Bases	10	at Missouri State, 3/5/22
Walks	3	Northwestern, 4/1/22
Hit-by-Pitch	1	11 Times; Last Indiana State, 3/21/23
Strikeouts	3	Four Times; Last Illinois, 4/29/22
Stolen Bases	1	at Clemson, 2/19/22

Career Notes & Records

Awards: 2022: Named third-team All-Big Ten.

Tied for No. 7 on IU's single season home run charts (18) with **Kyle Schwarber** (2013) and **Alex Smith** (1986) ... Finished tied for No. 10 on the single season RBI charts (65) at Indiana, tied with **Seth Bynum** (2004), **Vasili Spanos** (2002) and **Doug DeVore** (1999).

2023 Season

Season: Appeared in 25 games with 24 starts ... Missed two games due to illness and two games with an injury ... Made starts at catcher (13) and designated hitter (11) ... Reached base safely in 19 of 25 games played ... Collected a hit in 13 games ... Worked a walk in 11 games, including four multi-walk games ... Posted four multi-hit games and four multi-RBI games ... Homered at Auburn (2/17), versus Morehead State (3/16) and in the first two games against Ohio State (3/25-26).

Career Statistics

	Avg	GP-GS	AB	R	H	2B	3B	HR	RBI	TB	SLG%	BB	HBP	SO	GDP	OB%	SF	SH	SB-ATT	PO	A	E	FLD%
2022	.271	59-59	218	44	59	10	0	18	65	123	.564	40	7	68	10	.398	1	0	1-1	339	23	3	.992
2023	.250	25-24	76	10	19	3	0	4	20	34	.447	15	4	19	1	.392	2	0	0-0	109	6	0	1.000
CAREER	.265	84-83	294	54	78	13	0	22	85	157	.534	55	11	87	11	.397	3	0	1-1	448	29	3	.994



36 | C 

RILEY LANGERMAN

R/R | 6-7 | 180 | Sr.+

Parker, Colo.

Chaparral (Maryland)

Business Management (master's)

Career Highs

* - at Maryland (2021-22)

At-Bats	5 *	at Baylor, 2/19/22
Runs	2 *	Three Times; Last Navy, 4/26/22
Hits	3 *	Towson, 3/29/22
RBI	1	Five Times; Last at East Carolina, 3/3/23
Doubles	1 *	George Mason, 4/5/22
Triples	--	--
Home Runs	--	--
Total Bases	3 *	Towson, 3/29/22
Walks	3 *	Navy, 4/26/22
Hit-by-Pitch	1 *	Three Times; Last George Mason, 4/5/22
Strikeouts	3 *	at Baylor, 2/19/22
Stolen Bases	--	--

Career Notes & Records

Appeared in 26 games with 16 starts over two seasons at Maryland Part of back-to-back NCAA Tournament teams in 2021 and 2022 at Maryland ... Helped the Terrapins to the first regular season conference title since 1971 during the 2022 season ... Earned degree in economics from Maryland in 2022.

2023 Season

Season: Appeared in 10 games with one start at catcher ... Made first start at Indiana at Cincinnati (4/19).

Career Statistics

* - at Maryland (2021-22)

	Avg	GP-GS	AB	R	H	2B	3B	HR	RBI	TB	SLG%	BB	HBP	SO	GDP	OB%	SF	SH	SB-ATT	PO	A	E	FLD%
2021*	.091	12-7	22	3	2	0	0	0	1	2	.091	5	0	8	0	.259	0	1	0-0	61	6	1	.985
2022*	.194	14-9	31	9	6	1	0	0	3	7	.226	7	3	12	0	.390	0	1	0-0	81	4	0	1.000
2023	.000	10-1	4	0	0	0	0	0	1	0	.000	1	0	3	0	.167	1	0	0-0	34	2	0	1.000
IU	.000	10-1	4	0	0	0	0	0	1	0	.000	1	0	3	0	.167	1	0	0-0	34	2	0	1.000
CAREER	.140	36-17	57	12	8	1	0	0	5	9	.158	13	3	23	0	.324	1	2	0-0	176	12	1	.995



37 | RHP 

LUKE SINNARD
R/R | 6-8 | 250 | So.
Hendersonville, Tenn.
Beech (Western Kentucky)
Sport Marketing & Management

Career Highs			* - at Western Kentucky (2022)
Innings Pitched	6	Five Times; Last Iowa, 4/8/23	
Most Hits	8	Ohio State, 3/26/23	
Fewest Hits	1 *	Two Times; Last Southern Miss, 3/27/22	
Most Runs	6 *	at FAU, 4/16/22	
Fewest Runs	0	Four Times; Last Iowa, 4/8/23	
Most Earned Runs	6 *	at FAU, 4/16/22	
Fewest Earned Runs	0	Five Times; Last Iowa, 4/8/23	
Walks	3	Two Times; Last at Illinois-1, 4/15/23	
Strikeouts	13	Morehead State, 3/17/23	
Wild Pitches	1	Five Times; Last at Illinois-1, 4/15/23	
Hit-by-Pitch	1	Two Times; Last at Illinois-1, 4/15/23	
Total Pitches	103	Ohio State, 3/26/23	

Career Notes & Records
Appeared in 11 games with four starts on the mound in one season at Western Kentucky.

2023 Season
Season: Started nine games on the mound ... Collected three wins ... Made Indiana debut in a start of the series finale at Auburn (2/19) and earned his first win in the cream and crimson ... Posted three quality starts ... Held opponents to three-or-fewer runs in six of eight outings ... Issued two-or-fewer walks in all eight outings ... Struck out seven-or-more batters in five games, with two double-digit strikeout game.

Career Statistics																							* - at Western Kentucky (2022)				
	ERA	W-L	App	GS	CG	SHO/CBO	SV	IP	H	R	ER	BB	SO	2B	3B	HR	BF	BAA	WP	HBP	BK	SFA	SHA				
2022*	7.18	1-2	11	4	0	0/0	0	26.1	39	27	21	11	28	7	0	6	126	.355	3	0	1	3	2				
2023	4.21	3-1	9	9	0	0/1	0	47.0	43	23	22	12	66	13	0	7	193	.243	2	2	0	1	1				
IU	4.21	3-1	9	9	0	0/1	0	47.0	43	23	22	12	66	13	0	7	193	.243	2	2	0	1	1				
CAREER	5.28	4-3	20	13	0	0/1	0	73.1	82	50	43	23	94	20	0	13	319	.286	5	2	1	4	3				



38 | RHP 

COOPER KATSKEE
R/R | 6-4 | 200 | Fr.
Greenwood Village, Colo.
Cherry Creek
Finance

Career Highs		
Innings Pitched	2	Two Times; Last Ball State, 4/11/23
Most Hits	3	Miami (Ohio), 2/21/23
Fewest Hits	0	Purdue Fort Wayne, 3/8/23
Most Runs	4	Two Times; Last Ball State, 4/11/23
Fewest Runs	0	Two Times; Last Iowa, 4/7/23
Most Earned Runs	4	at Kentucky, 3/14/23
Fewest Earned Runs	0	Two Times; Last Iowa, 4/7/23
Walks	2	at Kentucky, 3/14/23
Strikeouts	2	Three Times; Last Ball State, 4/11/23
Wild Pitches	2	Butler, 2/28/23
Hit-by-Pitch	1	Three Times; Last Kent State, 3/28/23
Total Pitches	33	Kent State, 3/28/23

2023 Season
Season: Made eight appearances, all in relief ... Made collegiate debut in relief against Miami (Ohio) (2/21) ... Owns one victory ... Posted one hold ... Earned first collegiate victory in relief against Ball State (4/11) ... Owns a hold versus Kent State (3/28) ... Did not allow a run of his own in two appearances ... Stranded six of 11 inherited runners ... Held the opponent to three-or-fewer earned runs in seven outings ... Issued two-or-fewer walks in all eight appearances, with zero walks in four outings.

Prep/Personal
Played for head coach Marc Johnson at Cherry Creek High School, where he was a two-year letterwinner ... Spent the fall of his senior season at Burke High School in Omaha, Nebraska ... Rated the No. 27 overall prospect and No. 9 right-handed pitcher in Colorado by Perfect Game ... Three-time honorable mention All-West Region by Perfect game ... Earned honorable mention all-state and first-team All-Centennial Conference as a senior ... Led Colorado High School Activities Association Class 5A in regular season strikeouts (74) as a senior ... Selected to the Colorado Dugout Club Coaches Association All-Star Game as a senior ... Lettered three times in football, twice at CCHS and once at BHS as a quarterback ... Part of the CHSAA Class 5A state championship football team as a sophomore ... Helped Burke High School to the Omaha Public School Conference title as a senior ... Participated in the Iowa/Nebraska All-Star Game as a senior in football ... Denver Dream Center Youth Intern ... Son of Kendall and Scott Katskee ... Born on November 30, 2003 ... Has one younger sister, Coco ... Father, Scott, lettered in baseball at Colorado State from 1987-89 ... Uncle James Carr lettered in football at Cal State Northridge from 1983-87 ... Cousin, Tommy Carr, lettered in football at Indiana State in 2019.

Career Statistics																							
	ERA	W-L	App	GS	CG	SHO/CBO	SV	IP	H	R	ER	BB	SO	2B	3B	HR	BF	BAA	WP	HBP	BK	SFA	SHA
2023	8.10	1-1	8	0	0	0/0	0	10.0	13	12	9	5	11	5	0	3	49	.325	2	3	0	1	0
CAREER	8.10	1-1	8	0	0	0/0	0	10.0	13	12	9	5	11	5	0	3	49	.325	2	3	0	1	0



39 | LHP 

NATHAN BALL
L/L | 6-3 | 205 | Sr.
Perrysburg, Ohio
Perrysburg (Youngstown State)
Liberal Studies

Career Highs			* - at Youngstown State (2020-22)
Innings Pitched	2 1/3 *	Northern Kentucky, 4/10/22	
Most Hits	4 *	at New Orleans, 3/12/22	
Fewest Hits	0	15 Time; Last Purdue Fort Wayne, 3/8/23	
Most Runs	4 *	at UIC, 5/2/21	
Fewest Runs	0	23 Times; Last Ball State, 4/11/23	
Most Earned Runs	3 *	Four Times; Last vs. Oakland, 5/27/22	
Fewest Earned Runs	0	25 Times; Last Ball State, 4/11/23	
Walks	3 *	Two Times; Last vs. Oakland, 5/27/22	
Strikeouts	3	Four Times; Last Kent State, 3/28/23	
Wild Pitches	1	Nine Times; Last Purdue Fort Wayne, 3/8/23	
Hit-by-Pitch	1	Four Time; Last Purdue Fort Wayne, 3/8/23	
Total Pitches	52 *	vs. Oakland, 5/27/22	

Career Notes & Records
Appeared in 37 games on the mound with one start over three seasons at Youngstown State ... Finished 24 career games and has nine career saves ... All nine saves came in 2022 at Youngstown State ... Ranks No. 2 in Youngstown State single season history with nine saves, which are the most by a YSU reliever since *Andy Svitak* (9; 2007).

2023 Season
Season: Made five appearances, all in relief ... Made Indiana debut against Miami (Ohio) (2/21) ... Owns one hold ... Posted a hold against Kent State (3/28) ... Did not allow a run of his own in three appearances ... Held opponents to three-or-fewer runs in four appearances ... Issued two-or-fewer walks in five appearances.

Career Statistics																							* - at Youngstown State (2020-22)				
	ERA	W-L	App	GS	CG	SHO/CBO	SV	IP	H	R	ER	BB	SO	2B	3B	HR	BF	BAA	WP	HBP	BK	SFA	SHA				
2020*	99.00	0-0	1	0	0	0/0	0	0.0	0	2	2	2	0	0	0	0	2	.000	0	0	0	0	0				
2021*	10.80	1-0	10	0	0	0/0	0	6.2	9	12	8	8	7	3	0	2	39	.300	4	1	0	0	0				
2022*	5.55	1-4	26	1	0	0/0	9	24.1	22	17	15	10	27	3	0	4	104	.244	4	2	0	0	2				
2023	13.50	0-0	5	0	0	0/0	0	4.2	6	7	7	4	7	2	0	0	26	.316	2	3	0	0	0				
IU	13.50	0-0	5	0	0	0/0	0	4.2	6	7	7	4	7	2	0	0	26	.316	2	3	0	0	0				
CAREER	8.07	2-4	42	1	0	0/0	9	35.2	37	38	32	24	41	8	0	6	171	.266	10	6	0	0	2				



40 | RHP

ETHAN PHILLIPS

S/R | 6-0 | 190 | Fr.

Dunedin, Fla.

Calvary Christian

Finance

2023 Season

Season: Made nine appearances with one start on the mound ... Made collegiate debut in relief against Purdue Fort Wayne (3/8) ... Owns victories over Kent State (3/28) and Louisville (4/18) ... Did not allow a run of his own in six appearances ... Stranded one of five inherited runners ... Held the opponent to three-or-fewer earned runs in all nine outings ... Issued two-or-fewer walks in all eight of nine appearances.

Prep/Personal

Played for head coach Greg Olsen at Calvary Christian High School, where he was a two-year letterwinner ... Rated as the No. 104 prospect and No. 38 right-handed pitcher in Florida by Perfect Game ... Selected All-Florida Region as a junior and senior by Perfect Game ... Earned Florida State All-Star and All-Pinellas County as a senior ... Finished career with a 7-0 record and 0.58 ERA over 48.2 career innings ... Allowed one run over 29 innings of work in 10 appearance (4 starts) as a senior ... Struck out 46 batters and walked just seven ... Set program record for single ERA (0.24) ... Also lettered once in football ... Logged 110 hours of community service in high school ... Volunteered at his local soup kitchen and at local baseball camps ... Son of Coleen and Drew Phillips ... Born on November 11, 2003 ... Has one brother, Andrew, and one sister, Ashley.

Career Highs

Innings Pitched	4 2/3	Bellarmine, 3/11/23
Most Hits	4	Ball State, 4/11/23
Fewest Hits	0	Indiana State, 3/21/23
Most Runs	3	Ball State, 4/11/23
Fewest Runs	0	Five Times; Last at Illinois-2, 4/15/23
Most Earned Runs	3	Ball State, 4/11/23
Fewest Earned Runs	0	Six Times; Last Louisville, 4/18/23
Walks	3	Louisville, 4/18/23
Strikeouts	4	Two Times; Last Louisville, 4/18/23
Wild Pitches	--	--
Hit-by-Pitch	1	Kent State, 3/28/23
Total Pitches	66	Louisville, 4/18/23

Career Statistics

	ERA	W-L	App	GS	CG	SHO/CBO	SV	IP	H	R	ER	BB	SO	2B	3B	HR	BF	BAA	WP	HBP	BK	SFA	SHA
2023	2.12	2-0	9	1	0	0/0	0	17.0	13	5	4	8	15	0	0	1	69	.220	1	2	0	0	0
CAREER	2.12	2-0	9	1	0	0/0	0	17.0	13	5	4	8	15	0	0	1	69	.220	1	2	0	0	0



41 | LHP

TY BOTHWELL

L/L | 5-10 | 200 | R-Sr.

Hebron, Ind.

Boone Grove

Animal Behavior

2023 Season

Season: Made seven appearances with four starts on the mound ... Collected two wins ... Owns victories over Butler (2/28) and Purdue Fort Wayne (3/8) ... Has not allow a run of his own in two appearances ... Held the opponent to three-or-fewer earned runs in six of seven appearances ... Issued two-or-fewer walks in five appearances, including two with zero walks.

Career Highs

Innings Pitched	7	Minnesota-1, 5/15/22
Most Hits	7	vs. Maryland, 5/26/22
Fewest Hits	0	13 Times; Last at Cincinnati, 4/19/23
Most Runs	5	Penn State, 3/14/21
Fewest Runs	0	14 Times; Last at Indiana State, 4/4/23
Most Earned Runs	5	Penn State, 3/14/21
Fewest Earned Runs	0	17 Times; Last at Indiana State, 4/4/23
Walks	4	Four Times; Last at Indiana State, 4/4/23
Strikeouts	10	at Minnesota, 3/7/21
Wild Pitches	1	Eight Times; Last at Indiana State, 4/4/23
Hit-by-Pitch	2	Four Times; Last at Indiana State, 4/4/23
Total Pitches	111	Minnesota-1, 5/15/22

Career Statistics

	ERA	W-L	App	GS	CG	SHO/CBO	SV	IP	H	R	ER	BB	SO	2B	3B	HR	BF	BAA	WP	HBP	BK	SFA	SHA
2020	6.00	0-0	3	0	0	0/0	0	3.0	1	2	2	4	5	0	0	0	15	.100	0	1	0	0	0
2021	2.73	2-1	11	4	0	0/2	1	33.0	21	14	10	15	43	6	1	3	138	.174	2	2	0	0	0
2022	4.47	3-2	19	2	0	0/1	0	48.1	36	27	24	33	67	12	1	6	219	.206	5	8	1	0	3
2023	7.84	2-1	7	4	0	0/0	0	10.1	7	9	9	13	9	4	0	1	54	.206	1	6	0	0	1
CAREER	4.28	7-4	40	10	0	0/3	1	94.2	65	52	45	65	124	22	2	10	426	.191	8	17	1	0	4



42 | LHP

BEN SEILER

L/L | 6-6 | 245 | Sr.+

Albany, N.Y.

The Albany Academy (Siena)

Public Affairs (master's)

Career Notes & Records

Appeared in 38 games on the mound with 29 starts in four seasons at Siena ... Served as No. 2 starter during the 2022 season at Siena ... Owned No. 1 single-game strikeout mark nationally in 2022 with 19 strikeouts at Niagara (4/23/22) ... Earned degree in political communications with minor in criminal justice from Siena in 2022 ... Pursuing his master's in public affairs.

2023 Season

Season: Appeared in 10 games with five starts on the mound ... Made Friday night starts in each of the first four weekends ... Made Indiana debut in a start on Opening Day at Auburn (2/17) ... Collected one save ... Owns one hold ... Earned firsts collegiate save against Morehead State (3/16) ... Posted a hold versus Ohio State (3/26) in the second game of a doubleheader ... Held opponents to three-or-fewer earned runs in nine outings ... Stranded four of five inherited runners ... Fanned seven-plus batters in one appearances ... Issued two-or-fewer walks in eight outings.

Career Highs

* - at Siena (2019-22)

Innings Pitched	9 *	at Niagara, 4/23/22
Most Hits	11 *	at Jacksonville State, 3/5/22
Fewest Hits	0	Morehead State, 3/16/23
Most Runs	9 *	at Fairfield, 5/20/22
Fewest Runs	0	Four Times; Last at Indiana State, 4/4/23
Most Earned Runs	8 *	at Fairfield, 5/20/22
Fewest Earned Runs	0	Four Times; Last at Indiana State, 4/4/23
Walks	5 *	at Fairfield, 5/20/22
Strikeouts	19 *	at Niagara, 4/23/22
Wild Pitches	3 *	Saint Peter's, 3/27/22
Hit-by-Pitch	2 *	Canisius, 4/30/22
Total Pitches	132 *	Saint Peter's, 3/27/22

Career Statistics

* - at Siena (2019-22)

	ERA	W-L	App	GS	CG	SHO/CBO	SV	IP	H	R	ER	BB	SO	2B	3B	HR	BF	BAA	WP	HBP	BK	SFA	SHA
2019*	6.54	1-3	14	9	0	0/1	0	31.2	37	26	23	28	30	9	4	1	160	.291	3	3	0	1	1
2020*	8.69	0-3	4	4	0	0/0	0	19.2	28	19	19	11	15	6	0	2	94	.350	2	0	1	1	2
2021*	9.50	1-2	7	3	0	0/0	0	18.0	22	23	19	20	19	6	0	1	101	.286	2	4	1	0	2
2022*	4.35	4-6	13	13	0	0/0	0	80.2	89	59	39	28	86	18	1	9	377	.266	13	9	0	2	4
2023	6.56	0-3	10	5	0	0/0	1	23.1	28	19	17	15	20	6	0	1	113	.301	2	2	0	1	2
IU	6.56	0-3	10	5	0	0/0	1	23.1	28	19	17	15	20	6	0	1	113	.301	2	2	0	1	2
CAREER	6.08	6-17	48	34	0	0/1	1	173.1	204	146	117	102	170	45	5	14	845	.287	22	18	2	5	11



43 | IF

ADRIAN VEGA

R/R | 6-0 | 205 | So.
Miramar, Fla.
Archbishop McCarthy (Butler)
Political Science

Career Notes & Records

Made 15 appearances with three starts on the mound one season at Butler ... Owns one career save.

2023 Season

Season: Made nine appearances, all in relief ... Made Indiana debut against at Auburn on Opening Day (2/17) ... Stranded four of nine inherited runners ... Held opponents to three-or-fewer runs in all nine outings ... Issued two-or-fewer walks in all nine outings, with zero walks in five appearances ... Struck out five-or-more batters in relief in one outing.

Career Highs

* - at Butler (2022)

Innings Pitched	6 *	at Creighton, 5/13/22
Most Hits	7 *	Seton Hall, 5/19/22
Fewest Hits	0	Four Times; Last at Auburn, 2/17/23
Most Runs	7 *	Seton Hall, 5/19/22
Fewest Runs	0	Eight Times; Last Ohio State, 3/25/23
Most Earned Runs	4	Two Times; Last at Cincinnati, 4/19/23
Fewest Earned Runs	0	Seven Times; Last at Kentucky, 3/14/23
Walks	2	Four Times; Last at Auburn, 2/17/23
Strikeouts	7	Three Times; Last at Cincinnati, 4/19/23
Wild Pitches	2 *	at Creighton, 5/13/22
Hit-by-Pitch	3 *	Eastern Michigan, 3/20/22
Total Pitches	98 *	Xavier, 5/7/22

Career Statistics

* - at Butler (2022)

	ERA	W-L	App	GS	CG	SHO/CBO	SV	IP	H	R	ER	BB	SO	2B	3B	HR	BF	BAA	WP	HBP	BK	SFA	SHA
2022*	4.95	0-1	15	3	0	0/0	1	43.2	42	27	24	11	45	12	2	2	192	.251	4	9	0	0	5
2023	6.91	0-0	9	0	0	0/0	0	14.1	18	11	11	5	14	5	1	2	66	.310	0	0	0	3	0
IU	6.91	0-0	9	0	0	0/0	0	14.1	18	11	11	5	14	5	1	2	66	.310	0	0	0	3	0
CAREER	5.43	0-1	24	3	0	0/0	1	58.0	60	38	35	16	59	17	3	4	258	.267	4	9	0	3	5



44 | RHP

COOPER HELLMAN

R/R | 6-4 | 180 | So.
Goshen, Ky.
North Oldham (Western Kentucky)
Sport Marketing & Management

Career Notes & Records

Made 16 appearances with eight starts on the mound in one season at Western Kentucky.

2023 Season

Season: Made six appearances, all in relief ... Made Indiana debut in relief at Auburn (2/18) ... All three inherited runners have scored ... Held opponents to three-or-fewer runs in all six appearances ... Issued two-or-fewer walks in all six outings.

Career Highs

* - at Western Kentucky (2022)

Innings Pitched	7 *	FIU, 4/9/22
Most Hits	5 *	at Rice, 4/30/22
Fewest Hits	0	Seven Times; Last at East Carolina, 3/3/23
Most Runs	5 *	at Rice, 4/30/22
Fewest Runs	0	10 Times; Last at East Carolina, 3/3/23
Most Earned Runs	5 *	at Rice, 4/30/22
Fewest Earned Runs	0 *	10 Times; Last at East Carolina, 3/3/23
Walks	4 *	at Rice, 4/30/22
Strikeouts	5 *	FIU, 4/9/22
Wild Pitches	1	Eight Times; Last at Auburn, 2/18/23
Hit-by-Pitch	1	10 Times; Last at Kentucky, 3/14/23
Total Pitches	87 *	FIU, 4/9/22

Career Statistics

* - at Western Kentucky (2022)

	ERA	W-L	App	GS	CG	SHO/CBO	SV	IP	H	R	ER	BB	SO	2B	3B	HR	BF	BAA	WP	HBP	BK	SFA	SHA
2022*	6.00	1-6	16	8	0	0/0	0	33.0	27	32	22	27	32	8	1	4	165	.209	7	7	0	2	0
2023	8.31	0-0	6	0	0	0/0	0	4.1	7	4	4	1	2	1	0	1	23	.368	1	3	0	0	0
IU	8.31	0-0	6	0	0	0/0	0	4.1	7	4	4	1	2	1	0	1	23	.368	1	3	0	0	0
CAREER	6.27	1-6	22	8	0	0/0	0	37.1	34	36	26	28	34	9	1	5	188	.230	8	10	0	2	0



45 | RHP

AYDAN DECKER-PETTY

R/R | 6-5 | 180 | Fr.
New Castle, Ind.
New Castle
Sport Marketing & Management

2023 Season

Season: Made seven appearances, all in relief ... Collected one win ... Owns one hold ... Made collegiate debut against Purdue Fort Wayne (3/8) ... Collected first collegiate victory in relief against Bellarmine (3/10) ... Posted a hold versus Kent State (3/28) ... Did not allow a run of his own in four of six appearances ... Stranded two of four inherited runners ... Held the opponent to three-or-fewer earned runs in all seven outings ... Issued two-or-fewer walks in all seven outings, with zero walks in three appearances.

Prep/Personal

Played for head coach Josh Cooper at New Castle High School, where he was a four-year letterwinner ... Rated the No. 149 right-handed pitcher nationally by Perfect Game ... Tabbed No. 6 overall and No. 4 right-handed pitcher in Indiana by Perfect Game ... Garnered high honorable mention All-America from Perfect Game as a junior and senior ... Named first-team All-Central Region as a senior ... Tabbed second-team All-Central Region as a junior and honorable mention All-Central Region as a sophomore per Perfect Game... Earned all-state honors as a junior and senior ... Also lettered once in basketball ... Son of Traci Decker-Petty ... Born on February 17, 2004 ... Has one older brother, Dylan, who is an Indiana graduate.


Career Highs

Innings Pitched	2 2/3	Bellarmine, 3/10/23
Most Hits	2	Two Times; Last Kent State, 3/28/23
Fewest Hits	0	Two Times; Last Bellarmine, 3/10/23
Most Runs	2	Ohio State, 3/26/23
Fewest Runs	0	Three Times; Last Indiana State, 3/21/23
Most Earned Runs	1	Three Times; Last Iowa, 4/7/23
Fewest Earned Runs	0	Four Times; Last Kent State, 3/21/23
Walks	2	Ohio State, 3/26/23
Strikeouts	3	Bellarmine, 3/10/23
Wild Pitches	--	--
Hit-by-Pitch	1	Iowa, 4/7/23
Total Pitches	36	Bellarmine, 3/10/23

Career Statistics

	ERA	W-L	App	GS	CG	SHO/CBO	SV	IP	H	R	ER	BB	SO	2B	3B	HR	BF	BAA	WP	HBP	BK	SFA	SHA
2023	2.89	1-0	7	0	0	0/0	0	9.1	7	5	3	5	9	1	0	1	41	.200	0	1	0	0	0
CAREER	2.89	1-0	7	0	0	0/0	0	9.1	7	5	3	5	9	1	0	1	41	.200	0	1	0	0	0



51 | RHP 

BRAYDEN
RISEDORPH

R/R | 6-3 | 230 | Fr.
Kendallville, Ind.
East Noble

Exercise Science

Career Highs		
Innings Pitched	4	Two Times; Last at Cincinnati, 4/19/23
Most Hits	5	at Penn State, 4/1/23
Fewest Hits	0	Four Times; Last at Indiana State, 4/4/23
Most Runs	4	Morehead State, 3/16/23
Fewest Runs	0	Six Times; Last at Cincinnati, 4/19/23
Most Earned Runs	4	Morehead State, 3/16/23
Fewest Earned Runs	0	Eight Times; Last at Cincinnati, 4/19/23
Walks	3	Morehead State, 3/16/23
Strikeouts	7	at Cincinnati, 4/19/23
Wild Pitches	1	Three Times; Last Indiana State, 3/21/23
Hit-by-Pitch	2	Ohio State, 3/26/23
Total Pitches	73	Morehead State, 3/16/23

2023 Season
Season: Made 14 appearances, with three starts on the mound ... Made collegiate debut against Miami (Ohio) (2/21) in relief ... First career start came against Bellarmine (3/9) to open the series ... Has two victories ... Owns one save ... Posted one hold ... Collected victories over Iowa (4/9) and at Cincinnati (4/19) ... Earned first career save against Kent State (3/28) ... Hold came versus Ohio State (3/26) in the series finale ... Has not allowed a run of his own in seven of 14 appearances ... Stranded lone inherited runner ... Held the opponent to three-or-fewer earned runs in 12 of 14 outings ... Issued two-or-fewer walks in 10 of 14 appearances, with zero walks in eight outings.

Prep/Personal
Played for head coach Aaron Desmonds at East Noble High School, where he was a three-year letterwinner ... Rated the No. 221 overall prospect and No. 66 right-handed pitcher nationally by Perfect Game ... Slotted as the No. 4 prospect and No. 2 right-handed pitcher in Indiana by Perfect Game ... Named first-team All-Central Region as a senior per Perfect Game ... Honorable mention All-Central Region as a junior according to Perfect Game ... Tabbed honorable mention Class 4A all-state by the Indiana High School Baseball Coaches Association as a senior ... Appeared in eight games as a senior with 38 2/3 innings pitched ... Struck out 74 batters ... Logged 35 innings with 60 strikeouts over eight appearances as a junior ... Son of Iole and Randy Risedorph ... Born on July 30, 2003 ... Has three older brothers, AJ, Ryan and Eric ... Older brother, AJ, lettered in baseball at IPFW ... Older brother, Ryan, lettered in baseball at Vincennes University.

Career Statistics																										
	ERA	W-L	App	GS	CG	SHO/CBO	SV	IP	H	R	ER	BB	SO	2B	3B	HR	BF	BAA	WP	HBP	BK	SFA	SHA			
2023	4.26	2-0	14	3	0	0/0	1	25.1	24	15	12	10	32	4	0	1	115	.242	4	4	0	1	1			
CAREER	4.26	2-0	14	3	0	0/0	1	25.1	24	15	12	10	32	4	0	1	115	.242	4	4	0	1	1			



55 | RHP 

WES
BURTON

R/R | 6-8 | 235 | Gr.
Santa Monica, Calif.
Windward School (Ole Miss)

Online Teaching & Learning (master's)

Career Highs		
Innings Pitched	2 2/3 *	vs. Arkansas, 5/29/21
Most Hits	3 *	LSU, 4/23/21
Fewest Hits	0	17 Times; Last Kent State, 3/28/23
Most Runs	3	Two Times; Last at Cincinnati, 4/19/23
Fewest Runs	0	21 Times; Last Iowa, 4/9/23
Most Earned Runs	3	Two Times; Last at Cincinnati, 4/19/23
Fewest Earned Runs	0	21 Times; Last Iowa, 4/9/23
Walks	3 *	Three Times; Last North Alabama, 3/29/22
Strikeouts	5	at penn State-2, 4/2/23
Wild Pitches	1	Five Times; Last at Cincinnati, 4/19/23
Hit-by-Pitch	2 *	Southern Miss, 2/25/20
Total Pitches	56 *	at Texas A&M, 5/8/21

Career Notes & Records
Appeared in 24 games on the mound with one start in three seasons at Ole Miss, where he helped the Rebels win the College World Series in 2022 ... Earned bachelor's degree in business from Ole Miss in Spring 2022.

2023 Season
Season: Made eight appearances, all in relief ... Posted one save ... Owns one hold ... Save came in the second game of a doubleheader at Penn State (4/2) ... Posted a hold versus Kent State (3/28) ... Stranded all four of five inherited runners ... Has not allow a run of his own in seven of eight appearances ... Issued two-or-fewer walks in all eight outings ... Owns one game with five-plus strikeouts.

Career Statistics																										
	ERA	W-L	App	GS	CG	SHO/CBO	SV	IP	H	R	ER	BB	SO	2B	3B	HR	BF	BAA	WP	HBP	BK	SFA	SHA			
2020*	1.42	1-0	4	1	0	0/0	0	6.1	3	1	1	5	7	1	0	0	29	.136	0	2	0	0	0			
2021*	3.57	0-0	15	0	0	0/0	0	17.2	12	8	7	13	31	3	0	2	78	.188	2	1	0	0	0			
2022*	15.43	0-0	5	0	0	0/0	0	2.1	1	4	4	8	5	0	0	1	15	.143	0	0	0	0	0			
2023	2.70	0-0	8	0	0	0/0	1	10.0	3	3	3	9	12	0	0	0	41	.097	3	1	0	0	0			
IU	2.70	0-0	8	0	0	0/0	1	10.0	3	3	3	9	12	0	0	0	41	.097	3	1	0	0	0			
CAREER	3.72	1-0	32	1	0	0/0	1	36.1	19	16	15	35	55	4	0	3	163	.153	5	4	0	0	0			

Media Roster



1 | Phillip Glasser
IF | L/R | Sr.+
Tallmadge, Ohio



2 | Luke Hayden
RHP | R/R | So.
Bloomington, Ind.



3 | Carter Mathison
OF | L/L | So.
Fort Wayne, Ind.



4 | Hunter Jessee
OF | L/L | Sr.
South Lebanon, Ohio



5 | Devin Taylor
OF | L/R | Fr.
Cincinnati, Ohio



6 | Peter Serruto
C | R/R | Sr.+
Short Hills, N.J.



7 | Ethan Vecrumba
OF | L/R | Sr.
Bloomington, Ind.



8 | Tyler Cerny
IF | R/R | Fr.
Greenwood, Ind.



9 | Brock Tibbitts
C | R/R | So.
New Albany, Ohio



10 | Morgan Colopy
OF | R/R | R-Jr.
Centerville, Ohio



11 | Jorge De Goti
IF | R/R | So.
Miami, Fla.



12 | Craig Yoho
RHP | R/R | R-Sr.
Fishers, Ind.



14 | Connor Foley
RHP | R/R | Fr.
Jasper, Ind.



15 | Austin Bode
C | L/R | So.
Columbus, Ind.



16 | Bobby Whalen
OF | R/R | R-Jr.
Camp Hill, Pa.



18 | Grant Holderfield
LHP | L/L | So.
Oak Park, Ill.



19 | Evan Goforth
IF | R/R | So.
Greenville, Ind.



23 | Joey Brenzewski
IF | S/R | Fr.
Fishers, Ind.



27 | Brooks Ey
RHP | R/R | Jr.
Philadelphia, Pa.



28 | Sam Murrison
OF | R/R | Jr.
Boca Raton, Fla.



29 | Ryan Kraft
LHP | L/L | So.
Mokena, Ill.



30 | Seti Manase
RHP | R/R | Jr.
Puyallup, Washington



31 | Evan Whiteaker
RHP | R/R | Fr.
West Chester, Ohio



32 | Josh Pyne
IF | R/R | So.
Bloomfield, Ind.



33 | AJ Shepard
C | R/R | Fr.
Manassas, Va.



34 | Gabe Levy
RHP | L/R | Gr.+
Seattle, Wash.



35 | Matthew Ellis
C | L/R | R-Jr.
Waddy, Ky.



36 | Riley Langerman
C | R/R | Sr.+
Parker, Colo.



37 | Luke Sinnard
RHP | R/R | So.
Hendersonville, Tenn.



38 | Cooper Katskee
RHP | R/R | Fr.
Greenwood Village, Colo.



39 | Nathan Ball
LHP | L/L | Sr.
Perrysburg, Ohio



40 | Ethan Phillips
RHP | S/R | Fr.
Dunedin, Fla.



41 | Ty Bothwell
LHP | L/L | R-Jr.
Hebron, Ind.



42 | Ben Seiler
LHP | R/L | Sr.+
Albany, N.Y.



43 | Adrian Vega
RHP | R/R | So.
Miramar, Fla.



44 | Cooper Hellman
RHP | R/R | So.
Goshen, Ky.



45 | Aydan Decker-Petty
RHP | R/R | Fr.
New Castle, Ind.



51 | Brayden Risedorff
RHP | R/R | Fr.
Kendallville, Ind.



55 | Wes Burton
RHP | R/R | Gr.
Santa Monica, Calif.



22 | Jeff Mercer
Head Coach
Fifth Season



24 | Derek Simmons
Recruiting Coordinator
Fourth Season



25 | Dustin Glant
Pitching Coach
Second Season



13 | Zach Weatherford
Volunteer Assistant Coach
Second Season