



INDIANA BASEBALL

13 1G | |

129TH SEASON || 114 MLB DRAFT PICKS || 22 ALL-AMERICANS || 11 BIG TEN CHAMPIONSHIPS || 9 NCAA TOURNAMENT APPEARANCES

2023 Schedule & Results

February (4-4)			
17	at --/22 Auburn	SEC Network+	L, 4-8
18	at --/22 Auburn	SEC Network+	L, 1-6
19	at --/22 Auburn	SEC Network+	W, 11-2
21	MIAMI (OHIO)	B1G+	W, 13-5
24	at Texas	Longhorn Network	L, 2-4
25	at Texas	Longhorn Network	L, 2-5
26	at Texas	Longhorn Network	W, 4-2
28	BUTLER	B1G+	W, 13-2
March (14-3)			
LeClair Classic (Greenville, N.C.; Clark-LeClair Stadium)			
3	at 9/20 East Carolina	ESPN+	L, 4-17
4	vs. Georgetown	--	W, 4-3
5	vs. Long Beach State	--	L, 4-10
8	PURDUE FORT WAYNE	B1G+	W, 15-1
9	BELLARMINE	B1G+	W, 5-3
10	BELLARMINE	B1G+	W, 9-7
11	BELLARMINE	B1G+	W, 13-3
12	BELLARMINE	B1G+	W, 3-2
14	at Kentucky	SEC Network+	L, 2-12 (7)
15	MOREHEAD STATE	B1G+	W, 6-5 (10)
16	MOREHEAD STATE	B1G+	W, 23-5
17	MOREHEAD STATE	B1G+	W, 5-4
21	INDIANA STATE	B1G+	W, 15-5
25	OHIO STATE	B1G+	W, 14-6
26	OHIO STATE-1	B1G+	W, 9-6
	OHIO STATE-2	B1G+	W, 7-5
28	KENT STATE	B1G+	W, 4-3
31	at Penn State	B1G+	6 p.m.
April (0-0)			
1	at Penn State	B1G+	1 p.m.
2	at Penn State	B1G+	Noon
4	at Indiana State	--	6 p.m.
7	IOWA	B1G+	7 p.m.
8	IOWA	BTN	2 p.m.
9	IOWA	B1G+	1 p.m.
11	BALL STATE	B1G+	3 p.m.
14	at Illinois	BTN	7 p.m.
15	at Illinois	B1G+	4 p.m.
16	at Illinois	B1G+	2 p.m.
18	LOUISVILLE	ESPNU	6 p.m.
19	at Cincinnati	ESPN+	6 p.m.
21	OHIO	B1G+	6 p.m.
22	OHIO	B1G+	1 p.m.
23	OHIO	B1G+	Noon
25	at Ball State	--	3 p.m.
28	MARYLAND	B1G+	6 p.m.
29	MARYLAND	B1G+	1 p.m.
30	MARYLAND	B1G+	Noon
May (0-0)			
5	at Northwestern	B1G+	6 p.m.
6	at Northwestern	B1G+	1 p.m.
7	at Northwestern	B1G+	Noon
9	SOUTHERN INDIANA	B1G+	6 p.m.
12	PURDUE	B1G+	6 p.m.
13	PURDUE	B1G+	1 p.m.
14	PURDUE	B1G+	Noon
16	EVANSVILLE	BTN	6 p.m.
18	at Michigan State	B1G+	6 p.m.
19	at Michigan State	B1G+	6 p.m.
20	at Michigan State	B1G+	1 p.m.

Big Ten Tournament (Omaha, Neb.; Charles Schwab Field)
24-28 Top Eight Seeds --

All times eastern and subject to change

HOME GAMES IN BOLD CAPS | * - Big Ten Conference game

Rankings listed D1 Baseball/Baseball America

Indiana

Record (B1G): 18-7 (3-0)
H/A/N: 15-0 / 2-6 / 1-1
Streak: Won 8

Head Coach: Jeff Mercer
Record at IU (Yrs.): 117-86 (5th)
Career Record (Yrs): 194-124 (7th)

Batting Average: .300
Runs Per-Game: 7.7
Hits Per-Game: 10.2
Slugging Percentage: .463

ERA: 4.60
K's/BB Ratio: 2.25/1
Batting Average Against: .244

First Year of Baseball: 1895 (129th season)
Program Record: 2,413-1,879-24 (.562)

Penn State

Record (B1G): 13-8 (0-3)
H/A/N: 4-0 / 1-6 / 8-2
Streak: W1

Head Coach: Rob Cooper
Record at PSU (Yrs.): 186-253 (10th)
Career Record (Yrs): 472-483 (19th)

Batting Average: .297
Runs Per-Game: 7.3
Hits Per-Game: 10.6
Slugging Percentage: .465

ERA: 4.82
K's/BB Ratio: 1.70/1
Batting Average Against: .252

The Rotation

Friday, March 31, 2023

IU: TBA
PSU: Daniel Ouderkirk RHP, Gr. 1-1, 5.06 ERA

Saturday, April 1, 2023

IU: Luke Sinnard, RHP, So. 3-0, 3.82 ERA
PSU: TBA

Sunday, April 2, 2023

IU: TBA
PSU: TBA

Gameday Information

Indiana at Penn State

Medlar Field at Lubrano Park (University Park, Pa.)

	Friday	Saturday	Sunday
First Pitch:	6 p.m. ET	1 p.m. ET	Noon ET
TV:	--	--	--
Internet Stream:	B1G+	B1G+	B1G+
Radio:	Indiana Hoosiers Sports Network	Indiana Hoosiers Sports Network	Indiana Hoosiers Sports Network
Audio Stream:	IUHoosiers.com/audio	IUHoosiers.com/audio	IUHoosiers.com/audio

Quick Hitter

- Indiana and Penn State will meet in Happy Valley for the first time since 2015. The two teams have met 87 previous times, with Indiana owning a slim two-game lead in the all-time series.
MORE ON PAGE 3
- The Hoosiers have won 16 straight games at home, including a 15-game winning streak in 2023. It marks the longest home winning streak in Bart Kaufman Field history and the second-longest streak in program history.
MORE ON PAGE 3
- Sophomore **Carter Mathison** has played in 84 career games and has 75 career RBIs over that span to go along with 22 home runs.
MORE ON PAGE 7
- Sophomore **Luke Sinnard** struck out 13 Morehead State batters on March 17 to earn his third win of the season and earn national honors for his outing.
MORE ON PAGE 8

- Senior **Hunter Jessee** carried a 34-game reached base streak between the 2022 and 2023 seasons, which marked a career long for the left-handed hitter and the second longest such streak since at least 2005.
MORE ON PAGE 7
- Senior **Phillip Glasser** enters the weekend with a 25-game reached base and has 15 multi-hit games in that span.
MORE ON PAGE 6
- Glasser is also among the top-50 active hitters in a bevy of categories, including No. 4 with 234 career hits.
MORE ON PAGE 6
- After its first Big Ten series sweep since 2021, sophomore **Brock Tibbitts** and freshman **Devin Taylor** were honored by the Big Ten with Player and Co-Freshman of the Week accolades, respectively.
MORE ON PAGE 8
- Head coach **Jeff Mercer** became the eighth IU skipper to reach 100 victories in the cream and crimson with a series finale win at Auburn on February 19, 2023.
FULL BIO ON PAGE 18

What's Inside

P2	Roster & Quick Facts	P6-9	Positional Notes	P12-15	Statistics
P3	Team Notes	6	Infield	16	National Rankings
	Inside the Series/Pitching Rotation	7	Outfield	P17	Bullpen Tracker
P4	Big Ten Update/Hitting Streaks	8	On the Mound	P18	Head coach Jeff Mercer
	Career Situational Statistics	9	Catcher	P19	Media Roster
P5	Indiana When.../How It Was Won	P10-11	The Last Time...		
		10	Going Yard		
		11	Exit Velocity		



2021 Roster

Numerical

#	Name	Pos.	B/T	Ht.	Wt.	Cl.	Hometown/High School (Previous School)
1	Phillip Glasser	IF	L/R	6-0	195	Sr.+	Tallmadge, Ohio/Tallmadge (Youngstown State)
2	Luke Hayden	RHP	R/R	6-1	200	So.	Bloomington, Ind./Edgewood
3	Carter Mathison	OF	L/L	6-1	210	So.	Fort Wayne, Ind./Homestead Senior
4	Hunter Jessee	OF	L/L	6-0	195	Sr.	South Lebanon, Ohio/Kings
5	Devin Taylor	OF	L/R	6-1	210	Fr.	Cincinnati, Ohio/LaSalle
6	Peter Serruto	C	R/R	6-1	205	Sr.+	Short Hills, N.J./Millburn (Rutgers)
7	Ethan Vecrumba	OF	L/R	6-4	225	Sr.	Bloomington, Ind./Edgewood
8	Tyler Cerny	IF	R/R	6-2	185	Fr.	Greenwood, Ind./Center Grove
9	Brock Tibbitts	C	R/R	6-4	220	So.	New Albany, Ohio/New Albany
10	Morgan Colopy	OF	R/R	6-1	230	R-Jr.	Centerville, Ohio/Centerville
11	Jorge De Goti	IF	R/R	6-1	185	So.	Miami, Fla./Belen Jesuit Prep (Florida)
12	Craig Yoho	RHP	R/R	6-3	225	R-Sr.	Fishers, Ind./Fishers (Houston)
14	Connor Foley	RHP	R/R	6-5	235	Fr.	Jasper, Ind./Jasper
15	Austin Bode	C	L/R	6-0	200	So.	Columbus, Ind./Columbus North (Louisville)
16	Bobby Whalen	OF	R/R	6-0	185	R-Jr.	Camp Hill, Pa./Cedar Cliff (Louisville)
18	Grant Holderfield	LHP	L/L	6-2	215	So.	Oak Park, Ill./Oak Park & River Forest
19	Evan Goforth	IF	R/R	6-2	195	So.	Greenville, Ind./Floyd Central
23	Joey Brenczewski	IF	S/R	6-3	195	Fr.	Fishers, Ind./Fishers
27	Brooks Ey	RHP	R/R	6-2	215	Jr.	Philadelphia, Pa./Central (Fordham)
28	Sam Murrison	OF	R/R	5-11	175	Jr.	Boca Raton, Fla./American Heritage
29	Ryan Kraft	LHP	L/L	6-4	220	So.	Mokena, Ill./Lincoln-Way Central
30	Seti Manase	RHP	R/R	6-4	250	Jr.	Puyallup, Washington/Graham Kapowsin (Tacoma C.C.)
31	Evan Whiteaker	RHP	R/R	6-4	195	Fr.	West Chester, Ohio/Lakota East
32	Josh Pyne	IF	R/R	6-1	190	So.	Bloomfield, Ind./Linton-Stockton
33	AJ Shepard	C	R/R	6-0	215	Fr.	Manassas, Va./Patriot
34	Gabe Levy	RHP	L/R	6-0	200	Gr.+	Seattle, Wash./Ingraham (Davidson)
35	Matthew Ellis	C	L/R	6-4	245	R-Sr.	Waddy, Ky./Shelby County (Walters State C.C.)
36	Riley Langerman	C	R/R	6-1	180	Sr.+	Parker, Colo./Chaparral (Maryland)
37	Luke Sinnard	RHP	R/R	6-8	250	So.	Hendersonville, Tenn./Beech (Western Kentucky)
38	Cooper Katskee	RHP	R/R	6-4	220	Fr.	Greenwood Village, Colo./Cherry Creek
39	Nathan Ball	LHP	L/L	6-3	205	Sr.	Perrysburg, Ohio/Perrysburg (Youngstown State)
40	Ethan Phillips	RHP	S/R	6-0	190	Fr.	Dunedin, Fla./Calvary Christian
41	Ty Bothwell	LHP	L/L	5-10	195	R-Sr.	Hebron, Ind./Boone Grove
42	Ben Seiler	LHP	R/L	6-6	250	Sr.+	Albany, N.Y./The Albany Academy (Siena)
43	Adrian Vega	RHP	R/R	6-0	205	So.	Miramar, Fla./ Archbishop McCarthy (Butler)
44	Cooper Hellman	RHP	R/R	6-4	185	So	Goshen, Ky./North Oldham (Western Kentucky)
45	Aydan Decker-Petty	RHP	R/R	6-5	195	Fr.	New Castle, Ind./New Castle
51	Brayden Risedorph	RHP	R/R	6-3	220	Fr.	Kendallville, Ind./East Noble
55	Wes Burton	RHP	R/R	6-8	215	Gr.	Santa Monica, Calif./Windward School (Ole Miss)
22	Jeff Mercer - Head Coach (Fifth Season at Indiana, Seventh Overall; Wright State, 2009)						
24	Derek Simmons - Assistant Coach/Recruiting Coordinator (Fourth Season; Georgia State, 2009)						
25	Dustin Glant - Assistant Coach (Second Season; Purdue, 2003)						
13	Zach Weatherford - Volunteer Assistant Coach (Second Season; Wright State, 2019)						

NOTE: IU Athletics advanced players eligibility forward as normal in 2020-21. Any extra seasons of eligibility awarded due to COVID-19 will be recognized following a player's regular senior season. A "+" will be added to indicate the extra season.

Alphabetical

#	Name	Pos.	B/T	Ht.	Wt.	Cl.
39	Ball, Nathan	LHP	L/L	6-3	205	Sr.
15	Bode, Austin	C	L/R	6-0	200	So.
41	Bothwell, Ty	LHP	L/L	5-10	195	R-Sr.
23	Brenczewski, Joey	IF	S/R	6-3	195	Fr.
55	Burton, Wes	RHP	R/R	6-8	215	Gr.
8	Cerny, Tyler	IF	R/R	6-2	185	Fr.
10	Colopy, Morgan	OF	R/R	6-1	230	R-Jr.
11	De Goti, Jorge	IF	R/R	6-1	185	So.
45	Decker-Petty, Aydan	RHP	R/R	6-5	195	Fr.
35	Ellis, Matthew	C	L/R	6-4	245	R-Sr.
27	Ey, Brooks	RHP	R/R	6-2	215	Jr.
14	Foley, Connor	RHP	R/R	6-5	235	Fr.
25	Glant, Dustin	Assistant Coach				
1	Glasser, Phillip	IF	L/R	6-0	195	Sr.+
19	Goforth, Evan	IF	R/R	6-2	195	So.
2	Hayden, Luke	RHP	R/R	6-1	200	So.
44	Hellman, Cooper	RHP	R/R	6-4	185	So
18	Holderfield, Grant	LHP	L/L	6-2	215	So.
4	Jessee, Hunter	OF	L/L	6-0	195	Sr.
38	Katskee, Cooper	RHP	R/R	6-4	220	Fr.
29	Kraft, Ryan	LHP	L/L	6-4	220	So.
36	Langerman, Riley	C	R/R	6-1	180	Sr.+
34	Levy, Gabe	RHP	L/R	6-0	200	Gr.+
30	Manase, Seti	RHP	R/R	6-4	250	Jr.
3	Mathison, Carter	OF	L/L	6-1	210	So.
22	Mercer, Jeff	Head Coach				
28	Murrison, Sam	OF	R/R	5-11	175	Jr.
40	Phillips, Ethan	RHP	S/R	6-0	190	Fr.
32	Pyne, Josh	IF	R/R	6-1	190	So.
51	Risedorph, Brayden	RHP	R/R	6-3	220	Fr.
42	Seiler, Ben	LHP	R/L	6-6	250	Sr.+
6	Serruto, Peter	C	R/R	6-1	205	Sr.+
33	Shepard, AJ	C	R/R	6-0	215	Fr.
24	Simmons, Derek	Assistant Coach				
37	Sinnard, Luke	RHP	R/R	6-8	250	So.
5	Taylor, Devin	OF	L/R	6-1	210	Fr.
9	Tibbitts, Brock	C	R/R	6-4	220	So.
7	Vecrumba, Ethan	OF	L/R	6-4	225	Sr.
43	Vega, Adrian	RHP	R/R	6-0	205	So.
13	Weatherford, Zach	Assistant Coach				
16	Whalen, Bobby	OF	R/R	6-0	185	R-Jr.
31	Whiteaker, Evan	RHP	R/R	6-4	195	Fr.
12	Yoho, Craig	RHP	R/R	6-3	225	R-Sr.

Program Quick Facts

School Information	
Location	Bloomington, Indiana
Population	85,071
Founded	1820
Enrollment	48,514
Nickname	Hoosiers
Colors	Cream and Crimson
Conference	Big Ten
University President	Pamela Whitten
Athletics Director	Scott Dolson
Faculty Athletics Representative	Dr. Kurt Zorn
Bart Kaufman Field	
Opened	March 20, 2013
	<i>Miami (Ohio); W, 15-1</i>
Record	178-57-1 (.756)
Capacity	4,000
Dimensions	330-370-400-380-340
Attendance Record	4,312
	<i>Stanford; 5/31/14 (NCAA Super Regional)</i>
Regular Season Attendance Record	3,862
	<i>Purdue; 5/4/14</i>

2022 Team Information

Overall Record	27-32
<i>Home/Road/Neutral Site</i>	<i>15-9/8-19/4-4</i>
Big Ten Record (Finish)	10-14 (7-8th)
Position Starters Returning/Lost (25-plus starts)	7/1
Pitchers Returning/Lost (10-plus appearances)	4/6
Letterwinners Returning/Lost	16/16
Newcomers	23 (11 freshmen, 12 transfers)
Program Information	
First Year of Baseball	1895 (129th season)
First Year in Big Ten	1899
All-Time Record (Win %)	2,413-1,879-24 (.562)
All-Time Big Ten Record (Win %)	846-1,012-8 (.456)
<i>Big Ten Championships (Last)</i>	<i>7 (2019)</i>
Big Ten Tournaments (Last)	17 (2022)
<i>Big Ten Tournament Record (Win %)</i>	<i>30-28 (.517)</i>
<i>Big Ten Tournament Championships (Last)</i>	<i>4 (2014)</i>
NCAA Tournaments (Last)	9 (2019)
NCAA Super Regionals (Last)	1 (2013)
College World Series (Last)	1 (2013)

Pronunciation Guide

Joey Brenczewski	Brin-CHESS-key
Tyler Cerny	Sir-knee
Morgan Colopy	coll-uh-P
Jorge De Goti	hor-hey duh GOAT-ee
Brooks Ey	eye
Seti Manase	set-ee Muh-nahh-say
Carter Mathison	math-uh-sun
Josh Pyne	pine
Brayden Risedorph	rise-dorf
Ben Seiler	S-eye-lur
Peter Serruto	suh-rue-toe
Luke Sinnard	Sinn-nard
Ethan Vecrumba	vuh-crum-buh
Adrian Vega	Vay-guh
Bobby Whalen	way-lin
Evan Whiteaker	white-ache-er
Craig Yoho	yo-hoh

Team Notes

10 Years at The Bart

- The 2023 season marks the 10th season of Bart Kaufman Field, with the program playing the prior 62 years at Sembower Field.
- In 10 seasons at Bart Kaufman Field, Indiana has 178 victories and a .756 winning percentage.
- Over the first nine seasons, IU has reached at least 14 home wins in each of them - minus the 2020 COVID shortened season.
- The 2018 and 2019 teams each went 21-5 at home to tie for the most wins in a single season at the venue, while the current 16-game winning streak is the longest home winning streak in venue history.

The Bart Record Books

- On Thursday, March 16, 2023, Indiana won a dominating 23-5 contest against Morehead State in which it posted five home runs, 20 hits and 22 RBIs.
- It marked the fifth time in Bart Kaufman Field history that Indiana scored at least 20 runs in a game and only the 46th time IU reached the 20-run mark at home since 1900.
- The five home runs, 22 RBIs and 23 runs scored are all tied for No. 2 on the Bart Kaufman Field record books.

Long Ball Launching

- With 73 home runs, Indiana finished the season ranked No. 6 on the single season charts in 2022.
- The 2022 edition was the 11th in program history to reach 60 home runs and the sixth to eclipse 70 homers.
- The Hoosiers had multiple hitters with double-digit home runs for the 19th time in program history.
- Mathison set the standard for freshmen home runs at IU with his 15th blast of the season at Michigan and finished with 19 for the season.

	HR	Year
1.	95	2019
2.	85	2010
3.	82	1992
4.	81	1985
5.	75	2017
6.	73	2022
7.	68	2018
8.	67	1986 & 1999
10.	61	1991 & 2009

Seven is a Winning Number

- Since **Jeff Mercer** took over the program in 2019, Indiana's magic number has been seven runs. Over his five seasons, Indiana has scored seven-or-more runs on 94 occasions.
- In those 94 games, IU owns a 78-16 (.830) record, including 27 straight victories between 2020-22.
- The 2020 team went 5-0 during the COVID-19 shorten campaign and 15-0 during the 2021 season, before seven-straight wins to start 2022.
- Overall in 2022, Indiana was 21-12 in games which it scored seven-or-more runs.
- Indiana has started the 2023 season a perfect 11-0 when reaching the seven-run threshold.

Weekly Awards

- Indiana has won a trio of Big Ten weekly honors and one national weekly award during the 2023 campaign.
- Sophomore right-handed pitcher **Luke Sinnard** fanned 13 Morehead State batters on his way to six innings of work in a win on the mound to garner a spot on the Collegiate Baseball Newspaper National Player of the Week Honor Roll (March 20).
- In the same week, **Devin Taylor** won his first of two Big Ten Freshman of the Week awards, hitting .467 with a 1.712 OPS for the week. He reached base at least three times in all three games with four of seven hits going for extra bases.
- He followed that with at least one hit in each game and his reached base streak to 13 straight. He hit .385 with five runs scored and a team-best eight RBIs in four starts in the outfield.
- Sophomore **Brock Tibbitts** earned Big Ten Player of the Week after he hit .500 with a 1.339 OPS. He logged seven RBIs and eight runs scored with at least one run scored in each game and at least one RBI in three of the four games on the week.

MLB Opening Day

- With Major League Baseball kicking off its season on Thursday (March 30), Indiana had three alums on the active roster, which was the most in the Big Ten.
- Veteran **Kyle Schwarber** (Phillies) and third-year big leaguer **Scott Effross** (Yankees) joined rookie **Tim Herrin** (Guardians) on active rosters.
- Two-time All-Star and World Series champion, Schwarber begins his ninth MLB season after leading the National League in home runs in 2022.
- Effross will most likely begin the season on the injured list after having Tommy John surgery before the 2022 postseason.
- Herrin made the Guardians roster out of Spring Training after posting seven scoreless appearances in 11 outings.
- In all, 33 Hoosiers have appeared in Major League Baseball with five winning World Series titles and four earning All-Star selections.

B1G Preseason Notes

- The Big Ten Conference announced on Thursday (Feb. 16) its preseason poll and Players to Watch for each team in the conference.
- For Indiana, redshirt senior **Matthew Ellis**, senior **Phillip Glasser** and sophomore **Carter Mathison** were tabbed to the Players to Watch list.
- As a team, Indiana was picked sixth in the preseason poll by the conference coaches. Each coach voted for the top six teams, which could include their own.
- The coaches voted the top six in the conference as follows:

	Team	2022 Finish
1.	Maryland	1st
2.	Rutgers	T-2nd
3.	Iowa	T-2nd
4.	Illinois	T-2nd
5.	Nebraska	T-8th
6.	Indiana	T-8th

Inside The Series

Scouting The Opponent

- Penn State enters the weekend with a 13-8 overall record, but sit 0-3 in the Big Ten after getting swept last weekend at Michigan.
- The Nittany Lions are 4-0 at home and 8-2 in neutral site games, but just 1-6 in true road games on the season. One of the four home wins came on Tuesday night against Pitt, 16-8.
- Five of their everyday starters are hitting over .300 on the season, led by Thomas Bramley's .325 average to go along with a .469 on-base percentage (19 walks).
- Eight hitters have reached double-digits in RBIs and seven own double-digit runs scored. Jay Harry leads the team with 19 RBIs, while Kyle Hannon has a team-best 23 runs scored.
- Travis Luensmann owns a 4-1 record in six appearances - four starts - and a 3.49 ERA. He owns a .194 batting average against with 26 strikeouts, but has walked 20 and hit seven batters in 28 1/3 innings.

Series Notes

- Indiana and Penn State have met 87 times in program history, with the first coming in 1992, which was Penn State's first season in the Big Ten.
- The all-time series sits at 45-42 in favor of the Hoosiers, and Indiana has won 17 of the last 21 meetings dating back to the 2012 series in Happy Valley. That includes a current six-game winning streak.
- This will be the first trip to Penn State for the Hoosiers since 2015, when the two teams split a pair of games in a rain-shortened series at Medlar Field at Lubrano Park. IU won the opener, 5-4, in 12 innings and PSU took a 13-7 win in the second game of a doubleheader.
- Of the previous 87 meetings, 25 of those have been decided by one run.
- The two teams have also played some high-scoring games, with eight contests topping 20 combined runs. The highest scoring of them all was a 23-17 Indiana win during the 1998 season in Bloomington.
- Penn State head coach Rob Cooper coached Indiana head coach **Jeff Mercer** from 2007-09 at Wright State.

Series History

(since 2009)

Date	Location	Result
4/17/2009	Penn State	L, 7-9
4/18/2009	Penn State	W, 15-1
4/18/2009	Penn State	W, 3-2
3/23/2012	at Penn State	W, 14-2
3/24/2012	at Penn State	L, 3-4
3/25/2012	at Penn State	W, 2-1
3/22/2013	Penn State	W, 9-3
3/23/2013	Penn State	W, 11-3
3/23/2013	Penn State	W, 2-0
5/9/2014	at Penn State	W, 10-0
5/10/2014	at Penn State	W, 8-1
5/11/2014	at Penn State	W, 9-2
3/22/2015	at Penn State	L, 7-13
3/22/2015	at Penn State	W, 5-4
5/12/2017	Penn State	L, 2-5
5/13/2017	Penn State	W, 5-2
5/14/2017	Penn State	W, 10-2
4/5/2019	Penn State	L, 0-3
4/6/2019	Penn State	W, 5-3
4/6/2019	Penn State	W, 3-2
3/13/2021	Penn State	W, 7-2 (7)
3/13/2021	Penn State	W, 8-0
3/14/2021	Penn State	W, 6-5 (7)
3/14/2021	Penn State	W, 2-1



Hitting Totals/Streaks

MULTI-HIT GAMES	2	3	4	5+	'23	Career
Glasser, Phillip	11	1	2	1	15	*76
Tibbitts, Brock	5	4	--	--	9	22
Whalen, Bobby	7	--	--	--	7	26
Cerny, Tyler	4	3	--	--	7	7
Mathison, Carter	4	2	--	--	6	21
Pyne, Josh	3	3	--	--	6	28
Taylor, Devin	2	2	1	--	5	5
Jessee, Hunter	2	2	1	--	5	25
Ellis, Matthew	3	--	1	--	4	18
Serruto, Peter	--	1	--	--	1	*12
Colopy, Morgan	1	--	--	--	1	15
--						
Goforth, Evan	--	--	--	--	--	3
Murrison, Samuel	--	--	--	--	--	6
TEAM	42	18	5	1	66	

MULTI-RBI GAMES	2	3	4	5+	'23	Career
Tibbitts, Brock	4	2	1	--	7	19
Taylor, Devin	3	2	--	--	5	5
Glasser, Phillip	4	--	--	1	5	*26
Ellis, Matthew	2	--	1	1	4	20
Jessee, Hunter	2	1	1	--	4	12
Pyne, Josh	1	2	1	--	4	20
Whalen, Bobby	2	2	--	--	4	12
Colopy, Morgan	2	1	--	--	3	9
Mathison, Carter	1	1	1	--	3	20
Cerny, Tyler	2	--	1	--	3	3
Serruto, Peter	1	--	--	--	1	*8
--						
Goforth, Evan	--	--	--	--	--	1
Murrison, Samuel	--	--	--	--	--	2
TEAM	24	11	6	2	43	

HITTING STREAKS	Current	'23 Long	Career
Glasser, Phillip	1	12	12
Cerny, Tyler	1	10	10
Pyne, Josh	8	8	15
Whalen, Bobby	7	7	8
Tibbitts, Brock	1	6	8
Jessee, Hunter	4	6	8
Taylor, Devin	--	5	5
Ellis, Matthew	4	4	8
Mathison, Carter	--	3	11
Serruto, Peter	--	3	5 (3x)
De Goti, Jorge	2	2	2
Colopy, Morgan	--	2	9
Gofroth, Evan	--	1	3
Vecrumba, Ethan	--	1	3
--			
Murrison, Samuel	--	--	6

REACHED BASED	Current	'23 Long	Career
Glasser, Phillip	25	25	25
Pyne, Josh	15	15	29
Jessee, Hunter	4	15	^34
Taylor, Devin	14	14	14
Cerny, Tyler	12	12	12
Mathison, Carter	--	10	26
Ellis, Matthew	10	10	12
Whalen, Bobby	7	9	15
Tibbitts, Brock	8	9	15
Serruto, Peter	1	7	*10
De Goti, Jorge	2	2	2
Colopy, Morgan	--	2 (2x)	11
Goforth, Evan	2	2 (2x)	9
Murrison, Samuel	--	1	8
Vecrumba, Ethan	1	1	3 (3x)

* - Includes totals from previous school
^ - Streak spanned 2022 & 2023 seasons

Big Ten Update

Standings

	B1G	Pct.	H	A	GB	Overall	Pct.	H	A	N	L10	Streak	RPI
1. Indiana	3-0	1.000	3-0	--	--	18-7	.720	15-0	2-6	1-1	9-1	W8	27
Michigan	3-0	1.000	3-0	--	--	13-11	.542	6-3	3-3	4-5	8-2	W4	69
3. Michigan State	2-1	.667	2-1	--	1.0	14-8	.636	3-1	6-4	5-3	9-1	W3	59
Nebraska	2-1	.667	2-1	--	1.0	14-8-1	.630	7-2	3-4-1	4-2	6-4	W1	125
5. Illinois	1-2	.333	--	1-2	2.0	11-10	.524	1-1	6-7	4-2	5-5	L1	33
Purdue	1-2	.333	--	1-2	2.0	10-13	.435	1-1	1-8	8-4	2-8	L3	215
7. Iowa	--	--	--	--	1.5	19-4	.826	9-0	2-3	8-1	9-1	L1	56
Maryland	--	--	--	--	1.5	15-9	.625	9-2	6-4	0-3	8-2	W3	84
Rutgers	--	--	--	--	1.5	13-11	.542	4-0	8-9	1-2	6-4	W1	31
Minnesota	--	--	--	--	1.5	5-19	.208	3-8	2-4	0-7	3-7	W1	248
Northwestern	--	--	--	--	1.5	2-17	.105	1-0	1-15	0-2	2-8	W1	286
12. Penn State	0-3	--	--	0-3	3.0	13-8	.619	4-0	1-6	8-2	6-4	W1	129
Ohio State	0-3	--	--	0-3	3.0	12-11	.522	3-2	4-5	5-4	5-5	L5	75

RPI via stats.ncaa.com

Schedule/Results

all times eastern

Tuesday, March 28

at Maryland 10, Georgetown 7
at Michigan 6, Central Michigan 5
at Northwestern 15, Northern Illinois 11
at Indiana State 8, Purdue 2
at Penn State 16, Pitt 8
at Indiana 4, Kent State 3
Xavier 8, at Ohio State 1
at Illinois State 5, Iowa 3
at Nebraska 4, North Dakota State 1
Missouri 6, vs, Illinois 5
Michigan State 8, at Western Michigan 6

Wednesday, March 29

at Rutgers 9, NJIT 7

Friday, March 31

Michigan State at Rutgers 3 p.m.
Maryland at Iowa 4:30 p.m.
Minnesota at Ohio State 6 p.m.
Indiana at Penn State 6 p.m.
Northwestern at Purdue 6 p.m.
Michigan at Illinois 7 p.m.

Saturday, April 1

Indiana at Penn State 1 p.m.
Nebraska vs. Texas A&M - Corpus Christi 2 p.m.
Minnesota at Ohio State 2 p.m.
Northwestern at Purdue 2 p.m.
Michigan at Illinois 2 p.m.
Michigan State at Rutgers 2 p.m.
Maryland at Iowa 3 p.m.
Nebraska at Abilene Christian 6 p.m.

Sunday, April 2

Indiana at Penn State 12 p.m.
Northwestern at Purdue 1 p.m.
Michigan State at Rutgers 1 p.m.
Maryland at Iowa 1 p.m.
Minnesota at Ohio State 1 p.m.
Michigan at Illinois 3:30 p.m.

Career Situational Statistics

* - Includes Totals from Previous School

Runners On Base (H-AB)

Name	'20	'21	'22	'23	Total	Avg.
Cerny, Tyler	xx	xx	xx	15-43	15-43	.349
Colopy, Morgan	xx	16-62	5-34	5-22	26-118	.220
Ellis, Matthew	xx	xx	34-117	13-38	47-155	.303
Glasser, Phillip *	10-19	19-64	29-88	19-42	99-287	.345
Goforth, Evan	xx	xx	8-24	0-8	8-32	.250
De Goti, Jorge *	xx	xx	0-2	1-3	1-5	.200
Jessee, Hunter	6-23	5-23	32-84	13-48	56-178	.315
Langerman, Riley	xx	--	--	0-1	0-1	.000
Mathison, Carter	xx	xx	33-108	11-50	44-158	.278
Murrison, Samuel	xx	6-18	5-39	0-3	11-60	.183
Pyne, Josh	xx	xx	44-127	18-61	62-188	.330
Serruto, Peter *	5-22	8-37	4-43	4-18	21-120	.175
Taylor, Devin	xx	xx	xx	9-25	9-25	.360
Tibbitts, Brock	xx	xx	32-107	19-51	65-215	.302
Vecrumba, Ethan	2-15	4-12	0-2	1-5	7-34	.206
Whalen, Bobby	xx	1-10	35-111	17-49	53-170	.312
TOTAL					524-1,789	.293

Runners in Scoring Position (H-AB)

Name	'20	'21	'22	'23	Total	Avg.
Cerny, Tyler	xx	xx	xx	9-32	9-32	.281
Colopy, Morgan	xx	10-44	3-21	5-15	18-80	.225
Ellis, Matthew	xx	xx	26-83	9-25	35-108	.324
Glasser, Phillip *	4-11	11-48	13-50	13-28	58-157	.369
Goforth, Evan	xx	xx	6-15	0-4	6-19	.316
De Goti, Jorge	xx	xx	0-1	1-2	1-3	.333
Jessee, Hunter	1-2	3-13	15-49	5-31	24-95	.253
Langerman, Riley	xx	1-3	1-6	0-1	2-10	.200
Mathison, Carter	xx	xx	21-73	4-27	25-100	.250
Murrison, Samuel	xx	1-8	3-25	--	4-33	.121
Pyne, Josh	xx	xx	33-84	8-36	41-120	.342
Serruto, Peter *	4-17	3-27	0-27	2-12	18-109	.165
Taylor, Devin	xx	xx	xx	7-18	7-18	.389
Tibbitts, Brock	xx	xx	19-70	14-35	33-105	.314
Vecrumba, Ethan	3-4	3-9	--	0-2	6-15	.400
Whalen, Bobby	xx	1-4	23-75	8-30	32-109	.294
TOTAL					319-1,113	.287

NOTE: xx = non-Division I season (HS/JUCO) | -- = No at-bats in category

@IndianaBase | #IUBase

How It Was Won

(* - Walk-off hit)

Below is a chart representing how the eventual game-winning run was recorded for Indiana in 2023.

Gm	Opponent	Final	Player	Inn.	Outs	Play	Score at Time
1	at Auburn	4-8	--				
2	at Auburn	1-6	--				
3	at Auburn	11-2	Mathison, Carter	1	--	Grand Slam	0-0
4	Miami (Ohio)	13-5	Cerny, Tyler	3	2	RBI Single	5-1
5	at Texas	2-4	--				
6	at Texas	2-5	--				
7	at Texas	4-2	Tibbitts, Brock	4	2	2RBI Double	2-2
8	Butler	13-2	Mathsion, Carter	1	--	RBI Double	2-0
9	at East Carolina	4-17	--				
10	vs. Georgetown	4-3	Glasser, Phillip	7	1	RBI Fielder's Choice	3-3
11	vs. Long Beach State	4-10	--				
12	Purdue Fort Wayne	15-1	Glasser, Phillip	1	2	Scored on Error	1-0
13	Bellarmino	5-3	Whalen, Bobby	8	1	2RBI Double	2-3
14	Bellarmino	9-7	Colopy, Morgan	5	1	2RBI Single	6-7
15	Bellarmino	13-3	Cerny, Tyler	3	--	RBI Single	3-2
16	Bellarmino	3-2	Cerny, Tyler	7	2	Scored on Error	2-0
17	at Kentucky	2-12 (7)	--				
18	Morehead State *	6-5	Tibbitts, Brock	(10)	--	RBI Single	5-5
19	Morehead State	23-5	Ellis, Matthew	2	2	3RBI Double	5-0
20	Morehead State *	5-4	Whalen, Bobby	9	2	RBI Single	4-4
21	Indiana State	15-5	Cerny, Tyler	7	1	2RBI Single	5-4
22	Ohio State	14-6	Taylor, Devin	4	1	2RBI Single	5-6
23	Ohio State	9-6	Ellis, Matthew	7	--	3-Run Home Run	5-6
24	Ohio State	7-5	Pyne, Josh	5	--	2RBI Double	4-1
25	Kent State	4-3	Cerny, Tyler	7	2	RBI Single	3-1

Indiana When...

	'21	'22	'23
Overall	26-18	27-32	18-7
vs. Top-10 Teams	--	1-4	0-1
vs. Top-25 Teams	--	--	0-1
Non-Conference	--	17-18	15-7
Big Ten	26-18	10-14	3-0
At Home	14-6	15-9	15-0
On the Road	10-10	8-19	2-6
At Neutral Sites	2-2	4-4	1-1
In Day Games	23-17	17-20	16-6
In Night Games	3-1	10-12	2-1
vs. Teams .500 Or Better	14-15	14-22	10-4
vs. Teams Worse Than .500	12-3	13-10	9-2
vs. Left-Handed Starter	9-9	10-6	7-1
vs. Right-Handed Starter	17-9	17-26	11-6
When Starter Receives Decision	17-13	12-18	10-5
When Reliever Receives Decision	9-5	15-14	8-2
When Starter Goes 5+ Innings	20-7	13-7	6-1
When Starter Goes <5 Innings	6-11	14-25	12-6
When Scoring First	20-3	17-12	11-1
When Opponent Scores First	6-15	10-20	7-6
When Leading After 6 Innings	22-2	20-5	15-0
When Trailing After 6 Innings	2-13	6-26	1-6
When Tied After 6 Innings	2-3	1-1	2-1
When Leading After 8 Innings	22-1	24-2	17-0
When Trailing After 8 Innings	1-13	2-26	1-6
When Tied After 8 Innings	1-3	1-2	--
In One-Run Games	4-7	6-8	5-0
In Two-Run Games	5-2	4-7	4-1
In 5+ Run Games	13-3	15-12	8-4
Weekend Series W-L-T	7-3-0	6-7-0	3-2-0
Series Sweeps/Times Swept	2/1	-/4	3/-
Scoring 0-2 Runs	3-10	0-10	0-4
Scoring 3-5 Runs	6-7	2-8	6-3
Scoring 6-9 Runs	12-1	12-9	4-0
Scoring 10+ Runs	5-0	13-5	8-0
Shutouts/Times Shut Out	4/1	3/4	-/-
In Extra Innings	1-2	1-2	1-0
Opponent Scores 5 Runs Or Less	22-7	18-4	17-2
Opponent Scores 6 Runs Or More	4-11	9-28	1-5
Out-Hitting Opponent	24-5	19-10	15-0
Out-Hit by Opponent	1-10	6-20	2-7
Hits Are Equal	1-3	2-2	1-0
Hitting A Home Run	16-8	19-19	11-2
Opponent Hits A Home Run	10-11	13-22	10-5
Errorless	14-4	9-8	6-3
Committing One Error	7-6	14-10	7-1
Committing 2+ Errors	5-8	4-14	5-3
Opponent is Errorless	8-10	9-13	3-2
Opponent Commits One Error	9-7	3-12	6-5
Opponent Commits 2+ Errors	9-1	15-7	9-0
Game 1 of Weekend	--	4-10	3-3
Game 2 of Weekend	--	7-7	4-2
Game 3 of Weekend	--	5-9	5-1
Monday	1-0	--	--
Tuesday	0-1	6-3	4-1
Wednesday	--	3-0	2-0
Thursday	--	0-3	2-0
Friday	8-5	5-8	2-3
Saturday	8-8	5-8	3-2
Sunday	9-4	8-10	5-1

NOTE: Big Ten played a conference-only schedule in 2021

Career Game-Winning Plays

WO = Walk-off game-winning play

	'20	'21	'22	'23	WO Career			'20	'21	'22	'23	WO Career	
Cerny, Tyler	--	--	--	5	--	5	Pyne, Josh	--	--	6	1	1	7
Colopy, Morgan	--	1	--	1	--	2	Serruto, Peter	--	--	1	--	--	1
Ellis, Matthew	--	--	2	2	--	4	Taylor, Devin	--	--	--	1	--	1
Glasser, Phillip	--	--	1	2	--	3	Tibbitts, Brock	--	--	3	2	1	5
Mathison, Carter	--	--	5	2	--	7	Vecrumba, Ethan	--	1	--	--	--	1
Murrison, Samuel	--	--	1	--	--	1	Whalen, Bobby	--	--	3	2	1	5



Infield

1	Phillip Glasser	L/R	Sr.+	Tallmadge, Ohio
8	Tyler Cerny	R/R	Fr.	Greenwood, Ind.
9	Brock Tibbitts	R/R	So.	New Albany, Ohio

11	Jorge De Goti	R/R	So.	Miami, Fla.
19	Evan Goforth	R/R	So.	Greenville, Ind.
23	Joey Brenzcwski	S/R	Fr.	Fishers, Ind.

32	Josh Pyne	R/R	So.	Bloomfield, Ind.
----	-----------	-----	-----	------------------

- After a standout playing career at Georgia Southern, assistant coach **Derek Simmons** oversees the infield group and assists head coach **Jeff Mercer** with the hitters, while serving as the programs recruiting coordinator.
- Simmons has long been regarded as one of the top recruiters in the NCAA, with a pair of top-25 recruiting class to go along with four other "top classes" per Collegiate Baseball Newspaper.
- Senior **Phillip Glasser** captains the defense from the shortstop position, as he owns 190 career starts - 72 coming at Indiana over the last two seasons - after transferring from Youngstown State.

- The Tallmadge, Ohio, native sits among the NCAA active leaders in seven marquee categories:

Category	Rank	Total
Games Played	30th	190
At-bats	23rd	714
Runs	12th	159
Hits	4th	234
Doubles	30th	45
Total Bases	20th	328
Walks	25th	109

- Over his 72 career games at Indiana, he reached base in 68 games with a hit in 56 of those. In 2023, Glasser has 15 multi-hit games over 25 starts and has reached base safely in every game.
- Glasser started 47 games in 2022 - 45 at shortstop - and missed 12 of 13 games from March 20-May 12 due to injury (finger).
- Sophomore **Josh Pyne** started 56 games at third base and was a consensus second-team Freshman All-American in 2022 after leading the team in hits (74) and doubles (20).
- Just the sixth IU freshman to reach the 70-hit mark, Pyne was the first rookie to lead the team in hits since **Sam Travis** (2012).
- His doubles total tied for No. 8 on the single season list with **Josh Phegley** (20; 2008) and **Kevin Goins** (1991)
- Pyne reached base safely in 52 of 57 games played with a hit in 44 of those games in 2022. His 15-game hitting streak from March 8-April 2, 2022 was the longest streak for an IU hitter since 2014 and tied for the ninth longest single-season streak since at least 2005.

- Along with figuring out college pitching for the first time in 2022, **Brock Tibbitts** also switched positions after being a full-time catcher his entire youth/prep career and went on to earn Freshman All-America honors from Collegiate Baseball Newspaper.
- At the plate, Tibbitts finished No. 12 on Indiana's freshman RBI charts (43) and joined **Carter Mathison** (58) and Pyne (57) as the first IU freshman trio to drive in 40 RBIs in the same season in program history.
- The New Albany, Ohio, native hit nine home runs in 2022 to finish No. 5 on the Indiana freshman charts. He has three home runs so far in 2023 to push his career total to 12.
- In his career, Tibbitts reached base safely in 68 of 84 games played and owns a hit in 56 games.
- Freshmen **Tyler Cerny** has develop quickly into a starter for Indiana, making 16 starts in 18 appearances in his first season on campus.
- Cerny went 1-for-2 with two runs scored and one RBI against Butler. He was on base four times, including three hit-by-pitch, the most by an IU hitter since **Michael Basil** was plunked three times at Michigan State on April 14, 2013.
- He also stole three bases against Butler, the most in a game since **Micah Johnson** swiped four bases against Evansville on March 27, 2011.
- His first home run was a 409-foot blast to center field against Ohio State (3/26) in the first game of a doubleheader in the Hoosiers Big Ten opening series.
- A four-year letterwinner at Center Grove High School, Cerny was rated the No. 8 overall prospect and No. 2 shortstop in Indiana by Perfect Game.
- Following the COVID-19 pandemic year, Cerny missed most of his junior season due to a non-COVID illness, but returned to help his team to a conference championship as a senior.
- Made his collegiate debut in the series finale at Auburn (2/19) as a defensive replacement at second base and started his first collegiate game at second base against Miami (Ohio) (2/21) with his first hit and RBI in that contest.

- Sophomore **Jorge De Goti** (*pronounced duh goat-ee*) transferred from Florida, where he appeared in nine games for the Gators.
- He made his collegiate debut against Georgia Southern (2/26) as a pinch hitter and the next week collected his first collegiate hit against Florida A&M (3/2).
- De Goti debuted for Indiana in a pinch-hit appearance against Texas and collected his first hit.
- Sophomore **Evan Goforth** was a Big Ten All-Freshman Team pick in 2022 after playing in 26 games with 10 starts. his starts came at second base (2), third base (2), shortstop (5) and designated hitter (1).



Outfield

3	Carter Mathison	L/L	So.	Fort Wayne, Ind.	7	Ethan Vecrumba	L/R	Sr.	Bloomington, Ind.	28	Sam Murrison	R/R	Jr.	Boca Raton, Fla.
4	Hunter Jessee	L/L	Sr.	South Lebanon, Ohio	10	Morgan Colopy	R/R	R-Jr.	Centerville, Ohio					
5	Devin Taylor	L/R	Fr.	Cincinnati, Ohio	16	Bobby Whalen	R/R	R-Jr.	Camp Hill, Pa.					

- The most experienced group on the team patrols the outfield, with 270 career games started entering the season, including all 177 starts returning from 2022.
- Volunteer assistant coach **Zach Weatherford** oversees the group for the second season, as well as working the base runners.
- In four seasons as a student-athlete at Wright State - three playing for IU head coach **Jeff Mercer** - Weatherford set the WSU single season stolen base record (36) and won the Rawlings Gold Glove patrolling center field.
- Weatherford played one season in the Cleveland Guardians system, before getting his start in college baseball at Wright State as the director of operations.
- Sophomore **Carter Mathison** is well on his way to etching his name into Indiana baseball history after a historic rookie campaign in 2022. In 84 games played, Mathison has 22 career home runs and 75 career RBIs.
- His first home run of the 2023 season was a first-inning grand slam at Auburn (2/19) that set the tone for IU's 11-2 win in the series finale that gave Mercer his 100th coaching victory at Indiana.
- The Fort Wayne, Indiana, native set the Indiana freshman record for home runs with a team-best 19 during the 2022 season, a total that ranks No. 2 all-time in Big Ten history among freshmen (12 - **Brad Carlson**, Iowa; 1999).
- Mathison toppled **Alex Dickerson's** mark of 14 home runs in 2009 and became the first freshman to lead Indiana in home run since **Sam Travis** (9) in 2012.
- He also tied IU's 34 year-old freshman RBI record with 58 in 2022, which equaled the mark of **Phil Dauphin** (1988) on his way to consensus Freshman All-America honors.
- His 10 home runs and 28 RBIs in Big Ten play during the 2022 season rank tied for No. 2 and No. 10, respectively, on the conference only charts at Indiana. He is just the fourth Hoosier to reach double-digit home runs in conference-only action in program history.

- Redshirt-junior **Bobby Whalen** is in his third season with the program after one season at Louisville.
- A Pennsylvania high school wrestler, Whalen patrols center field with an edge that includes crashing into walls and multiple diving catches. Since 2021, Whalen left his feet on 14 occasions to rob opponents of possible extra bases.
- Whalen is from an athletic family with father, Bob (*Cornell wrestling*), sisters Ashton (*Villanova field hockey*) and Brett (*Notre Dame track and field*) and brother Cole (*Lafayette College baseball*) all participating in college athletics.
- After playing in just eight games as a redshirt freshman, Whalen started all 59 games in 2022 and reached base safely in 50 contests with at least one hit in 42 games.
- Since the start of 2022, Whalen has reached base safely in 74 of 87 games started with a hit in 62 contests. He has scored at least one run in 52 of those games.
- His aggressive approach also showed on the bases with a team-best 22 stolen bases in 2022. Whalen is just the fourth Hoosier since 2010 to reach the 20 stolen base mark and first since **Matt Gorski** (24) in 2018.
- Senior **Hunter Jessee** appeared in 14 of 15 games in 2020 (12 starts) then saw action in just 21 games in the 2021 campaign, before breaking out in 2022.
- The left-handed hitter became the first Indiana hitter to hit .400 in conference play since **Dustin DeMuth** (.448) in 2014 with a .402 batting average against Big Ten opposition in 2022.
- The South Lebanon, Ohio, native also posted highest single-season on-base percentage since Dickerson (.472) in 2010. That was thanks in part to 33 walks and four hit-by-pitch to only 33 strikeouts in 2022.
- Jessee reached base safely in the final 19 games of 2022 - missing the final game due to an injury (hand) he suffered in a win over Maryland at the Big Ten Tournament - and reached in the first 15 games of 2023 to equate to a 34-game reached base streak, which is tied for the second longest at IU since at least 2005.

Dustin DeMuth	45 games	2014
Hunter Jessee	34 games	2022-23
Josh Peghly	34 games	2008

- After a decorated prep career at LaSalle High School in Cincinnati, Ohio, freshman **Devin Taylor** has started 13 games and owns four home runs and 16 RBIs on the year.
- He had his breakout game against Bellarmine in the third game of the series with a 4-for-4 day, four runs scored, one walk and stole one base in the contest.
- He is a two-time Big Ten Freshman of the Week, winning the award on March 20 and 27. He claimed his first after hitting three home runs in a weekend series with Morehead State and then followed that by hitting .385 with five runs scored and a team-best eight RBIs in his first career Big Ten series with Ohio State.
- The rookie is currently tied for the team lead in home runs (4) and has 13 walks to just 14 strikeouts on the season to go along with a .523 on-base percentage.
- The No. 78 overall prospect and No. 19 outfielder nationally by Perfect Game made his collegiate debut in the middle game of the series at Auburn and collected his first career hit and RBI in the series finale with the Tigers.
- Selected second-team All-America by Perfect Game as a senior, he hit .317 with five home runs and 20 RBIs in 24 games. Arrived on the prep scene with a .443 average, three home runs and 30 RBIs as a freshman.
- Redshirt junior **Morgan Colopy** missed a good chunk of the 2022 season due to injury (wrist), but returns to enter the rotation in the outfield that will also include veterans junior **Sam Murrison** and senior **Ethan Vecrumba**.
- Colopy has started 61 career games at Indiana in the outfield with eight career home runs and 36 RBIs, with five and 21, respectively, coming as a redshirt freshman in 2021.
- Murrison started 23 games in 2022 and hit .229 with 17 runs scored and 10 RBIs. He also hit his first career home run at Purdue (4/10), a day that saw him homer in both games of a doubleheader.
- Vecrumba is a Bloomington, Indiana, native and has appeared in 51 career games with 15 starts. His best season came in 2021 with a .238 average and five RBIs.





On the Bump: Right-Handers

2	Luke Hayden	RHP	So.	Bloomington, Ind.
12	Craig Yoho	RHP	R-Sr.	Fishers, Ind.
14	Connor Foley	RHP	Fr.	Jasper, Ind.
27	Brooks Ey	RHP	Jr.	Philadelphia, Pa.
30	Seti Manase	RHP	Jr.	Puyallup, Washington
31	Evan Whiteaker	RHP	Fr.	West Chester, Ohio

34	Gabe Levy	RHP	Gr.+	Seattle, Wash.
37	Luke Sinnard	RHP	So.	Hendersonville, Tenn.
38	Cooper Katskee	RHP	Fr.	Greenwood Village, Colo.
39	Nathan Ball	LHP	Sr.	Perrysburg, Ohio
40	Ethan Phillips	RHP	Fr.	Dunedin, Fla.
43	Adrian Vega	RHP	So.	Miramar, Fla.

44	Cooper Hellman	RHP	So	Goshen, Ky.
45	Aydan Decker-Petty	RHP	Fr.	New Castle, Ind.
51	Brayden Risedorph	RHP	Fr.	Kendallville, Ind.
55	Wes Burton	RHP	Gr.	Santa Monica, Calif.

- The 2023 pitching staff features 20 student-athletes, with just four throwing a pitch for the Cream and Crimson entering 2022. Of the 15 newcomers, six are true freshmen, eight are Division I additions and one is a junior college transfer.

- Thus far in 2023, all 19 available pitchers have appeared on the mound, the most in program history. The 2011 team used 18 arms during the season.

- With experience at every level of baseball from high school to Major League Baseball, pitching coach **Dustin Glant** has impacted the IU staff in just two seasons.

- In his first year, Indiana became the second team in Big Ten history to reach the 600-strikeout mark in a season. In 2022, the Hoosiers joined Iowa (602 strikeouts) as the only Big Ten programs to strikeout 600 in a single season.

- The Hoosiers finished No. 2 in the Big Ten in total strikeouts (600) and strikeouts per nine innings (10.5), a total that sat No. 12 in Division I.

- During his time at Ball State, Glant's staff set a then-NCAA record with 11.1 strikeouts per nine innings during the 2019 season.

- Since 2019, Indiana has seen a Big Ten-best 19 student-athletes taken in the Major League Baseball Draft, with 11 of those pitchers.

- The 11 pitchers drafted includes eight of the possible 12 weekend starters over that span. All three weekend starters were picked in 2019 and 2021 and seven of the 11 had at least one year of eligibility remaining, with two drafted after their second full collegiate seasons.

- Sophomore **Luke Hayden** is a Bloomington, Indiana, native and appeared in 20 games with six starts in 2022. He collected four wins to rank No. 2 on the team.

- Hayden missed time during 2023 with an injury (wrist - non-throwing), but returned to close out the Ohio State victory and earn the win. He fired 3 1/3 innings and allowed one run on one hit with five strikeouts.

- The No. 104 overall prospect in the country by Perfect Game in the 2022 recruiting class, he helped Edgewood High School to a Indiana High School Athletic Association Class 3A state runner-up finish as a all-state pitcher his junior season.

- Fishers, Indiana, native **Craig Yoho** spent his first two collegiate seasons as a hitter at University of Houston, before transferring to Indiana for the 2021 season.

- Yoho suffered a pair of injuries that kept him out of the 2021 (arm) and 2022 (knee) seasons. In the offseason, he married the former Sydney Dusek on July 2, 2022 in Dripping Springs, Texas.

- The right-hander fired his first collegiate pitch against Miami (Ohio) on February 21, 2023 and worked two scoreless innings with five strikeouts in his first appearance in 1,082 days.

- He earned his first career victory in with one scoreless inning and two strikeouts against Georgetown at the Keith LeClair Classic in Greenville, North Carolina.

- Over eight appearances in 2023, Yoho has piled up 28 strikeouts in 13 innings of work - 19.4 strikeouts per 9 innings - and walked just five batters.

- After four seasons at Davidson College, right-hander **Gabe Levy** adds versatility to the Indiana staff, as he has served as a starter and closer in his career.

- The Seattle, Washington, native sits among the NCAA active leaders in five marquee categories:

Category	Rank	Total
Appearances	38th	70
Innings Pitched	44th	194 1/3
Wins	47th	14
Saves	2nd	20
Walks Per 9 IP	49th	2.13
Strikeouts	49th	188

- Levy started 20 of 40 appearances over his first two seasons at Davidson, before 23 relief appearances with eight saves as a senior. He also had 11 saves as a freshman in 2019.

- After posting nine quality starts in 12 starts on the mound for Tacoma Community College in 2022, **Seti Manase** was named the Northwest Athletic Conference West Region Pitcher of the Year in 2022.

- Manase led Tacoma C.C. in victories (9), innings pitched (74 2/3), strikeouts (92), ERA (1.69), appearances (13) and games started (12) and allowed three-or-fewer runs in 10 of 12 starts.

- In 2022, Manase piled up the 92 strikeouts by accounting for seven-or-more strikeouts seven times, including three double-digit strikeout games.

- In 2023, Manase has made eight appearances - six starts - and allowed just two earned runs on 14 hits over 18 1/3 innings of work. Opponents are hitting just .212 against the right-hander.

- After two seasons at Fordham, **Brooks Ey** joined the IU pitching staff with 27 appearances - 20 starts - and 128 innings of work for the Rams. He struck out 105 batters and won four games on the mound.

- After one season at Western Kentucky, **Luke Sinnard** arrived on campus in Bloomington with 26 1/3 innings and has already eclipsed that total in 2023.

- Sinnard earned his first action in the cream and crimson in the series finale at Auburn (2/19) with five innings of one-run work. He struck out four, walked one and allowed just one hit in a victory.

- Sinnard followed his first outing with five innings of two-run work on Sunday at Texas to earn the victory. He struck out seven and allowed five hits with no walks.

- A quality start versus Georgetown at the LeClair Classic in Greenville, North Carolina, was followed by a career-best 13 strikeouts over six innings of work (72% of outs via strikeout) against Morehead State. He allowed two runs on two hits in a no decision and was a part of the Collegiate Baseball Magazine National Player of the Week Honor Roll for his efforts.

- His first Big Ten outing last six innings in the middle game of the series versus Ohio State. He struck out eight, walked one and allowed four runs on eight hits in a no decision.

- The 6-foot-8 Sinnard struck out 28 batters over 26 1/3 innings at WKU in 2022 and has 47 punchouts in 33 innings of work in six starts in 2023.

- All six true freshmen pitchers on the roster have debuted in 2023. **Aydan Decker-Petty, Connor Foley, Cooper Katskee, Brayden Risedorph, Ethan Phillips** and **Evan Whiteaker** have all seen time on the mound.

- Of the group, Decker-Petty, Foley, Phillips and Whiteaker have all earned their first collegiate decisions, with Foley owning a pair of wins.

- Decker-Petty was ranked as the No. 149 right-handed pitcher nationally by Perfect Game, while Phillips was rated as the No. 104 prospect in Florida by Perfect Game.

- Foley was a two-time all-state pick out of Jasper (Ind.) High School, where he helped the program to the Indiana High School Athletic Association Class 4A state championship as a junior. He struck out 86 batters 54 innings as a senior.

- Katskee earned honorable mention All-West Region from Perfect game on three occasions and led Colorado High School Activities Association Class 5A in regular season strikeouts (74) as a senior. He was a two-time state champion in football as a quarterback, once at Cherry Creek High School (Colo.) and once at Burke (Omaha, Neb.) High School.

- Rated the No. 221 overall prospect and No. 66 right-handed pitcher nationally by Perfect Game, Risedorph was the No. 4 prospect in Indiana after striking out 74 batters in 39 innings of work as a senior.

- Whiteaker (*pronounced White-acre*) was a top-15 recruit out of Ohio by Perfect Game after posting the lowest WHIP in program history at Lakota East. The right-hander also lettered in hockey.

- Graduate transfer **Wes Burton** joins the staff a season after being a part of the College World Series championship team at Ole Miss.

- Sophomore **Cooper Hellman** made 16 appearances last season at Western Kentucky with eight starts. He struck out 32 batters in 33 innings of work and held opponents to a .209 batting average.

On the Bump: Left-Handers

18	Grant Holderfield	LHP	So.	Oak Park, Ill.
29	Ryan Kraft	LHP	So.	Mokena, Ill.
39	Nathan Ball	LHP	Sr.	Perrysburg, Ohio

41	Ty Bothwell	LHP	R-Sr.	Hebron, Ind.
42	Ben Seiler	LHP	Sr.+	Albany, N.Y.

- Sophomore **Ryan Kraft** is in his second season on the mound after a rookie campaign that featured a team-high-tying 25 appearances with one start.
- In 36 career appearances, Kraft has fired more than one inning on 20 occasions, including 15 relief outings or two-or-more innings.
- Kraft earned his first career save with three scoreless innings in the series finale at Texas and is currently tied for the lead in the Big Ten with five saves in 2023.
- He logged three saves in Indiana's four-game sweep of Bellarmine with just four base runners allowed and no earned runs in four total innings of work.
- Kraft finished tied for No. 2 among Indiana freshman all-time in strikeouts (59), just behind Brad Edwards (69; 1999). He equaled the mark of **Tim Clifford** (1978) and **Blake Monar** (2009), with his total the highest among IU freshman that were primarily relievers in program history.
- The No. 85 left-handed pitching recruit nationally by Perfect Game as a senior in high school, two of Kraft's grandparents graduated from Indiana.

- A season after stranding all 18 inherited runners, **Grant Holderfield** will miss his sophomore season (injury).
- The left-hander didn't allow a run of his own 11 outings and issued two-or-fewer walks in 23 games over a team-high-tying 25 appearances in 2022.
- Holderfield posted two wins, two holds and two saves in his first collegiate season.
- Not the only student-athlete in the family, his brother Griffin was a right-handed pitcher at Creighton (2020-22) for three seasons.
- Redshirt senior **Ty Bothwell** owns 38 career appearances and nine starts at Indiana. He owns 93 innings of work with 123 strikeouts.
- The southpaw owns a 7-4 record on the mound with one save and a .191 batting average against.
- His 6.19 hits per nine innings rank No. 13 among the NCAA active leaders and his 11.90 strikeouts per nine innings sit No. 21 among the active Division I pitchers.
- In 2022, Bothwell took the mound in the third inning of a resumed game from the day before and tossed the final seven innings hitless against Minnesota (5/15).

- After 38 career appearances at Siena, **Ben Seiler** made his first career Indiana appearance in a start on opening night at Auburn (2/17).
- Seiler ranks No. 42 among active Division I pitchers with 33 career starts and owns 166 strikeouts over 168 1/3 innings of work in his career.
- The Albany, New York, native owned the top single game strikeout mark in NCAA Division I during the 2022 season with 19 punchouts against Niagara (4/23/22).
- After making four starts to open his Indiana career, Seiler has appeared out of the bullpen his last three outings. He earned his first career save against Morehead State (3/16) with four shutout innings in relief. He struck out seven and only issued one walk.



Outfield

6	Peter Serruto	R/R	Sr.+	Short Hills, N.J.	33	AJ Shepard	R/R	Fr.	Manassas, Va.
9	Brock Tibbitts	R/R	So.	New Albany, Ohio	35	Matthew Ellis	L/R	R-Sr.	Waddy, Ky.
15	Austin Bode	L/R	So.	Columbus, Ind.	36	Riley Langerman	R/R	Sr.+	Parker, Colo.

- Redshirt senior **Matthew Ellis** earned third-team All-Big Ten honors in 2022 after hitting 18 home runs and driving in 65 RBIs, both which rank among the top 10 on the IU single season charts.
- He finished tied for No. 7 on IU's single season home run charts (18) with **Kyle Schwarber** (2013) and **Alex Smith** (1986), and tied for No. 10 on the single season RBI charts (65) with **Seth Bynum** (2004), **Vasili Spanos** (2002) and **Doug DeVore** (1999).
- In 81 career starts, Ellis reached base safely in 71 of them with a hit in 51 games. He owns 84 RBIs and 22 home runs with a .273 batting average. His on-base percentage of .407 is bolstered by 55 walks and 11 hit-by-pitch.
- Ellis spent his first collegiate season at Tennessee, but did not appear in a game. He transferred to Walters State Community College and reached base in 76 of 87 games over two seasons.
- After three seasons at Big Ten foe Rutgers, **Peter Serruto** transferred to Indiana after playing in 84 career games with 58 starts for the Scarlet Knights.
- In his first season at Indiana, Serruto appeared in 34 games with 23 starts behind the plate and earned his degree in liberal studies in 2022.
- At Texas on Feb. 26, Serruto gunned down three potential base stealers in a 4-2 Indiana victory in the series finale. He also caught one runner trying to advance to second on a wild pitch that got off the home plate dirt.
- Out of high school, Serruto was drafted in the 22nd round of the 2018 Major League Baseball Draft by the Cincinnati Reds after he was ranked the No. 62 catcher nationally by Perfect Game.
- Sophomore **Brock Tibbitts** was No. 65 catcher nationally and No. 14 overall prospect in Ohio per Perfect Game as a prep and should see some time behind the plate during the 2023 season. **MORE INFO ON PAGE 7**
- Freshman **AJ Shepard** will miss the 2023 season due to injury. The catching prospect was rated the No. 359 overall prospect and No. 23 catcher nationally by Perfect Game as a senior and earned high honorable mention All-America from the publication.
- Older brother, Corey, was a collegiate swimmer at the United States Air Force Academy and competed at the 2020 USA Swimming Olympic Trials.
- A pair of transfers were added to the catching corps, in Louisville transfer **Austin Bode** and Maryland transfer **Riley Langerman**.
- Bode appeared in 16 games with one start at Louisville and helped the Cardinals to the NCAA Super Regional round in 2022. He hit .294 with five RBIs and owned a .409 on-base percentage.
- Langerman started 16 games over two seasons at Maryland after playing two seasons at Ventura (Calif.) College. He was a part of back-to-back NCAA Regional appearances, the 2022 Big Ten Championship team and Super Regional squad.



22 | Jeff Mercer



Entering his fifth season at the helm of the Indiana baseball program, head coach Jeff Mercer continues to build the program through high school talent and deliberate evaluation of the transfer portal. The player development within the program has also shown in his first four seasons with a Big Ten-best 19 student-athletes drafted over that span.

Mercer start this his IU coaching career has seen him join IU coaching legend Everett Dean as the only IU coaches to win a Big Ten title in their first year as a head coach, a trip to the NCAA Louisville Regional, a season cut short due to a global pandemic and the first-ever conference-only slate in Big Ten history.

Mercer brought a winning background to Indiana. In his time as a head coach (2017-18) and an assistant coach (2014-16) at Wright State, he was a part of three Horizon League regular season and conference tournament titles, three NCAA appearances, and a combined record of 199-92 (.684). The Raiders won four NCAA tournament games over that span, having reached the regional finals twice.

Indiana Era (2019-present)

In 2022, the freshman trio of Carter Mathison, Josh Pyne and Brock Tibbitts each earned Freshman All-America honors, while the trio was joined by Evan Goforth on the Big Ten All-Freshman Team. The freshman home run record was topped by Mathison at 19 home runs, which raced past Alex Dickerson's mark (14) from 2009. That total ranked No. 3 among Division I freshmen and his 58 RBIs were No. 8 among rookies nationally.

Catcher Matthew Ellis – a junior college transfer – was among the veterans to impact the 2022 season with his 18 home runs ranking No. 2 on the team. Ellis was a third-team All-Big Ten selection at seasons end. Starting pitcher Jack Perkins made the most of his one year in Bloomington with 15 starts and 91 strikeouts, before the Oakland Athletics made him the organization's fifth-round pick in the 2022 Major League Baseball Draft.

Bradley Brehmer and Reese Sharp also hear their names called in the draft, both by the Baltimore Orioles. Brehmer was the 12th round selection and Sharp was the taken in the 20th round of the event.

The conference-only slate of 2021 produced just the second 20-plus win Big Ten effort in program history (2014) and a school-record 26 wins against B1G opponents. Twice during the season, the Hoosiers won eight of nine games, including eight straight games after dropping the season opener. Grant Richardson was a first-team All-Big Ten pick, while Gabe Bierman (second team), McCade Brown (second team) and Cole Barr (third team) also earned all-conference honors.

In the Major League Baseball Draft, the Hoosiers saw its three weekend starting pitchers, closer and top two RBI producers selected. With four picks in the first 10 rounds, the 2021 edition marked the second time in program history that four Hoosiers were taken in the top 10 rounds (2009).

In the shortened 2020 season, Mercer led the Hoosiers to a 9-6 record overall. Indiana recorded three road victories over ranked teams, beating No. 11 LSU, No. 30 South Alabama, and No. 17 East Carolina. IU also defeated in-state rival Purdue, 17-2, in seven innings.

Individually, Richardson posted a .424 batting average with three doubles, two triples, five home runs, 17 RBI and 21 runs scored over 15 games. The sophomore led the Big Ten in runs scored, home runs, slugging percentage, and total bases. He finished among the top 20 nationally in runs per game (No. 5), total bases (No. 11), slugging percentage (No. 12) and RBIs (No. 19).

In his first season as head coach, Mercer led the Hoosiers to the 2019 Big Ten regular season title and earned Big Ten Coach of the Year. The conference title was the seventh in program history for IU and the first since 1914.

The Bargersville, Indiana, native became the first Big Ten head coach since 1982 (John Anderson, Minnesota) to win a regular season conference title in their first season as the skipper. He became just the second coach in IU history – any sport, men's or women's – to win an outright Big Ten championship in his or her first year. Everett Dean (1924-25) did it in baseball in his first year at the helm.

Indiana earned the No. 2 seed in the NCAA Louisville Regional and finished the season with an overall record of 37-23 and a Big Ten mark of 17-7. A school-record 10 Hoosiers were selected in the 2019 MLB Draft, led by outfield Matt Gorski. The highest drafted Hoosier since Kyle Schwarber (No. 4 overall) in 2014, Gorski was picked in the second round (57th overall) by the Pittsburgh Pirates.

IUHoosiers.com

Pitcher Andrew Saalfrank was named the Big Ten Pitcher of the Year and earned a spot on the All-Big Ten first team along with utility player Matt Lloyd. Scotty Bradley, Cole Barr and Gorski each made the second team. Elijah Dunham rounded out the all-conference honors with a third-team selection.

Wright State Era (2014-18)

The first former student-athlete to be named head coach of the baseball program, Mercer led Wright State for two seasons and amassed 77 victories. In his two seasons at the helm, WSU won nearly 70 percent of its games and averaged 38.5 wins per season. The 2018 Horizon League Coach of the Year, the Raiders won the regular season and conference tournament title in the 2018 to earn a spot in the NCAA Stanford Regional. In 2017, Mercer's squad earned the programs first-ever national ranking.

The 2018 Horizon League champions, Wright State won eight of its last 10 games and 15 of its last 19 to close the season. The Raiders grabbed the tournament title with three-straight wins and outscored opponents 32-11 during the run. With a 39-17 overall record and a 22-6 league mark, WSU ranked No. 8 in the country in scoring (7.8 rpg) and stolen bases (110) and was No. 21 in on-base percentage (.394). The Raiders' .979 fielding percentage was No. 10 nationally.

Wright State was led by Horizon League Player of the Year Gabe Snyder, who paced the conference in home runs (15) and RBI (73), and was second in batting average (.359), missing the league's Triple Crown by one batting average point. Snyder was one of 11 Raiders who earned all-league honors, including five first team honorees (Snyder, Matt Morrow, Chase Slone, Peyton Burdick and Ryan Weiss), four second teamers (Seth Gray, JD Orr, Zane Harris and Derek Hendrixson) and two named to the freshman team (Harris and Quincy Hamilton).

Wright State saw three players drafted in the 2018 MLB Draft, each taken in the first 21 rounds, led by Weiss in the fourth round by the Arizona Diamondbacks (129th overall). Caleb Sampen (20th round) was picked by the Los Angeles Dodgers and Snyder (21st round) went to the Minnesota Twins.

Known for his strength as a recruiter, Mercer and his staff helped Wright State compiled its first-ever top 100 ranked recruiting class. The 2018 signing class was ranked 87th nationally.

WSU received its first-ever top 25 ranking in 2017 and finished the year at 38-21 and 21-9 in league action. Mercer's aggressiveness in the run game resulted in Wright State ranking No. 2 nationally with 130 stolen bases.

Weiss was selected as the 2017 Horizon League Freshman of the Year and first-team all-league along with Morrow. Pitcher Danny Sexton was named a second-team All-Horizon League along with Hendrixson and Gray. Both Weiss earned Freshman All-American and second-team ABCA All-Midwest selection.

Mercer, who was a two-time All-Horizon League honoree in 2008 and 2009, returned to the Raiders as an assistant coach in 2013 and promptly helped WSU set a then-school record for wins (43) in 2015. The Raiders followed that up with a program-record 46 victories.

He assisted then-head coach Greg Lovelady, who is now the head coach at UCF, and coached six players that were taken in the MLB Draft, including five in 2016. During Mercer's three years as an assistant, the Raiders had 30 All-Horizon League honorees, two Horizon League regular season and tournament titles and two NCAA appearances.

The program's recruiting coordinator, Mercer brought in a wealth of talent to one of the premier mid-major programs in the country. He also excelled in his role as hitting coach, with 47 home runs in 2016, its most in a season since 2009

Early Coaching Career (2010-13)

Prior to the return to his alma mater, Mercer spent two seasons as a volunteer assistant coach at Western Kentucky University (2012-13). While with the Hilltoppers, he worked with pitchers and outfielders, and was also instrumental in the development and organization of the program's camps.

His first Division I experience came at the University of Michigan as the volunteer assistant coach in 2011. During his time with the Wolverines, he worked with the catchers and outfielders.

Before his arrival in Ann Arbor, Mercer spent the 2010 season as the graduate assistant coach at Ohio Northern University where he was in charge of the infielders and hitters and was the recruiting coordinator.

Fifth Season at Indiana
Seventh Season as a Head Coach
Wright State, 2009



Personal

Hometown: Bargersville, Indiana
Wife: Stephanie
Children: Grace & Grady
College: Wright State, 2009

Coaching Career

2019- Indiana Head Coach
2017-18 Wright State Head Coach
2014-16 Wright State Assistant Coach
2012-13 Western Kentucky Volunteer Assistant Coach
2011 Michigan Volunteer Assistant Coach
2010 Ohio Northern Graduate Assistant Coach

Mercer's Year-by-Year

As a Head Coach		* - NCAA postseason canceled	
School	Record	Postseason	
2023 Indiana	18-7	--	
2022 Indiana	27-32	--	
2021 Indiana	26-18	--	
2020* Indiana	9-6	--	
2019 Indiana	37-23	Big Ten Champions NCAA Regional	
2018 Wright State	39-17	NCAA Regional	
2017 Wright State	38-21	--	
IU	5th Season	117-86	1 NCAA Regional
Totals	7th Season	194-124	2 NCAA Regionals
As an Assistant Coach			
2016 Wright State	46-17	NCAA Regional	
2015 Wright State	43-17	NCAA Regional	
2014 Wright State	35-22	NCAA Regional	
2013 WKU	28-29	--	
2012 WKU	25-33	--	
2011 Michigan	17-37	--	
2010 Ohio Northern	26-12	--	
Totals	7 Seasons	220-167	3 NCAA Regionals





Going Yard

Below is a listing of home runs for the 2023 season, including expanded data for games where available.

Gm	Name	Inn.	Base	On	Exit	Launch	Distance
				Velo	Angle		
1	Ellis, Matthew	2	1	--	--	--	--
3	Mathison, Carter	1	3	102.7	36	360 feet	
4	Jessee, Hunter	1	--	102.5	29	403 feet	
4	Jessee, Hunter	7	1	95.5	30	365 feet	
9	Glasser, Phillip	3	--	102.0	36	386 feet	
12	Jessee, Hunter	2	1	98.1	29	364 feet	
12	Tibbitts, Brock	2	2	101.1	26	384 feet	
13	Serruto, Peter	7	--	97.8	36	394 feet	
15	Glasser, Phillip	3	1	95.8	45	346 feet	
18	Taylor, Devin	1	--	110.8	24	400 feet	
18	Taylor, Devin*	9	--	102.7	22	341 feet	
19	Tibbitts, Brock*	4	--	93.4	41	--	
19	Mathison, Carter	4	--	103.1	24	395 feet	
19	Ellis, Matthew	4	1	103.2	24	409 feet	
19	Pyne, Josh	4	1	101.3	26	428 feet	
19	Taylor, Devin	4	--	99.2	39	--	
21	Mathison, Carter	6	1	100.0	29	430 feet	
22	Tibbitts, Brock*	2	--	96.5	27	373 feet	
22	Cerny, Tyler*	5	--	101.1	23	410 feet	
22	Ellis, Matthew	5	--	95.5	36	412 feet	
23	Ellis, Matthew	7	2	109.9	29	452 feet	
24	Taylor, Devin	3	1	110.9	30	428 feet	

22* total home runs

! - Home run led off an inning | * - Walk-off home run

^ - Leadoff home run (bottom/top 1st) | \$ - Pinch hit home run

The Last Time...

- Big Ten Tournament | % - NCAA Regional | ^ - NCAA Super Regional | \$ - College World Series

AN INDIANA TEAM...	
Won 15+ Consecutive Games	18 - March 10-April 6, 2013
Won 10+ Consecutive Games	12 - February 28-March 22, 2015
Won 10+ Consecutive Big Ten Games	10 - March 28-April 25, 2014
Won 5+ Consecutive Big Ten Games	7 - March 7-19, 2021
Lost 5+ Consecutive Games	5 - May 16-23, 2021
Lost 5+ Consecutive Big Ten Games	5 - May 16-23, 2021
Swept a Three-Game Series	Ohio State; March 25-26, 2023
at Home	Ohio State; March 25-26, 2023
on The Road	at Maryland; May 1-3, 2015
Swept a Non-Conference Three-Game Series	Ohio State; March 25-26, 2023
at Home	Ohio State; March 25-26, 2023
on The Road	at Florida A&M; March 16-17, 2007
Swept a Three-Game Big Ten Series	Ohio State; March 25-26, 2023
at Home	Ohio State; March 25-26, 2023
on The Road	at Maryland; May 1-3, 2015
Was Swept in a Three-Game Series	at Iowa; May 19-21, 2022
at Home	Minnesota; April 22-23, 2011
on The Road	at Iowa; May 19-21, 2022
Was Swept in a Three-Game Non-Conference Series	at Troy; March 11-13, 2022
at Home	Minnesota; April 22-23, 2011
on The Road	at Troy; March 11-13, 2022
Was Swept in a Three-Game Big Ten Series	at Iowa; May 19-21, 2022
at Home	Minnesota; April 22-23, 2011
on The Road	at Iowa; May 19-21, 2022
Played An Extra-Inning Game	W, 6-5 (10 innings) - Morehead State; March 15, 2023
Won An Extra-Inning Game	W, 6-5 (10 innings) - Morehead State; March 15, 2023
Lost An Extra-Inning Game	L, 5-6 (11 innings) - vs. Maryland; May 26, 2022 #
Played Consecutive Extra-Inning Games	April 2 & 4, 2017; Nebraska (T, 1-1; 11 innings), Ball State (W, 3-2; 11 innings)
Played Three Consecutive Extra-Inning Games	March 15-17, 2011; vs. Jacksonville (W, 7-6; 10 innings), vs. UMass (W, 11-10; 11 innings), vs. Bucknell (L, 4-5; 10 innings)
Won Consecutive Extra-Inning Games	March 15-16, 2011; vs. Jacksonville (W, 7-6; 10 innings), vs. UMass (W, 11-10; 11 innings)
Won on a Walk-Off	W, 7-6 - Illinois; April 29, 2022 Josh Pyne RBI single in the ninth inning
Won Consecutive Games Via A Walk-Off	April 11 & 13, 2012; Indiana State (W, 8-7), Michigan State (W, 3-2) Chris Sujka RBI bunt single in the ninth inning Michael Basil scored on wild pitch in ninth inning

AN INDIANA OFFENSE...	
Scored 40+ Runs	45 - Butler; April 11, 1896
Scored 30+ Runs	30 - IU-Southeast; April 30, 1997
Scored 25+ Runs	27 - Butler; March 23, 2016
Scored 20+ Runs	23 - Morehead State; March 16, 2023
Scored 15+ Runs	15 - Indiana State; March 21, 2023
Scored 10+ Runs In An Inning	11 (7th inning) - Indiana State; March 21, 2023
Scored 9+ Runs In An Inning	11 (7th inning) - Indiana State; March 21, 2023
Scored 8+ Runs In An Inning	8 (2nd inning) - Morehead State; March 16, 2023
Had 30+ Hits	N/A
Had 25+ Hits	27 - Michigan; April 4, 2010
Had 20+ Hits	20 - Morehead State; March 16, 2023
Had 20+ Hits in Back-to-Back Games	N/A
Had 7+ Home Runs	9 - at Maryland; March 30, 2019
Had 6+ Home Runs	6 - Kentucky; March 15, 2022
Had 5+ Home Runs	5 - Morehead State; March 16, 2023
Hit Back-To-Back Home Runs	5th Inning, Tyler Cerny (solo)/Matthew Ellis (solo) - Ohio State; March 25, 2023
Hit Back-To-Back-To-Back Home Runs	3rd Inning, Kyle Schwarber (two-run), Sam Travis (solo) and Scott Donley (solo) - at Iowa; May 3, 2009
Had 3+ Triples	3 - vs. Valparaiso; March 2, 2008
Had 9+ Doubles	9 - Kentucky; March 15, 2022
Had 8+ Doubles	9 - Kentucky; March 15, 2022
Had 7+ Doubles	7 - Butler; February 28, 2023
Had 6+ Doubles	7 - Butler; February 28, 2023
Had 15+ Walks	16 - Ball State; April 18, 2018
Had 10+ Walks	11 - Butler; February 28, 2023
Had 10+ Stolen Bases	12 - Indiana State; April 18, 2006
Had 9+ Stolen Bases	9 - at North Florida; March 14, 2007
Had 8+ Stolen Bases	8 - Butler; February 28, 2023
Didn't Strikeout in a Game	Iowa; April 1, 2012
Had Two or Fewer Strikeouts	2 - Xavier-1; March 20, 2022
Was Shut Out	at Iowa (0-12); May 20, 2022
at Home	Penn State (0-3); April 5, 2019
on The Road	at Iowa (0-12); May 20, 2022
Neutral Site	vs. Stanford (0-13); February 27, 2022
Back-To-Back Games	May 20-21, 2016 (at Nebraska [0-2], at Nebraska [0-3])
Three-Straight Games	April 23-24, 1954 (Ohio State [0-2], Ohio State [0-5], Ohio State [0-8])

AN INDIANA PITCHING STAFF...

Threw a No-Hitter	McCade Brown (5 IP); Braydon Tucker (4 IP); Illinois, April 10, 2021
Held Opponent To 1 Hit	Minnesota-1; May 15, 2022
Held Opponent To 2 Hits	Purdue Fort Wayne; March 8, 2022
Struck Out 20+ Batters	21 - Ball State; April 18, 2018
Struck Out 15+ Batters	15 - Ohio State-1; March 26, 2023
Did Not Issue A Walk	Morehead State; March 15, 2023
Shut Out An Opponent	Minnesota-1 (12-0); May 15, 2022
at Home	Minnesota-1 (12-0); May 15, 2022
on The Road	at Northwestern (4-0); April 18, 2021
Neutral Site Game	vs. Washington (1-0); March 18, 2019
Postseason Game	vs. Texas Southern (6-0); June 2, 2018 %
Back-To-Back Shutouts	2014 (Western Kentucky [1-0], Michigan State [7-0])
Three Straight Shutouts	March 24-26, 1988 (at Butler [14-0], at Rose-Hulman [10-0], at Rose-Hulman [2-0])
Four Straight Shutouts	April 6-10, 1937 (Carleton [8-0], DePauw [7-0], Miami (Ohio) [10-0], Miami (Ohio) [7-0])
Shut Out A Big Ten Opponent	Minnesota-1 (12-0); May 15, 2022
at Home	Minnesota (12-0); May 15, 2022
on The Road	at Northwestern (4-0); April 18, 2021
Neutral Site	vs. Michigan (5-0); May 22, 2014 #

AN INDIANA BATTER HAD...

Hit for the Cycle	Josh Phegley; Valparaiso, March 2, 2008
Walk-Off Hit	Bobby Whalen (RBI single); Morehead State, March 17, 2023
Walk-Off Home Run	Collin Hopkins (2-run HR); Illinois, April 9, 2021
8+ At-Bats	8 - Jeremy Houston; Ball State, April 18, 2018
5 Hits	5 - Phillip Glasser; Bellarmine, March 11, 2023
4+ Hits	4 - Matthew Ellis; Morehead State, March 16, 2023
2+ Hits In An Inning	Matthew Ellis (bottom second; single & double); Morehead State, March 16, 2023
6 Runs Scored	6 - Jay Brant; Shawnee State, March 30, 2005
5+ Runs Scored	5 - Drew Ashley; at Maryland, March 31, 2019
4+ Runs Scored	4 - Brock Tibbitts; Indiana State, March 21, 2023
3+ Doubles	3 - Phillip Glasser; Kentucky, March 15, 2022
2+ Triples	2 - Casey Rodriguez; College of Charleston, February 28, 2015
4 Home Runs	4 - Byron Bradley; Tri-State, March 5, 1992
3+ Home Runs	3 - Grant Richardson; Maryland, March 30, 2019
2+ Home Runs	2 - Devin Taylor; Morehead State, March 15, 2023
Inside-The-Park Home Run	Matt Gorski; at Purdue, April 25, 2018
Pinch Hit Home Run	Carter Mathison (9th inning, 3-run HR); at Indiana State, April 12, 2022
Leadoff Home Run (Top or bottom of 1st inning)	Tyler Doanes; at Clemson, February 19, 2022
Hit a Grand Slam	Carter Mathison; at Auburn, February 19, 2023
A Walk-Off Grand Slam	Logan Kaletha; vs. South Alabama, February 18, 2018
10+ RBIs	Never
9+ RBIs	9 - Mike Smith; Milwaukee, March 1, 1992
8+ RBIs	N/A
7+ RBIs	7 - Matt Ellis; at Missouri State, March 5, 2022
15+ Total Bases	15 - Josh Phegley; at Northwestern, March 24, 2017
10+ Total Bases	10 - Matt Ellis; at Missouri State, March 5, 2022
5+ Walks	5 - Logan Sowers; Ball State, April 18, 2018
4+ Walks	4 - Jeremy Houston; vs. Nebraska, May 9, 2021
3+ Walks	3 - Phillip Glasser; Ohio State-2, March 26, 2023
4+ Stolen Bases	4 - Micah Johnson; Evansville, March 27, 2011
3+ Stolen Bases	3 - Tyler Cerny; Butler, February 28, 2023
Stole Home	Hunter Jessee (7th Inning); vs. Butler, April 26, 2022
3+ Hit By Pitches	3 - Tyler Cerny; Butler, February 28, 2023

AN INDIANA PITCHER HAD...

A Perfect Game	N/A
A No-Hitter	McCade Brown (5 IP); Braydon Tucker (4 IP); Illinois, April 10, 2021
A Complete Game No-Hitter	Mark Gramer (7 IP); Rose-Hulman, April 25, 1984
A Complete Game (9 Inn.)	Bradley Brehmer; vs. Illinois, May 27, 2022 #
A Complete-Game Shutout	Kyle Hart (9.0 IP); Georgia Southern, April 21, 2012
at Home	Kyle Hart (9.0 IP); Georgia Southern, April 21, 2012
on The Road	Tyler Tufts (7.0 IP); at Penn State, April 29, 2006
Neutral Site	Pauly Milto (9.0 IP); vs. Texas Southern, June 2, 2018 %
Big Ten Game	Tyler Tufts (7.0 IP); at Penn State, April 29, 2006
as a Freshman	Tyler Tufts (7.0 IP); at Penn State, April 29, 2006
Postseason Game	Pauly Milto (9.0 IP); vs. Texas Southern, June 2, 2018 %
16 Strikeouts	16 - McCade Brown; Penn State, March 13, 2021
15+ Strikeouts	16 - McCade Brown; Penn State, March 13, 2021
10+ Strikeouts	13 - Luke Sinnard; Morehead State, March 17, 2023

AN INDIANA DEFENSE...

Turned 5+ Double Plays	6 - at Michigan State; May 17, 2008
Turned 4+ Double Plays	4 - vs. Texas A&M; June 3, 2018 %
Turned 3+ Double Plays	3 - Minnesota; May 14, 2022
Turned A Triple Play	vs. Radford; May 30, 2015 %
Had 5+ Errors	5 - vs. Nebraska; May 8, 2021
Had 4+ Errors	4 - vs. Long Beach State; March 5, 2023
Threw Out 4 Base Runners	4 - Northern Illinois; March 17, 2018
Threw Out 3 Base Runners	3 - at Texas; February 26, 2023

Hit It Hard

Top 10 Exit Velocities

Below is a listing of the top-10 hardest hit balls by IU in 2023.

Exit Velocity	Name	Opponent	Result
114.06	Colopy, Morgan	Purdue Fort Wayne (3/8)	Double
110.92	Taylor, Devin	Ohio State-2 (3/26)	Home Run
110.85	Ellis, Matthew	Long Beach State (3/5)	Single
110.83	Taylor, Devin	Morehead State (3/15)	Home Run
110.81	Ellis, Matthew	Ohio State-1 (3/26)	Home Run
110.00	Mathison, Carter	Bellarmine (3/11)	Single
109.94	Ellis, Matthew	Ohio State-1 (3/26)	Home Run
109.64	Whalen, Bobby	Ohio State-2 (3/26)	Single
108.75	Ellis, Matthew	Morehead State (3/16)	Single
108.71	Tibbitts, Brock	Texas (2/26)	Double

Individual Exit Velocities

Below is a listing of each IU student-athlete's average and top exit velocity of the 2023 season.

Name	Top EV	Average EV
Cerny, Tyler	104.33	89.01
Colopy, Morgan	114.06	87.59
De Goti, Jorge	94.49	82.75
Ellis, Matthew	110.85	90.37
Glasser, Phillip	105.55	88.19
Goforth, Evan	101.26	73.11
Jessee, Hunter	106.53	88.45
Langerman, Riley	79.95	79.95
Mathison, Carter	110.00	92.36
Murrison, Sam	69.26	69.26
Pyne, Josh	107.92	86.01
Serruto, Peter	102.90	87.09
Taylor, Devin	110.92	92.29
Tibbitts, Brock	108.71	88.55
Vecrumba, Ethan	102.82	96.27
Whalen, Bobby	109.64	86.49

Barrel Count

Below is a listing of each IU student-athlete's total barreled balls in 2023.

Name	'23 Barrels	Career
Cerny, Tyler	3	3
Colopy, Morgan	3	9
Ellis, Matthew	8	29
Glasser, Phillip	5	12
Jessee, Hunter	2	7
Mathison, Carter	8	25
Murrison, Sam	--	1
Pyne, Josh	3	10
Serruto, Peter	--	1
Taylor, Devin	5	5
Tibbitts, Brock	7	25
Whalen, Bobby	1	5

NOTE: A barreled ball is 98-plus exit velocity and a 10-35 degree launch angle. Barreled balls include only balls put in play.



Season Statistics

Record: 18-7 Home: 15-0 Away: 2-6 Neutral: 1-1 Big Ten: 3-0

Player	avg	gp-gs	ab	r	h	2b	3b	hr	rbi	tb	slg%	bb	hp	so	gdp	ob%	sf	sh	sb-att	po	a	e	fld%
1 Glasser, Phillip	.440	25-25	100	28	44	13	1	2	21	65	.650	16	4	13	1	.520	3	0	10-13	23	53	7	.916
5 Taylor, Devin	.380	17-13	50	17	19	4	0	4	16	35	.700	13	2	14	0	.523	0	0	1-1	7	1	2	.800
9 Tibbitts, Brock	.333	25-25	93	22	31	6	2	3	28	50	.538	15	4	16	2	.439	2	0	1-1	184	16	2	.990
8 Cerny, Tyler	.329	22-20	82	21	27	3	3	1	15	39	.476	5	5	19	2	.394	2	0	5-6	35	48	4	.954
4 Jessee, Hunter	.316	22-21	79	18	25	6	0	3	14	40	.506	9	5	18	1	.415	1	1	4-4	29	2	1	.969
32 Pyne, Josh	.281	24-24	96	22	27	6	0	1	19	36	.375	12	3	20	1	.368	3	0	0-0	18	27	3	.938
35 Ellis, Matthew	.279	23-22	68	10	19	3	0	4	19	34	.500	15	4	15	1	.432	1	0	0-0	109	6	0	1.000
16 Whalen, Bobby	.258	25-24	93	18	24	6	0	0	15	30	.323	15	1	22	3	.360	2	1	2-3	52	4	1	.982
3 Mathison, Carter	.231	25-25	91	18	21	7	1	3	17	39	.429	15	3	27	0	.348	3	0	2-2	20	1	4	.840

11 De Goti, Jorge	.600	4-0	5	1	3	1	0	0	1	4	.800	0	0	2	0	.600	0	0	0-0	1	0	0	1.000
6 Serruto, Peter	.250	16-12	36	5	9	0	0	1	3	12	.333	6	0	14	2	.357	0	2	0-0	108	13	0	1.000
7 Vecrumba, Ethan	.200	9-0	5	4	1	0	1	0	1	3	.600	1	0	2	0	.333	0	0	1-1	0	0	0	.000
10 Colopy, Morgan	.143	20-8	35	4	5	2	0	0	8	7	.200	6	2	8	3	.302	0	0	0-0	15	0	0	1.000
19 Goforth, Evan	.067	11-6	15	2	1	0	0	0	0	1	.067	4	0	6	1	.263	0	1	0-0	12	8	1	.952
28 Murrison, Sam	.000	14-0	3	2	0	0	0	0	0	0	.000	1	0	2	0	.250	0	0	1-1	2	0	0	1.000
36 Langerman, Riley	.000	7-0	2	0	0	0	0	0	1	0	.000	0	0	1	0	.000	1	0	0-0	20	2	0	1.000
Totals	.300	25	853	192	256	57	8	22	178	395	.463	133	33	199	17	.407	18	5	27-32	652	210	30	.966
Opponents	.244	25	816	131	199	46	1	21	118	310	.380	109	28	246	6	.349	9	10	9-18	627	223	31	.965

LOB - Team (223), Opp (189). DPs turned - Team (7), Opp (19). IBB - Team (3), Mathison 2, Taylor 1. Picked off - Pyne 1.

(All games Sorted by Earned run avg)

Player	era	w-l	app	gs	cg	sho	sv	ip	h	r	er	bb	so	2b	3b	hr	b/avg	wp	hp	bks	sfa	sha
37 Sinnard, Luke	3.82	3-0	6	6	0	0/0	0	33.0	29	15	14	7	47	11	0	4	.236	0	0	0	1	1

55 Burton, Wes	0.00	0-0	4	0	0	0/0	0	4.0	0	0	0	4	4	0	0	0	.000	1	1	0	0	0
40 Phillips, Ethan	0.93	1-0	5	1	0	0/0	0	9.2	7	1	1	3	9	0	0	0	.212	0	1	0	0	0
30 Manase, Seti	0.98	2-1	8	6	0	0/0	0	18.1	14	10	2	7	15	5	0	2	.212	1	1	0	1	2
29 Kraft, Ryan	1.31	1-1	11	0	0	0/0	5	20.2	17	7	3	8	22	1	0	1	.213	0	0	0	0	1
12 Yoho, Craig	2.08	3-0	8	0	0	0/0	0	13.0	11	3	3	5	28	0	0	1	.224	0	3	0	0	0
45 Decker-Petty, Aydan	2.25	1-0	6	0	0	0/0	0	8.0	6	3	2	4	9	1	0	1	.207	0	0	0	0	0
51 Risedorph, Brayden	3.95	0-0	9	2	0	0/0	1	13.2	12	7	6	7	17	2	0	0	.226	3	2	0	1	0
31 Whiteaker, Evan	4.50	1-0	10	2	0	0/0	0	14.0	7	7	7	10	16	0	0	1	.149	4	0	0	0	1
14 Foley, Connor	6.14	2-0	7	0	0	0/0	0	7.1	6	5	5	6	9	0	0	2	.222	0	1	0	0	0
34 Levy, Gabe	6.39	1-2	7	1	0	0/0	0	12.2	15	13	9	6	13	5	0	3	.278	1	2	1	1	0
43 Vega, Adrian	6.75	0-0	7	0	0	0/0	0	9.1	12	7	7	4	7	3	1	2	.324	0	0	0	3	0
42 Seiler, Ben	6.87	0-2	7	4	0	0/0	1	18.1	22	15	14	14	16	6	0	0	.301	2	0	0	1	2
2 Hayden, Luke	7.00	1-0	6	0	0	0/0	0	9.0	10	7	7	5	9	2	0	1	.313	3	1	0	0	1
41 Bothwell, Ty	8.31	2-1	5	3	0	0/0	0	8.2	6	8	8	8	8	3	0	1	.207	0	4	0	0	1
44 Hellman, Cooper	8.31	0-0	6	0	0	0/0	0	4.1	7	4	4	1	2	1	0	1	.368	1	3	0	0	0
39 Ball, Nathan	9.00	0-0	3	0	0	0/0	0	2.0	2	2	2	2	5	0	0	0	.250	1	1	0	0	0
38 Katskee, Cooper	10.50	0-0	5	0	0	0/0	0	6.0	6	7	7	5	6	3	0	0	.300	2	3	0	1	0
27 Ey, Brooks	16.88	0-0	4	0	0	0/0	0	5.1	10	10	10	3	4	3	0	1	.400	0	5	0	0	1
Totals	4.60	18-7	25	25	0	0/0	7	217.1	199	131	111	109	246	46	1	21	.244	19	28	1	9	10
Opponents	7.75	7-18	25	25	0	0/0	1	209.0	256	192	180	133	199	57	8	22	.300	20	33	3	18	5

PB - Team (4), Serruto 2, Ellis 2, Opp (6). Pickoffs - Team (5), Sinnard 1, Seiler 1, Hayden 1, Whiteaker 1, Manase 1, Opp (1). SBA/ATT - Serruto (6-10), Ellis (3-6), Sinnard (3-4), Manase (1-2), Ey (2-2), Katskee (0-1), Phillips, E. (0-1), Hellman (0-1), Yoho (1-1), Hayden (0-1), Vega (1-1), Foley (0-1), Bothwell (1-1), Seiler (0-1), Kraft (0-1).

Big Ten Only Statistics

Record: 3-0 Home: 3-0 Away: 0-0 Big Ten: 3-0

Player	avg	gp-gs	ab	r	h	2b	3b	hr	rbi	tb	slg%	bb	hp	so	gdp	ob%	sf	sh	sb-att	po	a	e	fld%
4 Jessee, Hunter	.429	2-2	7	4	3	1	0	0	1	4	.571	0	1	1	0	.500	0	0	0-0	2	0	0	1.000
9 Tibbitts, Brock	.417	3-3	12	4	5	2	0	1	6	10	.833	1	0	1	0	.429	1	0	0-0	20	4	0	1.000
5 Taylor, Devin	.400	3-3	10	3	4	0	0	1	5	7	.700	4	0	4	0	.571	0	0	0-0	5	1	1	.857
35 Ellis, Matthew	.385	3-3	13	2	5	0	0	2	6	11	.846	1	0	2	0	.429	0	0	0-0	14	0	0	1.000
32 Pyne, Josh	.364	3-3	11	4	4	1	0	0	4	5	.455	2	1	1	0	.500	0	0	0-0	3	4	0	1.000
16 Whalen, Bobby	.333	3-3	12	3	4	0	0	0	2	4	.333	1	0	2	1	.357	1	0	0-0	8	0	1	.889
1 Glasser, Phillip	.333	3-3	9	4	3	2	0	0	0	5	.556	5	0	3	0	.571	0	0	0-0	2	5	0	1.000
8 Cerny, Tyler	.308	3-3	13	3	4	1	0	1	3	8	.615	0	1	4	0	.357	0	0	1-1	4	7	1	.917
3 Mathison, Carter	.167	3-3	12	3	2	1	0	0	1	3	.250	1	0	4	0	.214	1	0	0-0	0	0	0	.000

6 Serruto, Peter	.000	2-1	3	0	0	0	0	0	0	0	.000	1	0	2	0	.250	0	0	0-0	16	1	0	1.000
7 Vecrumba, Ethan	.000	2-0	0	0	0	0	0	0	0	0	.000	0	0	0	0	.000	0	0	0-0	0	0	0	.000
28 Murrison, Sam	.000	3-0	0	0	0	0	0	0	0	0	.000	0	0	0	0	.000	0	0	0-0	1	0	0	1.000
10 Colopy, Morgan	.000	3-0	0	0	0	0	0	0	0	0	.000	0	0	0	0	.000	0	0	0-0	1	0	0	1.000
Totals	.333	3	102	30	34	8	0	5	28	57	.559	16	3	24	1	.427	3	0	1-1	81	26	4	.964
Opponents	.269	3	104	17	28	6	0	3	14	43	.413	17	3	30	1	.384	1	0	1-1	72	19	4	.958

LOB - Team (22), Opp (27). DPs turned - Team (1), Opp (1). Picked off - Pyne 1.

(Big Ten games only Sorted by Earned run avg)

Player	era	w-l	app	gs	cg	sho	sv	ip	h	r	er	bb	so	2b	3b	hr	b/avg	wp	hp	bk	sfa	sha
29 Kraft, Ryan	0.00	0-0	1	0	0	0/0	0	4.0	4	0	0	3	3	0	0	0	.267	0	0	0	0	0
30 Manase, Seti	0.00	0-0	1	1	0	0/0	0	3.0	3	0	0	0	2	0	0	0	.273	0	0	0	0	0
34 Levy, Gabe	2.25	1-0	1	0	0	0/0	0	4.0	3	2	1	2	2	1	0	0	.200	0	0	0	0	0
2 Hayden, Luke	2.70	1-0	1	0	0	0/0	0	3.1	1	1	1	1	5	0	0	1	.091	1	0	0	0	0
37 Sinnard, Luke	6.00	0-0	1	1	0	0/0	0	6.0	8	4	4	1	8	4	0	1	.333	0	0	0	0	0

12 Yoho, Craig	0.00	1-0	1	0	0	0/0	0	2.1	2	0	0	1	6	0	0	0	.222	0	1	0	0	0
43 Vega, Adrian	0.00	0-0	1	0	0	0/0	0	1.0	2	0	0	0	2	0	0	0	.400	0	0	0	0	0
42 Seiler, Ben	13.50	0-0	1	0	0	0/0	0	2.0	3	3	3	2	1	1	0	0	.333	0	0	0	0	0
51 Risedorph, Brayden	13.50	0-0	1	0	0	0/0	0	0.2	1	1	1	1	0	0	0	0	.500	0	2	0	1	0
45 Decker-Petty, Aydan	13.50	0-0	1	0	0	0/0	0	0.2	1	2	1	2	1	0	0	1	.333	0	0	0	0	0
31 Whiteaker, Evan	99.00	0-0	1	1	0	0/0	0	0.0	0	4	4	4	0	0	0	0		0	0	0	0	0
Totals	5.00	3-0	3	3	0	0/0	0	27.0	28	17	15	17	30	6	0	3	.269	1	3	0	1	0
Opponents	10.88	0-3	3	3	0	0/0	0	24.0	34	30	29	16	24	8	0	5	.333	1	3	0	3	0

Pickoffs - Team (1), Manase 1, Opp (1). SBA/ATT - Sinnard (1-1), Serruto (1-1).



Last Week's Games Statistics

(March 20-26 Only Sorted by Batting avg)

Record: 4-0 Home: 4-0 Away: 0-0 Big Ten: 3-0

Player	avg	gp-gs	ab	r	h	2b	3b	hr	rbi	tb	slg%	bb	hp	so	gdp	ob%	sf	sh	sb-att	po	a	e	fld%
9 Tibbitts, Brock	.500	4-4	16	8	8	2	0	1	7	13	.813	2	0	1	0	.526	1	0	0-0	26	5	0	1.000
1 Glasser, Phillip	.417	4-4	12	6	5	3	0	0	0	8	.667	6	1	3	0	.632	0	0	0-1	4	6	0	1.000
5 Taylor, Devin	.385	4-4	13	5	5	1	0	1	8	9	.692	5	1	5	0	.579	0	0	0-0	6	1	1	.875
35 Ellis, Matthew	.357	4-4	14	2	5	0	0	2	6	11	.786	3	1	2	0	.500	0	0	0-0	23	1	0	1.000
4 Jessee, Hunter	.333	3-3	12	4	4	2	0	0	1	6	.500	0	1	2	0	.385	0	0	0-0	2	0	0	1.000
32 Pyne, Josh	.313	4-4	16	6	5	1	0	0	5	6	.375	3	1	3	0	.450	0	0	0-0	4	5	0	1.000
3 Mathison, Carter	.294	4-4	17	5	5	3	0	1	4	11	.647	1	0	6	0	.316	1	0	0-0	0	0	0	.000
8 Cerny, Tyler	.278	4-4	18	4	5	1	0	1	5	9	.500	0	1	7	0	.316	0	0	1-1	6	9	1	.938
16 Whalen, Bobby	.250	4-4	16	4	4	0	0	0	5	4	.250	1	0	3	1	.263	2	0	0-0	11	0	1	.917

6 Serruto, Peter	.000	3-1	4	0	0	0	0	0	0	0	.000	1	0	3	0	.200	0	0	0-0	18	1	0	1.000
19 Goforth, Evan	.000	1-0	0	0	0	0	0	0	0	0	.000	1	0	0	0	1.000	0	0	0-0	0	0	0	.000
7 Vecrumba, Ethan	.000	3-0	0	1	0	0	0	0	0	0	.000	0	0	0	0	.000	0	0	0-0	0	0	0	.000
28 Murrison, Sam	.000	4-0	0	0	0	0	0	0	0	0	.000	0	0	0	0	.000	0	0	0-0	1	0	0	1.000
10 Colopy, Morgan	.000	4-0	0	0	0	0	0	0	0	0	.000	0	0	0	0	.000	0	0	0-0	2	0	0	1.000
Totals	.333	4	138	45	46	13	0	6	41	77	.558	23	6	35	1	.439	4	0	1-2	108	33	4	.972
Opponents	.257	4	136	22	35	6	0	4	19	53	.390	25	5	41	1	.389	1	0	1-3	96	23	6	.952

LOB - Team (30), Opp (37). DPs turned - Team (1), Opp (1). Picked off - Pyne 1.

(March 20-26 Only Sorted by Earned run avg)

Player	era	w-l	app	gs	cg	sho	sv	ip	h	r	er	bb	so	2b	3b	hr	b/avg	wp	hp	bks	sfa	sha
29 Kraft, Ryan	0.00	0-0	2	0	0	0/0	0	5.0	4	0	0	3	5	0	0	0	.222	0	0	0	0	0
30 Manase, Seti	0.00	0-0	2	2	0	0/0	0	4.0	3	0	0	0	2	0	0	0	.231	0	1	0	0	0
34 Levy, Gabe	1.80	1-0	2	0	0	0/0	0	5.0	4	2	1	2	3	1	0	0	.211	0	0	0	0	0
37 Sinnard, Luke	6.00	0-0	1	1	0	0/0	0	6.0	8	4	4	1	8	4	0	1	.333	0	0	0	0	0

40 Phillips, Ethan	0.00	0-0	1	0	0	0/0	0	1.0	0	0	0	1	0	0	0	0	.000	0	0	0	0	0
2 Hayden, Luke	2.70	1-0	1	0	0	0/0	0	3.1	1	1	1	1	5	0	0	1	.091	1	0	0	0	0
12 Yoho, Craig	3.00	2-0	2	0	0	0/0	0	3.0	3	1	1	3	8	0	0	0	.250	0	2	0	0	0
43 Vega, Adrian	4.50	0-0	2	0	0	0/0	0	2.0	3	1	1	0	2	0	0	1	.333	0	0	0	0	0
51 Risedorph, Brayden	5.40	0-0	2	0	0	0/0	0	1.2	2	1	1	2	2	0	0	0	.333	1	2	0	1	0
45 Decker-Petty, Aydan	5.40	0-0	2	0	0	0/0	0	1.2	2	2	1	2	2	0	0	1	.286	0	0	0	0	0
42 Seiler, Ben	13.50	0-0	2	0	0	0/0	0	2.2	5	4	4	3	2	1	0	0	.385	0	0	0	0	0
14 Foley, Connor	54.00	0-0	1	0	0	0/0	0	0.1	0	2	2	2	1	0	0	0	.000	0	0	0	0	0
31 Whiteaker, Evan	99.00	0-0	2	1	0	0/0	0	0.1	0	4	4	5	1	0	0	0	.000	0	0	0	0	0
Totals	5.00	4-0	4	4	0	0/0	0	36.0	35	22	20	25	41	6	0	4	.257	2	5	0	1	0
Opponents	12.38	0-4	4	4	0	0/0	0	32.0	46	45	44	23	35	13	0	6	.333	5	6	0	4	0

Pickoffs - Team (1), Manase 1, Opp (1). SBA/ATT - Manase (0-1), Sinnard (1-1), Serruto (1-1), Ellis (0-1), Phillips, E. (0-1).

Last 10 Games Statistics

Record: 4-0 Home: 4-0 Away: 0-0 Big Ten: 3-0

Player	avg	gp-gs	ab	r	h	2b	3b	hr	rbi	tb	slg%	bb	hp	so	gdp	ob%	sf	sh	sb-att	po	a	e	fld%
9 Tibbitts, Brock	.500	4-4	16	8	8	2	0	1	7	13	.813	2	0	1	0	.526	1	0	0-0	26	5	0	1.000
1 Glasser, Phillip	.417	4-4	12	6	5	3	0	0	0	8	.667	6	1	3	0	.632	0	0	0-1	4	6	0	1.000
5 Taylor, Devin	.385	4-4	13	5	5	1	0	1	8	9	.692	5	1	5	0	.579	0	0	0-0	6	1	1	.875
35 Ellis, Matthew	.357	4-4	14	2	5	0	0	2	6	11	.786	3	1	2	0	.500	0	0	0-0	23	1	0	1.000
4 Jessee, Hunter	.333	3-3	12	4	4	2	0	0	1	6	.500	0	1	2	0	.385	0	0	0-0	2	0	0	1.000
32 Pyne, Josh	.313	4-4	16	6	5	1	0	0	5	6	.375	3	1	3	0	.450	0	0	0-0	4	5	0	1.000
3 Mathison, Carter	.294	4-4	17	5	5	3	0	1	4	11	.647	1	0	6	0	.316	1	0	0-0	0	0	0	.000
8 Cerny, Tyler	.278	4-4	18	4	5	1	0	1	5	9	.500	0	1	7	0	.316	0	0	1-1	6	9	1	.938
16 Whalen, Bobby	.250	4-4	16	4	4	0	0	0	5	4	.250	1	0	3	1	.263	2	0	0-0	11	0	1	.917

6 Serruto, Peter	.000	3-1	4	0	0	0	0	0	0	0	.000	1	0	3	0	.200	0	0	0-0	18	1	0	1.000
19 Goforth, Evan	.000	1-0	0	0	0	0	0	0	0	0	.000	1	0	0	0	1.000	0	0	0-0	0	0	0	.000
7 Vecrumba, Ethan	.000	3-0	0	1	0	0	0	0	0	0	.000	0	0	0	0	.000	0	0	0-0	0	0	0	.000
28 Murrison, Sam	.000	4-0	0	0	0	0	0	0	0	0	.000	0	0	0	0	.000	0	0	0-0	1	0	0	1.000
10 Colopy, Morgan	.000	4-0	0	0	0	0	0	0	0	0	.000	0	0	0	0	.000	0	0	0-0	2	0	0	1.000
Totals	.333	4	138	45	46	13	0	6	41	77	.558	23	6	35	1	.439	4	0	1-2	108	33	4	.972
Opponents	.257	4	136	22	35	6	0	4	19	53	.390	25	5	41	1	.389	1	0	1-3	96	23	6	.952

LOB - Team (30), Opp (37). DPs turned - Team (1), Opp (1). Picked off - Pyne 1.

(March 20-26 Only Sorted by Earned run avg)

Player	era	w-l	app	gs	cg	sho	sv	ip	h	r	er	bb	so	2b	3b	hr	b/avg	wp	hp	bks	sfa	sha
29 Kraft, Ryan	0.00	0-0	2	0	0	0/0	0	5.0	4	0	0	3	5	0	0	0	.222	0	0	0	0	0
30 Manase, Seti	0.00	0-0	2	2	0	0/0	0	4.0	3	0	0	0	2	0	0	0	.231	0	1	0	0	0
34 Levy, Gabe	1.80	1-0	2	0	0	0/0	0	5.0	4	2	1	2	3	1	0	0	.211	0	0	0	0	0
37 Sinnard, Luke	6.00	0-0	1	1	0	0/0	0	6.0	8	4	4	1	8	4	0	1	.333	0	0	0	0	0

40 Phillips, Ethan	0.00	0-0	1	0	0	0/0	0	1.0	0	0	0	1	0	0	0	0	.000	0	0	0	0	0
2 Hayden, Luke	2.70	1-0	1	0	0	0/0	0	3.1	1	1	1	1	5	0	0	1	.091	1	0	0	0	0
12 Yoho, Craig	3.00	2-0	2	0	0	0/0	0	3.0	3	1	1	3	8	0	0	0	.250	0	2	0	0	0
43 Vega, Adrian	4.50	0-0	2	0	0	0/0	0	2.0	3	1	1	0	2	0	0	1	.333	0	0	0	0	0
51 Risedorph, Brayden	5.40	0-0	2	0	0	0/0	0	1.2	2	1	1	2	2	0	0	0	.333	1	2	0	1	0
45 Decker-Petty, Aydan	5.40	0-0	2	0	0	0/0	0	1.2	2	2	1	2	2	0	0	1	.286	0	0	0	0	0
42 Seiler, Ben	13.50	0-0	2	0	0	0/0	0	2.2	5	4	4	3	2	1	0	0	.385	0	0	0	0	0
14 Foley, Connor	54.00	0-0	1	0	0	0/0	0	0.1	0	2	2	2	1	0	0	0	.000	0	0	0	0	0
31 Whiteaker, Evan	99.00	0-0	2	1	0	0/0	0	0.1	0	4	4	5	1	0	0	0	.000	0	0	0	0	0
Totals	5.00	4-0	4	4	0	0/0	0	36.0	35	22	20	25	41	6	0	4	.257	2	5	0	1	0
Opponents	12.38	0-4	4	4	0	0/0	0	32.0	46	45	44	23	35	13	0	6	.333	5	6	0	4	0

Pickoffs - Team (1), Manase 1, Opp (1). SBA/ATT - Manase (0-1), Sinnard (1-1), Serruto (1-1), Ellis (0-1), Phillips, E. (0-1).



Team Game-by-Game (Hitting)

Date	Opponent	ab	r	h	rbi	2b	3b	hr	tb	bb	ibb	sb	cs	hbp	sac	sf	gdp	k	po	a	e	lob	avg
Feb 17	at Auburn	33	4	5	3	0	0	1	8	4	0	0	0	3	0	0	0	12	24	6	2	9	.152
Feb 18	at Auburn	30	1	4	1	1	0	0	5	3	0	0	0	1	0	0	2	5	24	13	0	6	.143
Feb 19	at Auburn	40	11	14	10	4	0	1	21	7	0	1	0	1	0	1	0	7	27	9	0	11	.223
Feb 21	MIAMI (OHIO)	37	13	14	12	1	2	2	25	3	0	2	0	2	0	1	1	10	27	10	1	6	.264
Feb 24	at Texas	30	2	7	2	1	0	0	8	5	0	1	0	1	1	1	2	8	24	12	0	9	.259
Feb 25	at Texas	27	2	2	2	0	0	0	2	6	0	0	0	3	0	0	2	7	24	7	3	7	.234
Feb 26	at Texas	34	4	8	4	1	0	0	9	0	0	1	1	0	1	0	0	12	27	10	1	4	.234
Feb 28	BUTLER	33	13	13	12	7	2	0	24	11	0	8	0	4	0	1	1	8	27	6	0	12	.254
Mar 03	at East Carolina	37	4	10	4	3	0	1	16	4	0	1	0	1	1	1	0	14	24	10	0	13	.256
Mar 04	vs Georgetown	28	4	7	4	1	0	0	8	3	0	1	1	1	0	0	2	6	27	9	3	4	.255
Mar 05	vs Long Beach State	34	4	8	4	0	0	0	8	4	0	0	1	0	0	0	1	8	24	10	4	7	.253
Mar 08	PURDUE FORT WAYNE	37	15	14	14	4	1	2	26	9	0	4	0	3	0	1	1	6	27	4	0	11	.265
Mar 09	BELLARMINE	31	5	9	5	2	0	1	14	4	0	1	0	0	0	1	1	5	27	13	3	7	.267
Mar 10	BELLARMINE	32	9	10	7	3	0	0	13	9	1	0	1	2	0	1	1	6	27	9	1	11	.270
Mar 11	BELLARMINE	40	13	19	13	2	0	1	24	6	0	2	0	2	1	3	0	9	27	5	2	15	.286
Mar 12	BELLARMINE	33	3	10	2	0	1	0	12	2	0	1	0	0	0	1	1	6	27	10	1	9	.287
Mar 14	at Kentucky	25	2	4	2	2	0	0	6	3	0	1	0	0	0	0	0	11	19	2	1	5	.282
Mar 15	MOREHEAD STATE	42	6	14	6	2	0	2	22	4	2	0	0	2	1	0	0	6	30	9	2	15	.285
Mar 16	MOREHEAD STATE	45	23	20	22	4	1	5	41	9	0	2	0	1	0	1	0	4	27	9	0	9	.296
Mar 17	MOREHEAD STATE	35	5	7	5	3	1	0	12	9	0	0	0	0	0	0	0	9	27	7	1	13	.291
Mar 21	INDIANA STATE	36	15	13	13	5	0	1	21	7	0	0	1	3	0	1	0	11	27	7	0	8	.295
*Mar 25	OHIO STATE	35	14	14	13	2	0	3	25	6	0	1	0	2	0	2	0	6	27	11	1	7	.300
*Mar 26	OHIO STATE	37	9	13	8	4	0	1	20	6	0	0	0	0	0	1	0	11	27	7	3	11	.302
*Mar 26	OHIO STATE	30	7	7	7	2	0	1	12	4	0	0	0	1	0	0	1	7	27	8	0	4	.300
Mar 28	KENT STATE	32	4	10	3	3	0	0	13	5	0	0	0	0	0	1	1	5	27	7	1	10	.300
Totals		853	192	256	178	57	8	22	395	133	3	27	5	33	5	18	17	199	652	210	30	223	.300

Team Game-by-Game (Pitching)

Date	Opponent	ip	h	r	er	bb	so	2b	3b	hr	wp	bk	hbp	dp	ibb	score	w-l	sv	era
Feb 17	at Auburn	8.0	11	8	5	7	11	2	0	1	2	0	0	0	0	4-8	0-1	0	5.62
Feb 18	at Auburn	8.0	8	6	6	9	4	4	0	0	2	0	2	2	0	1-6	0-2	0	6.19
Feb 19	at Auburn	9.0	8	2	2	2	9	2	0	1	0	0	0	0	0	11-2	1-2	0	4.68
Feb 21	MIAMI (OHIO)	9.0	11	5	5	5	14	3	0	1	1	0	1	1	0	13-5	2-2	0	4.76
Feb 24	at Texas	8.0	8	4	4	4	3	2	0	1	0	0	0	0	0	2-4	2-3	0	4.71
Feb 25	at Texas	8.0	4	5	2	6	3	1	0	0	0	0	1	0	0	2-5	2-4	0	4.32
Feb 26	at Texas	9.0	6	2	2	1	9	2	0	1	0	0	0	0	0	4-2	3-4	1	3.97
Feb 28	BUTLER	9.0	5	2	2	3	16	1	0	0	2	0	2	0	0	13-2	4-4	1	3.71
Mar 03	at East Carolina	8.0	16	17	17	6	2	4	1	3	1	0	3	0	0	4-17	4-5	1	5.33
Mar 04	vs Georgetown	9.0	5	3	2	3	11	2	0	0	0	0	0	0	0	4-3	5-5	2	4.98
Mar 05	vs Long Beach State	8.0	12	10	4	5	4	2	0	2	2	0	1	0	0	4-10	5-6	2	4.94
Mar 08	PURDUE FORT WAYNE	9.0	2	1	1	5	13	1	0	0	1	0	2	0	0	15-1	6-6	2	4.59
Mar 09	BELLARMINE	9.0	12	3	2	0	7	3	0	0	3	0	0	0	0	5-3	7-6	3	4.38
Mar 10	BELLARMINE	9.0	10	7	7	3	12	6	0	0	0	0	0	0	0	9-7	8-6	4	4.57
Mar 11	BELLARMINE	9.0	8	3	3	4	15	1	0	1	0	0	1	0	0	13-3	9-6	4	4.47
Mar 12	BELLARMINE	9.0	4	2	0	3	11	2	0	0	1	0	0	0	0	3-2	10-6	5	4.17
Mar 14	at Kentucky	6.1	9	12	11	6	7	1	0	1	0	1	6	2	0	2-12	10-7	5	4.68
Mar 15	MOREHEAD STATE	10.0	8	5	5	0	9	0	0	3	1	0	2	1	0	6-5	11-7	5	4.67
Mar 16	MOREHEAD STATE	9.0	6	5	5	5	14	0	0	1	1	0	0	0	0	23-5	12-7	6	4.68
Mar 17	MOREHEAD STATE	9.0	6	4	3	3	17	1	0	1	0	0	0	0	0	5-4	13-7	6	4.60
Mar 21	INDIANA STATE	9.0	7	5	5	8	11	0	0	1	1	0	2	0	0	15-5	14-7	6	4.62
*Mar 25	OHIO STATE	9.0	9	6	5	9	7	1	0	0	0	0	0	1	0	14-6	15-7	6	4.63
*Mar 26	OHIO STATE	9.0	11	6	5	4	15	4	0	2	0	0	1	0	0	9-6	16-7	6	4.65
*Mar 26	OHIO STATE	9.0	8	5	5	4	8	1	0	1	1	0	2	0	0	7-5	17-7	6	4.67
Mar 28	KENT STATE	9.0	5	3	3	4	14	0	0	0	0	0	2	0	0	4-3	18-7	7	4.60
Totals		217.1	199	131	111	109	246	46	1	21	19	1	28	7	0	192-131	18-7	7	4.60



Non-Starter Statistics

Player	avg	gp-gs	ab	r	h	2b	3b	hr	rbi	tb	slg%	bb	hp	so	gdp	ob%	sf	sh	sb-att	po	a	e	fld%
11 De Goti, Jorge	.600	4-0	5	1	3	1	0	0	1	4	.800	0	0	2	0	.600	0	0	0-0	1	0	0	1.000
5 Taylor, Devin	.250	4-0	4	0	1	0	0	0	1	1	.250	0	1	2	0	.400	0	0	0-0	1	0	1	.500
7 Vecrumba, Ethan	.200	9-0	5	4	1	0	1	0	1	3	.600	1	0	2	0	.333	0	0	1-1	0	0	0	.000
10 Colopy, Morgan	.000	12-0	7	0	0	0	0	0	0	0	.000	0	0	2	1	.000	0	0	0-0	2	0	0	1.000
28 Murrison, Sam	.000	14-0	3	2	0	0	0	0	0	0	.000	1	0	2	0	.250	0	0	1-1	2	0	0	1.000
36 Langerman, Riley	.000	7-0	2	0	0	0	0	0	1	0	.000	0	0	1	0	.000	1	0	0-0	20	2	0	1.000
6 Serruto, Peter	.000	4-0	1	0	0	0	0	0	0	0	.000	1	0	1	0	.500	0	0	0-0	6	0	0	1.000
8 Cerny, Tyler	.000	2-0	1	0	0	0	0	0	0	0	.000	1	0	0	0	.500	0	0	0-0	3	3	0	1.000
4 Jessee, Hunter	.000	1-0	1	0	0	0	0	0	0	0	.000	0	0	0	0	.000	0	0	0-0	0	0	0	.000
19 Goforth, Evan	.000	5-0	0	0	0	0	0	0	0	0	.000	1	0	0	0	1.000	0	0	0-0	1	0	0	1.000
16 Whalen, Bobby	.000	1-0	0	0	0	0	0	0	0	0	.000	1	0	0	0	1.000	0	0	0-0	0	0	0	.000
35 Ellis, Matthew	.000	1-0	0	0	0	0	0	0	0	0	.000	1	0	0	0	1.000	0	0	0-0	0	0	0	.000
Totals	.172	25	29	7	5	1	1	0	4	8	.276	7	1	12	1	.342	1	0	2-2	49	16	4	.942
Opponents	.192	25	52	4	10	2	0	1	7	15	.288	7	2	23	0	.311	0	0	0-1	39	11	1	.980

(All games Sorted by Earned run avg)

Player	era	w-l	app	gs	cq	sho	sv	ip	h	r	er	bb	so	2b	3b	hr	b/avg	wp	hp	bks	sfa	sha
40 Phillips, Ethan	0.00	0-0	4	0	0	0/0	0	7.2	5	0	0	2	7	0	0	0	.192	0	0	0	0	0
55 Burton, Wes	0.00	0-0	4	0	0	0/0	0	4.0	0	0	0	4	4	0	0	0	.000	1	1	0	0	0
31 Whiteaker, Evan	0.82	1-0	8	0	0	0/0	0	11.0	4	1	1	6	13	0	0	0	.114	3	0	0	0	1
29 Kraft, Ryan	1.31	1-1	11	0	0	0/0	5	20.2	17	7	3	8	22	1	0	1	.213	0	0	0	0	1
12 Yoho, Craig	2.08	3-0	8	0	0	0/0	0	13.0	11	3	3	5	28	0	0	1	.224	0	3	0	0	0
45 Decker-Petty, Aydan	2.25	1-0	6	0	0	0/0	0	8.0	6	3	2	4	9	1	0	1	.207	0	0	0	0	0
51 Risedorph, Brayden	2.70	0-0	7	0	0	0/0	1	6.2	4	2	2	4	9	0	0	0	.174	2	2	0	1	0
30 Manase, Seti	3.86	1-0	2	0	0	0/0	0	2.1	2	2	1	0	3	1	0	0	.222	0	0	0	0	1
42 Seiler, Ben	5.40	0-0	3	0	0	0/0	1	6.2	5	4	4	4	9	1	0	0	.200	0	0	0	0	0
34 Levy, Gabe	5.56	1-1	6	0	0	0/0	0	11.1	15	10	7	5	11	5	0	3	.306	1	0	0	1	0
14 Foley, Connor	6.14	2-0	7	0	0	0/0	0	7.1	6	5	5	6	9	0	0	2	.222	0	1	0	0	0
43 Vega, Adrian	6.75	0-0	7	0	0	0/0	0	9.1	12	7	7	4	7	3	1	2	.324	0	0	0	3	0
2 Hayden, Luke	7.00	1-0	6	0	0	0/0	0	9.0	10	7	7	5	9	2	0	1	.313	3	1	0	0	1
44 Hellman, Cooper	8.31	0-0	6	0	0	0/0	0	4.1	7	4	4	1	2	1	0	1	.368	1	3	0	0	0
39 Ball, Nathan	9.00	0-0	3	0	0	0/0	0	2.0	2	2	2	2	5	0	0	0	.250	1	1	0	0	0
38 Katskee, Cooper	10.50	0-0	5	0	0	0/0	0	6.0	6	7	7	5	6	3	0	0	.300	2	3	0	1	0
27 Ey, Brooks	16.88	0-0	4	0	0	0/0	0	5.1	10	10	10	3	4	3	0	1	.400	0	5	0	0	1
41 Bothwell, Ty	33.75	0-0	2	0	0	0/0	0	1.1	2	5	5	2	0	0	0	1	.400	0	3	0	0	0
Totals	4.63	11-2	25	0	0	0/0	7	136.0	124	79	70	70	157	21	1	14	.243	14	23	0	6	5
Opponents	7.20	3-7	25	0	0	0/0	1	115.0	131	95	92	84	107	31	4	10	.285	15	20	1	11	3

National Rankings

Hitting	NCAA	B1G	Total
Base on Balls	46	2	133
Batting Average	53	5	.300
Doubles	21	2	57
Doubles Per Game	35	3	2.28
Hit by Pitch	101	7	33
Hits	45	2	256
Home Runs	161	8	22
Home Runs Per Game	178	10	0.88
On Base Percentage	53	4	.407
Runs	49	3	192
Sacrifice Bunts	216	10	5
Sacrifice Flies	10	2	18
Scoring	65	5	7.7
Slugging Percentage	85	8	.463
Stolen Bases	141	6	27
Stolen Bases Per Game	160	8	1.08
Triples	35	2	8
Triples Per Game	57	4	0.32
Pitching	NCAA	B1G	Total
Earned Run Average	56	2	4.6
Hit Batters	153	10	28
Hits Allowed Per Nine Innings	48	4	8.24
Shutouts	--	--	--
Strikeout-to-Walk Ratio	69	4	2.26
Strikeouts Per Nine Innings	45	3	10.2
WHIP	63	3	1.42
Walks Allowed Per Nine Innings	120	6	4.51
Fielding	NCAA	B1G	Total
Fielding Percentage	163	9	.966
Double Plays	281	13	7
Double Plays Per Game	289	13	0.28

Hitting	Name	NCAA	B1G	Total
Base on Balls	--	--	--	--
Batting Average	Phillip Glasser	14	2	0.44
Doubles	Phillip Glasser	5	1	13
Hit by Pitch	--	--	--	--
Hits	Phillip Glasser	9	1	44
Home Runs	--	--	--	--
On Base Percentage	Phillip Glasser	40	2	0.52
Runs	Phillip Glasser	98	4	28
Runs Batted In	Brock Tibbitts	102	5	28
Sacrifice Bunts	--	--	--	--
Sacrifice Flies	Phillip Glasser	61	3	3
	Carter Mathison	61	3	3
	Josh Pyne	61	3	3
Slugging Percentage	Phillip Glasser	188	10	0.65
Stolen Bases	Phillip Glasser	98	3	10
Total Bases	Phillip Glasser	66	5	65
Toughest to Strike Out	--	--	--	--
Triples	Tyler Cerny	20	1	3
	Brock Tibbitts	75	5	2

Pitching	Name	NCAA	B1G	Total
Complete Games	--	--	--	--
Earned Run Average	--	--	--	--
Games Started	Seti Manase	24	1	6
	Luke Sinnard	24	1	6
Hit Batters	--	--	--	--
Hits Per Nine Innings	--	--	--	--
Pitching Appearances	Ryan Kraft	120	2	11
Saves	Ryan Kraft	16	1	5
	Ben Seiler	289	11	1
	Brayden Risedorph	289	11	1
Strikeout-to-Walk Ratio	Luke Sinnard	36	1	6.71
Strikeouts	Luke Sinnard	20	2	47
Strikeouts Per Nine Innings	Luke Sinnard	43	4	12.82
Victories	Luke Sinnard	106	5	3
	Craig Yoho	106	5	3
WHIP	Luke Sinnard	117	8	1.09
Walks Per Nine Innings	Luke Sinnard	102	3	1.91



Bullpen Tracker

Below is a listing of decisions (win or loss), holds and saves/blown saves from the Indiana bullpen in 2023.

NOTE: A hold occurs when a relief pitcher enters the game in a save situation and maintains the team's lead, while recording at least one out. In order for a pitcher to be credited with a hold one of two conditions must be met: 1) He enters with a lead of three runs or less and maintains that lead while recording at least one out. 2) He enters the game with the tying run on-deck, at the plate or on the bases, and records an out.

Opponent (Date)	Result	Pitcher	Line	Opponent (Date)	Result	Pitcher	Line
Miami (Ohio) (2/21)	Hold (1)	Whiteaker, Evan	1.0 IP, 1 BB, 2 K	Kent State (3/28)	Hold (1)	Decker-Petty, Aydan	1.0 IP, 2 H, 1 K
	Hold (1)	Foley, Connor	1.0, 1 R, 1 ER, 1 BB, 1 K		Hold (1)	Ball, Nathan	1.0 IP, 3 K
at Texas (2/24)	Blown Save (1)	Vega, Adrian	1.0 IP, 1 H, 1 ER, 1 BB		Hold (1)	Burton, Wes	1.0 IP, 1 K
	Loss (1)	Levy, Gabe	1.1 IP, 3 H, 3 R, 3 ER, 1 BB, 1 K		Hold (1)	Katskee, Cooper	2.0 IP, 1 R, 1 ER, 1 BB, 2 K
at Texas (2/25)	Loss (1)	Kraft, Ryan	1.0 IP, 3 H, 4 R, 2 ER, 2 BB, 1 K		Hold (2)	Whiteaker, Evan	1.0 IP, 1 H, 1 R, 1 ER, 2 BB, 3 K
at Texas (2/26)	Hold (1)	Hellman, Cooper	1.0 IP, 1 BB		Save (1)	Risedorph, Brayden	1.0 IP, 2 K
	Save (1)	Kraft, Ryan	3.0 IP, 1 H, 2 K				
vs. Georgetown (3/4)	Win (1)	Yoho, Craig	1.0 IP, 1 H, 1 BB, 2 K				
	Save (2)	Kraft, Ryan	2.0 IP, 3 K				
Bellarmine (3/9)	Win (1)	Foley, Connor	1.0 IP, 1 H				
	Save (3)	Kraft, Ryan	1.0 IP, 1 H				
Bellarmine (3/10)	Win (1)	Decker-Petty, Aydan	2.2 IP, 1 BB, 3 K				
	Hold (1)	Yoho, Craig	3.0 IP, 1 H, 5 K				
	Save (4)	Kraft, Ryan	1.0 IP, 1 H, 3 K				
Bellarmine (3/12)	Win (1)	Whiteaker, Evan	2.2 IP, 1 BB, 2 K				
	Save (5)	Kraft, Ryan	2.0 IP, 2 H, 2 R, 0 ER, 2 K				
Morehead State (3/15)	Win (1)	Kraft, Ryan	1.0 IP				
Morehead State (3/16)	Win (2)	Foley, Connor	2.0 IP, 2 H, 1 R, 1 ER, 1 BB, 3 K				
	Save (1)	Seiler, Ben	4.0 IP, 1 BB, 7 K				
Morehead State (3/17)	Hold (1)	Kraft, Ryan	1.2 IP, 2 H, 2 BB, 2 K				
	BS (1)/Win (1)	Manase, Seti	1.1 IP, 2 H, 2 R, 1 ER, 2 K				
Indiana State (3/21)	BS (1)/Win (2)	Yoho, Craig	0.2 IP, 1 H, 1 R, 2 BB, 2 K				
Ohio State (3/25)	Win (1)	Levy, Gabe	4.0 IP, 3 H, 2 R, 1 ER, 2 BB, 2 K				
	Hold (2)	Kraft, Ryan	4.0 IP, 4 H, 2 K				
Ohio State-1 (3/26)	BS (1)	Decker-Petty, Aydan	0.2 IP, 1 H, 2 R, 1 ER, 2 BB, 1 K				
	Win (3)	Yoho, Craig	2.1 IP, 2 H, 1 BB, 6 K				
Ohio State-2 (3/26)	Hold (1)	Risedorph, Brayden	0.2 IP, 1 H, 1 R, 1 BB				
	Hold (1)	Seiler, Ben	2.0 IP, 3 H, 3 R, 3 ER, 2 BB, 1 K				
	Win (1)	Hayden, Luke	3.1 IP, 1 H, 1 R, 1 ER, 1 BB, 5 K				

Individual Relief Breakdown (Statistics include only relief appearances)

Name	Win	Hold/Save	Loss/Blown Save	Name	Win	Hold/Save	Loss/Blown Save	Name	Win	Hold/Save	Loss/Blown Save
Ball, Nathan	--	1/--	--/--	Katskee, Cooper	--	1/--	--/--	Vega, Adrian	--	--/--	--/1
Burton, Wes	--	1/--	--/--	Kraft, Ryan	1	2/5	1/--	Whiteaker, Evan	1	2/--	--/--
Decker-Petty, A.	1	1/--	--/1	Levy, Gabe	1	--/--	1/--	Yoho, Craig	3	1/--	--/1
Foley, Connor	2	1/--	--/--	Manase, Seti	1	--/--	--/1				
Hayden, Luke	1	--/--	--/--	Risedorph, Brayden	--	1/1	--/--				
Hellman, Cooper	--	1/--	--/--	Seiler, Ben	--	1/1	--/--				



1 | IF

PHILLIP GLASSER
6-0 | 195 | L/R | Sr. +
Tallmadge, Ohio
Tallmadge (Youngstown State)
Cybersecurity Management (master's)

Career Highs * - at Youngstown State (2019-21)

At-Bats	7	Kentucky, 3/15/22
Runs	4	Morehead State, 3/16/23
Hits	5	Bellarmine, 3/11/23
RBI	5	Bellarmine, 3/11/23
Doubles	3	Kentucky, 3/15/22
Triples	1	Eight Times; Last Miami (Ohio), 2/21/23
Home Runs	1	11 Times; Last Bellarmine, 3/11/23
Total Bases	9	Two Times; Last at East Carolina, 3/3/23
Walks	3	Three Times; Last Ohio State, 3/26/23
Hit-by-Pitch	1	21 Times; Last Indiana State, 3/21/23
Strikeouts	3*	Seven Times; Last at Bellarmine, 5/16/21
Stolen Bases	3*	UIC, 4/3/21

Career Notes & Records

Appeared in 190 career games with 187 starts in his collegiate career ... Owns three 20-plus game reached base streaks in his Indiana career, including a career-long streak of 25 games which began on Feb. 17, 2023 and is active ... Has posted a .300 average in 14 of 17 regular season weekend series, including five of six Big Ten series played ... Earned his bachelor's degree in liberal studies ... Pursuing a master's in cybersecurity management.

2023 Season

Season: Started all 25 games at shortstop ... Reached base in all 25 games ... Owns a hit in 21 of 25 games ... Drew a walk in 12 games ... Riding a 25-game reached base streak that began on Feb. 17, 2023 ... Season-long hitting streak spanned 12 games from March 8-March 26 ... Posted 15 multi-hit games, six multi-RBI games and eight multi-run scored games ... Homered at East Carolina (3/3) and against Bellarmine (3/11) ... Hit .300 or better in all six regular season weekend series played.

Career Statistics

* - at Youngstown State (2019-21)

	Avg	GP-GS	AB	R	H	2B	3B	HR	RBI	TB	SLG%	BB	HBP	SO	GDP	OB%	SF	SH	SB-ATT	PO	A	E	FLD%
2019*	.266	49-48	184	30	49	8	2	0	20	61	.332	27	3	49	1	.366	2	7	9-13	65	126	15	.927
2020*	.291	14-14	55	7	16	0	0	1	4	19	.345	6	1	19	0	.371	0	2	3-4	19	29	3	.941
2021*	.321	55-53	187	51	60	12	3	5	28	93	.497	33	6	42	0	.423	8	6	23-26	83	120	4	.981
2022	.346	47-47	188	43	65	12	2	3	25	90	.479	27	7	30	2	.442	2	0	6-7	53	81	4	.971
2023	.440	25-25	100	28	44	13	1	2	21	65	.650	16	4	13	1	.520	3	0	10-13	23	53	7	.916
IU	.378	72-72	288	71	109	25	3	5	46	155	.538	43	11	43	3	.470	5	0	16-20	76	134	11	.950
CAREER	.328	190-187	714	159	234	45	8	11	98	328	.459	109	21	153	4	.424	15	15	51-63	243	409	33	.952



2 | RHP

LUKE HAYDEN
R/R | 6-1 | 200 | So.
Bloomington, Ind.
Edgewood
Sport Marketing & Management

Career Highs

Innings Pitched	4	Two Times; Last at Illinois State, 4/27/22
Most Hits	5	Nebraska, 4/24/22
Fewest Hits	0	10 Times; Last Butler, 2/28/23
Most Runs	7	at Iowa, 5/19/22
Fewest Runs	0	14 Times; Last Butler, 2/28/23
Most Earned Runs	4	Two Times; Last Nebraska, 4/24/22
Fewest Earned Runs	0	15 Times; Last Butler, 2/28/23
Walks	4	Nebraska, 4/24/22
Strikeouts	5	Three times; Last Ohio State, 3/26/23
Wild Pitches	3	Two Times; Last Nebraska, 4/24/22
Hit-by-Pitch	2	at Iowa, 5/19/22
Total Pitches	62	at Iowa, 5/19/22

2023 Season

Season: Made six appearances out of the bullpen ... Collected one victory ... Posted win against Ohio State (3/26) in the second game of a doubleheader ... Has not allow a run of his own in two appearances ... Stranded one of two inherited runners ... Held opponents to three-or-fewer earned runs in five of six appearances ... Issued two-or-fewer walks in all six appearances, including two with zero walks.

Career Statistics

	ERA	W-L	App	GS	CG	SHO/CBO	SV	IP	H	R	ER	BB	SO	2B	3B	HR	BF	BAA	WP	HBP	BK	SFA	SHA
2022	5.27	4-1	20	6	0	0/1	0	27.1	23	23	16	28	25	4	1	2	136	.230	13	5	0	1	2
2023	7.00	1-0	6	0	0	0/0	0	9.0	10	7	7	5	9	2	0	1	39	.313	3	1	0	0	1
CAREER	5.70	5-1	26	6	0	0/1	0	36.1	33	30	23	33	34	6	1	3	175	.250	16	6	0	1	3

Career Notes & Records

Awards: 2022: Earned Freshman All-America honors from Collegiate Baseball Newspaper and Collegiate Baseball Newspaper and National Collegiate Baseball Writers Association (second team) ... Named to the All-Big Ten Freshman Team ... Tabbed Big Ten Freshman of the Week (5/9) after breaking the Indiana freshman home run record and helping IU to a series win at Michigan (5/6-8).

Set Indiana freshman single-season home run record (19), which tied for No. 5 on the single-season charts ... First freshman to lead the team in home runs since **Sam Travis** (9; 2012) ... Eclipsed **Alex Dickerson's** freshman mark of 14 home runs in 2009 with a home run at Michigan (5/8) ... Home run total ranks No. 2 all-time for a freshman in Big Ten history, just behind **Brad Carlson** of Iowa (21; 1999) ... Hit 10 home runs in Big Ten play to become the fourth IU hitter to reach double figures in conference-only games ... Tied 34 year-old freshman RBI record at IU (58) which equaled the mark of **Phil Dauphin** (1988) ... Joined **Josh Pyne** (57) and **Brock Tibbitts** (43) as the first IU freshman trio to drive in 40 RBIs in the same season in program history ... Finished tied for No. 10 with 28 RBIs in Big Ten play, tied with teammate **Josh Pyne**.

2023 Season

Season: Started all 25 games ... Started games in the outfield (19) and at designated hitter (6) ... Reached base safely in 19 of 25 games played ... Collected a hit in 13 games ... Walked in 13 games ... Scored a run or drove in an RBI in 17 games ... Season-long three game hitting streak was a part of season-long 10-game reached base streak from Feb. 25-March 11 ... Posted six multi-hit games, three multi-RBI games and four multi-run games ... Homered in the series finale at Auburn (2/19), against Morehead State (3/16) and Indiana State (3/21).

Career Statistics

	Avg	GP-GS	AB	R	H	2B	3B	HR	RBI	TB	SLG%	BB	HBP	SO	GDP	OB%	SF	SH	SB-ATT	PO	A	E	FLD%
2022	.273	59-57	209	55	57	11	1	19	58	127	.608	36	8	59	3	.393	4	0	8-10	83	3	5	.945
2023	.231	25-25	91	18	21	7	1	3	17	39	.429	15	3	27	0	.348	3	0	2-2	20	1	4	.840
CAREER	.260	84-82	300	73	78	18	2	22	75	166	.553	51	11	86	3	.379	7	0	10-12	103	4	9	.922



3 | OF

CARTER MATHISON
L/L | 6-7 | 210 | So.
Fort Wayne, Ind.
Homestead
Management

Career Highs

At-Bats	6	Three Times; Last vs. Maryland, 5/28/22
Runs	3	Six Times; Last Morehead State, 3/16/23
Hits	3	Five Times; Last Indiana State, 3/21/23
RBI	5	Illinois, 5/1/22
Doubles	2	Two Times; Last Indiana, 3/21/23
Triples	1	Two Times; Last Butler, 2/28/23
Home Runs	2	Illinois, 5/1/22
Total Bases	8	Two Times; Last Indiana State, 3/21/23
Walks	3	Miami (Ohio), 3/1/22
Hit-by-Pitch	1	11 Times; Last Morehead State, 3/16/23
Strikeouts	3	Five Times; Last Kent State, 3/28/23
Stolen Bases	1	10 Times; Last Bellarmine, 3/11/23



4 | OF

HUNTER JESSEE

L/L | 6-0 | 195 | Sr.
South Lebanon, Ohio
Kings

Finance



Career Notes & Records

Owned a 34-game reached base streak that spanned the final 19 games of the 2022 season and his first 15 games of the 2023 season ... The 34-game reached base streak is tied for the second longest streak by an IU hitters since at least 2005 ... First Indiana hitter to hit .400 in conference play since **Dustin DeMuth** (.448) in 2014 with a .402 batting average in conference play ... Posted highest single-season on-base percentage since **Alex Dickerson** (.472) in 2010 ... Drew 31 walks in Big Ten play to rank No. 8 on Indiana's Big Ten only list.

2023 Season

Season: Appeared in 22 games with 21 starts ... Started games in the outfield (19) and at designated hitter (2) ... Reached base safely in 20 of 22 games played ... Scored a run in 12 games ... Reached base in the first 15 games of the season, which included a season-best six game hitting streak, which ended on March 14 ... Posted five multi-hit games and four multi-RBI games ... Homered against Miami (Ohio) (2/21) twice and against Purdue Fort Wayne (3/8).

Career Highs

At-Bats	6	Two Times; Last at Iowa, 5/19/22
Runs	3	Five Times; Last Miami (Ohio), 2/21/23
Hits	4	Three Times; Last at Auburn, 2/19/23
RBI	4	Miami (Ohio), 2/21/23
Doubles	2	at Auburn, 2/19/23
Triples	1	Two Times; Last Miami (Ohio), 3/1/22
Home Runs	2	Two Times; Last Miami (Ohio), 2/21/23
Total Bases	9	Two Times; Last Miami (Ohio), 2/21/23
Walks	3	Two Times; Last at Rutgers, 4/17/22
Hit-by-Pitch	2	at Auburn, 2/17/23
Strikeouts	3	Two Times; Last at East Carolina, 3/3/23
Stolen Bases	2	Purdue Fort Wayne, 3/8/23

Career Statistics

	Avg	GP- GS	AB	R	H	2B	3B	HR	RBI	TB	SLG%	BB	HBP	SO	GDP	OB%	SF	SH	SB-ATT	PO	A	E	FLD%
2020	.256	14-12	43	7	11	2	1	0	5	15	.349	8	1	7	0	.385	0	0	2-2	22	1	0	1.000
2021	.225	21-11	40	5	9	0	0	1	4	12	.300	5	1	11	0	.326	0	0	0-0	13	0	0	1.000
2022	.353	52-43	173	40	61	7	1	5	28	85	.491	33	4	33	2	.467	0	0	8-11	36	2	3	.927
2023	.316	22-21	79	18	25	6	0	3	14	40	.506	9	5	18	1	.415	1	1	4-4	29	2	1	.969
CAREER	.316	109-87	335	70	106	15	2	9	51	152	.454	55	11	69	3	.428	1	1	14-17	100	5	4	.963



5 | OF

DEVIN TAYLOR

L/R | 6-1 | 201 | Fr.
Cincinnati, Ohio
LaSalle

Sport Marketing & Management



2023 Season

Season: Appeared in 17 games with 13 starts ... Started games at designated hitter (8) and in the outfield (5) ... Reached base safely in 15 of 17 games played ... Posted a hit in 10 games played ... Made collegiate debut in season opener at Auburn (2/17) as a pinch hitter ... First collegiate hit ad RBI came at Auburn (2/18) in a pinch hit appearance ... First collegiate home run came as part of a two-home run game versus Morehead State (3/15) in the series opener ... Earned first collegiate start in the middle game of the series at Texas (2/25) ... Currently owns a season-best 14-game reached base streak, which included his season-long five game hitting streak, which began at Texas (2/25) ... Posted five multi-hit games and five multi-RBI games ... Homered against Morehead State (3/15-16) twice in the series opener and once in the series finale and against Ohio State (3/26) in the second game of a doubleheader.

Prep/Personal

Played for head coach Roosevelt Barnes at LaSalle High School, where he was a four-year letterwinner ... Tabbed as the No. 78 overall prospect and No. 19 outfielder nationally by Perfect Game ... Touted as the No. 2 prospect and No. 1 outfielder in Ohio by Perfect Game ... Participated in the 2020 Perfect Game Underclass All-American Game ... Tabbed second-team All-America by Perfect Game as a senior ... Selected first-team Underclass All-America by Perfect Game as a junior and high honorable mention as a sophomore and freshman ... Named Greater Catholic League South Division Player of the Year as a freshman ... Three-time All-GCL South selection ... Hit .317 with 17 runs scored, 20 RBIs and five home runs as a senior in 24 games ... Posted a .443 average with three home runs and 30 RBIs as a freshman ... Also lettered once in basketball ... Son of Michelle and Carey Taylor ... Born on January 6, 2004 ... Has one younger brother, Chandler.

Career Highs

At-Bats	5	Two Times; Last Morehead State, 3/16/23
Runs	4	Bellarmine, 3/11/23
Hits	4	Bellarmine, 3/11/23
RBI	3	Two Times; Last Ohio State, 3/25/23
Doubles	2	Bellarmine, 3/11/23
Triples	--	--
Home Runs	2	Morehead State, 3/15/23
Total Bases	9	Morehead State, 3/15/23
Walks	3	Morehead State, 3/17/23
Hit-by-Pitch	1	Two Times; Last Indiana State, 3/21/23
Strikeouts	2	Three Times; Last Ohio State, 3/26/23
Stolen Bases	1	Bellarmine, 3/11/23

Career Statistics

	Avg	GP- GS	AB	R	H	2B	3B	HR	RBI	TB	SLG%	BB	HBP	SO	GDP	OB%	SF	SH	SB-ATT	PO	A	E	FLD%
2023	.380	17-13	50	17	19	4	0	4	16	35	.700	13	2	14	0	.523	0	0	1-1	7	1	2	.800
CAREER	.380	17-13	50	17	19	4	0	4	16	35	.700	13	2	14	0	.523	0	0	1-1	7	1	2	.800



6 | C

PETER SERRUTO

R/R | 6-1 | 205 | Sr.+
Short Hills, N.J.
Millburn (Rutgers)

*Learning Sciences, Media, and Technology
(master's)*



Career Notes & Records

Appeared in 134 career games with 103 starts over five collegiate seasons, with 50 appearances and 35 starts at Indiana ... Appeared in 84 games with 68 starts at Rutgers over three seasons ... Earned a bachelor's degree in liberal studies from Indiana in 2022 ... Pursuing a certificate in learning sciences, media, and technology.

2023 Season

Season: Appeared in 16 games with 12 starts at catcher ... Owned a season-best seven-game reached base streak from March 4-15, which included a season-best three game hitting streak ... Owns one multi-hit and one multi-RBI game ... Homered against Bellarmine (3/9) ... Threw out a career-best three base runners at Texas (2/26).

Career Highs

* - at Rutgers (2019-21)

At-Bats	6*	Ohio State, 3/30/19
Runs	3*	at North Florida, 2/22/20
Hits	3	Three Times; Last vs. Long Beach State, 3/5/23
RBI	2	Eight Times; Last Bellarmine, 3/11/23
Doubles	1	Nine Times; Last Illinois State, 5/17/21
Triples	--	--
Home Runs	1	Four Times; Last Bellarmine, 3/9/23
Total Bases	6*	at North Florida, 2/22/20
Walks	2	Three Times; Last Bellarmine, 3/10/23
Hit-by-Pitch	1	Six Times; Last vs. Maryland, 5/28/22
Strikeouts	3	Four Times; Last Minnesota-2, 5/15/22
Stolen Bases	--	--

Career Statistics

* - at Rutgers (2019-21)

	Avg	GP- GS	AB	R	H	2B	3B	HR	RBI	TB	SLG%	BB	HBP	SO	GDP	OB%	SF	SH	SB-ATT	PO	A	E	FLD%
2019*	.229	37-28	105	4	24	5	0	0	13	29	.276	6	2	25	4	.283	0	1	0-0	124	15	1	.993
2020*	.256	12-11	39	8	10	1	0	2	7	17	.436	3	2	11	3	.341	0	0	0-0	69	9	0	1.000
2021*	.213	35-29	89	10	19	2	0	0	4	21	.236	13	1	19	2	.320	0	3	0-0	219	12	4	.983
2023	.250	16-12	36	5	9	0	0	1	3	12	.333	6	0	14	2	.357	0	2	0-0	108	13	0	1.000
IU	.174	50-35	115	12	20	1	0	2	9	27	.235	11	1	38	4	.252	0	7	0-0	354	30	4	.990
CAREER	.210	134-103	348	34	73	9	0	4	33	94	.270	33	6	93	13	.289	0	11	0-0	766	66	9	.989



7 | IF 

**ETHAN
VECRUMBA**
L/R | 6-4 | 225 | Sr.
Bloomington, Ind.
Edgewood
Management

2023 Season
Season: Appeared in nine games ... Appearances came as a pinch runner (5) and pinch hitter (4).

Career Highs

At-Bats	4	Five Times; Last at Michigan, 5/14/21
Runs	1	16 Times; Last Indiana State, 3/21/23
Hits	1	Nine Times; Last Butler, 2/28/23
RBI's	3	Two Times; Last Iowa, 5/2/21
Doubles	1	Nebraska, 5/8/21
Triples	1	Two Times; Last Butler, 2/28/23
Home Runs	1	Iowa, 5/2/21
Total Bases	4	Iowa, 5/2/21
Walks	2	at LSU, 2/15/20
Hit-by-Pitch	1	Three Times; Last Illinois, 4/30/22
Strikeouts	2	Three Times; Last at Rutgers, 4/16/22
Stolen Bases	1	Two Times; Last at Auburn, 2/19/23

Career Statistics

	Avg	GP- GS	AB	R	H	2B	3B	HR	RBI	TB	SLG%	BB	HBP	SO	GDP	OB%	SF	SH	SB-ATT	PO	A	E	FLD%
2020	.097	13-10	31	2	3	0	1	0	5	5	.161	5	1	9	1	.237	1	0	0-1	14	0	0	1.000
2021	.238	13-4	21	2	5	1	0	1	5	9	.429	1	1	3	1	.304	0	0	1-2	0	0	0	.000
2022	.000	16-1	3	7	0	0	0	0	1	0	.000	3	1	3	0	.571	0	0	0-0	0	0	0	.000
2023	.200	9-0	5	4	1	0	1	0	1	3	.600	1	0	2	0	.333	0	0	1-1	0	0	0	.000
CAREER	.150	51-15	60	15	9	1	2	1	12	17	.283	10	3	17	2	.297	1	0	2-4	14	0	0	1.000



8 | IF 

**TYLER
CERNY**
R/R | 6-2 | 185 | Fr.
Greenwood, Ind.
Center Grove
Sport Marketing and Management

2023 Season
Appeared in 22 games with 20 starts, all at second base ... Reached base safely in 19 of 22 games played ... Owns a hit in 17 games played ... Made collegiate debut at Auburn (2/18) as a defensive replacement ... First collegiate start included first hit and first RBI against Miami (Ohio) (2/21) ... First career home run came in the Big Ten opener against Ohio State (3/25) ... Currently owns a season-best 12-game reached base streak that began on March 10 ... Season long hitting streak spanned 10 games from March 10-March 26 ... Posted seven multi-hit and three multi-RBI games ... Homered against Ohio State (3/25).

Prep/Personal
Season: Played for head coach Keith Hatfield at Center Grove High School, where he was a four-year letterwinner ... Rated the No. 8 overall prospect and No. 2 shortstop in Indiana by Perfect Game ... Named team captain and team MVP as a senior ... Honored as a Senior All-Star and All-Johnson County as a senior ... Missed most of his junior season due to non-COVID illness ... Helped CGHS to the Johnson County championship as a junior and senior ... Also lettered three years in basketball ... Helped the Trojans to the sectional title as a junior ... Son of Raeanne and Jason Cerny ... Born on July 13, 2003 ... Has one younger sister, Brennah.

Career Highs

At-Bats	6	Two Times; Last Morehead State, 3/15/23
Runs	3	Purdue Fort Wayne, 3/8/23
Hits	3	Three Times; Last Morehead State, 3/17/23
RBI's	4	Morehead State, 3/16/23
Doubles	1	Three Times; Last Ohio State, 3/25/23
Triples	1	Three Times; Last Morehead State, 3/16/23
Home Runs	1	Ohio State, 3/25/23
Total Bases	6	Ohio State, 3/25/23
Walks	2	Purdue Fort Wayne, 3/8/23
Hit-by-Pitch	3	Butler, 2/28/23
Strikeouts	3	Indiana State, 3/21/23
Stolen Bases	3	Butler, 2/28/23

Career Statistics

	Avg	GP- GS	AB	R	H	2B	3B	HR	RBI	TB	SLG%	BB	HBP	SO	GDP	OB%	SF	SH	SB-ATT	PO	A	E	FLD%
2023	.329	22-20	82	21	27	3	3	1	15	39	.476	5	5	19	2	.394	2	0	5-6	35	48	4	.954
CAREER	.329	22-20	82	21	27	3	3	1	15	39	.476	5	5	19	2	.394	2	0	5-6	35	48	4	.954



9 | C 

**BROCK
TIBBITTS**
R/R | 6-4 | 220 | So.
New Albany, Ohio
New Albany
Sport Marketing & Management

Career Notes & Records
Awards: 2022: Earned Freshman All-America honors from Collegiate Baseball Newspaper ... Named to the All-Big Ten Freshman Team.
Season: Reached base safely in 70 of 84 games played, with a hit in 54 of games ... Finished No. 12 on Indiana's freshman RBI charts with 43 in 2022 ... Joined **Carter Mathison** (58) and **Josh Pyne** (57) as the first IU freshman trio to drive in 40 RBIs in the same season in program history ... Nine home runs finished No. 5 on the Indiana freshman charts.

2023 Season
Season: Started all 25 games at first base ... Reached base safely in 24 of 25 games ... Owns a hit in 18 games ... Walked in 13 games ... Drove in an RBI in 17 games and scored a run in 15 games ... Owned a season-best nine -game reached base streak from February 17-March 3 ... Season-long six-game hitting streak spanned March 15-March 26 ... Posted nine multi-hit and seven multi-RBI games ... Homered against Purdue Fort Wayne (3/8), Morehead State (3/16) and Ohio State (3/25).

Career Highs

At-Bats	6	Two Times; Last at Iowa, 5/19/22
Runs	4	Indiana State, 3/21/23
Hits	4	Three Times; Last at Michigan, 5/8/22
RBI's	5	Miami (Ohio), 3/1/22
Doubles	1	17 Times; Last Bellarmine, 3/9/23
Triples	1	Three Times; Last Morehead State, 3/17/23
Home Runs	2	Miami (Ohio), 3/1/22
Total Bases	9	Evansville, 3/25/22
Walks	3	Two Times; Last at Illinois State, 4/27/22
Hit-by-Pitch	2	Morehead State, 3/15/23
Strikeouts	3	Three Times; Last vs. Long Beach State, 3/5/23
Stolen Bases	1	Six Times; Last Butler, 2/28/23

Career Statistics

	Avg	GP- GS	AB	R	H	2B	3B	HR	RBI	TB	SLG%	BB	HBP	SO	GDP	OB%	SF	SH	SB-ATT	PO	A	E	FLD%
2022	.266	59-57	218	42	58	13	1	9	43	100	.459	38	4	46	5	.382	2	0	5-5	376	14	6	.985
2023	.333	25-25	93	22	31	6	2	3	28	50	.538	15	4	16	2	.439	2	0	1-1	184	16	2	.990
CAREER	.286	84-82	311	64	89	19	3	12	71	150	.482	53	8	62	7	.399	4	0	6-6	560	30	8	.987



10 | OF



MORGAN COLOPY

R/R | 6-1 | 190 | R-Jr.

Centerville, Ohio

Centerville

Liberal Studies

2023 Season

Season: Appeared in 20 games with eight starts ... All eight starts came in the outfield ... Reached base in seven of 20 games ... Owned one multi-hit and three multi-RBI games.

Career Highs

At-Bats	5	10 Times; Last Morehead State, 3/16/23
Runs	3	Two Times; Last Purdue Fort Wayne, 3/9/22
Hits	3	Five Times; Last Purdue Fort Wayne, 3/9/22
RBIs	5	Minnesota, 4/25/21
Doubles	1	13 Times; Last Morehead State, 3/16/23
Triples	1	Two Times; Last vs. Arkansas, 2/25/22
Home Runs	1	Eight Times; Last Kentucky, 3/15/22
Total Bases	8	Illinois, 4/10/21
Walks	2	Three Times; Last Butler, 2/28/23
Hit-by-Pitch	1	Five Times; Last Purdue Fort Wayne, 3/8/23
Strikeouts	4	Two Times; Last at Troy, 3/15/22
Stolen Bases	1	Two Times; Last at Missouri State, 3/6/22

Career Statistics

	Avg	GP- GS	AB	R	H	2B	3B	HR	RBI	TB	SLG%	BB	HBP	SO	GDP	OB%	SF	SH	SB-ATT	PO	A	E	FLD%
2021	.274	39-33	135	21	37	8	1	5	21	62	.459	8	1	50	1	.315	2	0	1-1	63	2	1	.985
2022	.236	23-20	72	13	17	3	1	3	7	31	.431	8	2	35	1	.329	0	0	1-1	45	0	1	.978
2023	.143	20-8	35	4	5	2	0	0	8	7	.200	6	2	8	3	.302	0	0	0-0	15	0	0	1.000
CAREER	.244	82-61	242	38	59	13	2	8	36	100	.413	22	5	93	5	.317	2	0	2-2	123	2	2	.984



11 | IF



JORGE DE GOTI

R/R | 6-1 | 185 | So.

Miami, Fla.

Belen Jesuit Prep (Florida)

Sport Marketing & Management

Career Notes & Records

Appeared in nine career games in one season at Florida.

2023 Season

Season: Appeared in four games ... Made Indiana debut at Texas (2/25) as a pinch hitter and collected his first hit in the cream and crimson.

Career Highs

* - at Florida (2022)

At-Bats	2	Three Times; Last Morehead State, 3/16/23
Runs	1	Two Times; Last Morehead State, 3/16/23
Hits	1	Five Times; Last Morehead State, 3/16/23
RBIs	1	Purdue Fort Wayne, 3/8/23
Doubles	1	Two Times; Last Morehead State, 3/16/23
Triples	--	--
Home Runs	--	--
Total Bases	2	Two Times; Last Morehead State, 3/16/23
Walks	--	--
Hit-by-Pitch	1 *	Georgia State, 2/26/22
Strikeouts	1	Two Times; Last Morehead State, 3/16/23
Stolen Bases	--	--

Career Statistics

* - at Florida (2022)

	Avg	GP- GS	AB	R	H	2B	3B	HR	RBI	TB	SLG%	BB	HBP	SO	GDP	OB%	SF	SH	SB-ATT	PO	A	E	FLD%
2022*	.286	9-0	7	1	2	1	0	0	0	3	.429	0	1	0	0	.375	0	0	0-0	1	3	1	.800
2023	.600	4-0	5	1	3	1	0	0	1	4	.800	0	0	2	0	.600	0	0	0-0	1	0	0	1.000
IU	.600	4-0	5	1	3	1	0	0	1	4	.800	0	0	2	0	.600	0	0	0-0	1	0	0	1.000
CAREER	.417	13-0	12	2	5	2	0	0	1	7	.583	0	1	2	0	.462	0	0	0-0	2	3	1	.833



12 | RHP



CRAIG YOHO

R/R | 6-3 | 225 | R-Sr.

Fishers, Ind.

Fishers (Houston)

Sport Marketing & Management

Career Notes & Records

Spent two seasons at University of Houston (2019-20) before transferring to Indiana ... Received a medical redshirt his initial collegiate season after suffering an injury after the third weekend of the year ... missed the last two seasons with injury (Tommy John & knee) ... Appeared in nine career game - all at Houston - as a position player ... Went 1,082 days between appearances ... Prior to 2023 his last collegiate game came on March 6, 2020 at Arizona as a pinch hitter.

2023 Season

Season: Made eight appearances in relief ... Collected three wins ... Owns one hold ... Made collegiate pitching debut against Miami (Ohio) (2/21) with two scoreless innings ... Owns victories versus Georgetown (5/4) at the LeClair Classic, versus Indiana State (3/21) and Ohio State (2/26) in the first game of a doubleheader ... Posted a hold against Bellarmine (3/10) ... Did not allow a run of his own in six of eight appearances ... Stranded one of four inherited runners ... Held the opponent to three-or-fewer earned runs in all eight outings ... Issued two-or-fewer walks in all eight appearances, with zero walks in four outings ... Has five-or-more strikeouts in three relief outings.

Career Highs

Innings Pitched	3	Bellarmine, 3/10/23
Most Hits	3	Morehead State, 3/15/23
Fewest Hits	0	at Texas, 2/25/23
Most Runs	2	Morehead State, 3/15/23
Fewest Runs	0	Five Times; Last Bellarmine, 3/10/23
Most Earned Runs	2	Morehead State, 3/15/23
Fewest Earned Runs	0	Five Times; Last Bellarmine, 3/10/23
Walks	2	Indiana State, 3/21/23
Strikeouts	6	Ohio State, 3/26/23
Wild Pitches	--	--
Hit-by-Pitch	1	Two Times; Last Indiana State, 3/21/23
Total Pitches	41	Ohio State, 3/26/23

Career Statistics

* - at Houston (2019-20 - Was a hitter, did not pitch)

	ERA	W-L	App	GS	CG	SHO/CBO	SV	IP	H	R	ER	BB	SO	2B	3B	HR	BF	BAA	WP	HBP	BK	SFA	SHA
2019*	--	--	--	--	--	--	--	--	--	--	--	--	--	--	--	--	--	--	--	--	--	--	--
2020*	--	--	--	--	--	--	--	--	--	--	--	--	--	--	--	--	--	--	--	--	--	--	--
2021	--	--	--	--	--	--	--	--	--	--	--	--	--	--	--	--	--	--	--	--	--	--	--
2022	--	--	--	--	--	--	--	--	--	--	--	--	--	--	--	--	--	--	--	--	--	--	--
2023	2.08	3-0	8	0	0	0/0	0	13.0	11	3	3	5	28	0	0	1	57	.224	0	3	0	0	0
CAREER	2.08	3-0	8	0	0	0/0	0	13.0	11	3	3	5	28	0	0	1	57	.224	0	3	0	0	0



14 | RHP 

CONNOR FOLEY
R/R | 6-5 | 235 | Fr.
Jasper, Ind.
Jasper
Sport Marketing & Management


2023 Season
Season: Made seven appearances, all in relief ... Collected two wins ... Owns one hold ... Made collegiate debut in relief against Miami (Ohio) (2/21) ... Owns victories over Bellarmine (3/9) and Morehead State (3/16) ... Posted a hold against Miami (Ohio) (2/21) ... Did not allow a run of his own in three appearances ... Held the opponent to three-or-fewer earned runs in all seven appearances ... Issued two-or-fewer walks in all seven appearances.

Prep/Personal
Season: Played for head coach Terry Gobert at Jasper High School, where he was a three-year letterwinner ... Helped JHS to the Indiana High School Athletic Association Class 4A state championship as a junior ... Selected All-State as a junior and senior ... Earned Courier & Press All-Southwestern Indiana Player of the Year as a senior ... named first-team All- Southern Indiana Athletic Conference as a senior ... Hit .436 with 12 extra base hits and 24 RBIs as a senior ... Posted a 1.55 ERA over 54 innings of work with 86 strikeouts as a senior ... Batted .370 with eight home runs and 37 RBIs as a junior ... Also lettered twice in basketball and twice in football ... named team MPV in basketball as a senior ... named Indiana Football Coaches Association Class 4A Senior All-State at tight end ... Earned all-conference honors in basketball ... Son of Kristie and Mike Foley ... Both parents graduated from Indiana ... Born on July 14, 2003 ... Has one older sister, Madison.

Career Highs		
Innings Pitched	2	Morehead State, 3/16/23
Most Hits	2	Morehead State, 3/16/23
Fewest Hits	0	Two Times; Last Indiana State, 3/21/23
Most Runs	2	Indiana State, 3/21/23
Fewest Runs	0	Three Times; Last Bellarmine, 3/9/23
Most Earned Runs	2	Indiana State, 3/21/23
Fewest Earned Runs	0	Three Times; Last Bellarmine, 3/9/23
Walks	2	Two Times; Last Indiana State, 3/21/23
Strikeouts	3	Morehead State, 3/16/23
Wild Pitches	--	--
Hit-by-Pitch	1	at Kentucky, 3/14/23
Total Pitches	38	Morehead State, 3/16/23

Career Statistics																							
	ERA	W-L	App	GS	CG	SHO/CBO	SV	IP	H	R	ER	BB	SO	2B	3B	HR	BF	BAA	WP	HBP	BK	SFA	SHA
2023	6.14	2-0	7	0	0	0/0	0	7.1	6	5	5	6	9	0	0	2	34	.222	0	1	0	0	0
CAREER	6.14	2-0	7	0	0	0/0	0	7.1	6	5	5	6	9	0	0	2	34	.222	0	1	0	0	0



15 | C 


AUSTIN BODE
L/R | 6-0 | 200 | So.
Columbus, Ind.
Columbus North (Louisville)
Sport Marketing & Management

Career Notes & Records
Appeared in 16 career games with one start in one season at Louisville ... Helped the Cardinals to the ACC Atlantic Division title and an NCAA Super Regional appearance.

Career Highs		
At-Bats	3 *	at Wake Forest, 5/7/22
Runs	1 *	Five Times; Last Michigan, 6/5/22
Hits	1 *	Five Times; Last Michigan, 6/5/22
RBIs	2 *	Michigan, 6/5/22
Doubles	1 *	Two Times; Last Michigan, 6/5/22
Triples	--	--
Home Runs	--	--
Total Bases	2 *	Two Times; Last Michigan, 6/5/22
Walks	1 *	Three Times; Last vs. Georgia Tech, 5/26/22
Hit-by-Pitch	1 *	at Pitt, 4/2/22
Strikeouts	2 *	at Wake Forest, 5/7/22
Stolen Bases	--	--

Career Statistics																							* - at Louisville (2022)		
	Avg	GP- GS	AB	R	H	2B	3B	HR	RBI	TB	SLG%	BB	HBP	SO	GDP	OB%	SF	SH	SB-ATT	PO	A	E	FLD%		
2022*	.294	16-1	17	5	5	2	0	0	5	7	.412	3	1	3	0	.409	1	0	0-0	0	0	0	.000		
CAREER	.294	16-1	17	5	5	2	0	0	5	7	.412	3	1	3	0	.409	1	0	0-0	0	0	0	.000		



16 | OF 

BOBBY WHALEN
R/R | 6-0 | 185 | R-Jr.
Camp Hill, Pa.
Cedar Cliff (Louisville)
Sport Marketing & Management

2023 Season
Season: Appeared in all 25 games with 24 starts in center field ... Reached base safely in 21 of 25 games with at least one hit in 17 games ... Walked in 13 games ... Scored a run in 15 games ... Currently on a season-best seven-game hitting streak ... Season-long nine-game reached base streak spanned February 26-March 11 ... Posted eight multi-hit and four multi-RBI games.

Career Highs		
At-Bats	6	Six Times; Last at Michigan, 5/7/22
Runs	4	Illinois, 4/29/22
Hits	4	Three Times; Last Illinois, 4/29/22
RBIs	3	Six Times; Last Indiana State, 3/21/23
Doubles	2	Four Times; Last Bellerme, 3/10/23
Triples	1	Four Times; Last Minnesota-1, 5/15/22
Home Runs	1	Two Times; Last at Evansville, 4/5/22
Total Bases	6	Three Times; Last Illinois, 4/29/22
Walks	2	Five Times; Last Morehead State, 3/17/23
Hit-by-Pitch	1	Nine Times; Last at Texas, 2/25/23
Strikeouts	3	Five Times; Last at East Carolina, 3/3/23
Stolen Bases	3	Cincinnati, 3/8/22

Career Statistics																							
	Avg	GP- GS	AB	R	H	2B	3B	HR	RBI	TB	SLG%	BB	HBP	SO	GDP	OB%	SF	SH	SB-ATT	PO	A	E	FLD%
2020	--Redshirt (at Louisville)--																						
2021	.071	8-4	14	0	1	0	0	0	0	1	.071	0	0	7	0	.071	0	0	0-0	1	0	0	1.000
2022	.283	59-59	247	54	70	13	4	2	33	97	.393	23	8	50	7	.362	1	3	22-25	94	0	2	.979
2023	.258	25-24	93	18	24	6	0	0	15	30	.323	15	1	22	3	.360	2	1	2-3	52	4	1	.982
CAREER	.268	92-87	354	72	95	19	4	2	48	128	.362	38	9	79	10	.351	3	4	24-28	147	4	3	.981



19 | IF



EVAN GOFORTH

R/R | 6-2 | 195 | So.

Greenville, Ind.

Floyd Central

Management

Career Notes & Records

Awards: 2022: Named to the All-Big Ten Freshman Team.

2023 Season

Season: Appeared in 11 games with six starts ... Started games at second base (5) and third base (1) ... Reached base safely in four games .

Career Highs

At-Bats	4	Six Times; Last at Auburn, 2/19/23
Runs	1	10 Times; Last at Kentucky, 3/14/23
Hits	3	Two Times; at Michigan, 5/7/22
RBI	5	Illinois, 4/30/22
Doubles	2	Illinois, 4/30/22
Triples	--	--
Home Runs	--	--
Total Bases	5	Illinois, 4/30/22
Walks	1	11 Times; Last Indiana State, 3/21/23
Hit-by-Pitch	1	Three Times; Last at Michigan, 5/6/22
Strikeouts	3	Two Times; Last at Louisville, 5/10/22
Stolen Bases	--	--

Career Statistics

	Avg	GP- GS	AB	R	H	2B	3B	HR	RBI	TB	SLG%	BB	HBP	SO	GDP	OB%	SF	SH	SB-ATT	PO	A	E	FLD%
2022	.283	26-10	46	8	13	5	0	0	9	18	.391	7	3	18	1	.404	1	0	0-0	10	16	4	.867
2023	.067	11-6	15	2	1	0	0	0	0	1	.067	4	0	6	1	.263	0	1	0-0	12	8	1	.952
CAREER	.230	37-16	61	10	14	5	0	0	9	19	.311	11	3	24	2	.368	1	1	0-0	22	24	5	.902



23 | IF



JOEY BRENCZEWSKI

S/R | 6-3 | 195 | Fr.

Fishers, Ind.

Fishers

Public Financial Management

Prep/Personal

Played for head coach Mathew Cherry at Fishers High School, where he was a four-year letterwinner ... Rated the No. 11 overall prospect and No. 3 shortstop in Indiana by Perfect Game ... Earned high honorable mention All-America from Perfect Game as a junior and senior ... Two-time All-Central Region pick by Perfect Game ... Tabbed second-team All-USA Central Indiana Super Team as a senior ... Tabbed first-team All-Hoosier Crossroads Conference as a senior ... Owns the single season and career stolen base records at FHS ... Also lettered once in football ... Son of Andrea Perkins and Brett Brenczewski ... Born on September 2, 2003 ... Has two older brothers, Caleb and Kiel ... Father, Brett, lettered in baseball at St. Joseph's University ... Brother, Caleb, lettered in baseball at Lipscomb (2019) and Indiana Wesleyan (2020-21) ... Brother, Kiel, is a member of the Navy baseball program.

Career Highs

Career Statistics



27 | RHP



BROOKS EY

R/R | 6-2 | 205 | Jr.

Philadelphia, Pa.

Central (Fordham)

History

Career Notes & Records

Appeared in 27 games on the mound with 20 starts in two seasons at Fordham.

2023 Season

Season: Made four appearances, all in relief ... First appearance at Indiana came at Auburn (2/18) ... Did not allow a run of his own in one appearance ... Held opponents to three-or-fewer runs in three of four outings ... Issued two-or-fewer walks in all four outings, including two with zero walks ... Stranded both inherited runners on the season.

Career Highs

* - at Fordham (2021-22)

Innings Pitched	8 *	Two Times; Last St. Bonaventure, 5/15/22
Most Hits	12 *	at George Mason, 4/24/22
Fewest Hits	0 *	at Delaware, 3/27/21
Most Runs	10 *	at George Mason, 4/24/22
Fewest Runs	0	Five Times; Last Butler, 2/28/23
Most Earned Runs	10 *	at George Mason, 4/24/22
Fewest Earned Runs	0	Five Times; Last Butler, 2/28/23
Walks	4 *	Two Times; Last at Texas A&M, 2/19/22
Strikeouts	9 *	Two Times; Last St. Bonaventure, 5/15/22
Wild Pitches	2 *	at Texas A&M, 2/19/22
Hit-by-Pitch	3 *	Saint Louis, 4/2/22
Total Pitches	127 *	at UMass, 4/10/22

Career Statistics

* - at Fordham (2021-22)

	ERA	W-L	App	GS	CG	SHO/CBO	SV	IP	H	R	ER	BB	SO	2B	3B	HR	BF	BAA	WP	HBP	BK	SFA	SHA
2021*	4.99	0-4	12	7	0	0/0	0	52.1	53	34	29	23	40	9	1	5	236	.269	0	6	1	2	8
2022*	6.90	4-5	15	13	0	0/0	0	75.2	99	64	58	25	65	14	1	16	361	.312	10	13	2	4	2
2023	16.88	0-0	4	0	0	0/0	0	5.1	10	10	10	3	4	3	0	1	34	.400	0	5	0	0	1
IU	16.88	0-0	4	0	0	0/0	0	5.1	10	10	10	3	4	3	0	1	34	.400	0	5	0	0	1
CAREER	6.55	4-9	31	20	0	0/0	0	133.1	162	108	97	51	109	26	2	22	631	.301	10	24	3	6	11



28 | OF 

SAMUEL MURRISON

R/R | 5-11 | 175 | Jr.

Boca Raton, Fla.

American Heritage

Finance

Career Highs

At-Bats	5	Two Times; Last at Purdue-2, 4/10/22
Runs	2	Two Times; Last Nebraska, 4/23/22
Hits	3	at Purdue-1, 4/10/22
RBI's	5	at Purdue-1, 4/10/22
Doubles	1	Three Times; Last Evansville-1, 3/27/22
Triples	1	vs. Rutgers, 3/5/21
Home Runs	1	Two Times; Last at Purdue-2, 4/10/22
Total Bases	6	at Purdue-1, 4/10/22
Walks	2	Three Times; Last Illinois, 4/30/22
Hit-by-Pitch	1	Three Times; Last at Cincinnati, 4/20/22
Strikeouts	3	Two Times; Last at Michigan, 5/6/22
Stolen Bases	1	Butler Times; Last Butler, 2/28/23

2023 Season

Season: Appeared in 14 games ... Appearances have come as a pinch runner (4), pinch hitter (2) and defensive replacement (8).

Career Statistics

	Avg	GP-GS	AB	R	H	2B	3B	HR	RBI	TB	SLG%	BB	HBP	SO	GDP	OB%	SF	SH	SB-ATT	PO	A	E	FLD%
2021	.257	17-10	35	5	9	1	1	0	1	12	.343	1	2	10	0	.316	0	1	2-2	19	0	0	1.000
2022	.229	40-23	83	17	19	2	0	2	10	27	.325	12	1	29	2	.330	1	2	1-1	60	2	0	1.000
2023	.000	14-0	3	2	0	0	0	0	0	0	.000	1	0	2	0	.250	0	0	1-1	2	0	0	1.000
CAREER	.231	71-33	121	24	28	3	1	2	11	39	.322	14	3	41	2	.324	1	3	4-4	81	2	0	1.000



29 | LHP 

RYAN KRAFT

6-4 | 220 | L/L | So.

Mokena, Ill.

Lincoln-Way Central

Secondary Education

Career Highs

Innings Pitched	4 2/3	Evansville-2, 3/27/22
Most Hits	7	Three Times; Last Illinois, 4/30/22
Fewest Hits	0	Nine Times; Last Indiana State, 3/21/23
Most Runs	8	Illinois, 4/30/22
Fewest Runs	0	13 Times; Last Indiana State, 3/21/23
Most Earned Runs	8	Illinois, 4/30/22
Fewest Earned Runs	0	14 Times; Last Indiana State, 3/21/23
Walks	4	Xavier, 3/20/22
Strikeouts	7	at Iowa, 5/20/22
Wild Pitches	2	Two Times; Last vs. Rutgers, 5/28/22
Hit-by-Pitch	3	Northwestern, 4/3/22
Total Pitches	93	Evansville-2, 3/27/22

Career Notes & Records

Tied for No. 2 among Indiana freshman in strikeouts (59), equaling the mark of **Tim Clifford** (1978) and **Blake Monar** (2009) ... The 59 strikeouts are the most among freshman that were primarily relievers in program history, as **Brad Edwards** (69; 1999), Clifford and Monar each made at least seven starts in their freshman season.

2023 Season

Season: Made 11 appearances, all in relief ... Collected one win and five saves ... Owns two holds ... Earned first collegiate save in relief at Texas (2/26) ... Owns a victory over Morehead State (3/17) ... Saves have come at Texas (2/26), versus Georgetown (5/4), and three times against Bellarmine (3/9-10, 12) ... Posted holds against Indiana State (3/9) and Ohio State (3/25) ... Did not allow a run of his own in eight of 11 appearances ... Stranded both inherited runners ... Held the opponent to three-or-fewer earned runs in all 11 appearances ... Issued two-or-fewer walks in 10 outings, including seven with zero walks ... Six of 11 outings have lasted longer than one inning, with five of those going two-plus innings.

Career Statistics

	ERA	W-L	App	GS	CG	SHO/CBO	SV	IP	H	R	ER	BB	SO	2B	3B	HR	BF	BAA	WP	HBP	BK	SFA	SHA
2022	9.78	2-1	25	1	0	0/0	0	42.1	60	49	46	30	59	8	3	10	231	.326	8	13	0	1	3
2023	1.31	1-1	11	0	0	0/0	5	20.2	17	7	3	8	22	1	0	1	89	.213	0	0	0	0	1
CAREER	7.00	3-2	36	1	0	0/0	5	63.0	77	56	49	38	81	9	3	11	320	.292	8	13	0	1	4

Career Notes & Records

Appeared in 19 games with 13 starts on the mound over two seasons at Tacoma Community College ... Posted a 13-2 overall record with two saves at TCC ... Struck out 107 batters to 21 walks over 110 innings of work in two seasons ... Strikeout-to-walk ratio was 5.1:1 and struck out 8.7 batters per nine innings.

2023 Season

Season: Appeared in eight games with six starts on the mound ... Collected two victories ... Owns victories over Miami (Ohio) (2/21) and Morehead State (3/17) ... Allowed three-or-fewer earned runs in all eight outings ... Walked two-or-fewer batters in seven of eight appearances, with zero walks in four outings ... Struck out seven-or-more batters one appearances ... Stranded both inherited runners.

Career Statistics

	ERA	W-L	App	GS	CG	SHO/CBO	SV	IP	H	R	ER	BB	SO	2B	3B	HR	BF	BAA	WP	HBP	BK	SFA	SHA
2023	0.98	2-1	8	6	0	0/0	0	18.1	14	10	2	7	15	5	0	2	77	.212	1	1	0	1	2
CAREER	0.98	2-1	8	6	0	0/0	0	18.1	14	10	2	7	15	5	0	2	77	.212	1	1	0	1	2



30 | RHP 

SETI MANASE

6-4 | 250 | R/R | Jr.

Puyallup, Wash.

Graham Kapowsin (Tacoma C.C.)

Liberal Studies

Career Highs

Innings Pitched	4 1/3	Bellarmine, 3/12/23
Most Hits	6	vs. Long Beach State, 3/5/23
Fewest Hits	0	Three Times; Last Indiana State, 3/21/23
Most Runs	7	vs. Long Beach State, 3/5/23
Fewest Runs	0	Four Times; Last Indiana State, 3/21/23
Most Earned Runs	1	Two Times; Last Morehead State, 3/17/23
Fewest Earned Runs	0	Five Times; Last Indiana State, 3/21/23
Walks	3	at Texas, 2/25/23
Strikeouts	7	Bellarmine, 3/12/23
Wild Pitches	1	Morehead State, 3/17/23
Hit-by-Pitch	1	Indiana State, 3/21/23
Total Pitches	69	Bellarmine, 3/12/23



31 | RHP 

EVAN
WHITEAKER

R/R | 6-4 | 195 | Fr.

West Chester, Ohio

Lakota East

Exercise Science

Career Highs

Innings Pitched	3	Morehead State, 3/15/23
Most Hits	3	Morehead State, 3/15/23
Fewest Hits	0	Five Times; Last Indiana State, 3/21/23
Most Runs	4	Ohio State, 3/25/23
Fewest Runs	0	Seven Times; Last Indiana State, 3/21/23
Most Earned Runs	4	Ohio State, 3/25/23
Fewest Earned Runs	0	Seven Times; Last Indiana State, 3/21/23
Walks	4	Ohio State, 3/25/23
Strikeouts	3	Two Times; Last Morehead State, 3/15/23
Wild Pitches	3	Bellarmine, 3/9/23
Hit-by-Pitch	--	--
Total Pitches	43	Morehead State, 3/15/23

2023 Season

Season: Appeared in 10 games with two starts on the mound ... Collected one victory ... Owns two holds ... Victory came against Bellarmine (3/12) ... Holds have come versus Miami (Ohio) (2/21) and Kent State (3/28) ... Allowed three-or-fewer earned runs in nine of 10 outings, with seven scoreless outings ... Walked two-or-fewer batters in nine appearances, with zero walks in four outings ... Stranded seven of eight inherited runners.

Prep/Personal

Played for head coach Ray Hamilton at Lakota East High School, where he was a three-year letterwinner ... Tabbed the No. 15 prospect and No. 3 right-handed pitcher in Ohio by Perfect Game ... Earned second-team All-Central Region from Perfect Game as a senior ... Named honorable mention All-Central Region as a sophomore and junior by Perfect Game ... Named first-team All-Greater Miami Conference as a senior ... Owned lowest career WHIP in program history ... Also played hockey ... Son of Anne and Dave Whiteaker ... Born on October 31, 2003 ... Has one younger brother, Andrew.

Career Statistics

	ERA	W-L	App	GS	CG	SHO/CBO	SV	IP	H	R	ER	BB	SO	2B	3B	HR	BF	BAA	WP	HBP	BK	SFA	SHA
2023	4.50	1-0	10	2	0	0/0	0	14.0	7	7	7	10	16	0	0	1	58	.149	4	0	0	0	1
CAREER	4.50	1-0	10	2	0	0/0	0	14.0	7	7	7	10	16	0	0	1	58	.149	4	0	0	0	1



32 | IF 

JOSH
PYNE

R/R | 6-1 | 190 | So.

Bloomfield, Ind.

Linton-Stockton

Management

Career Highs

At-Bats	6	Two Times; Last vs. Maryland, 5/28/22
Runs	3	Five Times; Last Ohio State, 3/25/23
Hits	3	11 Times; Last Morehead State, 3/16/23
RBI	4	Four Times; Last Morehead State, 3/16/23
Doubles	2	Five Times; Last Butler, 2/28/23
Triples	1	Nebraska, 4/24/22
Home Runs	1	Seven Times; Last Morehead State, 3/16/23
Total Bases	7	at Iowa, 5/19/22
Walks	2	Four Times; Last Ohio State, 3/25/23
Hit-by-Pitch	1	Five Times; Last Bellarmine, 3/11/23
Strikeouts	3	Two Times; Last vs. Maryland, 5/26/22
Stolen Bases	1	vs. Rutgers, 5/28/22

Career Notes & Records

Awards: 2022: Earned Freshman All-America honors from Collegiate Baseball Newspaper, D1Baseball (second team), National Collegiate Baseball Writers Association (second team) and Perfect Game (second team) ... Named to the All-Big Ten Freshman Team.

Ended 2022 ranked tied for No. 8 on the single season doubles list (20) with **Josh Phegley** (2008) and **Kevin Goins** (1991) ... Sixth IU freshman to reach the 70-hit mark (74) and first to lead the team in hits since **Sam Travis** (2012) ... Finished tied for No. 3 on the freshman RBI charts (57) at IU ... Joined **Carter Mathison** (58) and **Brock Tibbitts** (43) as the first IU freshman trio to drive in 40 RBIs in the same season in program history ... Finished tied for No. 10 with 28 RBIs in Big Ten play, tied with teammate **Carter Mathison**.

2023 Season

Season: Started 24 games at third base ... Reached base safely in 21 of 24 games with a hit in 18 ... Scored a run in 15 games ... Riding a season-best 19-game reached base streak that includes a season-long eight game hitting streak ... Posted seven multi-hit games and five multi-RBI games ... Homered against Morehead State (3/16).

Career Statistics

	Avg	GP-GS	AB	R	H	2B	3B	HR	RBI	TB	SLG%	BB	HBP	SO	GDP	OB%	SF	SH	SB-ATT	PO	A	E	FLD%
2022	.327	57-56	226	41	74	20	1	6	57	114	.504	20	3	51	5	.386	2	1	1-2	28	93	8	.938
2023	.281	24-24	96	22	27	6	0	1	19	36	.375	12	3	20	1	.368	3	0	0-0	18	27	3	.938
CAREER	.314	81-80	322	63	101	26	1	7	76	150	.466	32	6	71	6	.381	5	1	1-2	46	120	11	.938

2023 Season

Will miss the 2023 season due to injury.

Prep/Personal

Played for head coach Nick Grove at Patriot High School, where he was a two-year letterwinner ... Spent his junior season at Pro5 Academy in Apex, North Carolina ... Rated the No. 359 overall prospect and No. 23 catcher nationally by Perfect Game ... Tabbed the No. 13 overall prospect and No. 2 catcher in Virginia ... Earned high honorable mention All-America by Perfect Game as a sophomore, junior and senior ... Two-time first-team All-Atlantic Region by Perfect Game ... Graduated high school with a 4.0 GPA ... Son of Jen Shepard ... Born on October 13, 2003 ... Has two older brothers, Corey and Jack ... Brother, Corey, was a collegiate swimmer at the United States Air Force Academy and competed at the 2020 USA Swimming Olympic Trials.



33 | C 

AJ
SHEPARD

R/R | 6-0 | 215 | Fr.

Manassas, Va.

Patriot

Sport Marketing & Management

Career Highs

Career Statistics



34 | RHP 

GABE LEVY
L/R | 6-0 | 200 | Gr.+
Seattle, Wash.
Ingraham (Davidson)
Data Sciences (master's)

Career Notes & Records

Appeared in 63 games on the mound with 20 start in four seasons at Davidson ... Finished 34 career games on the mound with 20 career saves ... Finished 14 games in 2022, one in 2021 and 19 in 2019 ... Owns two of the top-10 single season save marks at Davidson (11, 2019 - T2nd; 8, 2021 - T6th) and ranks No. 4 all-time at with 20 career saves ... Stranded 30 of 52 career inherited runners ... Earned bachelor's degree in mathematics with a minor in data science from Davidson in 2022.

2023 Season

Season: Made seven appearances, all in relief ... Made Indiana debut in the season opener at Auburn (2/17) ... Owns one victory ... Picked up a victory over Ohio State (3/25) ... Has not allowed a run of his own in two appearances ... Stranded four of 13 inherited runners ... Held the opponent to three-or-fewer earned runs in all seven appearances ... Issued two-or-fewer walks in all seven outings, with zero walks twice.

Career Highs

* - at Davidson (2019-22)


Innings Pitched	8 2/3 *	Siena, 3/7/20
Most Hits	10 *	Two Times; Last at Richmond, 4/30/21
Fewest Hits	0	34 Times; Last at Kentucky, 3/14/23
Most Runs	10 *	at VCU, 4/16/21
Fewest Runs	0	36 times; Last Indiana State, 3/21/23
Most Earned Runs	8 *	at VCU, 4/16/21
Fewest Earned Runs	0	38 times; Last Indiana State, 3/21/23
Walks	5 *	Lafayette, 2/28/20
Strikeouts	10 *	Lehigh, 2/15/20
Wild Pitches	3 *	Lafayette, 2/28/20
Hit-by-Pitch	2	at Kentucky, 3/14/23
Total Pitches	114 *	Siena, 3/7/20

Career Statistics

* - at Davidson (2019-22)

	ERA	W-L	App	GS	CG	SHO/CBO	SV	IP	H	R	ER	BB	SO	2B	3B	HR	BF	BAA	WP	HBP	BK	SFA	SHA
2019*	2.57	3-1	23	4	0	0/1	11	49.0	37	14	14	12	48	6	0	1	195	.208	4	3	0	1	1
2020*	0.91	3-1	4	4	0	0/0	0	29.2	19	7	3	10	28	2	0	0	119	.181	5	1	0	0	3
2021*	4.61	5-3	13	12	1	0/0	1	70.1	78	41	36	9	65	16	1	8	304	.275	2	7	2	2	2
2022*	3.58	2-0	23	0	0	0/2	8	32.2	34	16	13	9	34	5	0	5	145	.262	6	4	0	0	2
2023	6.39	1-2	7	1	0	0/0	0	12.2	15	13	9	6	13	5	0	3	63	.278	1	2	1	1	0
IU	6.39	1-2	7	1	0	0/0	0	12.2	15	13	9	6	13	5	0	3	63	.278	1	2	1	1	0
CAREER	3.47	14-7	70	21	1	0/3	20	194.1	183	91	75	46	188	34	1	17	826	.244	18	17	3	4	8



35 | C 

MATTHEW ELLIS
L/R | 6-4 | 245 | R-Sr.
Waddy, Ky.
Shelby County (Walters State C.C.)
Liberal Studies

Career Notes & Records

Awards: 2022: Named third-team All-Big Ten.

Tied for No. 7 on IU's single season home run charts (18) with **Kyle Schwarber** (2013) and **Alex Smith** (1986) ... Finished tied for No. 10 on the single season RBI charts (65) at Indiana, tied with **Seth Bynum** (2004), **Vasili Spanos** (2002) and **Doug DeVore** (1999).

2023 Season

Season: Appeared in 23 games with 22 starts ... Missed two games due to illness ... Made starts at catcher (13) and designated hitter (9) ... Reached base safely in 19 of 23 games played ... Collected a hit in 13 games ... Worked a walk in 11 games, including four multi-walk games ... Posted four multi-hit games and four multi-RBI games ... Homered at Auburn (2/17), versus Morehead State (3/16) and in the first two games against Ohio State (3/25-26).

Career Highs

At-Bats	6	Two Times; Last Morehead State, 3/16/23
Runs	3	Three Times; Last Xavier, 3/19/22
Hits	4	Morehead State, 3/16/23
RBI	7	at Missouri State, 3/5/22
Doubles	1	13 Times; Last Morehead State, 3/16/23
Triples	-	-
Home Runs	2	Three Times; Last Kentucky, 3/15/22
Total Bases	10	at Missouri State, 3/5/22
Walks	3	Northwestern, 4/1/22
Hit-by-Pitch	1	11 Times; Last Indiana State, 3/21/23
Strikeouts	3	Four Times; Last Illinois, 4/29/22
Stolen Bases	1	at Clemson, 2/19/22

Career Statistics

	Avg	GP-GS	AB	R	H	2B	3B	HR	RBI	TB	SLG%	BB	HBP	SO	GDP	OB%	SF	SH	SB-ATT	PO	A	E	FLD%
2022	.271	59-59	218	44	59	10	0	18	65	123	.564	40	7	68	10	.398	1	0	1-1	339	23	3	.992
2023	.279	23-22	68	10	19	3	0	4	19	34	.500	15	4	15	1	.432	1	0	0-0	109	6	0	1.000
CAREER	.273	82-81	286	54	78	13	0	22	84	157	.549	55	11	83	11	.407	2	0	1-1	448	29	3	.994



36 | C 

RILEY LANGERMAN
R/R | 6-7 | 180 | Sr.+
Parker, Colo.
Chaparral (Maryland)
Business Management (master's)

Career Notes & Records

Appeared in 26 games with 16 starts over two seasons at Maryland Part of back-to-back NCAA Tournament teams in 2021 and 2022 at Maryland ... Helped the Terrapins to the first regular season conference title since 1971 during the 2022 season ... Earned degree in economics from Maryland in 2022.

2023 Season

Season: Appeared in seven games as a defensive replacement at catcher.

Career Highs

* - at Maryland (2021-22)

At-Bats	5 *	at Baylor, 2/19/22
Runs	2 *	Three Times; Last Navy, 4/26/22
Hits	3 *	Towson, 3/29/22
RBI	1	Five Times; Last at East Carolina, 3/3/23
Doubles	1 *	George Mason, 4/5/22
Triples	--	--
Home Runs	--	--
Total Bases	3 *	Towson, 3/29/22
Walks	3 *	Navy, 4/26/22
Hit-by-Pitch	1 *	Three Times; Last George Mason, 4/5/22
Strikeouts	3 *	at Baylor, 2/19/22
Stolen Bases	--	--

Career Statistics

* - at Maryland (2021-22)

	Avg	GP-GS	AB	R	H	2B	3B	HR	RBI	TB	SLG%	BB	HBP	SO	GDP	OB%	SF	SH	SB-ATT	PO	A	E	FLD%
2021*	.091	12-7	22	3	2	0	0	0	1	2	.091	5	0	8	0	.259	0	1	0-0	61	6	1	.985
2022*	.194	14-9	31	9	6	1	0	0	3	7	.226	7	3	12	0	.390	0	1	0-0	81	4	0	1.000
2023	.000	7-0	2	0	0	0	0	0	1	0	.000	0	0	1	0	.000	1	0	0-0	20	2	0	1.000
IU	.000	7-0	2	0	0	0	0	0	1	0	.000	0	0	1	0	.000	1	0	0-0	20	2	0	1.000
CAREER	.145	33-16	55	12	8	1	0	0	5	9	.164	12	3	21	0	.324	1	2	0-0	162	12	1	.994



37 | RHP 

LUKE SINNARD
R/R | 6-8 | 250 | So.
Hendersonville, Tenn.
Beech (Western Kentucky)
Sport Marketing & Management

Career Highs			* - at Western Kentucky (2022)
Innings Pitched	6	Four Times; Last Ohio State, 3/26/23	
Most Hits	8	Ohio State, 3/26/23	
Fewest Hits	1 *	Two Times; Last Southern Miss, 3/27/22	
Most Runs	6 *	at FAU, 4/16/22	
Fewest Runs	0 *	Three Times; Last at Middle Tennessee State, 4/3/22	
Most Earned Runs	6 *	at FAU, 4/16/22	
Fewest Earned Runs	0 *	Four Times; Last at Middle Tennessee State, 4/3/22	
Walks	3 *	at FAU, 4/16/22	
Strikeouts	13	Morehead State, 3/17/23	
Wild Pitches	1 *	Three Times; Last FIU, 4/10/22	
Hit-by-Pitch	--	--	
Total Pitches	103	Ohio State, 3/26/23	



38 | RHP 

COOPER KATSKEE
R/R | 6-4 | 200 | Fr.
Greenwood Village, Colo.
Cherry Creek
Finance

Career Highs		
Innings Pitched	2	Kent State, 3/28/23
Most Hits	3	Miami (Ohio), 2/21/23
Fewest Hits	0	Purdue Fort Wayne, 3/8/23
Most Runs	4	at Kentucky, 3/14/23
Fewest Runs	0	Purdue Fort Wayne, 3/8/23
Most Earned Runs	4	at Kentucky, 3/14/23
Fewest Earned Runs	0	Purdue Fort Wayne, 3/8/23
Walks	2	at Kentucky, 3/14/23
Strikeouts	2	Two Times; Last Kent State, 3/28/23
Wild Pitches	2	Butler, 2/28/23
Hit-by-Pitch	1	Three Times; Last Kent State, 3/28/23
Total Pitches	33	Kent State, 3/28/23



39 | LHP 

NATHAN BALL
L/L | 6-3 | 205 | Sr.
Perrysburg, Ohio
Perrysburg (Youngstown State)
Liberal Studies

Career Highs			* - at Youngstown State (2020-22)
Innings Pitched	2 1/3 *	Northern Kentucky, 4/10/22	
Most Hits	4 *	at New Orleans, 3/12/22	
Fewest Hits	0	15 Time; Last Purdue Fort Wayne, 3/8/23	
Most Runs	4 *	at UIC, 5/2/21	
Fewest Runs	0	22 Times; Last Purdue Fort Wayne, 3/8/23	
Most Earned Runs	3 *	Four Times; Last vs. Oakland, 5/27/22	
Fewest Earned Runs	0	24 Times; Last Purdue Fort Wayne, 3/8/23	
Walks	3 *	Two Times; Last vs. Oakland, 5/27/22	
Strikeouts	3	Four Times; Last Kent State, 3/28/23	
Wild Pitches	1	Nine Times; Last Purdue Fort Wayne, 3/8/23	
Hit-by-Pitch	1	Four Time; Last Purdue Fort Wayne, 3/8/23	
Total Pitches	52 *	vs. Oakland, 5/27/22	

Career Notes & Records
Appeared in 11 games with four starts on the mound in one season at Western Kentucky.

2023 Season
Season: Started six games on the mound ... Collected three wins ... Made Indiana debut in a start of the series finale at Auburn (2/19) and earned his first win in the cream and crimson ... Posted two quality starts ... Held opponents to three-or-fewer runs in five of six outings ... Issued two-or-fewer walks in all six outings ... Struck out seven-or-more batters in four games, with one double-digit strikeout game.

Career Statistics																							* - at Western Kentucky (2022)				
	ERA	W-L	App	GS	CG	SHO/CBO	SV	IP	H	R	ER	BB	SO	2B	3B	HR	BF	BAA	WP	HBP	BK	SFA	SHA				
2022*	7.18	1-2	11	4	0	0/0	0	26.1	39	27	21	11	28	7	0	6	126	.355	3	0	1	3	2				
2023	3.82	3-0	6	6	0	0/0	0	33.0	29	15	14	7	47	11	0	4	132	.236	0	0	0	1	1				
IU	3.82	3-0	6	6	0	0/0	0	33.0	29	15	14	7	47	11	0	4	132	.236	0	0	0	1	1				
CAREER	5.31	4-2	17	10	0	0/0	0	59.1	68	42	35	18	75	18	0	10	258	.292	3	0	1	4	3				

2023 Season
Season: Made five appearances, all in relief ... Made collegiate debut in relief against Miami (Ohio) (2/21) ... Posted one hold ... Owns a hold versus Kent State (3/28) ... Did not allow a run of his own in one appearance ... Stranded two of five inherited runners ... Held the opponent to three-or-fewer earned runs in four outings ... Issued two-or-fewer walks in all five appearances.

Prep/Personal
Played for head coach Marc Johnson at Cherry Creek High School, where he was a two-year letterwinner ... Spent the fall of his senior season at Burke High School in Omaha, Nebraska ... Rated the No. 27 overall prospect and No. 9 right-handed pitcher in Colorado by Perfect Game ... Three-time honorable mention All-West Region by Perfect game ... Earned honorable mention all-state and first-team All-Centennial Conference as a senior ... Led Colorado High School Activities Association Class 5A in regular season strikeouts (74) as a senior ... Selected to the Colorado Dugout Club Coaches Association All-Star Game as a senior ... Lettered three times in football, twice at CCHS and once at BHS as a quarterback ... Part of the CHSAA Class 5A state championship football team as a sophomore ... Helped Burke High School to the Omaha Public School Conference title as a senior ... Participated in the Iowa/Nebraska All-Star Game as a senior in football ... Denver Dream Center Youth Intern ... Son of Kendall and Scott Katskee ... Born on November 30, 2003 ... Has one younger sister, Coco ... Father, Scott, lettered in baseball at Colorado State from 1987-89 ... Uncle James Carr lettered in football at Cal State Northridge from 1983-87 ... Cousin, Tommy Carr, lettered in football at Indiana State in 2019.

Career Statistics																							
	ERA	W-L	App	GS	CG	SHO/CBO	SV	IP	H	R	ER	BB	SO	2B	3B	HR	BF	BAA	WP	HBP	BK	SFA	SHA
2023	10.50	0-0	5	0	0	0/0	0	6.0	6	7	7	5	6	3	0	0	29	.300	2	3	0	1	0
CAREER	10.50	0-0	5	0	0	0/0	0	6.0	6	7	7	5	6	3	0	0	29	.300	2	3	0	1	0

Career Notes & Records
Appeared in 37 games on the mound with one start over three seasons at Youngstown State ... Finished 24 career games and has nine career saves ... All nine saves came in 2022 at Youngstown State ... Ranks No. 2 in Youngstown State single season history with nine saves, which are the most by a YSU reliever since *Andy Svitak* (9; 2007).

2023 Season
Season: Made three appearances, all in relief ... Made Indiana debut against Miami (Ohio) (2/21) ... Owns one hold ... Posted a hold against Kent State (3/28) ... Did not allow a run of his own in two appearances ... Held opponents to three-or-fewer runs in three appearances ... Issued two-or-fewer walks in three appearances.

Career Statistics																							* - at Youngstown State (2020-22)				
	ERA	W-L	App	GS	CG	SHO/CBO	SV	IP	H	R	ER	BB	SO	2B	3B	HR	BF	BAA	WP	HBP	BK	SFA	SHA				
2020*	99.00	0-0	1	0	0	0/0	0	0.0	0	2	2	2	0	0	0	0	2	.000	0	0	0	0	0				
2021*	10.80	1-0	10	0	0	0/0	0	6.2	9	12	8	8	7	3	0	2	39	.300	4	1	0	0	0				
2022*	5.55	1-4	26	1	0	0/0	9	24.1	22	17	15	10	27	3	0	4	104	.244	4	2	0	0	2				
2023	9.00	0-0	3	0	0	0/0	0	2.0	2	2	2	2	5	0	0	0	11	.250	1	1	0	0	0				
IU	9.00	0-0	3	0	0	0/0	0	2.0	2	2	2	2	5	0	0	0	11	.250	1	1	0	0	0				
CAREER	7.36	2-4	40	1	0	0/0	9	33.0	33	33	27	22	39	6	0	6	156	.258	9	4	0	0	2				



40 | RHP

ETHAN PHILLIPS

S/R | 6-0 | 190 | Fr.

Dunedin, Fla.

Calvary Christian

Finance

2023 Season

Season: Made five appearances with one start on the mound ... Made collegiate debut in relief against Purdue Fort Wayne (3/8) ... Owns a victory over Kent State (3/28) ... Did not allow a run of his own in four appearances ... Stranded lone inherited runner ... Held the opponent to three-or-fewer earned runs in all five outings ... Issued two-or-fewer walks in all five outings.

Prep/Personal

Played for head coach Greg Olsen at Calvary Christian High School, where he was a two-year letterwinner ... Rated as the No. 104 prospect and No. 38 right-handed pitcher in Florida by Perfect Game ... Selected All-Florida Region as a junior and senior by Perfect Game ... Earned Florida State All-Star and All-Pinellas County as a senior ... Finished career with a 7-0 record and 0.58 ERA over 48.2 career innings ... Allowed one run over 29 innings of work in 10 appearance (4 starts) as a senior ... Struck out 46 batters and walked just seven ... Set program record for single ERA (0.24) ... Also lettered once in football ... Logged 110 hours of community service in high school ... Volunteered at his local soup kitchen and at local baseball camps ... Son of Coleen and Drew Phillips ... Born on November 11, 2003 ... Has one brother, Andrew, and one sister, Ashley.

Career Highs

Innings Pitched	3	Bellarmine, 3/11/23
Most Hits	3	Bellarmine, 3/11/23
Fewest Hits	0	Indiana State, 3/21/23
Most Runs	1	Kent State, 3/28/23
Fewest Runs	0	Four Times; Last Indiana State, 3/21/23
Most Earned Runs	1	Kent State, 3/28/23
Fewest Earned Runs	0	Four Times; Last Indiana State, 3/21/23
Walks	1	Three Times; Last Kent State, 3/28/23
Strikeouts	4	Bellarmine, 3/11/23
Wild Pitches	--	--
Hit-by-Pitch	1	Kent State, 3/28/23
Total Pitches	45	Bellarmine, 3/11/23

Career Statistics

	ERA	W-L	App	GS	CG	SHO/CBO	SV	IP	H	R	ER	BB	SO	2B	3B	HR	BF	BAA	WP	HBP	BK	SFA	SHA
2023	0.93	1-0	5	1	0	0/0	0	9.2	7	1	1	3	9	0	0	0	37	.212	0	1	0	0	0
CAREER	0.93	1-0	5	1	0	0/0	0	9.2	7	1	1	3	9	0	0	0	37	.212	0	1	0	0	0



41 | LHP

TY BOTHWELL

L/L | 5-10 | 200 | R-Sr.

Hebron, Ind.

Boone Grove

Animal Behavior

2023 Season

Season: Made five appearances with three starts on the mound ... Collected two wins ... Owns victories over Butler (2/28) and Purdue Fort Wayne (3/8) ... Has not allowed a run of his own in one appearance ... Held the opponent to three-or-fewer earned runs in four of five appearances ... Issued two-or-fewer walks in four appearances, including two with zero walks.

Career Highs

Innings Pitched	7	Minnesota-1, 5/15/22
Most Hits	7	vs. Maryland, 5/26/22
Fewest Hits	0	12 Times; Last Butler, 2/28/23
Most Runs	5	Penn State, 3/14/21
Fewest Runs	0	13 Times; Last Butler, 2/28/23
Most Earned Runs	5	Penn State, 3/14/21
Fewest Earned Runs	0	16 Times; Last Butler, 2/28/23
Walks	4	Three Times; Last at Auburn, 2/18
Strikeouts	10	at Minnesota, 3/7/21
Wild Pitches	1	Seven Times; Last at Iowa, 5/21/22
Hit-by-Pitch	2	Three Times; Last Morehead State, 3/15/23
Total Pitches	111	Minnesota-1, 5/15/22

Career Statistics

	ERA	W-L	App	GS	CG	SHO/CBO	SV	IP	H	R	ER	BB	SO	2B	3B	HR	BF	BAA	WP	HBP	BK	SFA	SHA
2020	6.00	0-0	3	0	0	0/0	0	3.0	1	2	2	4	5	0	0	0	15	.100	0	1	0	0	0
2021	2.73	2-1	11	4	0	0/2	1	33.0	21	14	10	15	43	6	1	3	138	.174	2	2	0	0	0
2022	4.47	3-2	19	2	0	0/1	0	48.1	36	27	24	33	67	12	1	6	219	.206	5	8	1	0	3
2023	8.31	2-1	5	3	0	0/0	0	8.2	6	8	8	8	8	3	0	1	42	.207	0	4	0	0	1
CAREER	4.26	7-4	38	9	0	0/3	1	93.0	64	51	44	60	123	21	2	10	414	.191	7	15	1	0	4



42 | LHP

BEN SEILER

L/L | 6-6 | 245 | Sr.+

Albany, N.Y.

The Albany Academy (Siena)

Public Affairs (master's)

Career Notes & Records

Appeared in 38 games on the mound with 29 starts in four seasons at Siena ... Served as No. 2 starter during the 2022 season at Siena ... Owned No. 1 single-game strikeout mark nationally in 2022 with 19 strikeouts at Niagara (4/23/22) ... Earned degree in political communications with minor in criminal justice from Siena in 2022 ... Pursuing his master's in public affairs.

2023 Season

Season: Appeared in seven games with four starts on the mound ... Made Friday night starts in each of the first four weekends ... Made Indiana debut in a start on Opening Day at Auburn (2/17) ... Collected one save ... Owns one hold ... Earned firsts collegiate save against Morehead State (3/16) ... Posted a hold versus Ohio State (3/26) in the second game of a doubleheader ... Held opponents to three-or-fewer earned runs in six outings ... Stranded all three inherited runners ... Fanned seven-plus batters in one appearances ... Issued two-or-fewer walks in five outings.

Career Highs

* - at Siena (2019-22)


Innings Pitched	9 *	at Niagara, 4/23/22
Most Hits	11 *	at Jacksonville State, 3/5/22
Fewest Hits	0	Morehead State, 3/16/23
Most Runs	9 *	at Fairfield, 5/20/22
Fewest Runs	0	Three Times; Last at Morehead State, 3/16/23
Most Earned Runs	8 *	at Fairfield, 5/20/22
Fewest Earned Runs	0	Three Times; Last at Morehead State, 3/16/23
Walks	5 *	at Fairfield, 5/20/22
Strikeouts	19 *	at Niagara, 4/23/22
Wild Pitches	3 *	Saint Peter's, 3/27/22
Hit-by-Pitch	2 *	Canisius, 4/30/22
Total Pitches	132 *	Saint Peter's, 3/27/22

Career Statistics

* - at Siena (2019-22)

	ERA	W-L	App	GS	CG	SHO/CBO	SV	IP	H	R	ER	BB	SO	2B	3B	HR	BF	BAA	WP	HBP	BK	SFA	SHA
2019*	6.54	1-3	14	9	0	0/1	0	31.2	37	26	23	28	30	9	4	1	160	.291	3	3	0	1	1
2020*	8.69	0-3	4	4	0	0/0	0	19.2	28	19	19	11	15	6	0	2	94	.350	2	0	1	1	2
2021*	9.50	1-2	7	3	0	0/0	0	18.0	22	23	19	20	19	6	0	1	101	.286	2	4	1	0	2
2022*	4.35	4-6	13	13	0	0/0	0	80.2	89	59	39	28	86	18	1	9	377	.266	13	9	0	2	4
2023	6.87	0-2	7	4	0	0/0	1	18.1	22	15	14	14	16	6	0	0	90	.301	2	0	0	1	2
IU	6.87	0-2	7	4	0	0/0	1	18.1	22	15	14	14	16	6	0	0	90	.301	2	0	0	1	2
CAREER	6.10	6-16	45	33	0	0/1	1	168.1	198	142	114	101	166	45	5	13	822	.287	22	16	2	5	11



43 | IF 

ADRIAN VEGA
R/R | 6-0 | 205 | So.
Miramar, Fla.
Archbishop McCarthy (Butler)
Political Science

Career Highs

* - at Butler (2022)

Innings Pitched	6 *	at Creighton, 5/13/22
Most Hits	7 *	Seton Hall, 5/19/22
Fewest Hits	0	Four Times; Last at Auburn, 2/17/23
Most Runs	7 *	Seton Hall, 5/19/22
Fewest Runs	0	Eight Times; Last Ohio State, 3/25/23
Most Earned Runs	4 *	Seton Hall, 5/19/22
Fewest Earned Runs	0	Seven Times; Last at Kentucky, 3/14/23
Walks	2	Four Times; Last at Auburn, 2/17/23
Strikeouts	7 *	2 Times; Last at Creighton, 5/13/22
Wild Pitches	2 *	at Creighton, 5/13/22
Hit-by-Pitch	3 *	Eastern Michigan, 3/20/22
Total Pitches	98 *	Xavier, 5/7/22

Career Notes & Records

Made 15 appearances with three starts on the mound one season at Butler ... Owns one career save.

2023 Season

Season: Made seven appearances, all in relief ... Made Indiana debut against at Auburn on Opening Day (2/17) ... Stranded two of four inherited runners ... Held opponents to three-or-fewer runs in all seven outings ... Issued two-or-fewer walks in all seven outings, with zero walks in four appearances.

Career Statistics

* - at Butler (2022)

	ERA	W-L	App	GS	CG	SHO/CBO	SV	IP	H	R	ER	BB	SO	2B	3B	HR	BF	BAA	WP	HBP	BK	SFA	SHA
2022*	4.95	0-1	15	3	0	0/0	1	43.2	42	27	24	11	45	12	2	2	192	.251	4	9	0	0	5
2023	6.75	0-0	7	0	0	0/0	0	9.1	12	7	7	4	7	3	1	2	44	.324	0	0	0	3	0
IU	6.75	0-0	7	0	0	0/0	0	9.1	12	7	7	4	7	3	1	2	44	.324	0	0	0	3	0
CAREER	5.26	0-1	22	3	0	0/0	1	53.0	54	34	31	15	52	15	3	4	236	.265	4	9	0	3	5



44 | RHP 

COOPER HELLMAN
R/R | 6-4 | 180 | So.
Goshen, Ky.
North Oldham (Western Kentucky)
Sport Marketing & Management

Career Highs

* - at Western Kentucky (2022)

Innings Pitched	7 *	FIU, 4/9/22
Most Hits	5 *	at Rice, 4/30/22
Fewest Hits	0	Seven Times; Last at East Carolina, 3/3/23
Most Runs	5 *	at Rice, 4/30/22
Fewest Runs	0	10 Times; Last at East Carolina, 3/3/23
Most Earned Runs	5 *	at Rice, 4/30/22
Fewest Earned Runs	0 *	10 Times; Last at East Carolina, 3/3/23
Walks	4 *	at Rice, 4/30/22
Strikeouts	5 *	FIU, 4/9/22
Wild Pitches	1	Eight Times; Last at Auburn, 2/18/23
Hit-by-Pitch	1	10 Times; Last at Kentucky, 3/14/23
Total Pitches	87 *	FIU, 4/9/22

Career Notes & Records

Made 16 appearances with eight starts on the mound in one season at Western Kentucky.

2023 Season

Season: Made six appearances, all in relief ... Made Indiana debut in relief at Auburn (2/18) ... All three inherited runners have scored ... Held opponents to three-or-fewer runs in all six appearances ... Issued two-or-fewer walks in all six outings.

Career Statistics

* - at Western Kentucky (2022)

	ERA	W-L	App	GS	CG	SHO/CBO	SV	IP	H	R	ER	BB	SO	2B	3B	HR	BF	BAA	WP	HBP	BK	SFA	SHA
2022*	6.00	1-6	16	8	0	0/0	0	33.0	27	32	22	27	32	8	1	4	165	.209	7	7	0	2	0
2023	8.31	0-0	6	0	0	0/0	0	4.1	7	4	4	1	2	1	0	1	23	.368	1	3	0	0	0
IU	8.31	0-0	6	0	0	0/0	0	4.1	7	4	4	1	2	1	0	1	23	.368	1	3	0	0	0
CAREER	6.27	1-6	22	8	0	0/0	0	37.1	34	36	26	28	34	9	1	5	188	.230	8	10	0	2	0

2023 Season

Season: Made six appearances, all in relief ... Collected one win ... Owns one hold ... Made collegiate debut against Purdue Fort Wayne (3/8) ... Collected first collegiate victory in relief against Bellarmine (3/10) ... Posted a hold versus Kent State (3/28) ... Did not allow a run of his own in four of six appearances ... Stranded two of four inherited runners ... Held the opponent to three-or-fewer earned runs in all six outings ... Issued two-or-fewer walks in all six outings, with zero walks in three appearances.


Prep/Personal

Played for head coach Josh Cooper at New Castle High School, where he was a four-year letterwinner ... Rated the No. 149 right-handed pitcher nationally by Perfect Game ... Tabbed No. 6 overall and No. 4 right-handed pitcher in Indiana by Perfect Game ... Garnered high honorable mention All-America from Perfect Game as a junior and senior ... Named first-team All-Central Region as a senior ... Tabbed second-team All-Central Region as a junior and honorable mention All-Central Region as a sophomore per Perfect Game... Earned all-state honors as a junior and senior ... Also lettered once in basketball ... Son of Traci Decker-Petty ... Born on February 17, 2004 ... Has one older brother, Dylan, who is an Indiana graduate.

Career Statistics

	ERA	W-L	App	GS	CG	SHO/CBO	SV	IP	H	R	ER	BB	SO	2B	3B	HR	BF	BAA	WP	HBP	BK	SFA	SHA
2023	2.25	1-0	6	0	0	0/0	0	8.0	6	3	2	4	9	1	0	1	33	.207	0	0	0	0	0
CAREER	2.25	1-0	6	0	0	0/0	0	8.0	6	3	2	4	9	1	0	1	33	.207	0	0	0	0	0




45 | RHP 

AYDAN DECKER-PETTY
R/R | 6-5 | 180 | Fr.
New Castle, Ind.
New Castle
Sport Marketing & Management

Career Highs

Innings Pitched	2 2/3	Bellarmine, 3/10/23
Most Hits	2	Two Times; Last Kent State, 3/28/23
Fewest Hits	0	Two Times; Last Bellarmine, 3/10/23
Most Runs	2	Ohio State, 3/26/23
Fewest Runs	0	Three Times; Last Indiana State, 3/21/23
Most Earned Runs	1	Two Times; Last Ohio State, 3/26/23
Fewest Earned Runs	0	Four Times; Last Kent State, 3/21/23
Walks	2	Ohio State, 3/26/23
Strikeouts	3	Bellarmine, 3/10/23
Wild Pitches	--	--
Hit-by-Pitch	--	--
Total Pitches	36	Bellarmine, 3/10/23



51 | RHP 

BRAYDEN
RISEDORPH

R/R | 6-3 | 230 | Fr.
Kendallville, Ind.
East Noble

Exercise Science

Career Highs		
Innings Pitched	4	Bellarmine, 3/9/23
Most Hits	4	Two Times; Last Morehead State, 3/16/23
Fewest Hits	0	Three Times; Last vs. Long Beach State, 3/5/23
Most Runs	4	Morehead State, 3/16/23
Fewest Runs	0	Four Times; Last Indiana State, 3/21/23
Most Earned Runs	4	Morehead State, 3/16/23
Fewest Earned Runs	0	Five Times; Last Indiana State, 3/21/23
Walks	3	Morehead State, 3/16/23
Strikeouts	4	Two Times; Last Morehead State, 3/16/23
Wild Pitches	1	Three Times; Last Indiana State, 3/21/23
Hit-by-Pitch	2	Ohio State, 3/26/23
Total Pitches	73	Morehead State, 3/16/23

2023 Season
Season: Made nine appearances, with two starts on the mound ... Made collegiate debut against Miami (Ohio) (2/21) in relief ... First career start came against Bellarmine (3/9) to open the series ... Owns one save ... Posted one hold ... Earned first career save against Kent State (3/28) ... Hold came versus Ohio State (3/26) in the series finale ... Has not allowed a run of his own in five of nine appearances ... Stranded lone inherited runners ... Held the opponent to three-or-fewer earned runs in eight of nine outings ... Issued two-or-fewer walks in seven of nine appearances, with zero walks in four outings.

Prep/Personal
Played for head coach Aaron Desmonds at East Noble High School, where he was a three-year letterwinner ... Rated the No. 221 overall prospect and No. 66 right-handed pitcher nationally by Perfect Game ... Slotted as the No. 4 prospect and No. 2 right-handed pitcher in Indiana by Perfect Game ... Named first-team All-Central Region as a senior per Perfect Game ... Honorable mention All-Central Region as a junior according to Perfect Game ... Tabbed honorable mention Class 4A all-state by the Indiana High School Baseball Coaches Association as a senior ... Appeared in eight games as a senior with 38 2/3 innings pitched ... Struck out 74 batters ... Logged 35 innings with 60 strikeouts over eight appearances as a junior ... Son of Iole and Randy Risedorph ... Born on July 30, 2003 ... Has three older brothers, AJ, Ryan and Eric ... Older brother, AJ, lettered in baseball at IPFW ... Older brother, Ryan, lettered in baseball at Vincennes University.

Career Statistics																									
	ERA	W-L	App	GS	CG	SHO/CBO	SV	IP	H	R	ER	BB	SO	2B	3B	HR	BF	BAA	WP	HBP	BK	SFA	SHA		
2023	3.95	0-0	9	2	0	0/0	1	13.2	12	7	6	7	17	2	0	0	63	.226	3	2	0	1	0		
CAREER	3.95	0-0	9	2	0	0/0	1	13.2	12	7	6	7	17	2	0	0	63	.226	3	2	0	1	0		



55 | RHP 

WES
BURTON

R/R | 6-8 | 235 | Gr.
Santa Monica, Calif.
Windward School (Ole Miss)

Online Teaching & Learning (master's)

Career Highs		
Innings Pitched	2 2/3 *	vs. Arkansas, 5/29/21
Most Hits	3 *	LSU, 4/23/21
Fewest Hits	0	17 Times; Last Kent State, 3/28/23
Most Runs	3 *	at Texas A&M, 5/8/21
Fewest Runs	0	19 Times; Last Kent State, 3/28/23
Most Earned Runs	3 *	at Texas A&M, 5/8/21
Fewest Earned Runs	0 *	19 Times; Last Bellarmine, 3/11/23
Walks	3 *	Three Times; Last North Alabama, 3/29/22
Strikeouts	4 *	vs. Arkansas, 5/29/21
Wild Pitches	1	Three Times; Last at Auburn, 2/18/23
Hit-by-Pitch	2 *	Southern Miss, 2/25/20
Total Pitches	56 *	at Texas A&M, 5/8/21

Career Notes & Records
Appeared in 24 games on the mound with one start in three seasons at Ole Miss, where he helped the Rebels win the College World Series in 2022 ... Earned bachelor's degree in business from Ole Miss in Spring 2022.

2023 Season
Season: Made four appearances, all in relief ... Owns one hold ... Posted a hold versus Kent State (3/28) ... Did not allow a run of his own in all four appearances ... Issued two-or-fewer walks in all four outings.

Career Statistics																									
	ERA	W-L	App	GS	CG	SHO/CBO	SV	IP	H	R	ER	BB	SO	2B	3B	HR	BF	BAA	WP	HBP	BK	SFA	SHA		
2020*	1.42	1-0	4	1	0	0/0	0	6.1	3	1	1	5	7	1	0	0	29	.136	0	2	0	0	0		
2021*	3.57	0-0	15	0	0	0/0	0	17.2	12	8	7	13	31	3	0	2	78	.188	2	1	0	0	0		
2022*	15.43	0-0	5	0	0	0/0	0	2.1	1	4	4	8	5	0	0	1	15	.143	0	0	0	0	0		
2023	0.00	0-0	4	0	0	0/0	0	4.0	0	0	0	4	4	0	0	0	17	.000	1	1	0	0	0		
IU	0.00	0-0	4	0	0	0/0	0	4.0	0	0	0	4	4	0	0	0	17	.000	1	1	0	0	0		
CAREER	3.56	1-0	28	1	0	0/0	0	30.1	16	13	12	30	47	4	0	3	139	.152	3	4	0	0	0		

Media Roster



1 | Phillip Glasser
IF | L/R | Sr.+
Tallmadge, Ohio



2 | Luke Hayden
RHP | R/R | So.
Bloomington, Ind.



3 | Carter Mathison
OF | L/L | So.
Fort Wayne, Ind.



4 | Hunter Jessee
OF | L/L | Sr.
South Lebanon, Ohio



5 | Devin Taylor
OF | L/R | Fr.
Cincinnati, Ohio



6 | Peter Serruto
C | R/R | Sr.+
Short Hills, N.J.



7 | Ethan Vecrumba
OF | L/R | Sr.
Bloomington, Ind.



8 | Tyler Cerny
IF | R/R | Fr.
Greenwood, Ind.



9 | Brock Tibbitts
C | R/R | So.
New Albany, Ohio



10 | Morgan Colopy
OF | R/R | R-Jr.
Centerville, Ohio



11 | Jorge De Goti
IF | R/R | So.
Miami, Fla.



12 | Craig Yoho
RHP | R/R | R-Sr.
Fishers, Ind.



14 | Connor Foley
RHP | R/R | Fr.
Jasper, Ind.



15 | Austin Bode
C | L/R | So.
Columbus, Ind.



16 | Bobby Whalen
OF | R/R | R-Jr.
Camp Hill, Pa.



18 | Grant Holderfield
LHP | L/L | So.
Oak Park, Ill.



19 | Evan Goforth
IF | R/R | So.
Greenville, Ind.



23 | Joey Brenzewski
IF | S/R | Fr.
Fishers, Ind.



27 | Brooks Ey
RHP | R/R | Jr.
Philadelphia, Pa.



28 | Sam Murrison
OF | R/R | Jr.
Boca Raton, Fla.



29 | Ryan Kraft
LHP | L/L | So.
Mokena, Ill.



30 | Seti Manase
RHP | R/R | Jr.
Puyallup, Washington



31 | Evan Whiteaker
RHP | R/R | Fr.
West Chester, Ohio



32 | Josh Pyne
IF | R/R | So.
Bloomfield, Ind.



33 | AJ Shepard
C | R/R | Fr.
Manassas, Va.



34 | Gabe Levy
RHP | L/R | Gr.+
Seattle, Wash.



35 | Matthew Ellis
C | L/R | R-Jr.
Waddy, Ky.



36 | Riley Langerman
C | R/R | Sr.+
Parker, Colo.



37 | Luke Sinnard
RHP | R/R | So.
Hendersonville, Tenn.



38 | Cooper Katskee
RHP | R/R | Fr.
Greenwood Village, Colo.



39 | Nathan Ball
LHP | L/L | Sr.
Perrysburg, Ohio



40 | Ethan Phillips
RHP | S/R | Fr.
Dunedin, Fla.



41 | Ty Bothwell
LHP | L/L | R-Jr.
Hebron, Ind.



42 | Ben Seiler
LHP | R/L | Sr.+
Albany, N.Y.



43 | Adrian Vega
RHP | R/R | So.
Miramar, Fla.



44 | Cooper Hellman
RHP | R/R | So.
Goshen, Ky.



45 | Aydan Decker-Petty
RHP | R/R | Fr.
New Castle, Ind.



51 | Brayden Risedorpf
RHP | R/R | Fr.
Kendallville, Ind.



55 | Wes Burton
RHP | R/R | Gr.
Santa Monica, Calif.



22 | Jeff Mercer
Head Coach
Fifth Season



24 | Derek Simmons
Recruiting Coordinator
Fourth Season



25 | Dustin Glant
Pitching Coach
Second Season



13 | Zach Weatherford
Volunteer Assistant Coach
Second Season