



INDIANA BASEBALL

13 1G | |

129TH SEASON || 114 MLB DRAFT PICKS || 22 ALL-AMERICANS || 11 BIG TEN CHAMPIONSHIPS || 9 NCAA TOURNAMENT APPEARANCES

2023 Schedule & Results

February (0-0)

17	at Auburn	SEC Network+	6 p.m.
18	at Auburn	SEC Network+	2 p.m.
19	at Auburn	SEC Network+	1 p.m.
21	MIAMI (OHIO)	B1G+	4 p.m.
24	at Texas	Longhorn Network	7:30 p.m.
25	at Texas	Longhorn Network	2 p.m.
26	at Texas	Longhorn Network	1 p.m.
28	BUTLER	B1G+	4 p.m.

March (0-0)

LeClair Classic (Greenville, N.C.; Clark-LeClair Stadium)

3	at East Carolina	--	4:30 p.m.
4	vs. Georgetown	--	Noon
5	vs. Long Beach State	--	11 a.m.

8	PURDUE FORT WAYNE	B1G+	4 p.m.
10	BELLARMINE	B1G+	5 p.m.
11	BELLARMINE (DH)	B1G+	Noon
12	BELLARMINE	B1G+	2 p.m.
14	at Kentucky	SEC Network+	5 p.m.
17	MOREHEAD STATE	B1G+	5 p.m.
18	MOREHEAD STATE	B1G+	1 p.m.
19	MOREHEAD STATE	B1G+	Noon
21	INDIANA STATE	B1G+	5 p.m.
24	OHIO STATE	B1G+	6 p.m.
25	OHIO STATE	B1G+	1 p.m.
26	OHIO STATE	B1G+	Noon
28	KENT STATE	B1G+	6 p.m.
31	at Penn State	--	6 p.m.

April (0-0)

1	at Penn State	--	1 p.m.
2	at Penn State	--	Noon
4	at Indiana State	--	6 p.m.
7	IOWA	B1G+	7 p.m.
8	IOWA	B1G+	2 p.m.
9	IOWA	B1G+	1 p.m.
11	BALL STATE	B1G+	3 p.m.
14	at Illinois	--	7 p.m.
15	at Illinois	--	4 p.m.
16	at Illinois	--	2 p.m.
18	LOUISVILLE	ESPNU	6 P.M.
19	at Cincinnati	ESPN+	6 p.m.
21	OHIO	B1G+	6 p.m.
22	OHIO	B1G+	1 p.m.
23	OHIO	B1G+	Noon
25	at Ball State	--	3 p.m.
28	MARYLAND	B1G+	6 p.m.
29	MARYLAND	B1G+	1 p.m.
30	MARYLAND	B1G+	Noon

May (0-0)

5	at Northwestern	--	6 p.m.
6	at Northwestern	--	1 p.m.
7	at Northwestern	--	Noon
9	SOUTHERN INDIANA	B1G+	6 p.m.
12	PURDUE	B1G+	6 p.m.
13	PURDUE	B1G+	1 p.m.
14	PURDUE	B1G+	Noon
16	EVANSVILLE	B1G+	6 p.m.
18	at Michigan State	--	6 p.m.
19	at Michigan State	--	6 p.m.
20	at Michigan State	--	1 p.m.

Big Ten Tournament (Omaha, Neb.; Charles Schwab Field)
24-28 Top Eight Seeds --

All times eastern and subject to change

HOME GAMES IN BOLD CAPS | * - Big Ten Conference game

Rankings from D1Baseball.com

Indiana 2022 Totals

Record (B1G): 27-32 (10-14)
H/A/N: 15-9 / 8-19 / 4-4

Head Coach: Jeff Mercer
Record at IU (Yrs.): 99-79 (5th)
Career Record (Yrs): 176-117 (7th)

Batting Average: .278
Runs Per-Game: 7.2
Hits Per-Game: 9.6
Slugging Percentage: .449

ERA: 7.04
K's/BB Ratio: 1.80/1
Batting Average Against: .273

First Year of Baseball: 1895 (127th season)
Program Record: 2,395-1,872-24 (.561)

Auburn 2022 Totals

Record (SEC): 43-22 (16-13)
H/A/N: 25-9 / 12-9 / 6-4

Head Coach: Butch Thompson
Record at AU (Yrs.): 222-164 (8th)
Career Record (Yrs): Same

Batting Average: .283
Runs Per-Game: 7.0
Hits Per-Game: 9.8
Slugging Percentage: .446

ERA: 4.49
K's/BB Ratio: 2.56/1
Batting Average Against: .255

The Rotation

Friday, February 17, 2023

IU: Ben Seiler, LHP, Sr.+ 4-6, 4.35 ERA
AU: Chase Allsup, RHP, So. 1-0, 3.38 ERA

Saturday, February 18, 2023

IU: Ty Bothwell, LHP, R-Jr. 3-2, 4.47 ERA
AU: Joseph Gonzalez, RHP, Jr. 7-4, 3.22 ERA

Sunday, February 19, 2023

IU: TBA
AU: Drew Nelson, LHP, Fr. First Start

Gameday Information

Indiana at Auburn

Samford Stadium-Hitchcock Field at Plainsman Park (Auburn, Ala.)

	Thursday	Friday	
First Pitch:	5 p.m. ET	3 p.m. ET	2 p.m. ET
TV:	--	--	--
Internet Stream:	SEC Network+	SEC Network+	SEC Network+
Radio:	Indiana Hoosiers Sports Network (online only)	Indiana Hoosiers Sports Network (online only)	Indiana Hoosiers Sports Network (online only)
Audio Stream:	IUHoosiers.com/audio	IUHoosiers.com/audio	IUHoosiers.com/audio

Quick Hitter

- Indiana and Auburn will meet for the fourth time in series history to open the 2023 season. The Tigers own a 2-1 edge in the all-time series.
MORE ON PAGE 4

- Indiana placed four student-athletes on the All-Big Ten Freshman Team in 2022 and redshirt-junior **Matthew Ellis** was named third-team All-B1G by the conference coaches.

- Freshman **Carter Mathison** became IU's freshman home run leader with 19 home runs in 2022, which was the second highest total in B1G history for a freshman.
MORE ON PAGE 6 & 15

- Mathison and fellow freshman **Josh Pyne** finished 1-2 in the Big Ten among rookies in RBIs. Teammate **Brock Tibbitts** joined them in the 40 RBI club to form the top freshman trio in program history.

- Redshirt-junior **Matt Ellis** finished tied for No. 8 in IU history with 18 homr runs. Of his 18 home runs, 13 traveled 400 feet or more in 2022.
MORE ON PAGE 6, 8 & 23

- Indiana's pitching staff posted a program record 600 strikeouts in 2022. That mark ranks No. 2 in Big Ten history, behind Iowa's 602 punchouts in 2022, as well.
MORE ON PAGE 6

- Head coach **Jeff Mercer** owns 99 victories as the Indiana frontman and is poised to become the eighth IU skipper to reach 100 victories in the cream and crimson.
FULL BIO ON PAGE 3

What's Inside

P2	Roster & Quick Facts	P6	Indiana When.../How It Was Won	P10-14	2022 Statistics
P3	Head coach Jeff Mercer	P7	News and Notes	P15-26	Bio Pages
P4	Inside the Series/Probable Starters	7	Multi Games/Streaks	P27	Media Roster
	Pitching Rotation	P8-9	The Last Time...		
P5	Big Ten Update/National Rankings	8	Going Yard		
		9	Exit Velocity		



2021 Roster

Numerical

#	Name	Pos.	B/T	Ht.	Wt.	Cl.	Hometown/High School (Previous School)
1	Phillip Glasser	IF	L/R	6-0	195	Sr.+	Tallmadge, Ohio/Tallmadge (Youngstown State)
2	Luke Hayden	RHP	R/R	6-1	200	So.	Bloomington, Ind./Edgewood
3	Carter Mathison	OF	L/L	6-1	210	So.	Fort Wayne, Ind./Homestead Senior
4	Hunter Jessee	OF	L/L	6-0	195	Sr.	South Lebanon, Ohio/Kings
5	Devin Taylor	OF	L/R	6-1	210	Fr.	Cincinnati, Ohio/LaSalle
6	Peter Serruto	C	R/R	6-1	205	Sr.+	Short Hills, N.J./Millburn (Rutgers)
7	Ethan Vecrumba	OF	L/R	6-4	225	Sr.	Bloomington, Ind./Edgewood
8	Tyler Cerny	IF	R/R	6-2	185	Fr.	Greenwood, Ind./Center Grove
9	Brock Tibbitts	C	R/R	6-4	220	So.	New Albany, Ohio/New Albany
10	Morgan Colopy	OF	R/R	6-1	230	R-Jr.	Centerville, Ohio/Centerville
11	Jorge De Goti	IF	R/R	6-1	185	So.	Miami, Fla./Belen Jesuit Prep (Florida)
12	Craig Yoho	RHP	R/R	6-3	225	R-Sr.	Fishers, Ind./Fishers (Houston)
14	Connor Foley	RHP	R/R	6-5	235	Fr.	Jasper, Ind./Jasper
15	Austin Bode	C	L/R	6-0	200	So.	Columbus, Ind./Columbus North (Louisville)
16	Bobby Whalen	OF	R/R	6-0	185	R-Jr.	Camp Hill, Pa./Cedar Cliff (Louisville)
18	Grant Holderfield	LHP	L/L	6-2	215	So.	Oak Park, Ill./Oak Park & River Forest
19	Evan Goforth	IF	R/R	6-2	195	So.	Greenville, Ind./Floyd Central
23	Joey Brenczewski	IF	S/R	6-3	195	Fr.	Fishers, Ind./Fishers
27	Brooks Ey	RHP	R/R	6-2	215	Jr.	Philadelphia, Pa./Central (Fordham)
28	Sam Murrison	OF	R/R	5-11	175	Jr.	Boca Raton, Fla./American Heritage
29	Ryan Kraft	LHP	L/L	6-4	220	So.	Mokena, Ill./Lincoln-Way Central
30	Seti Manase	RHP	R/R	6-4	250	Jr.	Puyallup, Washington/Graham Kapowsin (Tacoma C.C.)
31	Evan Whiteaker	RHP	R/R	6-4	195	Fr.	West Chester, Ohio/Lakota East
32	Josh Pyne	IF	R/R	6-1	190	So.	Bloomfield, Ind./Linton-Stockton
33	AJ Shepard	C	R/R	6-0	215	Fr.	Manassas, Va./Patriot
34	Gabe Levy	RHP	L/R	6-0	200	Gr.+	Seattle, Wash./Ingraham (Davidson)
35	Matthew Ellis	C	L/R	6-4	245	R-Sr.	Waddy, Ky./Shelby County (Walters State C.C.)
36	Riley Langerman	C	R/R	6-1	180	Sr.+	Parker, Colo./Chaparral (Maryland)
37	Luke Sinnard	RHP	R/R	6-8	250	So.	Hendersonville, Tenn./Beech (Western Kentucky)
38	Cooper Katskee	RHP	R/R	6-4	220	Fr.	Greenwood Village, Colo./Cherry Creek
39	Nathan Ball	LHP	L/L	6-3	205	Sr.	Perrysburg, Ohio/Perrysburg (Youngstown State)
40	Ethan Phillips	RHP	S/R	6-0	190	Fr.	Dunedin, Fla./Calvary Christian
41	Ty Bothwell	LHP	L/L	5-10	195	R-Sr.	Hebron, Ind./Boone Grove
42	Ben Seiler	LHP	R/L	6-6	250	Sr.+	Albany, N.Y./The Albany Academy (Siena)
43	Adrian Vega	RHP	R/R	6-0	205	So.	Miramar, Fla./ Archbishop McCarthy (Butler)
44	Cooper Hellman	RHP	R/R	6-4	185	So	Goshen, Ky./North Oldham (Western Kentucky)
45	Aydan Decker-Petty	RHP	R/R	6-5	195	Fr.	New Castle, Ind./New Castle
51	Brayden Risedorph	RHP	R/R	6-3	220	Fr.	Kendallville, Ind./East Noble
55	Wes Burton	RHP	R/R	6-8	215	Gr.	Santa Monica, Calif./Windward School (Ole Miss)
22	Jeff Mercer - Head Coach (Fifth Season at Indiana, Seventh Overall; Wright State, 2009)						
24	Derek Simmons - Assistant Coach/Recruiting Coordinator (Fourth Season; Georgia State, 2009)						
25	Dustin Glant - Assistant Coach (Second Season; Purdue, 2003)						
13	Zach Weatherford - Volunteer Assistant Coach (Second Season; Wright State, 2019)						

NOTE: IU Athletics advanced players eligibility forward as normal in 2020-21. Any extra seasons of eligibility awarded due to COVID-19 will be recognized following a player's regular senior season. A "+" will be added to indicate the extra season.

Alphabetical

#	Name	Pos.	B/T	Ht.	Wt.	Cl.
39	Ball, Nathan	LHP	L/L	6-3	205	Sr.
15	Bode, Austin	C	L/R	6-0	200	So.
41	Bothwell, Ty	LHP	L/L	5-10	195	R-Sr.
23	Brenczewski, Joey	IF	S/R	6-3	195	Fr.
55	Burton, Wes	RHP	R/R	6-8	215	Gr.
8	Cerny, Tyler	IF	R/R	6-2	185	Fr.
10	Colopy, Morgan	OF	R/R	6-1	230	R-Jr.
11	De Goti, Jorge	IF	R/R	6-1	185	So.
45	Decker-Petty, Aydan	RHP	R/R	6-5	195	Fr.
35	Ellis, Matthew	C	L/R	6-4	245	R-Sr.
27	Ey, Brooks	RHP	R/R	6-2	215	Jr.
14	Foley, Connor	RHP	R/R	6-5	235	Fr.
25	Glant, Dustin	Assistant Coach				
1	Glasser, Phillip	IF	L/R	6-0	195	Sr.+
19	Goforth, Evan	IF	R/R	6-2	195	So.
2	Hayden, Luke	RHP	R/R	6-1	200	So.
44	Hellman, Cooper	RHP	R/R	6-4	185	So
18	Holderfield, Grant	LHP	L/L	6-2	215	So.
4	Jessee, Hunter	OF	L/L	6-0	195	Sr.
38	Katskee, Cooper	RHP	R/R	6-4	220	Fr.
29	Kraft, Ryan	LHP	L/L	6-4	220	So.
36	Langerman, Riley	C	R/R	6-1	180	Sr.+
34	Levy, Gabe	RHP	L/R	6-0	200	Gr.+
30	Manase, Seti	RHP	R/R	6-4	250	Jr.
3	Mathison, Carter	OF	L/L	6-1	210	So.
22	Mercer, Jeff	Head Coach				
28	Murrison, Sam	OF	R/R	5-11	175	Jr.
40	Phillips, Ethan	RHP	S/R	6-0	190	Fr.
32	Pyne, Josh	IF	R/R	6-1	190	So.
51	Risedorph, Brayden	RHP	R/R	6-3	220	Fr.
42	Seiler, Ben	LHP	R/L	6-6	250	Sr.+
6	Serruto, Peter	C	R/R	6-1	205	Sr.+
33	Shepard, AJ	C	R/R	6-0	215	Fr.
24	Simmons, Derek	Assistant Coach				
37	Sinnard, Luke	RHP	R/R	6-8	250	So.
5	Taylor, Devin	OF	L/R	6-1	210	Fr.
9	Tibbitts, Brock	C	R/R	6-4	220	So.
7	Vecrumba, Ethan	OF	L/R	6-4	225	Sr.
43	Vega, Adrian	RHP	R/R	6-0	205	So.
13	Weatherford, Zach	Assistant Coach				
16	Whalen, Bobby	OF	R/R	6-0	185	R-Jr.
31	Whiteaker, Evan	RHP	R/R	6-4	195	Fr.
12	Yoho, Craig	RHP	R/R	6-3	225	R-Sr.

Program Quick Facts

School Information	
Location	Bloomington, Indiana
Population	85,071
Founded	1820
Enrollment	48,514
Nickname	Hoosiers
Colors	Cream and Crimson
Conference	Big Ten
University President	Pamela Whitten
Athletics Director	Scott Dolson
Faculty Athletics Representative	Dr. Kurt Zorn
Bart Kaufman Field	
Opened	March 20, 2013
	<i>Miami (Ohio); W, 15-1</i>
Record	165-59-1 (.736)
Capacity	4,000
Dimensions	330-370-400-380-340
Attendance Record	4,312
	<i>Stanford; 5/31/14 (NCAA Super Regional)</i>
Regular Season Attendance Record	3,862
	<i>Purdue; 5/4/14</i>

2021 Team Information	
Overall Record	27-32
<i>Home/Road/Neutral Site</i>	<i>15-9/8-19/4-4</i>
Big Ten Record (Finish)	10-14 (7-8th)
Position Starters Returning/Lost (25-plus starts)	7/1
Pitchers Returning/Lost (10-plus appearances)	4/6
Letterwinners Returning/Lost	16/16
Newcomers	23 (11 freshmen, 12 transfers)
Program Information	
First Year of Baseball	1895 (128th season)
First Year in Big Ten	1899
All-Time Record (Win %)	2,395-1,872-24 (.561)
All-Time Big Ten Record (Win %)	843-1,012-8 (.455)
<i>Big Ten Championships (Last)</i>	<i>7 (2019)</i>
Big Ten Tournaments (Last)	17 (2022)
<i>Big Ten Tournament Record (Win %)</i>	<i>30-28 (.517)</i>
<i>Big Ten Tournament Championships (Last)</i>	<i>4 (2014)</i>
NCAA Tournaments (Last)	9 (2019)
NCAA Super Regionals (Last)	1 (2013)
College World Series (Last)	1 (2013)

Pronunciation Guide

Joey Brenczewski	Brin-CHESS-key
Tyler Cerny	Sir-knee
Morgan Colopy	coll-uh-P
Jorge De Goti	hor-hey duh GOAT-ee
Brooks Ey	eye
Seti Manase	set-ee Muh-nahh-say
Carter Mathison	math-uh-sun
Josh Pyne	pine
Brayden Risedorph	rise-dorf
Ben Seiler	S-eye-lur
Peter Serruto	suh-rue-toe
Luke Sinnard	Sinn-nard
Ethan Vecrumba	vuh-crum-buh
Adrian Vega	Vay-guh
Bobby Whalen	way-lin
Evan Whiteaker	white-aker
Craig Yoho	yo-hoh

22 | Jeff Mercer



Entering his fifth season at the helm of the Indiana baseball program, head coach Jeff Mercer continues to build the program through high school talent and deliberate evaluation of the transfer portal. The player development within the program has also shown in his first four seasons with a Big Ten-best 19 student-athletes drafted over that span.

Mercer start this his IU coaching career has seen him join IU coaching legend Everett Dean as the only IU coaches to win a Big Ten title in their first year as a head coach, a trip to the NCAA Louisville Regional, a season cut short due to a global pandemic and the first-ever conference-only slate in Big Ten history.

Mercer brought a winning background to Indiana. In his time as a head coach (2017-18) and an assistant coach (2014-16) at Wright State, he was a part of three Horizon League regular season and conference tournament titles, three NCAA appearances, and a combined record of 199-92 (.684). The Raiders won four NCAA tournament games over that span, having reached the regional finals twice.

Indiana Era (2019-present)

In 2022, the freshman trio of Carter Mathison, Josh Pyne and Brock Tibbitts each earned Freshman All-America honors, while the trio was joined by Evan Goforth on the Big Ten All-Freshman Team. The freshman home run record was topped by Mathison at 19 home runs, which raced past Alex Dickerson's mark (14) from 2009. That total ranked No. 3 among Division I freshmen and his 58 RBIs were No. 8 among rookies nationally.

Catcher Matthew Ellis – a junior college transfer – was among the veterans to impact the 2022 season with his 18 home runs ranking No. 2 on the team. Ellis was a third-team All-Big Ten selection at seasons end. Starting pitcher Jack Perkins made the most of his one year in Bloomington with 15 starts and 91 strikeouts, before the Oakland Athletics made him the organization's fifth-round pick in the 2022 Major League Baseball Draft.

Bradley Brehmer and Reese Sharp also hear their names called in the draft, both by the Baltimore Orioles. Brehmer was the 12th round selection and Sharp was the taken in the 20th round of the event.

The conference-only slate of 2021 produced just the second 20-plus win Big Ten effort in program history (2014) and a school-record 26 wins against B1G opponents. Twice during the season, the Hoosiers won eight of nine games, including eight straight games after dropping the season opener. Grant Richardson was a first-team All-Big Ten pick, while Gabe Bierman (second team), McCade Brown (second team) and Cole Barr (third team) also earned all-conference honors.

In the Major League Baseball Draft, the Hoosiers saw its three weekend starting pitchers, closer and top two RBI producers selected. With four picks in the first 10 rounds, the 2021 edition marked the second time in program history that four Hoosiers were taken in the top 10 rounds (2009).

In the shortened 2020 season, Mercer led the Hoosiers to a 9-6 record overall. Indiana recorded three road victories over ranked teams, beating No. 11 LSU, No. 30 South Alabama, and No. 17 East Carolina. IU also defeated in-state rival Purdue, 17-2, in seven innings.

Individually, Richardson posted a .424 batting average with three doubles, two triples, five home runs, 17 RBI and 21 runs scored over 15 games. The sophomore led the Big Ten in runs scored, home runs, slugging percentage, and total bases. He finished among the top 20 nationally in runs per game (No. 5), total bases (No. 11), slugging percentage (No. 12) and RBIs (No. 19).

In his first season as head coach, Mercer led the Hoosiers to the 2019 Big Ten regular season title and earned Big Ten Coach of the Year. The conference title was the seventh in program history for IU and the first since 1914.

The Bargersville, Indiana, native became the first Big Ten head coach since 1982 (John Anderson, Minnesota) to win a regular season conference title in their first season as the skipper. He became just the second coach in IU history – any sport, men's or women's – to win an outright Big Ten championship in his or her first year. Everett Dean (1924-25) did it in baseball in his first year at the helm.

Indiana earned the No. 2 seed in the NCAA Louisville Regional and finished the season with an overall record of 37-23 and a Big Ten mark of 17-7. A school-record 10 Hoosiers were selected in the 2019 MLB Draft, led by outfield Matt Gorski. The highest drafted Hoosier since Kyle Schwarber (No. 4 overall) in 2014, Gorski was picked in the second round (57th overall) by the Pittsburgh Pirates.

IUHoosiers.com

Pitcher Andrew Saalfrank was named the Big Ten Pitcher of the Year and earned a spot on the All-Big Ten first team along with utility player Matt Lloyd. Scotty Bradley, Cole Barr and Gorski each made the second team. Elijah Dunham rounded out the all-conference honors with a third-team selection.

Wright State Era (2014-18)

The first former student-athlete to be named head coach of the baseball program, Mercer led Wright State for two seasons and amassed 77 victories. In his two seasons at the helm, WSU won nearly 70 percent of its games and averaged 38.5 wins per season. The 2018 Horizon League Coach of the Year, the Raiders won the regular season and conference tournament title in the 2018 to earn a spot in the NCAA Stanford Regional. In 2017, Mercer's squad earned the programs first-ever national ranking.

The 2018 Horizon League champions, Wright State won eight of its last 10 games and 15 of its last 19 to close the season. The Raiders grabbed the tournament title with three-straight wins and outscored opponents 32-11 during the run. With a 39-17 overall record and a 22-6 league mark, WSU ranked No. 8 in the country in scoring (7.8 rpg) and stolen bases (110) and was No. 21 in on-base percentage (.394). The Raiders' .979 fielding percentage was No. 10 nationally.

Wright State was led by Horizon League Player of the Year Gabe Snyder, who paced the conference in home runs (15) and RBI (73), and was second in batting average (.359), missing the league's Triple Crown by one batting average point. Snyder was one of 11 Raiders who earned all-league honors, including five first team honorees (Snyder, Matt Morrow, Chase Slone, Peyton Burdick and Ryan Weiss), four second teamers (Seth Gray, JD Orr, Zane Harris and Derek Hendrixson) and two named to the freshman team (Harris and Quincy Hamilton).

Wright State saw three players drafted in the 2018 MLB Draft, each taken in the first 21 rounds, led by Weiss in the fourth round by the Arizona Diamondbacks (129th overall). Caleb Sampen (20th round) was picked by the Los Angeles Dodgers and Snyder (21st round) went to the Minnesota Twins.

Known for his strength as a recruiter, Mercer and his staff helped Wright State compiled its first-ever top 100 ranked recruiting class. The 2018 signing class was ranked 87th nationally.

WSU received its first-ever top 25 ranking in 2017 and finished the year at 38-21 and 21-9 in league action. Mercer's aggressiveness in the run game resulted in Wright State ranking No. 2 nationally with 130 stolen bases.

Weiss was selected as the 2017 Horizon League Freshman of the Year and first-team all-league along with Morrow. Pitcher Danny Sexton was named a second-team All-Horizon League along with Hendrixson and Gray. Both Weiss earned Freshman All-American and second-team ABCA All-Midwest selection.

Mercer, who was a two-time All-Horizon League honoree in 2008 and 2009, returned to the Raiders as an assistant coach in 2013 and promptly helped WSU set a then-school record for wins (43) in 2015. The Raiders followed that up with a program-record 46 victories.

He assisted then-head coach Greg Lovelady, who is now the head coach at UCF, and coached six players that were taken in the MLB Draft, including five in 2016. During Mercer's three years as an assistant, the Raiders had 30 All-Horizon League honorees, two Horizon League regular season and tournament titles and two NCAA appearances.

The program's recruiting coordinator, Mercer brought in a wealth of talent to one of the premier mid-major programs in the country. He also excelled in his role as hitting coach, with 47 home runs in 2016, its most in a season since 2009

Early Coaching Career (2010-13)

Prior to the return to his alma mater, Mercer spent two seasons as a volunteer assistant coach at Western Kentucky University (2012-13). While with the Hilltoppers, he worked with pitchers and outfielders, and was also instrumental in the development and organization of the program's camps.

His first Division I experience came at the University of Michigan as the volunteer assistant coach in 2011. During his time with the Wolverines, he worked with the catchers and outfielders.

Before his arrival in Ann Arbor, Mercer spent the 2010 season as the graduate assistant coach at Ohio Northern University where he was in charge of the infielders and hitters and was the recruiting coordinator.

Fifth Season at Indiana
Seventh Season as a Head Coach
Wright State, 2009



Personal

Hometown: Bargersville, Indiana
Wife: Stephanie
Children: Grace & Grady
College: Wright State, 2009

Coaching Career

2019-	Indiana Head Coach
2017-18	Wright State Head Coach
2014-16	Wright State Assistant Coach
2012-13	Western Kentucky Volunteer Assistant Coach
2011	Michigan Volunteer Assistant Coach
2010	Ohio Northern Graduate Assistant Coach

Mercer's Year-by-Year

As a Head Coach		* - NCAA postseason canceled	
School	Record	Postseason	
2022 Indiana	27-32	--	
2021 Indiana	26-18	--	
2020* Indiana	9-6	--	
2019 Indiana	37-23	Big Ten Champions NCAA Regional NCAA Regional	
2018 Wright State	39-17	--	
2017 Wright State	38-21	--	
IU	4th Season	99-79	1 NCAA Regional
Totals	6th Season	173-117	2 NCAA Regionals

As an Assistant Coach			
2016 Wright State	46-17	NCAA Regional	
2015 Wright State	43-17	NCAA Regional	
2014 Wright State	35-22	NCAA Regional	
2013 WKU	28-29	--	
2012 WKU	25-33	--	
2011 Michigan	17-37	--	
2010 Ohio Northern	26-12	--	
Totals	7 Seasons	220-167	3 NCAA Regionals





Inside The Series

Scouting The Opponent

- Auburn is coming off its third trip to the College World Series in its last four complete seasons. The Tigers finished 43-22 overall and 16-13 in the SEC, which was good for fourth in the SEC West.
- The Auburn roster features 18 returners and 20 newcomers. The newcomers include 10 freshmen and 10 transfers (four four-year, six junior college).
- The top four hitters in the Auburn lineup from a season ago have moved on, which leaves fifth-year senior Kason Howell as the top returning hitter at .287. He also had 50 runs scored and 11 stolen bases last season.
- On the mound, Joseph Gonzalez is back after leading the staff in ERA (3.22) and victories (7) last season. Chase Allsup moves from the bullpen to the rotation this season after making 23 appearances in relief as a freshman in 2022.

Series Notes

- Indiana and Auburn will meet for the fourth time in program history and first time since 1996.
- Auburn holds the edge in the series at 2-1, with the last meeting coming in Troy, Alabama. The Tigers won that contest 6-3 in the opening game of a three-team event.
- The first two meetings in the series came in 1941 when the two programs split a pair of games. The Hoosiers won, 11-7, on April 3 and Auburn took a 3-2 decision on April 4.

Series History

Date	Location	Result
3/1/1996	Troy, Ala.	AU, 3-6
4/4/41	Auburn, Ala.	AU, 2-3
4/3/41	Auburn, Ala.	IU, 11-7

Scorecard Summaries

2022 Statistics | Returns only listed at primary position

Pos.	Name	B/T	Yr.	Ht./Wt.	Avg.	R	H	RBI	Notes
C	Peter Serruto	R/R	Sr.+	6-1/205	.139	7	11	6	Appeared in 34 games with 23 starts behind the plate in 2022; Homered against Illinois (4/30/22) Threw out eight of 24 potential base stealers last season
1B	Brock Tibbitts	R/R	So.	6-4/220	.266	42	58	43	Freshman All-America selection via Collegiate Baseball; All-Big Ten Freshman Team selection; Prep catcher that moved to first in the second game of 2022; First collegiate hit was an RBI double in the middle game at Clemson (2/19)
2B	Evan Goforth	R/R	So.	6-2/195	.283	8	13	9	Big Ten All-Freshman Team pick in 2022; Reached base safely in 14 of 23 games played in 2022
SS	Phillip Glasser	L/R	Sr.+	6-0/195	.346	43	65	25	Reached base in 43 of 47 games in 2022 with a hit in 34 of those games; Scored a run in 30 of 47 games with 11 multi-run games Hit .300 or better in eight of 11 regular season weekend series played in 2022; Missed 12 games from April 20-May 10 due to injury
3B	Josh Pyne	R/R	Fr.	6-1/190	.327	41	74	57	Freshman All-America selection via NCBWA and D1Baseball; Started 56 of 59 collegiate games at third base; 20 doubles tied for No. 8 on IU's single season charts; Ranked No. 2 among Big Ten freshmen in RBIs (57)
LF	Carter Mathison	L/L	So.	6-1/210	.273	55	57	58	Appeared in all 59 career games with 57 starts; Finished tied for No. 5 in IU single season history with a program freshman-record 19 Led all Big Ten rookies home runs (19) and RBIs (58), which ranked No. 3 and No. 8 nationally among freshmen, respectively, in 2022
CF	Bobby Whalen	R/R	R-Jr.	6-0/185	.283	54	70	33	Reached base in 50 of 59 games with a hit in 42 of those in 2022; Ranked No. 4 in the Big Ten in stolen bases (22) Led the team in hits in the season-opening series at Clemson (2/18-20)
RF	Hunter Jessee	L/L	Sr.	6-0/195	.353	40	61	28	Reached base safely in 42 of 52 games played in 2022; Finished with 33 walks and four HBP to 33 strikeouts last season Homered twice against Kentucky (3/15); First Hoosier to hit .400 in conference play since Dustin DeMuth (.448) in 2014
DH	Matthew Ellis	L/R	R-Sr.	6-4/245	.271	44	59	65	Third-team All-Big Ten in 2022; Drove in 10 RBIs in a series at Missouri State (3/4-6) Finished tied for No. 8 on IU's single season home run charts (18) with Kyle Schwarber (2013) and Alex Smith (1986)

Pitching Probables

* - Game started



42 | Ben Seiler | Sr.+ | LHP

Quick Stats					
	W-L	ERA	BAA	IP	SO/BB
2022	4-6	4.35	.266	80.2	86/28
Career	6-14	6.00	.285	150.0	150/87

Last Three Appearances

5/7/22	at Iona	W, 10-3
8.0 IP, 8 H, 3 R, 3 ER, 2 BB, 6 K (Win)		
5/14/22	Monmouth	W, 8-3
8.0 IP, 3 R, 3 ER, 3 BB, 2 K (Win)		
5/20/22	at Fairfield	L, 4-14
4.1 IP, 7 H, 9 R, 8 ER, 5 BB, 4 K (Loss)		



41 | Ty Bothwell | R-Sr. | LHP

Quick Stats					
	W-L	ERA	BAA	IP	SO/BB
2022	3-2	4.47	.206	48.1	67/33
Career	5-3	3.84	.190	84.1	115/52

Last Three Appearances

5/8/22	Minnesota-1	W, 12-0
7.0 IP, 3 BB, 8 K (Win)		
5/15/22	at Iowa	L, 1-2
2.0 IP, 1 R, 1 ER, 3 BB, 6 K (ND)		
5/26/22	vs. Maryland	L, 5-6 (10)
3.2 IP, 7 R, 4 ER, 2 BB, 6 K (ND)		

Career Situational Statistics

* - Includes Totals from Previous School

Runners On Base (H-AB)

Name	'19	'20	'21	'22	Total	Avg.
Colopy, Morgan	--	--	16-62	5-34	21-96	.219
Ellis, Matthew	--	--	--	32-111	32-111	.288
Glasser, Phillip *	22-74	10-19	19-64	25-79	76-236	.322
Goforth, Evan	--	--	--	8-23	8-23	.348
Jessee, Hunter	--	6-23	5-23	30-77	41-123	.333
Mathison, Carter	--	--	--	30-101	30-101	.297
Murrison, Samuel	--	--	6-18	5-37	11-55	.200
Pyne, Josh	--	--	--	42-119	42-119	.353
Serruto, Peter *	14-57	5-22	8-37	2-34	29-150	.193
Tibbitts, Brock	--	--	--	31-100	31-100	.310
Vecrumba, Ethan	--	2-15	4-12	0-2	6-29	.207
Whalen, Bobby	--	--	1-10	34-104	35-114	.307
TOTAL					362-1257	.288

Runners in Scoring Position (H-AB)

Name	'19	'20	'21	'22	Total	Avg.
Colopy, Morgan	--	--	10-44	3-21	13-65	.200
Ellis, Matthew	--	--	--	25-80	25-80	.313
Glasser, Phillip *	17-45	4-11	11-48	10-42	42-146	.288
Goforth, Evan	--	--	--	6-14	6-14	.429
Jessee, Hunter	--	1-2	3-13	15-45	19-60	.317
Mathison, Carter	--	--	--	20-69	20-69	.290
Murrison, Samuel	--	--	1-8	3-24	4-32	.125
Pyne, Josh	--	--	--	31-78	31-78	.397
Serruto, Peter *	9-32	4-17	3-27	0-22	16-98	.163
Tibbitts, Brock	--	--	--	19-66	19-66	.288
Vecrumba, Ethan	--	3-4	3-9	--	6-13	.462
Whalen, Bobby	--	--	1-4	22-71	23-75	.307
TOTAL					224-796	.281

2022 Big Ten Update

Standings

	B1G	Pct.	GB	Overall	Pct.	Home	Away	Neutral	L10	Streak
1. Maryland * ^	18-5	.783	-	48-14	.774	27-3	19-7	2-4	6-4	L1
2. Rutgers	17-7	.708	1.5	44-15	.746	19-5	22-9	3-1	7-3	L1
Iowa	17-7	.708	1.5	35-18	.660	16-7	12-7	8-5	7-3	L1
Illinois	17-7	.708	1.5	30-22	.577	16-4	12-10	3-8	7-3	L2
5. Michigan * %	12-12	.500	6.5	34-28	.548	16-9	10-15	8-4	6-4	L2
6. Penn State	11-13	.458	7.5	26-29	.473	13-10	6-12	7-7	3-7	L2
7. Purdue	9-12	.429	8	29-21	.580	14-8	5-10	11-2	4-6	L4
8. Indiana	10-14	.417	8.5	27-32	.458	15-9	8-19	4-4	4-6	L1
Northwestern	10-14	.417	8.5	23-27	.460	13-8	10-18	1-1	4-6	W2
Nebraska	10-14	.417	8.5	23-30	.434	13-13	8-14	2-3	5-5	W2
11. Ohio State	8-14	.364	9.5	21-30	.412	10-12	7-15	4-3	6-4	W1
12. Michigan State	8-16	.333	10.5	24-30	.444	12-8	7-19	5-3	3-7	L2
13. Minnesota	6-18	.250	12.5	16-36	.308	13-16	2-18	1-2	4-6	L2

* - NCAA Tournament | ^ - Big Ten Regular Season Champion | % - Big Ten Tournament Champion

Schedule/Results

all times eastern

Friday, Feb. 17

Iowa vs. Indiana State	3:00 p.m.
Ohio State vs. UConn	7:00 p.m.
Youngstown State vs. Illinois	12:00 p.m.
Michigan vs. Fresno State	1:00 p.m.
Holy Cross vs. Purdue	4:00 p.m.
Indiana at Auburn	5:00 p.m.
Rutgers at Campbell	5:00 p.m.
Michigan vs. Michigan State	6:00 p.m.
Maryland at USF	6:30 p.m.
Minnesota vs. UC Santa Barbara	7:00 p.m.
Northwestern at Texas State	7:00 p.m.
Penn State at Miami (Fla.)	7:00 p.m.
Nebraska at San Diego	9:00 p.m.

Saturday, Feb. 18

Iowa vs. Quinnipiac	11:00 a.m.
Ohio State vs. UConn	4:00 p.m.
Illinois vs. Youngstown State	12:00 p.m.
Holy Cross vs. Purdue	2:00 p.m.
Maryland at USF	2:00 p.m.
Minnesota vs. Oregon State	2:00 p.m.
Indiana at Auburn	3:00 p.m.
Rutgers at Campbell	3:00 p.m.
Michigan vs. UC San Diego	3:00 p.m.
Northwestern at Texas State	3:30 p.m.
Illinois at Wake Forest	4:00 p.m.
Penn State at Miami (Fla.)	7:00 p.m.
Nebraska at San Diego	8:00 p.m.

Sunday, Feb. 19

Iowa vs. Indiana State	10:00 a.m.
Ohio State vs. UConn	4:00 p.m.
Rutgers at Campbell	12:00 p.m.
Illinois at Wake Forest	12:30 p.m.
Northwestern at Texas State	1:00 p.m.
Penn State at Miami (Fla.)	1:00 p.m.
Maryland at USF	1:00 p.m.
Holy Cross vs. Purdue	2:00 p.m.
Indiana at Auburn	2:00 p.m.
Michigan State vs. Fresno State	3:00 p.m.
Nebraska at San Diego	4:00 p.m.
Michigan vs. Grand Canyon	7:00 p.m.
UC Santa Barbara vs. Minnesota	7:00 p.m.
Arizona vs. Michigan State	8:00 p.m.

B1G Preseason

- The Big Ten Conference announced on Thursday (Feb. 16) its preseason poll and Players to Watch for each team in the conference.
- For Indiana, redshirt-senior **Matthew Ellis**, senior **Phillip Glasser** and sophomore **Carter Mathison** were tabbed to the Players to Watch list.
- As a team, Indiana was picked sixth in the preseason poll by the conference coaches. Each coach voted for the top six teams, which could include their own.
- The coaches voted the top six in the conference as follows:

Team	2022 Finish
1. Maryland	1st
2. Rutgers	T-2nd
3. Iowa	T-2nd
4. Illinois	T-2nd
5. Nebraska	T-8th
6. Indiana	T-8th

National Rankings (2022 Season)

Hitting	NCAA	B1G	Total	Hitting	Name	NCAA	B1G	Total	Pitching	Name	NCAA	B1G	Total
Base on Balls	20	2	284	Base on Balls	Matthew Ellis	91	4	38	Complete Games	--	--	--	--
Batting Average	116	6	.283		Tyler Doanes	129	8	36	Earned Run Average	--	--	--	--
Doubles	102	7	101		Brock Tibbitts	129	8	36	Games Started	Jack Perkins	13	1	14
Doubles Per Game	143	9	1.84	Batting Average	Hunter Jessee	116	6	0.362	Hit Batters	Jack Perkins	11	1	19
Hit by Pitch	212	11	50		Phillip Glasser	228	15	0.345		Bradley Brehmer	18	3	16
Hits	63	3	540		Josh Pyne	55	4	19		Ryan Kraft	63	4	13
Home Runs	52	4	71	Doubles	--	--	--	--	Hits Per Nine Innings	--	--	--	--
Home Runs Per Game	63	5	1.29	Hit by Pitch	--	--	--	--	Pitching Appearances	Grant Holderfield	97	5	25
On Base Percentage	84	6	.386	Hits	--	--	--	--	Saves	Braydon Tucker	165	5	4
Runs	46	4	406	Home Runs	Matthew Ellis	34	4	18		Reese Sharp	165	5	4
Sacrifice Bunts	212	11	13		Carter Mathison	44	5	17		Grant Holderfield	333	22	2
Sacrifice Flies	204	9	18	On Base Percentage	Hunter Jessee	69	6	0.474		--	--	--	--
Scoring	63	5	7.4	Runs	--	--	--	--	Strikeout-to-Walk Ratio	--	--	--	--
Slugging Percentage	84	6	.460	Runs Batted In	Matthew Ellis	35	3	64	Strikeouts	Jack Perkins	95	7	83
Stolen Bases	109	6	62		Josh Pyne	114	11	54	Strikeouts Per Nine Innings	--	--	--	--
Stolen Bases Per Game	127	6	1.13		Carter Mathison	132	13	53	Victories	--	--	--	--
Triples	87	4	13	Sacrifice Bunts	--	--	--	--	WHIP	--	--	--	--
Triples Per Game	100	6	0.24	Sacrifice Flies	--	--	--	--	Walks Per Nine Innings	--	--	--	--
Pitching	NCAA	B1G	Total	Slugging Percentage	Carter Mathison	204	15	0.601					
Earned Run Average	249	13	7.16	Stolen Bases	Bobby Whalen	63	4	22					
Hit Batters	4	1	105	Total Bases	--	--	--	--					
Hits Allowed Per Nine Innings	149	7	9.75	Toughest to Strike Out	--	--	--	--					
Shutouts	96	6	2	Triples	Bobby Whalen	58	3	4					
Strikeout-to-Walk Ratio	179	10	1.78										
Strikeouts Per Nine Innings	14	2	10.6										
WHIP	231	12	1.75										
Walks Allowed Per Nine Innings	279	13	5.98										
Fielding	NCAA	B1G	Total										
Fielding Percentage	140	8	.970										
Double Plays	199	8	29										
Double Plays Per Game	229	9	0.53										



Hitting Totals/Streaks

MULTI-HIT GAMES	2	3	4	5+	2022	Career
Colopy, Morgan	--	--	--	--	--	14
Ellis, Matthew	--	--	--	--	--	14
Glasser, Phillip	--	--	--	--	--	*61
Goforth, Evan	--	--	--	--	--	3
Jessee, Hunter	--	--	--	--	--	20
Mathison, Carter	--	--	--	--	--	15
Murrison, Samuel	--	--	--	--	--	6
Pyne, Josh	--	--	--	--	--	22
Serruto, Peter	--	--	--	--	--	*11
Tibbitts, Brock	--	--	--	--	--	13
Whalen, Bobby	--	--	--	--	--	19
TEAM	--	--	--	--	--	

MULTI-RBI GAMES	2	3	4	5+	2022	Career
Colopy, Morgan	--	--	--	--	--	6
Ellis, Matthew	--	--	--	--	--	16
Glasser, Phillip	--	--	--	--	--	*21
Goforth, Evan	--	--	--	--	--	1
Jessee, Hunter	--	--	--	--	--	8
Mathison, Carter	--	--	--	--	--	17
Murrison, Samuel	--	--	--	--	--	2
Pyne, Josh	--	--	--	--	--	16
Serruto, Peter	--	--	--	--	--	*7
Tibbitts, Brock	--	--	--	--	--	12
Whalen, Bobby	--	--	--	--	--	8
TEAM	--	--	--	--	--	

HITTING STREAKS	Current	2022 Long	Career
Colopy, Morgan	--	--	9
Ellis, Matthew	--	--	8
Glasser, Phillip	--	--	*10
Goforth, Evan	--	--	3
Jessee, Hunter	4	--	8
Mathison, Carter	5	--	11
Murrison, Samuel	--	--	6
Pyne, Josh	3	--	15
Serruto, Peter	--	--	5 (3x)
Tibbitts, Brock	--	--	8
Whalen, Bobby	--	--	8

REACHED BASED	Current	2022 Long	Career
Colopy, Morgan	--	--	11
Ellis, Matthew	--	--	12
Glasser, Phillip	--	--	20 (2x)
Goforth, Evan	--	--	9
Jessee, Hunter	19	--	19
Mathison, Carter	26	--	26
Murrison, Samuel	2	--	8
Pyne, Josh	3	--	29
Serruto, Peter	--	--	*10
Tibbitts, Brock	3	--	15
Vecrumba, Ethan	--	--	3 (3x)
Whalen, Bobby	3	--	15

* - Includes totals from previous school

^ - Streak spanned 2021 & 2022 seasons

Team Notes

Opening Day Notes

- Indiana opens the 129th year of baseball at Auburn with an overall Opening Day record of 77-50-1.
- The latest season opener came on June 7, 1922 against Purdue, while the earliest IU opened a season was on February 6, 1998 versus Kansas State in Phoenix, Arizona.
- The longest winning streak in season openers was a 12-game stretch from 1939-50, which was part of a 20-game unbeaten streak (1931-50). IU won seven straight openers, before tying DePauw in 1938.
- Since site data for games became available in 1965, IU's record in season openers break down like this:

Games	58
Home	12-3
Away	9-16
Neutral Site	8-10
- IU has won four of its last six true road openers, with losses coming at No. 11 LSU (2020) and at Clemson (2022) campaign.

King of the Ks

- Indiana became the second team in Big Ten history to reach the 600-strikeout mark in a season during the 2022 campaign.
- The Hoosiers joined Iowa, who struck out 602 batters in 2022, as the only Big Ten programs to reach the 600-strikeout mark in a single season.
- IU reached the 500-strikeout mark for just the second time in program history (2019; 558), which was the 10th time in program history it reached the 400-strikeout mark in a season.
- The Hoosiers finished No. 2 in the Big Ten in total strikeouts (600) and strikeouts per nine innings (10.5), a total that sat No. 12 in Division I.

	K	Year	IP
1.	600	2022	512 2/3
2.	558	2019	536 1/3
3.	493	2015	531 2/3
4.	471	2018	538 2/3
5.	462	2021	383 1/3

Long Ball Launching

- With 73 home runs, Indiana finished the season ranked No. 6 on the single season charts.
- The 2022 edition is just the 11th in program history to reach the 60-home run mark and the sixth to eclipse the 70-home run standard.
- The Hoosiers had multiple hitters with double-digit home runs for the 19th time in program history.
- Mathison set the standard for freshmen home runs at IU with his 15th blast of the season at Michigan and finished with 19 for the season.

	HR	Year
1.	95	2019
2.	85	2010
3.	82	1992
4.	81	1985
5.	75	2017
6.	73	2022
7.	68	2018
8.	67	1986 & 1999
10.	61	1991 & 2009

Revamped on the Mound

- Since 2019, Indiana has seen a Big Ten-best 19 student-athletes taken in the Major League Baseball Draft, with 11 of those pitchers.
- The 11 pitchers drafted includes eight of the possible 12 weekend starters over that span. All three weekend starters were picked in 2019 and 2021.
- Of the 11 pitchers drafted, seven had at least one year of eligibility remaining, with two - **McCade Brown** and **Gabe Bierman** - drafted after their second full collegiate seasons.

Seven is a Winning Number

- Since Jeff Mercer took over the program in 2019, Indiana's magic number has been seven runs. Over the past four seasons, Indiana has scored seven-or-more runs on 83 occasions.
- In those 83 games, IU owns a 67-16 (.807) record, including 27 straight victories between 2020-22.
- The 2020 team went 5-0 during the COVID-19 shorten and 15-0 during the 2021 campaign, before seven-straight wins to start 2022.
- Overall in 2022, Indiana was 21-12 in games which is scored seven-or-more runs.

Power Surge

- For just the second time in program history, Indiana saw a pair of hitters reach 18-or-more home runs in the same season in 2022.
- Freshman **Carter Mathison** (19) and redshirt-junior **Matthew Ellis** (18) finished tied for No. 5 and No. 7, respectively, on the IU single-season charts.

	Name	RBIs	Year
1.	Mike Smith	27	1992
2.	Alex Dickerson	24	2010
3.	Bill Mueller	23	1985
4.	Kevin Orie	20	1992
5.	Carter Mathison	19	2022
	Craig Dedelow	19	2017
	Doug DeVore	19	1999
8.	Matthew Ellis	18	2022
	Kyle Schwarber	18	2013
	Alex Smith	18	1986

- Mathison was the first freshman since **Sam Travis** (9; 2012) to lead Indiana in home runs in a season and just the sixth rookie to accomplish the feat: Travis, **Brian Trant** (8; 1984), **Bucky Autry** (8; 1982), **Larry Blackwell** (4; 1979) and **Frank Gunder** (4; 1969).

How It Was Won

(* - Walk-off hit)

Below is a chart representing how the eventual game-winning run was recorded for Indiana in 2022.

Gm	Opponent	Final	Player	Inn.	Outs	Play	Score at Time
1	at Clemson	0-9	--				
2	at Clemson	4-19	--				
3	at Clemson	4-5 (10)	--				
4	vs. Arkansas	2-5	--				
5	vs. Louisiana-Lafayette	12-4	Mathison, Carter	3	--	Sacrifice fly	4-1
6	vs. Stanford	0-13	--				
7	Miami (Ohio)	15-2	Tibbitts, Brock	2	--	3-run home run	0-0
8	at Missouri State	7-9	--				
9	at Missouri State	12-3	Tibbitts, Brock	1	--	RBI single	3-0
10	at Missouri State	10-4	Mathison, Carter	1	2	2-run home run	4-0
11	Cincinnati	7-0	Ellis, Matthew	1	--	RBI base on balls	0-0
12	Purdue Fort Wayne	12-2	Pyne, Josh	4	2	2-run home run	1-0
13	at Troy	1-2	--				
14	at Troy-1	4-6	--				
15	at Troy-2	4-7	--				
16	Kentucky	20-7	Pyne, Josh	4	1	RBI double	7-4
17	Xavier	7-9	--				
18	Xavier	10-12	--				
19	Xavier-1	13-3	Whalen, Bobby	2	2	2-run home run	3-1
20	Xavier-2	7-13	--				
21	Evansville	14-17	--				
22	Evansville-1	6-5	Doanes, Tyler	4	2	Scored on an error	5-0
23	Evansville-2	6-5	Glasser, Phillip	7	2	RBI single	5-5
24	Northwestern	5-4	Ellis, Matthew	7	2	Scored on an error	4-2
25	Northwestern	6-7	--				
26	Northwestern	6-13	--				
27	at Evansville	4-8	--				
28	at Purdue	0-17	--				
29	at Purdue	10-3	Murrison, Samuel	4	1	RBI single	3-2
30	at Purdue	15-16	--				
31	at Indiana State	6-5	Doanes, Tyler	9	2	Solo home run	5-5
32	at Rutgers	3-5	--				
33	at Rutgers	2-4	--				
34	at Rutgers	9-10	--				
35	at Miami (Ohio)	7-9	--				
36	at Cincinnati	11-4	Mathison, Carter	5	1	RBI hit-by-pitch	4-1
37	Nebraska	8-7	Doanes, Tyler	7	2	RBI triple	7-4
38	Nebraska	8-1	Whalen, Bobby	2	2	2RBI double	
39	Nebraska	7-19	--				
40	vs. Butler	9-1	Doanes, Tyler	2	1	RBI triple	1-0
41	at Illinois State	3-1	Serruto, Peter	2	1	RBI ground out	1-0
42	Illinois	7-6	Pyne, Josh *	9	1	RBI single	6-6
43	Illinois	10-18	--				
44	Illinois	11-7	Mathison, Carter	5	--	2-run home run	7-7
45	at Michigan	4-8	--				
46	at Michigan	9-5	Tibbitts, Brock	7	2	RBI single	5-5
47	at Michigan	10-8	Whalen, Bobby	8	2	Scored on an error	7-8
48	at Louisville	2-7	--				
49	Minnesota	8-6	Pyne, Josh	8	2	2RBI single	6-6
50	Minnesota	12-0	Pyne, Josh	3	2	2RBI double	0-0
51	Minnesota	8-9	--				
52	Illinois State	12-7	Tibbitts, Brock	8	2	RBI single	7-7
53	at Iowa	16-30	--				
54	at Iowa	0-12	--				
55	at Iowa	1-2	--				
56	vs. Maryland	5-6 (11)	--				
57	vs. Illinois	8-1	Mathison, Carter	6	1	Sacrifice fly	1-1
58	vs. Maryland	6-4 (11)	Pyne, Josh	11	2	2RBI single	4-4
59	vs. Rutgers	14-2 (7)	--				

Indiana When...

	2020	2021	2022
Overall	9-6	26-18	27-32
vs. Top-10 Teams	--	--	1-4
vs. Top-25 Teams	3-3	--	--
Non-Conference	9-6	--	17-18
Big Ten	--	26-18	10-14
At Home	3-2	14-6	15-9
On the Road	3-3	10-10	8-19
At Neutral Sites	3-1	2-2	4-4
In Day Games	9-4	23-17	17-20
In Night Games	0-2	3-1	10-12
vs. Teams .500 Or Better	7-5	14-15	14-22
vs. Teams Worse Than .500	2-1	12-3	13-10
vs. Left-Handed Starter	2-2	9-9	10-6
vs. Right-Handed Starter	7-4	17-9	17-26
When Starter Receives Decision	7-4	17-13	12-18
When Reliever Receives Decision	2-2	9-5	15-14
When Starter Goes 5+ Innings	7-1	20-7	13-7
When Starter Goes <5 Innings	2-5	6-11	14-25
When Scoring First	6-1	20-3	17-12
When Opponent Scores First	3-5	6-15	10-20
When Leading After 6 Innings	9-0	22-2	20-5
When Trailing After 6 Innings	0-5	2-13	6-26
When Tied After 6 Innings	0-1	2-3	1-1
When Leading After 8 Innings	8-0	22-1	24-2
When Trailing After 8 Innings	0-6	1-13	2-26
When Tied After 8 Innings	--	1-3	1-2
In One-Run Games	1-1	4-7	6-8
In Two-Run Games	1-0	5-2	4-7
In 5+ Run Games	5-2	13-3	15-12
Weekend Series W-L-T	0-1-0	7-3-0	6-7-0
Series Sweeps/Times Swept	--	2/1	-/4
Scoring 0-2 Runs	0-2	3-10	0-10
Scoring 3-5 Runs	3-4	6-7	2-8
Scoring 6-9 Runs	3-0	12-1	12-9
Scoring 10+ Runs	3-0	5-0	13-5
Shutouts/Times Shut Out	--	4/1	2/4
In Extra Innings	--	1-2	1-2
Opponent Scores 4 Runs Or Less	8-0	22-7	18-4
Opponent Scores 5 Runs Or More	1-6	4-11	9-28
Out-Hitting Opponent	7-1	24-5	19-10
Out-Hit by Opponent	1-5	1-10	6-20
Hits Are Equal	1-0	1-3	2-2
Hitting A Home Run	6-4	16-8	19-19
Opponent Hits A Home Run	1-4	10-11	13-22
Errorless	0-1	14-4	9-8
Committing One Error	5-2	7-6	14-10
Committing 2+ Errors	4-3	5-8	4-14
Opponent is Errorless	4-2	8-10	9-13
Opponent Commits One Error	3-3	9-7	3-12
Opponent Commits 2+ Errors	2-1	9-1	15-7
Game 1 of Weekend	3-1	--	4-10
Game 2 of Weekend	2-2	--	7-7
Game 3 of Weekend	2-2	--	5-9
Monday	--	1-0	--
Tuesday	0-1	0-1	6-3
Wednesday	2-0	--	3-0
Thursday	--	--	0-3
Friday	3-1	8-5	5-8
Saturday	2-2	8-8	5-8
Sunday	2-2	9-4	8-10

NOTE: Big Ten played a conference-only schedule in 2020

Career Game-Winning Plays

WO = Walk-off game-winning play

	'20	'21	'22	'23	WO	Total		'20	'21	'22	'23	WO	Total
Colopy, Morgan	--	1	--	--	--	1	Pyne, Josh	--	--	6	--	1	6
Ellis, Matthew	--	--	2	--	--	2	Serruto, Peter	--	--	1	--	--	1
Glasser, Phillip	--	--	1	--	--	1	Tibbitts, Brock	--	--	3	--	--	3
Mathison, Carter	--	--	5	--	--	5	Vecrumba, Ethan	--	1	--	--	--	1
Murrison, Samuel	--	--	1	--	--	1	Whalen, Bobby	--	--	3	--	--	3



Going Yard

Below is a listing of home runs for the 2022 season, including expanded data for games where available.

Gm	Name	Inn.	On Base	Exit Velo	Launch Angle	Distance
2	Doanes, Tyler ^	1	--	101.3	24	395 feet
2	Ellis, Matthew	1	--	118.3	22	368 feet
3	Glasser, Phillip	1	--	100.5	26	420 feet
5	Ellis, Matthew !	2	--	112.5	29	413 feet
5	Colopy, Morgan	6	--	107.0	31	403 feet
7	Tibbitts, Brock	2	2	96.0	31	382 feet
7	Fougerousse, Kip	2	2	104.6	35	434 feet
7	Ellis, Matthew	4	1	94.4	42	338 feet
7	Tibbitts, Brock !	5	--	108.2	28	432 feet
8	Colopy, Morgan	7	--	104.7	28	422 feet
8	Mathison, Carter !	8	--	102.0	25	404 feet
9	Ellis, Matthew	2	--	111.3	34	485 feet
9	Ellis, Matthew	7	2	105.3	24	446 feet
10	Mathison, Carter	1	1	104.1	31	392 feet
11	Tibbitts, Brock	5	--	107.9	18	350 feet
11	Pyne, Josh	5	--	104.1	21	351 feet
12	Pyne, Josh	4	1	102.9	31	379 feet
12	Ellis, Matthew	7	1	107.3	28	410 feet
12	Ellis, Matthew	8	--	105.3	30	396 feet
15	Tibbitts, Brock !	3	--	106.8	26	458 feet
16	Ellis, Matthew	1	2	95.9	27	394 feet
16	Jessee, Hunter	2	--	106.1	29	427 feet
16	Ellis, Matthew !	3	--	112.4	22	436 feet
16	Jessee, Hunter !	5	--	104.3	30	406 feet
16	Mathison, Carter !	7	--	108.0	21	433 feet
16	Colopy, Morgan	8	1	110.5	34	426 feet
17	Pyne, Josh	6	1	103.7	23	417 feet
18	Ellis, Matthew	8	1	106.6	41	441 feet
19	Whalen, Bobby	2	1	102.2	24	417 feet
19	Mathison, Carter	3	1	103.7	34	403 feet
19	Tibbitts, Brock !	6	--	103.0	35	370 feet
20	Mathison, Carter	4	2	101.8	25	394 feet
21	Tibbitts, Brock !	3	--	105.8	29	426 feet
21	Doanes, Tyler	3	1	96.5	26	389 feet
22	Ellis, Matthew	1	1	111.1	22	424 feet
26	Ellis, Matthew	3	--	106.2	26	444 feet
26	Mathison, Carter	9	--	106.0	28	432 feet
27	Whalen, Bobby	2	--	102.7	31	--
29	Murrison, Samuel	3	1	103.1	19	398 feet
29	Tibbitts, Brock	8	1	108.5	19	398 feet
30	Glasser, Phillip	1	1	98.1	26	382 feet
30	Jessee, Hunter	4	1	104.0	23	383 feet
30	Pyne, Josh	5	2	102.4	30	427 feet
30	Murrison, Samuel	6	2	100.0	20	390 feet
31	Mathison, Carter \$	9	2	--	--	--
31	Doanes, Tyler	9	--	--	--	--
34	Mathison, Carter	5	3	--	--	--
36	Tibbitts, Brock	2	1	103.6	40	389 feet
36	Mathison, Carter !	4	--	102.8	27	406 feet
36	Doanes, Tyler	4	--	107.3	23	418 feet
37	Pyne, Josh	4	2	102.9	26	398 feet
38	Mathison, Carter !	3	--	93.4	37	396 feet
40	Ellis, Matthew !	2	--	107.7	28	433 feet
43	Mathison, Carter !	6	--	103.6	27	384 feet
43	Serruto, Peter	8	1	100.1	28	414 feet
44	Mathison, Carter	1	1	108.8	24	432 feet
44	Mathison, Carter	5	--	101.8	46	386 feet
44	Ellis, Matthew	5	1	115.6	20	466 feet
45	Ellis, Matthew	2	--	104.0	3 3	390 feet
45	Jessee, Hunter	3	--	103.1	21	425 feet
45	Mathison, Carter !	6	--	105.0	26	403 feet
47	Mathison, Carter	5	2	103.8	31	425 feet
47	Tibbitts, Brock !	6	--	106.8	24	347 feet
50	Mathison, Carter	6	1	102.7	31	403 feet
51	Ellis, Matthew	2	--	101.7	25	400 feet
52	Ellis, Matthew	8	3	111.4	30	430 feet
53	Jessee, Hunter	1	1	103.3	29	402 feet
53	Glasser, Phillip	1	1	99.6	41	373 feet
53	Mathison, Carter	2	2	104.8	30	462 feet
53	Pyne, Josh	3	3	99.1	26	376 feet
55	Ellis, Matthew	6	--	109.2	30	412 feet
56	Mathison, Carter !	7	--	--	--	--
59	Mathison, Carter	6	1	--	--	--

73 total home run in 2022

! - Home run led off an inning | * - Walk-off home run

^ - Leadoff home run (bottom/top 1st) | \$ - Pinch hit home run

NOTE: Data not available for games at Indiana State, Miami (Ohio), Rutgers or Big Ten Tournament

The Last Time...

- Big Ten Tournament | % - NCAA Regional | ^ - NCAA Super Regional | \$ - College World Series

AN INDIANA TEAM...	
Won 15+ Consecutive Games	18 - March 10-April 6, 2013
Won 10+ Consecutive Games	12 - February 28-March 22, 2015
Won 10+ Consecutive Big Ten Games	10 - March 28-April 25, 2014
Won 5+ Consecutive Big Ten Games	7 - March 7-19, 2021
Lost 5+ Consecutive Games	5 - May 16-23, 2021
Lost 5+ Consecutive Big Ten Games	5 - May 16-23, 2021
Swept a Three-Game Series	Minnesota ; April 23-25, 2021
at Home	Minnesota ; April 23-25, 2021
on The Road	at Maryland; May 1-3, 2015
Swept a Non-Conference Three-Game Series	Evansville; April 13-14, 2019
at Home	Evansville; April 13-14, 2019
on The Road	at Florida A&M; March 16-17, 2007
Swept a Three-Game Big Ten Series	Minnesota; April 23-25, 2021
at Home	Minnesota; April 23-25, 2021
on The Road	at Maryland; May 1-3, 2015
Was Swept in a Three-Game Series	at Iowa; May 19-21, 2022
at Home	Minnesota ; April 22-23, 2011
on The Road	at Iowa; May 19-21, 2022
Was Swept in a Three-Game Non-Conference Series	at Troy; March 11-13, 2022
at Home	Minnesota ; April 22-23, 2011
on The Road	at Troy; March 11-13, 2022
Was Swept in a Three-Game Big Ten Series	at Iowa; May 19-21, 2022
at Home	Minnesota; April 22-23, 2011
on The Road	at Iowa; May 19-21, 2022
Played An Extra-Inning Game	W, 6-4 (11 innings) - vs. Maryland; May 28, 2022 #
Won An Extra-Inning Game	W, 6-4 (11 innings) - vs. Maryland; May 28, 2022 #
Lost An Extra-Inning Game	L, 5-6 (11 innings) - vs. Maryland; May 26, 2022 #
Played Three Consecutive Extra-Inning Games	March 15-17, 2011; vs. Jacksonville (W, 7-6; 10 innings), vs. UMass (W, 11-10; 11 innings), vs. Bucknell (L, 4-5; 10 innings)
Played Consecutive Extra-Inning Games	April 2 & 4, 2017; Nebraska (T, 1-1; 11 innings), Ball State (W, 3-2; 11 innings)
Won Consecutive Extra-Inning Games	March 15-16, 2011; vs. Jacksonville (W, 7-6; 10 innings), vs. UMass (W, 11-10; 11 innings)
Won on a Walk-Off	W, 7-6 - Illinois; April 29, 2022 Josh Pyne RBI single in the ninth inning
Won Consecutive Games Via A Walk-Off	April 11 & 13, 2012; Indiana State (W, 8-7), Michigan State (W, 3-2) Chris Sujka RBI bunt single in the ninth inning Michael Basil scored on wild pitch in ninth inning
AN INDIANA OFFENSE...	
Scored 40+ Runs	45 - Butler; April 11, 1896
Scored 30+ Runs	30 - IU-Southeast; April 30, 1997
Scored 25+ Runs	27 - Butler; March 23, 2016
Scored 20+ Runs	20 - Kentucky; March 15, 2022
Scored 15+ Runs	16 - at Iowa; May 19, 2022
Scored 10+ Runs In An Inning	11 (7th inning) - Butler, March 23, 2016
Scored 9+ Runs In An Inning	9 (5th inning) - Minnesota, April 15, 2017
Scored 8+ Runs In An Inning	8 (5th inning) - Illinois; May 1, 2022
Had 30+ Hits	N/A
Had 25+ Hits	27 - Michigan; April 4, 2010
Had 20+ Hits	22 - at Purdue-2; April 10, 2022
Had 20+ Hits in Back-to-Back Games	N/A
Had 7+ Home Runs	9 - at Maryland; March 30, 2019
Had 6+ Home Runs	6 - Kentucky; March 15, 2022
Had 5+ Home Runs	6 - Kentucky; March 15, 2022
Hit Back-To-Back Home Runs	9th Inning, Carter Mathison (3-run)/Tyler Doanes (solo) - at Indiana State; April 12, 2022
Hit Back-To-Back-To-Back Home Runs	3rd Inning, Kyle Schwarber (two-run), Sam Travis (solo) and Scott Donley (solo) - at Iowa; May 3, 2009
Had 3+ Triples	3 - vs. Valparaiso; March 2, 2008
Had 9+ Doubles	9 - Kentucky; March 15, 2022
Had 8+ Doubles	9 - Kentucky; March 15, 2022
Had 7+ Doubles	9 - Kentucky; March 15, 2022
Had 6+ Doubles	9 - Kentucky; March 15, 2022
Had 15+ Walks	16 - Ball State; April 18, 2018
Had 10+ Walks	10 - Miami (Ohio); March 1, 2022
Had 10+ Stolen Bases	12 - Indiana State; April 18, 2006
Had 9+ Stolen Bases	9 - at North Florida; March 14, 2007
Had 8+ Stolen Bases	8 - vs. South Alabama; February 18, 2018
Didn't Strikeout in a Game	Iowa; April 1, 2012
Had Two or Fewer Strikeouts	2 - Xavier-1; March 20, 2022
Was Shut Out	at Iowa (0-12); May 20, 2022
at Home	Penn State (0-3); April 5, 2019
on The Road	at Iowa (0-12); May 20, 2022
Neutral Site	vs. Stanford (0-13); February 27, 2022
Back-To-Back Games	May 20-21, 2016 (at Nebraska [0-2], at Nebraska [0-3])
Three-Straight Games	April 23-24, 1954 (Ohio State [0-2], Ohio State [0-5], Ohio State [0-8])

AN INDIANA PITCHING STAFF...	
Threw a No-Hitter	McCade Brown (5 IP); Braydon Tucker (4 IP); Illinois, April 10, 2021
Held Opponent To 1 Hit	Minnesota-1; May 15, 2022
Held Opponent To 2 Hits	Cincinnati; March 8, 2022
Struck Out 20+ Batters	21 - Ball State; April 18, 2018
Struck Out 15+ Batters	18 - vs. Maryland; May 28, 2022 #
Did Not Issue A Walk	Cincinnati; March 8, 2022
Shut Out An Opponent	Minnesota-1 (12-0); May 15, 2022
at Home	Minnesota-1 (12-0); May 15, 2022
on The Road	at Northwestern (4-0); April 18, 2021
Neutral Site Game	vs. Washington (1-0); March 18, 2019
Postseason Game	vs. Texas Southern (6-0); June 2, 2018 %
Back-To-Back Shutouts	2014 (Western Kentucky [1-0], Michigan State [7-0])
Three Straight Shutouts	March 24-26, 1988 (at Butler [14-0], at Rose-Hulman [10-0], at Rose-Hulman [2-0])
Four Straight Shutouts	April 6-10, 1937 (Carleton [8-0], DePauw [7-0], Miami (Ohio) [10-0], Miami (Ohio) [7-0])
Shut Out A Big Ten Opponent	Minnesota-1 (12-0); May 15, 2022
at Home	Minnesota (12-0); May 15, 2022
on The Road	at Northwestern (4-0); April 18, 2021
Neutral Site	vs. Michigan (5-0); May 22, 2014 #

AN INDIANA BATTER HAD...	
Hit for the Cycle	Josh Phegley; Valparaiso, March 2, 2008
Walk-Off Hit	Josh Pyne (RBI single); Illinois, April 29, 2022
Walk-Off Home Run	Collin Hopkins (2-run HR); Illinois, April 9, 2021
8+ At-Bats	8 - Jeremy Houston; Ball State, April 18, 2018
5 Hits	5 - Grant Richardson; at Maryland, March 30, 2019
4+ Hits	4 - Phillip Glasser & Hunter Jessee; at Iowa; May 19, 2022
2+ Hits In An Inning	Evan Goforth (bottom fifth; single & single); Illinois, May 1, 2022
6 Runs Scored	6 - Jay Brant; Shawnee State, March 30, 2005
5+ Runs Scored	5 - Drew Ashley; at Maryland, March 31, 2019
4+ Runs Scored	4 - Bobby Whalen; Illinois, April 29, 2022
3+ Doubles	3 - Phillip Glasser; Kentucky, March 15, 2022
2+ Triples	2 - Casey Rodriguez; College of Charleston, February 28, 2015
4 Home Runs	4 - Byron Bradley; Tri-State, March 5, 1992
3+ Home Runs	3 - Grant Richardson; Maryland, March 30, 2019
2+ Home Runs	2 - Carter Mathison; Illinois, May 1, 2022
Inside-The-Park Home Run	Matt Gorski; at Purdue, April 25, 2018
Pinch Hit Home Run	Carter Mathison (9th inning, 3-run HR); at Indiana State, April 12, 2022
Leadoff Home Run (Top or bottom of 1st inning)	Tyler Doanes; at Clemson, February 19, 2022
Hit a Grand Slam	Josh Pyne; at Iowa, May 19, 2022
A Walk-Off Grand Slam	Logan Kaletha; vs. South Alabama, February 18, 2018
10+ RBIs	Never
9+ RBIs	9 - Mike Smith; Milwaukee, March 1, 1992
8+ RBIs	N/A
7+ RBIs	7 - Matt Ellis; at Missouri State, March 5, 2022
15+ Total Bases	15 - Josh Phegley; at Northwestern, March 24, 2017
10+ Total Bases	10 - Matt Ellis; at Missouri State, March 5, 2022
5+ Walks	5 - Logan Sowers; Ball State, April 18, 2018
4+ Walks	4 - Jeremy Houston; vs. Nebraska, May 9, 2021
3+ Walks	3 - Brock Tibbitts; at Illinois State, April 27, 2022
4+ Stolen Bases	4 - Micah Johnson; Evansville, March 27, 2011
3+ Stolen Bases	3 - Bobby Whalen; Cincinnati, March 8, 2022
Stole Home	Hunter Jessee (7th Inning); vs. Butler, April 26, 2022
3+ Hit By Pitches	3 - Michael Basil; at Michigan State, April 14, 2013

AN INDIANA PITCHER HAD...	
A Perfect Game	N/A
A No-Hitter	McCade Brown (5 IP); Braydon Tucker (4 IP); Illinois, April 10, 2021
A Complete Game No-Hitter	Mark Gramer (7 IP); Rose-Hulman, April 25, 1984
A Complete Game (9 Inn.)	Bradley Brehmer; vs. Illinois, May 27, 2022 #
A Complete-Game Shutout	Kyle Hart (9.0 IP); Georgia Southern, April 21, 2012
at Home	Kyle Hart (9.0 IP); Georgia Southern, April 21, 2012
on The Road	Tyler Tufts (7.0 IP); at Penn State, April 29, 2006
Neutral Site	Pauly Milto (9.0 IP); vs. Texas Southern, June 2, 2018 %
Big Ten Game	Tyler Tufts (7.0 IP); at Penn State, April 29, 2006
as a Freshman	Tyler Tufts (7.0 IP); at Penn State, April 29, 2006
Postseason Game	Pauly Milto (9.0 IP); vs. Texas Southern, June 2, 2018 %
16 Strikeouts	16 - McCade Brown; Penn State, March 13, 2021
15+ Strikeouts	16 - McCade Brown; Penn State, March 13, 2021
10+ Strikeouts	11 - Bradley Brehmer; Nebraska, April 23, 2022

AN INDIANA DEFENSE...	
Turned 5+ Double Plays	6 - at Michigan State; May 17, 2008
Turned 4+ Double Plays	4 - vs. Texas A&M; June 3, 2018 %
Turned 3+ Double Plays	3 - Minnesota; May 14, 2022
Turned A Triple Play	vs. Radford; May 30, 2015 %
Had 5+ Errors	5 - vs. Nebraska; May 8, 2021
Had 4+ Errors	4 - at Iowa; May 19, 2022
Threw Out 3 Base Runners	4 - Northern Illinois; March 17, 2018

Hit It Hard

Top 10 Exit Velocities

Below is a listing of the top-10 hardest hit balls by IU in 2022.

Exit Velocity	Name	Opponent	Result
118.31	Ellis, Matthew	at Clemson (2/19)	Home Run
116.95	Jessee, Hunter	Nebraska (4/22)	Out
115.52	Ellis, Matthew	at Evansville (4/5)	Single
114.87	Ellis, Matthew	Cincinnati (3/8)	Out
113.61	Ellis, Matthew	Minnesota (5/13)	Double
113.44	Ellis, Matthew	Xavier (3/17)	Single
113.03	Ellis, Matthew	Evansville (3/27)	Fielder's Choice
112.59	Ellis, Matthew	at Purdue-2 (4/10)	Single
112.54	Ellis, Matthew	Louisiana-Lafayette (2/26)	Home Run
112.54	Ellis, Matthew	at Purdue-2 (4/10)	Single

NOTE: Data not available for games at Indiana State, Miami (Ohio), Rutgers or Big Ten Tournament.

Individual Exit Velocities

Below is a listing of each IU student-athlete's average and top exit velocity of the 2022 season.

Name	Top EV	Average EV
Colopy, Morgan	111.44	87.44
Doanes, Tyler	107.31	86.11
Ellis, Matthew	118.31	91.47
Fougerousse, Kip	104.6	82.22
Glasser, Phillip	106.26	89.52
Goforth, Evan	109.53	89.16
Jessee, Hunter	116.95	86.88
Johnson, Max	94.64	73.07
Mathison, Carter	108.79	88.84
Murrison, Sam	103.54	79.91
Pyne, Josh	107.3	86.09
Schank, Tucker	95.48	90
Serruto, Peter	100.14	79.06
Skrine, Jake	106.85	106.85
Tibbitts, Brock	111.65	87.91
Whalen, Bobby	110.66	86.45

NOTE: Data not available for games at Indiana State, Miami (Ohio), Rutgers or Big Ten Tournament.

Barrel Count

Below is a listing of each IU student-athlete's total barreled balls in 2022.

Name	Barrels
Colopy, Morgan	6
Doanes, Tyler	4
Ellis, Matthew	21
Fougerousse, Kip	1
Glasser, Phillip	7
Jessee, Hunter	5
Mathison, Carter	17
Murrison, Sam	1
Pyne, Josh	7
Serruto, Peter	1
Skrine, Jake	1
Tibbitts, Brock	18
Whalen, Bobby	4

NOTE: A barreled ball is 98-plus exit velocity and a 10-35 degree launch angle. Barreled balls include only balls put in play ... Data not available for games at Indiana State, Miami (Ohio), Rutgers or Big Ten Tournament.



Season Statistics

Record: 27-32 Home: 15-9 Away: 8-19 Neutral: 4-4 Big Ten: 10-14

Player	avg	gp-gs	ab	r	h	2b	3b	hr	rbi	tb	slg%	bb	hp	so	gdp	ob%	sf	sh	sb-att	po	a	e	fld%
4 Jessee, Hunter	.353	52-43	173	40	61	7	1	5	28	85	.491	33	4	33	2	.467	0	0	8-11	36	2	3	.927
1 Glasser, Phillip	.346	47-47	188	43	65	12	2	3	25	90	.479	27	7	30	2	.442	2	0	6-7	53	81	4	.971
32 Pyne, Josh	.327	57-56	226	41	74	20	1	6	57	114	.504	20	3	51	5	.386	2	1	1-2	28	93	8	.938
16 Whalen, Bobby	.283	59-59	247	54	70	13	4	2	33	97	.393	23	8	50	7	.362	1	3	22-25	94	0	2	.979
3 Mathison, Carter	.273	59-57	209	55	57	11	1	19	58	127	.608	36	8	59	3	.393	4	0	8-10	83	3	5	.945
35 Ellis, Matthew	.271	59-59	218	44	59	10	0	18	65	123	.564	40	7	68	10	.398	1	0	1-1	339	23	3	.992
9 Tibbitts, Brock	.266	59-57	218	42	58	13	1	9	43	100	.459	38	4	46	5	.382	2	0	5-5	376	14	6	.985
5 Doanes, Tyler	.253	58-58	221	47	56	7	2	4	33	79	.357	39	2	38	2	.363	5	2	11-13	112	132	5	.980

19 Goforth, Evan	.283	26-10	46	8	13	5	0	0	9	18	.391	7	3	18	1	.404	1	0	0-0	10	16	4	.867
26 Schank, Tucker	.250	9-0	8	1	2	0	0	0	2	2	.250	2	0	3	1	.400	0	0	0-0	0	0	0	.000
10 Colopy, Morgan	.236	23-20	72	13	17	3	1	3	7	31	.431	8	2	35	1	.329	0	0	1-1	45	0	1	.978
28 Murrison, Samuel	.229	40-23	83	17	19	2	0	2	10	27	.325	12	1	29	2	.330	1	2	1-1	60	2	0	1.000
11 Johnson, Max	.148	11-10	27	5	4	1	0	0	3	5	.185	7	1	12	1	.333	1	2	1-2	13	25	1	.974
6 Serruto, Peter	.139	34-23	79	7	11	1	0	1	6	15	.190	5	1	24	2	.200	0	5	0-0	246	17	4	.985
30 Fougousse, Kip	.111	13-8	27	3	3	0	0	1	6	6	.222	1	1	13	0	.172	0	0	0-0	20	3	3	.885
7 Vecrumba, Ethan	.000	16-1	3	7	0	0	0	0	1	0	.000	3	1	3	0	.571	0	0	0-0	0	0	0	.000
38 Skrine, Jake	.000	2-0	2	0	0	0	0	0	0	0	.000	0	0	1	0	.000	0	0	0-0	0	0	0	.000
23 Perkins, Jack	.000	1-0	1	0	0	0	0	0	0	0	.000	0	0	0	0	.000	0	0	0-0	3	5	2	.800
51 Bolanowski, Alec	.000	1-0	0	0	0	0	0	0	0	0	.000	0	0	0	0	.000	0	0	0-0	2	0	0	1.000
Totals	.278	59	2048	427	569	105	13	73	386	919	.449	301	53	513	44	.381	20	15	65-78	1538	456	64	.969
Opponents	.273	59	2044	445	559	112	15	66	406	899	.440	332	111	600	26	.400	17	20	52-62	1546	572	73	.967

LOB - Team (464), Opp (541). DPs turned - Team (33), Opp (55). IBB - Team (6), Ellis 4, Jessee 1, Whalen 1, Opp (3). Picked off - Doanes 2, Jessee 2, Pyne 1, Whalen 1, Glasser 1, Mathison 1.

(All games Sorted by Earned run avg)

Player	era	w-l	app	gs	cg	sho	sv	ip	h	r	er	bb	so	2b	3b	hr	b/avg	wp	hp	bks	sfa	sha
23 Perkins, Jack	5.10	3-4	16	15	0	0/0	0	83.0	77	56	47	47	91	17	1	6	.240	12	21	2	4	1
44 Brehmer, Bradley	5.30	5-4	17	14	1	0/1	0	74.2	74	48	44	33	77	12	0	5	.254	8	17	0	2	3

41 Bothwell, Ty	4.47	3-2	19	2	0	0/1	0	48.1	36	27	24	33	67	12	1	6	.206	5	8	1	0	3
2 Hayden, Luke	5.27	4-1	20	6	0	0/1	0	27.1	23	23	16	28	25	4	1	2	.230	13	5	0	1	2
34 Tucker, Braydon	5.47	2-3	20	4	0	0/0	4	49.1	52	30	30	32	54	13	1	3	.269	4	5	0	2	0
27 Sharp, Reese	6.42	3-6	23	1	0	0/1	4	54.2	49	39	39	28	76	15	2	8	.233	9	8	0	2	2
31 Walker, Jack	6.63	1-0	9	1	0	0/0	0	19.0	19	14	14	18	20	2	1	2	.264	3	6	0	0	1
18 Holderfield, Grant	7.40	2-4	25	2	0	0/1	2	41.1	50	44	34	23	52	4	2	9	.291	0	6	0	2	3
29 Kraft, Ryan	9.78	2-1	25	1	0	0/0	0	42.1	60	49	46	30	59	8	3	10	.326	8	13	0	1	3
45 Modugno, John-Biagio	11.80	0-4	17	8	0	0/1	0	34.1	59	53	45	22	37	11	3	8	.378	5	7	0	1	2
14 Stahl, Nathan	12.00	1-3	18	5	0	0/1	0	27.0	40	36	36	18	31	9	0	4	.345	3	8	1	2	0
15 Platt, David	12.79	1-0	7	0	0	0/0	0	6.1	5	9	9	12	6	1	0	0	.208	5	4	1	0	0
17 Gaffney, Brian	13.50	0-0	2	0	0	0/0	0	0.2	0	1	1	1	0	0	0	0	.000	3	1	0	0	0
33 Moran, Joe	33.23	0-0	5	0	0	0/0	0	4.1	15	16	16	7	5	4	0	3	.536	2	2	0	0	0
Totals	7.04	27-32	59	59	1	2/2	10	512.2	559	445	401	332	600	112	15	66	.273	80	111	5	17	20
Opponents	6.34	32-27	59	59	0	4/4	14	515.1	569	427	363	301	513	105	13	73	.278	48	53	6	20	15

PB - Team (14), Ellis 6, Serruto 5, Tibbitts 3, Opp (14). Pickoffs - Team (2), Ellis 1, Stahl 1, Opp (8). SBA/ATT - Ellis (36-37), Serruto (16-24), Brehmer (9-10), Hayden (9-10), Sharp (6-7), Modugno (5-7), Kraft (4-5), Perkins (5-5), Bothwell (3-5), Stahl (3-4), Tucker (3-4), Holderfield (3-3), Moran (2-2).

Big Ten Only Statistics

Record: 10-14 Home: 7-5 Away: 3-9 Big Ten: 10-14

Player	avg	gp-gs	ab	r	h	2b	3b	hr	rbi	tb	slg%	bb	hp	so	gdp	ob%	sf	sh	sb-att	po	a	e	fld%
4 Jessee, Hunter	.402	24-22	87	23	35	6	0	3	17	50	.575	21	2	18	1	.527	0	0	2-4	25	2	1	.964
32 Pyne, Josh	.378	24-24	98	22	37	14	1	3	28	62	.633	10	1	20	1	.436	1	0	0-1	9	38	5	.904
1 Glasser, Phillip	.371	16-16	62	14	23	4	1	2	8	35	.565	9	2	11	1	.459	1	0	3-3	19	23	1	.977
3 Mathison, Carter	.337	24-24	92	27	31	5	0	10	28	66	.717	15	3	24	0	.441	1	0	3-4	30	1	4	.886
16 Whalen, Bobby	.302	24-24	106	25	32	6	2	0	13	42	.396	9	2	24	1	.368	0	2	8-9	41	0	2	.953
9 Tibbitts, Brock	.242	24-24	95	13	23	5	0	2	15	34	.358	12	3	19	2	.342	1	0	3-3	162	7	2	.988
5 Doanes, Tyler	.230	24-24	100	12	23	4	1	0	11	29	.290	6	1	14	1	.275	2	0	2-2	47	62	5	.956
35 Ellis, Matthew	.193	24-24	83	14	16	4	0	5	18	35	.422	18	4	28	5	.358	1	0	0-0	144	11	2	.987

30 Fougousse, Kip	.500	1-0	2	2	1	0	0	0	1	1	.500	1	0	0	0	.667	0	0	0-0	2	0	0	1.000
19 Goforth, Evan	.458	11-5	24	3	11	4	0	0	7	15	.625	4	1	7	0	.533	1	0	0-0	5	8	3	.813
11 Johnson, Max	.267	7-6	15	4	4	1	0	0	3	5	.333	3	1	7	0	.400	1	2	0-1	8	17	1	.962
28 Murrison, Samuel	.244	21-12	41	8	10	0	0	2	8	16	.390	8	0	14	1	.367	0	1	0-0	36	0	0	1.000
6 Serruto, Peter	.219	12-8	32	6	7	0	0	1	2	10	.313	3	0	10	0	.286	0	2	0-0	82	6	2	.978
26 Schank, Tucker	.200	5-0	5	0	1	0	0	0	2	1	.200	1	0	1	1	.333	0	0	0-0	0	0	0	.000
10 Colopy, Morgan	.000	3-2	4	0	0	0	0	0	0	0	.000	0	0	4	0	.000	0	0	0-0	4	0	0	1.000
7 Vecrumba, Ethan	.000	6-1	2	2	0	0	0	0	0	0	.000	0	1	2	0	.333	0	0	0-0	0	0	0	.000
38 Skrine, Jake	.000	2-0	2	0	0	0	0	0	0	0	.000	0	0	1	0	.000	0	0	0-0	0	0	0	.000
Totals	.299	24	850	175	254	53	5	28	161	401	.472	120	21	204	14	.395	9	7	21-27	623	191	32	.962
Opponents	.297	24	856	217	254	42	7	36	202	418	.488	139	56	234	10	.424	8	10	21-25	628	229	18	.979

LOB - Team (204), Opp (229). DPs turned - Team (16), Opp (18). IBB - Team (3), Ellis 2, Jessee 1, Opp (2). Picked off - Jessee 1, Pyne 1, Mathison 1.

(Big Ten games only Sorted by Earned run avg)

Player	era	w-l	app	gs	cg	sho	sv	ip	h	r	er	bb	so	2b	3b	hr	b/avg	wp	hp	bk	sfa	sha
27 Sharp, Reese	4.32	3-2	11	0	0	0/0	3	25.0	19	12	12	12	30	8	2	3	.200	3	2	0	1	0
23 Perkins, Jack	5.79	1-2	8	8	0	0/0	0	46.2	47	33	30	26	44	8	0	4	.257	7	15	0	3	1
44 Brehmer, Bradley	6.00	1-3	9	9	0	0/1	0	39.0	50	30	26	17	49	8	0	3	.303	5	9	0	1	2

17 Gaffney, Brian	0.00	0-0	1	0	0	0/0	0	0.1	0	0	0	0	0	0	0	0	.000	0	0	0	0	0
41 Bothwell, Ty	1.29	2-0	7	0	0	0/1	0	21.0	12	4	3	10	25	3	1	2	.164	1	2	1	0	1
45 Modugno, John-Biagio	7.56	0-0	4	1	0	0/0	0	8.1	11	9	7	6	13	1	0	2	.297	1	2	0	0	0
34 Tucker, Braydon	10.59	0-1	9	2	0	0/0	3	17.0	27	20	20	12	15	7	1	3	.365	1	1	0	1	0
18 Holderfield, Grant	12.38	2-3	11	1	0	0/0	0	16.0	30	29	22	8	21	2	2	5	.395	0	3	0	1	2
2 Hayden, Luke	12.91	0-1	7	1	0	0/0	0	7.2	12	17	11	13	6	1	0	1	.364	9	5	0	0	2
31 Walker, Jack	13.50	0-0	3	0	0	0/0	0	4.2	4	7	7	8	6	0	0	2	.235	0	3	0	0	0
29 Kraft, Ryan	20.06	0-0	8	0	0	0/0	0	11.2	26	26	26	10	15	2	1	7	.456	5	6	0	1	2
15 Platt, David	24.30	0-0	4	0	0	0/0	0	3.1	3	9	9	10	3	0	0	0	.250	4	4	1	0	0
14 Stahl, Nathan	25.50	1-2	6	2	0	0/0	0	6.0	11	17	17	7	6	2	0	3	.393	0	2	0	0	0
33 Moran, Joe	36.00	0-0	1	0	0	0/0	0	1.0	2	4	4	0	1	0	0	1	.400	0	2	0	0	0
Totals	8.41	10-14	24	24	0	1/1	6	207.2	254	217	194	139	234	42	7	36	.297	36	56	2	8	10
Opponents	6.58	14-10	24	24	0	2/2	6	209.1	254	175	153	120	204	53	5	28	.299	11	21	3	9	7

PB - Team (4), Ellis 4, Opp (5). Pickoffs - Team (1), Stahl 1, Opp (3). SBA/ATT - Ellis (17-17), Serruto (4-7), Brehmer (4-5), Sharp (3-4), Perkins (4-4), Tucker (3-4), Hayden (2-2), Holderfield (2-2), Kraft (2-2), Bothwell (0-1), Stahl (1-1).



Team Game-by-Game (Hitting)

Date	Opponent	ab	r	h	rbi	2b	3b	hr	tb	bb	ibb	sb	cs	hbp	sac	sf	gdp	k	po	a	e	lob	avg
Feb 18	at Clemson	29	0	3	0	0	0	0	3	3	0	0	0	1	0	0	0	12	24	7	2	6	.103
Feb 19	at Clemson	34	4	7	4	2	0	2	15	4	0	2	0	1	0	0	0	10	24	6	1	8	.159
Feb 20	at Clemson	40	4	9	4	2	0	1	14	9	0	1	0	1	0	0	0	9	29	9	0	16	.184
Feb 25	vs Arkansas	32	2	6	1	1	1	0	9	3	0	2	0	0	1	0	2	16	27	10	1	7	.185
Feb 26	vs Louisiana-Lafayette	38	12	9	12	4	0	2	19	7	0	2	0	1	0	1	0	12	27	12	2	8	.197
Feb 27	vs Stanford	25	0	5	0	1	0	0	6	2	0	0	0	1	0	0	1	9	18	5	2	7	.197
Mar 01	MIAMI (OHIO)	34	15	13	15	0	2	4	29	10	0	1	1	0	0	0	1	6	27	7	1	5	.224
Mar 04	at Missouri State	35	7	8	5	1	0	2	15	4	0	1	0	1	1	0	1	8	24	6	1	7	.225
Mar 05	at Missouri State	43	12	16	12	4	0	2	26	4	0	2	1	1	0	1	0	10	27	9	1	10	.245
Mar 06	at Missouri State	37	10	12	7	1	1	1	18	4	0	1	0	1	0	0	2	7	27	5	0	5	.254
Mar 08	CINCINNATI	30	7	5	6	0	0	2	11	9	0	4	0	1	0	0	0	6	27	5	0	9	.247
Mar 09	PURDUE FORT WAYNE	35	12	14	9	2	0	3	25	6	0	2	1	2	1	0	1	4	27	8	0	8	.260
Mar 11	at Troy	29	1	5	1	0	0	0	5	6	0	1	2	0	0	0	1	15	24	8	1	7	.254
Mar 13	at Troy	32	4	6	3	2	0	0	8	1	0	1	0	1	0	0	1	7	24	8	1	3	.249
Mar 13	at Troy	35	4	9	4	1	0	1	13	3	0	0	0	2	0	0	0	8	24	2	0	9	.250
Mar 15	KENTUCKY	46	20	23	19	9	0	6	50	8	1	0	0	2	0	0	1	8	27	5	0	12	.271
Mar 17	XAVIER	34	7	5	6	0	0	1	8	8	0	4	0	1	0	0	0	8	27	8	2	9	.264
Mar 19	XAVIER	38	10	9	9	1	1	1	15	5	0	0	0	1	0	0	0	11	27	6	0	7	.262
Mar 20	XAVIER	32	13	13	11	1	0	3	23	8	0	4	0	2	0	2	4	2	27	11	0	7	.269
Mar 20	XAVIER	37	7	9	7	2	0	1	14	4	0	0	0	0	0	0	1	6	27	9	2	7	.268
Mar 25	EVANSVILLE	40	14	16	12	2	1	2	26	6	1	1	0	0	1	0	1	9	27	7	2	6	.275
Mar 27	EVANSVILLE	32	6	8	5	2	0	1	13	3	0	1	0	0	1	0	0	8	27	7	1	6	.274
Mar 27	EVANSVILLE	28	6	8	5	1	1	0	11	5	0	1	1	1	0	0	2	10	27	6	1	4	.274
*Apr 01	NORTHWESTERN	33	5	8	4	2	0	0	10	7	1	0	0	1	0	0	0	13	27	8	1	12	.273
*Apr 02	NORTHWESTERN	32	6	8	6	3	0	0	11	4	0	0	1	1	1	0	1	7	27	6	0	5	.272
*Apr 03	NORTHWESTERN	35	6	9	6	1	0	2	16	8	0	1	0	1	0	0	0	4	27	8	0	11	.272
Apr 05	at Evansville	35	4	10	4	1	0	1	14	5	0	0	0	1	0	0	0	7	24	5	2	10	.272
*Apr 09	at Purdue	28	0	3	0	0	0	0	3	3	0	1	0	0	0	0	1	13	24	12	2	4	.267
*Apr 10	at Purdue	32	10	10	9	0	0	2	16	9	0	3	1	3	0	1	3	5	27	8	1	8	.269
*Apr 10	at Purdue	49	15	22	15	1	1	4	37	2	0	3	0	0	0	0	0	7	24	10	1	9	.277
Apr 12	at Indiana State	30	6	4	6	1	0	2	11	5	0	1	1	1	0	0	0	12	27	8	0	3	.273
*Apr 15	at Rutgers	31	3	8	2	2	0	0	10	5	1	1	0	0	0	1	1	7	24	6	1	7	.273
*Apr 16	at Rutgers	31	2	6	2	1	0	0	7	6	0	2	0	1	0	1	1	9	24	8	0	10	.271
*Apr 17	at Rutgers	38	9	11	8	3	0	1	17	6	0	2	0	0	0	1	0	8	26	8	1	9	.271
Apr 19	at Miami (Ohio)	35	7	10	7	1	0	0	11	5	0	0	0	1	0	1	0	9	24	5	0	8	.272
Apr 20	at Cincinnati	35	11	9	10	2	0	3	20	9	0	2	0	2	1	0	2	6	27	13	0	9	.271
*Apr 22	NEBRASKA	33	8	12	8	3	1	1	20	1	0	1	0	2	1	1	1	6	27	5	1	6	.274
*Apr 23	NEBRASKA	37	8	13	7	1	1	1	19	3	0	1	0	0	0	0	1	5	27	6	0	8	.276
*Apr 24	NEBRASKA	37	7	10	7	4	1	0	16	5	0	1	0	2	0	0	0	12	27	9	0	10	.276
Apr 26	vs Butler	33	9	12	8	1	1	1	18	3	0	3	0	1	0	2	0	10	27	6	0	6	.278
Apr 27	at Illinois State	33	3	7	2	1	0	0	8	4	0	2	0	0	0	0	0	11	27	9	1	7	.276
*Apr 29	ILLINOIS	34	7	14	7	3	0	0	17	3	1	1	1	0	1	1	1	8	27	9	2	7	.279
*Apr 30	ILLINOIS	39	10	12	9	2	0	2	20	9	0	0	0	2	0	0	1	7	27	13	3	13	.280
*May 01	ILLINOIS	34	11	11	11	2	0	3	22	2	0	0	1	2	0	0	0	12	27	10	1	3	.281
*May 06	at Michigan	35	4	8	4	3	0	3	20	4	0	1	1	1	0	0	0	13	24	7	1	9	.280
*May 07	at Michigan	42	9	16	8	5	0	0	21	3	0	1	0	1	0	0	2	8	27	7	2	10	.283
*May 08	at Michigan	38	10	9	8	3	0	2	18	4	0	0	0	3	0	1	0	5	27	10	1	9	.282
May 10	at Louisville	34	2	7	2	0	0	0	7	3	0	0	0	0	0	0	2	8	24	7	2	8	.280
*May 13	MINNESOTA	33	8	10	8	2	0	0	12	8	0	0	0	0	0	0	0	8	27	8	1	9	.280
*May 15	MINNESOTA	31	12	11	9	4	1	1	20	6	0	0	1	1	1	2	0	7	27	11	2	5	.282
*May 15	MINNESOTA	39	8	13	7	2	0	1	18	6	0	2	0	0	1	0	1	14	27	10	2	11	.283
May 17	ILLINOIS STATE	32	12	9	12	2	0	1	14	8	0	2	0	2	0	1	2	5	27	9	1	7	.283
*May 19	at Iowa	45	16	19	15	5	0	4	36	6	0	0	0	0	1	0	0	5	24	0	4	9	.286
*May 20	at Iowa	30	0	3	0	1	0	0	4	5	0	0	0	0	0	0	0	10	24	5	3	8	.283
*May 21	at Iowa	34	1	8	1	0	0	1	11	5	0	0	0	0	1	0	0	11	24	7	2	12	.282
May 26	vs Maryland	39	5	9	4	0	0	1	12	4	0	1	0	0	1	1	2	10	31	3	1	7	.281
May 27	vs Illinois	32	8	8	7	1	0	0	9	4	0	0	0	1	1	1	1	8	27	12	1	7	.281
May 28	vs Maryland	43	6	10	4	3	0	0	13	4	1	1	0	2	0	1	1	12	33	14	1	11	.280
May 28	vs Rutgers	22	2	2	2	0	0	1	5	5	0	1	0	0	0	0	1	10	21	8	2	4	.278
Totals		2048	427	569	386	105	13	73	919	301	6	65	13	53	15	20	44	513	1538	456	64	464	.278

Team Game-by-Game (Pitching)

Date	Opponent	ip	h	r	er	bb	so	2b	3b	hr	wp	bk	hbp	dp	ibb	score	w-l	sv	era
Feb 18	at Clemson	8.0	9	9	7	8	17	0	0	1	4	0	1	1	0	0-9	0-1	0	7.88
Feb 19	at Clemson	8.0	13	19	17	16	16	2	0	1	4	1	6	0	0	4-19	0-2	0	13.50
Feb 20	at Clemson	9.2	7	5	5	12	8	1	0	1	1	0	1	0	0	4-5	0-3	0	10.17
Feb 25	vs Arkansas	9.0	9	5	3	4	6	3	1	0	0	0	1	0	0	2-5	0-4	0	8.31
Feb 26	vs Louisiana-Lafayette	9.0	6	4	4	5	10	1	1	0	0	1	1	1	0	12-4	1-4	0	7.42
Feb 27	vs Stanford	6.0	14	13	13	5	5	5	0	0	2	0	0	0	0	0-13	1-5	0	8.88
Mar 01	MIAMI (OHIO)	9.0	4	2	2	8	16	2	0	0	1	0	1	2	0	15-2	2-5	0	7.82
Mar 04	at Missouri State	8.0	9	9	9	4	7	1	0	2	0	0	2	1	0	7-9	2-6	0	8.10
Mar 05	at Missouri State	9.0	4	3	3	8	13	1	0	0	0	0	2	2	0	12-3	3-6	0	7.49
Mar 06	at Missouri State	9.0	6	4	4	5	5	1	0	1	0	0	2	0	0	10-4	4-6	0	7.12
Mar 08	CINCINNATI	9.0	2	0	0	0	14	0	0	0	1	0	0	0	0	7-0	5-6	0	6.44
Mar 09	PURDUE FORT WAYNE	9.0	5	2	2	7	10	2	0	0	0	0	2	0	0	12-2	6-6	0	6.05
Mar 11	at Troy	8.0	5	2	2	3	7	2	0	0	1	0	1	0	0	1-2	6-7	0	5.77
Mar 13	at Troy	8.0	6	6	6	4	1	2	0	0	3	0	3	0	0	4-6	6-8	0	5.84
Mar 13	at Troy	8.0	5	7	7	6	11	3	0	0	1	0	2	0	0	4-7	6-9	0	5.97
Mar 15	KENTUCKY	9.0	10	7	7	5	15	1	1	1	0	0	2	0	0	20-7	7-9	1	6.04
Mar 17	XAVIER	9.0	9	9	8	4	10	2	0	2	4	0	0	0	0	7-9	7-10	1	6.16
Mar 19	XAVIER	9.0	17	12	12	4	13	5	0	2	1	0	0	0	0	10-12	7-11	1	6.50
Mar 20	XAVIER	9.0	11	3	3	2	8	2	0	1	0	0	2	3	0	13-3	8-11	1	6.31
Mar 20	XAVIER	9.0	11	13	12	8	10	1	0	2	2	0	1	0	0	7-13	8-12	1	6.61
Mar 25	EVANSVILLE	9.0	13	17	12	9	13	3	0	4	0	1	1	0	0	14-17	8-13	1	6.87
Mar 27	EVANSVILLE	9.0	6	5	5	4	9	2	0	2	0	0	5	0	0	6-5	9-13	2	6.79
Mar 27	EVANSVILLE	9.0	11	5	5	7	11	2	0	1	1	0	2	0	0	6-5	10-13	2	6.70
*Apr 01	NORTHWESTERN	9.0	7	4	4	4	5	1	0	0	0	0	2	0	0	5-4	11-13	3	6.59
*Apr 02	NORTHWESTERN	9.0	13	7	7	1	9	4	1	0	3	0	5	0	0	6-7	11-14	3	6.60
*Apr 03	NORTHWESTERN	9.0	10	13	13	8	15	3	0	2	0	0	4	0	0	6-13	11-15	3	6.86
Apr 05	at Evansville	8.0	6	8	5	9	14	0	0	2	4	0	4	1	0	4-8	11-16	3	6.82
*Apr 09	at Purdue	8.0	11	17	17	9	5	2	0	1	6	0	7	0	0	0-17	11-17	3	7.22
*Apr 10	at Purdue	9.0	11	3	1	3	10	0	0	0	1	0	1	3	0	10-3	12-17	4	7.00
*Apr 10	at Purdue	8.0	15	16	16	8	7	2	1	2	3	0	1	1	0	15-16	12-18	4	7.34
Apr 12	at Indiana State	9.0	10	5	5	4	11	4	1	2	1	0	0	0	0	6-5	13-18	5	7.26
*Apr 15	at Rutgers	8.0	7	5	2	5	6	0	0	2	0	0	3	1	0	3-5	13-19	5	7.12
*Apr 16	at Rutgers	8.0	5	4	4	5	10	0	1	0	1	0	2	0	0	2-4	13-20	5	7.04
*Apr 17	at Rutgers	8.2	14	10	10	3	8	3	0	3	0	0	0	0	0	9-10	13-21	5	7.14
Apr 19	at Miami (Ohio)	8.0	9	9	9	4	11	3	1	0	2	0	2	0	0	7-9	13-22	5	7.22
Apr 20	at Cincinnati	9.0	8	4	4	7	7	1	1	2	1	0	1	0	0	11-4	14-22	5	7.13
*Apr 22	NEBRASKA	9.0	9	7	7	5	13	0	0	2	0	0	2	0	0	8-7	15-22	6	7.12
*Apr 23	NEBRASKA	9.0	5	1	1	5	16	3	0	0	0	0	1	0	0	8-1	16-22	7	6.96
*Apr 24	NEBRASKA	9.0	20	19	19	12	9	2	1	4	4	0	6	2	0	7-19	16-23	7	7.28
Apr 26	vs Butler	9.0	5	1	1	6	15	1	0	1	2	0	0	1	0	9-1	17-23	7	7.11
Apr 27	at Illinois State	9.0	7	1	0	1	13	0	1	0	0	0	1	0	0	3-1	18-23	8	6.93
*Apr 29	ILLINOIS	9.0	13	6	3	4	7	2	0	1	1	0	2	0	0	7-6	19-23	8	6.84
*Apr 30	ILLINOIS	9.0	16	18	16	12	8	2	0	3	1	0	1	3	0	10-18	19-24	8	7.06
*May 01	ILLINOIS	9.0	12	7	6	3	11	4	1	1	0	1	2	0	0	11-7	20-24	8	7.03
*May 06	at Michigan	8.0	9	8	8	4	10	2	0	3	0	0	1	0	0	4-8	20-25	8	7.07
*May 07	at Michigan	9.0	11	5	5	2	15	3	0	0	2	0	2	0	1	9-5	21-25	9	7.03
*May 08	at Michigan	9.0	9	8	8	5	9	2	1	1	1	0	2	0	0	10-8	22-25	9	7.05
May 10	at Louisville	8.0	8	7	5	6	12	1	0	2	1	0	3	0	0	2-7	22-26	9	7.02
*May 13	MINNESOTA	9.0	7	6	6	8	6	1	0	1	3	0	4	3	1	8-6	23-26	10	7.00
*May 15	MINNESOTA	9.0	1	0	0	4	10	0	0	0	0	0	0	1	0	12-0	24-26	10	6.85
*May 15	MINNESOTA	9.0	9	9	8	7	7	0	1	2	1	0	1	0	0	8-9	24-27	10	6.88
May 17	ILLINOIS STATE	9.0	15	7	7	2	9	3	0	0	3	0	0	1	0	12-7	25-27	10	6.88
*May 19	at Iowa	8.0	23	30	22	12	12	3	0	5	5	1	5	0	0	16-30	25-28	10	7.19
*May 20	at Iowa	8.0	14	12	9	5	13	3	0	2	2	0	2	1	0	0-12	25-29	10	7.24
*May 21	at Iowa	8.0	3	2	2	5	13	0	0	1	2	0	0	1	0	1-2	25-30	10	7.16
May 26	vs Maryland	10.1	15	6	6	3	18	9	0	0	1	0	4	0	1	5-6	25-31	10	7.12
May 27	vs Illinois	9.0	4	1	1	2	6	0	0	0	0	0	1	2	0	8-1	26-31	10	7.00
May 28	vs Maryland	11.0	11	4	3	4	10	2	0	0	0	0	0	1	0	6-4	27-31	10	6.91
May 28	vs Rutgers	7.0	15	14	13	7	5	2	1	0	3	0	1	1	0	2-14	27-32	10	7.04
Totals		512.2	559	445	401	332	600	112	15	66	80	5	111	33	3	427-445	27-32	10	7.04



Non-Starter Statistics


Player	avg	gp-gs	ab	r	h	2b	3b	hr	rbi	tb	slg%	bb	hp	so	gdp	ob%	sf	sh	sb-att	po	a	e	fld%
6 Serruto, Peter	.750	11-0	4	3	3	0	0	1	2	6	1.500	0	0	0	0	.750	0	0	0-0	23	1	0	1.000
19 Goforth, Evan	.538	16-0	13	2	7	3	0	0	6	10	.769	2	1	3	1	.625	0	0	0-0	0	3	1	.750
9 Tibbitts, Brock	.500	2-0	4	0	2	0	0	0	1	2	.500	0	0	0	0	.500	0	0	0-0	8	0	0	1.000
3 Mathison, Carter	.333	2-0	3	1	1	0	0	1	3	4	1.333	0	0	1	0	.333	0	0	0-0	3	0	0	1.000
28 Murrison, Samuel	.286	17-0	7	5	2	0	0	0	0	2	.286	2	0	3	0	.444	0	0	0-0	8	0	0	1.000
26 Schank, Tucker	.250	9-0	8	1	2	0	0	0	2	2	.250	2	0	3	1	.400	0	0	0-0	0	0	0	.000
4 Jessee, Hunter	.154	9-0	13	2	2	0	1	0	2	4	.308	1	0	1	0	.214	0	0	1-1	1	0	0	1.000
30 Fougrousse, Kip	.125	5-0	8	2	1	0	0	0	1	1	.125	1	1	4	0	.300	0	0	0-0	6	0	1	.857
38 Skrine, Jake	.000	2-0	2	0	0	0	0	0	0	0	.000	0	0	1	0	.000	0	0	0-0	0	0	0	.000
23 Perkins, Jack	.000	1-0	1	0	0	0	0	0	0	0	.000	0	0	0	0	.000	0	0	0-0	0	0	0	.000
7 Vecrumba, Ethan	.000	15-0	1	7	0	0	0	0	1	0	.000	3	1	1	0	.800	0	0	0-0	0	0	0	.000
11 Johnson, Max	.000	1-0	0	0	0	0	0	0	1	0	.000	0	0	0	0	.000	1	0	0-0	0	1	0	1.000
32 Pyne, Josh	.000	1-0	0	0	0	0	0	0	0	0	.000	1	0	0	0	1.000	0	0	0-0	0	0	0	.000

51 Bolanowski, Alec	.000	1-0	0	0	0	0	0	0	0	0	.000	0	0	0	0	.000	0	0	0-0	2	0	0	1.000
10 Colopy, Morgan	.000	3-0	0	0	0	0	0	0	0	0	.000	0	0	0	0	.000	0	0	0-0	0	0	0	.000
Totals	.313	59	64	23	20	3	1	2	19	31	.484	12	3	17	2	.438	1	0	1-1	65	31	12	.889
Opponents	.202	59	104	33	21	3	1	3	23	35	.337	22	6	44	1	.368	1	2	1-1	79	49	7	.948

(All games Sorted by Earned run avg)

Player	era	w-l	app	gs	cg	sho	sv	ip	h	r	er	bb	so	2b	3b	hr	b/avg	wp	hp	bks	sfa	sha
41 Bothwell, Ty	3.83	3-1	17	0	0	0/1	0	42.1	28	21	18	29	57	7	1	5	.187	5	6	1	0	2
34 Tucker, Braydon	4.46	2-2	16	0	0	0/0	4	36.1	35	18	18	22	35	7	1	2	.250	1	4	0	1	0
27 Sharp, Reese	5.96	3-5	22	0	0	0/1	4	51.1	43	34	34	26	73	14	2	8	.222	8	8	0	2	2
2 Hayden, Luke	6.00	1-1	14	0	0	0/0	0	15.0	15	16	10	21	10	4	0	1	.268	11	4	0	1	2
23 Perkins, Jack	6.75	0-1	1	0	0	0/0	0	1.1	3	1	1	1	3	1	0	0	.429	0	2	0	0	0
18 Holderfield, Grant	7.47	2-3	23	0	0	0/1	2	37.1	43	41	31	22	48	4	1	8	.281	0	6	0	2	3
31 Walker, Jack	7.88	0-0	8	0	0	0/0	0	16.0	17	14	14	16	19	1	1	2	.279	3	6	0	0	1
45 Modugno, John-Biagio	8.31	0-0	9	0	0	0/1	0	13.0	21	18	12	5	19	2	0	6	.362	2	2	0	1	1
29 Kraft, Ryan	9.07	2-0	24	0	0	0/0	0	41.2	58	45	42	26	58	8	3	10	.322	7	12	0	1	3
14 Stahl, Nathan	10.59	1-1	13	0	0	0/1	0	17.0	27	20	20	7	21	8	0	2	.351	2	6	1	1	0
15 Platt, David	12.79	1-0	7	0	0	0/0	0	6.1	5	9	9	12	6	1	0	0	.208	5	4	1	0	0
44 Brehmer, Bradley	13.50	0-0	3	0	0	0/0	0	4.0	3	6	6	3	7	0	0	0	.188	0	3	0	0	0
17 Gaffney, Brian	13.50	0-0	2	0	0	0/0	0	0.2	0	1	1	1	0	0	0	0	.000	3	1	0	0	0
33 Moran, Joe	33.23	0-0	5	0	0	0/0	0	4.1	15	16	16	7	5	4	0	3	.536	2	2	0	0	0
Totals	7.28	15-14	59	0	0	2/2	10	286.2	313	260	232	198	361	61	9	47	.273	49	66	3	9	14
Opponents	6.38	16-11	59	0	0	4/4	14	272.1	309	233	193	175	271	49	9	35	.284	36	33	3	11	9



1 | IF 

PHILLIP GLASSER
6-0 | 195 | L/R | Sr. +
Tallmadge, Ohio
Tallmadge (Youngstown State)
Cybersecurity Managment (master's)

Career Notes & Records

Appeared in 165 career games with 162 starts in his collegiate career ... Earned his bachelor's degree in liberal studies ... Pursuing a master's in cybersecurity management.

2022 Season

Season: Started 47 games ... Started 45 games at shortstop and two games at designated hitter ... Missed 12 of 13 games from March 20-May 12 due to injury (finger) ... Reached base in 43 of 47 games on the season ... Owned a hit in 34 of 47 games ... Drew a walk in 23 games ... Made Indiana debut in a season-opening start at shortstop ... First IU home run came in series finale at Clemson (2/20) ... Season long hitting streak of six games ran from Feb. 19-March 1 ... Carried two 20-game reached base streak on the season from Feb. 19-March 25 and March 27-May 20 ... Posted 21 multi-hit games, nine multi-RBI games and 11 multi-run scored games ... Homered at Clemson (2/20), in the second game of a doubleheader at Purdue (4/10) and at Iowa (5/19) ... Hit .300 or better in eight of 11 regular season weekend series played, including four of five Big Ten series played ... Ranked second on the team in batting average (.346), on-base percentage (.442) and triples (2) ... Finished third on the squad in hits (65).

Career Highs

* - at Youngstown State (2019-21)


At-Bats	7	Kentucky, 3/15/22
Runs	3	Nine Times; Last at Iowa, 5/19/22
Hits	4	Four Times; Last at Iowa, 5/19/22
RBI's	3	Six Times; Last Evansville-2, 3/27/22
Doubles	3	Kentucky, 3/15/22
Triples	1	Seven Times; Last at Purdue-2, 4/10/22
Home Runs	1	Nine Times; Last at Iowa, 5/19/22
Total Bases	9	at Purdue-2, 4/10/22
Walks	3	Twice; Last Evansville, 3/25/22
Hit-by-Pitch	1	17 Times; Last vs. Maryland, 5/28/22
Strikeouts	3*	Seven Times; Last at Bellarmine, 5/16/21
Stolen Bases	3*	UIC, 4/3/21

Career Statistics

* - at Youngstown State (2019-21)

	Avg	GP- GS	AB	R	H	2B	3B	HR	RBI	TB	SLG%	BB	HBP	SO	GDP	OB%	SF	SH	SB-ATT	PO	A	E	FLD%
2019*	.266	49-48	184	30	49	8	2	0	20	61	.332	27	3	49	1	.366	2	7	9-13	65	126	15	.927
2020*	.291	14-14	55	7	16	0	0	1	4	19	.345	6	1	19	0	.371	0	2	3-4	19	29	3	.941
2021*	.321	55-53	187	51	60	12	3	5	28	93	.497	33	6	42	0	.423	8	6	23-26	83	120	4	.981
2022	.346	47-47	188	43	65	12	2	3	25	90	.479	27	7	30	2	.442	2	0	6-7	53	81	4	.971
IU	.346	47-47	188	43	65	12	2	3	25	90	.479	27	7	30	2	.442	2	0	6-7	53	81	4	.971
CAREER	.309	165-162	614	131	190	32	7	9	77	263	.428	93	17	140	3	.408	12	15	41-50	220	356	26	.957



2 | RHP 

LUKE HAYDEN
R/R | 6-1 | 200 | So.
Bloomington, Ind.
Edgewood
Sport Marketing & Management

2022 Season

Season: Made 20 appearances with six starts on the mound ... Collected four wins ... Made collegiate debut in the series finale at Clemson (2/20) ... First collegiate start came against Miami (Ohio) (3/1) in the 2022 home opener ... Owned wins against Miami (Ohio) (3/1), Cincinnati (3/8), at Cincinnati (4/20) and at Illinois State (4/27) ... Did not allow a run of his own in 12 of 20 appearances ... Stranded three of eight inherited runners ... Held opponents to three-or-fewer earned runs in five of six starts ... Issued two-or-fewer walks in 15 appearances, including four starts ... Ranks No. 2 on the team in victories (4) ... One of five pitchers to log 20-plus appearances on the season (20).


Career Highs

Innings Pitched	4.0	Twice; Last at Illinois State, 4/27/22
Most Hits	5	Nebraska, 4/24/22
Fewest Hits	0	Eight Times; Last vs. Rutgers, 5/28/22
Most Runs	7	at Iowa, 5/19/22
Fewest Runs	0	12 Times; Last vs. Rutgers, 5/28/22
Most Earned Runs	4	Two Times; Last Nebraska, 4/24/22
Fewest Earned Runs	0	13 Times; Last vs. Rutgers, 5/28/22
Walks	4	Nebraska, 4/24/22
Strikeouts	5	Two Times; Last at Illinois State, 4/27/22
Wild Pitches	3	Two Times; Last Nebraska, 4/24/22
Hit-by-Pitch	2	at Iowa, 5/19/22
Total Pitches	62	at Iowa, 5/19/22

Career Statistics

	ERA	W-L	App	GS	CG	SHO/CBO	SV	IP	H	R	ER	BB	SO	2B	3B	HR	BF	BAA	WP	HBP	BK	SFA	SHA
2022	5.27	4-1	20	6	0	0/1	0	27.1	23	23	16	28	25	4	1	2	136	.230	13	5	0	1	2
CAREER	5.27	4-1	20	6	0	0/1	0	27.1	23	23	16	28	25	4	1	2	136	.230	13	5	0	1	2



3 | OF 

CARTER MATHISON
L/L | 6-7 | 210 | So.
Fort Wayne, Ind.
Homestead
Management

Career Notes & Records

Set Indiana freshman single-season home run record (19), which tied for No. 5 on the single-season charts ... First freshman to lead the team in home runs since **Sam Travis** (9; 2012) ... **Eclipsed Alex Dickerson's** freshman mark of 14 home runs in 2009 with a home run at Michigan (5/8) ... Home run total ranks No. 2 all-time for a freshman in Big Ten history, just behind **Brad Carlson** of Iowa (21; 1999) ... Hit 10 home runs in Big Ten play to become the fourth IU hitter to reach double figures in conference-only games ... Tied 34 year-old freshman RBI record at IU (58) which equaled the mark of **Phil Dauphin** (1988) ... Joined **Josh Pyne** (57) and **Brock Tibbitts** (43) as the first IU freshman trio to drive in 40 RBIs in the same season in program history ... Finished tied for No. 10 with 28 RBIs in Big Ten play, tied with teammate **Josh Pyne**.

2022 Season

Awards: Earned Freshman All-America honors from Collegiate Baseball Newspaper and Collegiate Baseball Newspaper and National Collegiate Baseball Writers Association (second team) ... Named to the All-Big Ten Freshman Team ... Tabbed Big Ten Freshman of the Week (5/9) after breaking the Indiana freshman home run record and helping IU to a series win at Michigan (5/6-8).

Season: Appeared in all 59 games with 57 starts ... Started games 49 games in left field and eight at designated hitter ... Reached base safely in 54 of 59 games played ... Collected a hit in 39 games ... Walked in 25 games with nine multi-walk efforts ... Scored a run or drove in an RBI in 42 games ... Made collegiate debut in a start at Clemson (2/18) on Opening Day ... First career hit was a double in the first at-bat in the middle game of the series at Clemson (2/19) ... Hit first collegiate home run in the series opener at Missouri State (3/4) ... Owned a season-best 11-game hitting streak from April 26-May 15 ... Ended the season on a season-best 26-game reached base streak, which started on April 17 ... Posted 15 multi-hit games, 17 multi-RBI games and 15 multi-run games ... Homered at Missouri State (3/4 & 6) twice, versus Kentucky (3/15), against Xavier (3/20) in both games of the doubleheader, against Northwestern (4/3), at Indiana State (4/12), at Rutgers (4/17), at Cincinnati (4/20), versus Nebraska (4/24), three times in the series with Illinois (4/30 & 5/1), in the series opener and series finale at Michigan (5/6 & 5/8), against Minnesota (5/15), at Iowa (5/19) and twice at the Big Ten Tournament (vs. Maryland, 5/26; vs. Rutgers, 5/28) ... Homered in seven of eight Big Ten series ... One of four position players to appear in all 59 games ... Led the team in home runs (19), total bases (127), runs scored (54), slugging percentage (.608) and tied in hit-by-pitch (8) ... Finished No. 2 on the team in RBIs (58) and sacrifice flies (4) ... Tied for No. 3 on the team in stolen bases (8) ... Hit .300 or better in six of 14 regular season series, including four in Big Ten play.

Career Statistics

	Avg	GP- GS	AB	R	H	2B	3B	HR	RBI	TB	SLG%	BB	HBP	SO	GDP	OB%	SF	SH	SB-ATT	PO	A	E	FLD%
2022	.273	59-57	209	55	57	11	1	19	58	127	.608	36	8	59	3	.393	4	0	8-10	83	3	5	.945
CAREER	.273	59-57	209	55	57	11	1	19	58	127	.608	36	8	59	3	.393	4	0	8-10	83	3	5	.945

Career Highs

At-Bats	6	Three Times; Last vs. Maryland, 5/28/22
Runs	3	Four Times; Last at Iowa, 5/19/22
Hits	3	Four Times; Last at Iowa, 5/19/22
RBI's	5	Illinois, 5/1/22
Doubles	1	11 Times; Last vs. Illinois, 5/27/22
Triples	1	at Missouri State, 3/6/22
Home Runs	2	Illinois, 5/1/22
Total Bases	8	Illinois, 5/1/22
Walks	3	Miami (Ohio), 3/1/22
Hit-by-Pitch	1	Eight Times; Last Illinois State, 5/17/22
Strikeouts	3	Three Times; Last Illinois, 4/30/22
Stolen Bases	1	Eight Times; Last Illinois, 4/29/22



4 | OF

HUNTER JESSEE

L/L | 6-0 | 195 | Sr.
South Lebanon, Ohio
Kings

Finance



Career Notes & Records

First Indiana hitter to hit .400 in conference play since **Dustin DeMuth** (.448) in 2014 with a .402 batting average in conference play ... Posted highest single-season on-base percentage since **Alex Dickerson** (.472) in 2010 ... Drew 31 walks in Big Ten play to rank No. 8 on Indiana's Big Ten only list.

2022 Season

Season: Appeared in 52 games with 43 starts ... Started games in left field (9), right field (19) and at designated hitter (15) ... Reached base safely in 42 of 52 games played ... Collected a walk in 24 games with seven multi-walk games ... Owned a season-best seven-game hitting streak from April 26-May 6 ... Finished the season on a season-best 19 game reached base streak ... Posted 16 multi-hit games and seven multi-RBI games ... Homered against Kentucky (3/15) twice, in the second game of a doubleheader at Purdue (4/10), at Michigan (5/6) and at Iowa (5/19) ... Led the team in batting average (.353) and on-base percentage (.467) ... Tied for No. 3 on the squad in stolen bases (8) ... Hit .300 or better in seven of 12 weekend series played, including six of eight Big Ten series.

Career Highs

At-Bats	6	Twice; Last at Iowa, 5/19/22
Runs	3	Four Times; Last at Iowa, 5/19/22
Hits	4	Twice; Last at Iowa, 5/19/22
RBI	3	Twice; Last Minnesota-2, 5/15/22
Doubles	1	Nine Times; Last at Iowa, 5/19/22
Triples	1	Twice; Last Miami (Ohio), 3/1/22
Home Runs	2	Kentucky, 3/15/22
Total Bases	9	Kentucky, 3/15/22
Walks	3	Twice; Last at Rutgers, 4/17/22
Hit-by-Pitch	1	Six Times; Last at Michigan, 5/8/22
Strikeouts	3	Nebraska, 4/24/22
Stolen Bases	1	10 Times; Last Illinois State, 5/17/22

Career Statistics

	Avg	GP- GS	AB	R	H	2B	3B	HR	RBI	TB	SLG%	BB	HBP	SO	GDP	OB%	SF	SH	SB-ATT	PO	A	E	FLD%
2020	.256	14-12	43	7	11	2	1	0	5	15	.349	8	1	7	0	.385	0	0	2-2	22	1	0	1.000
2021	.225	21-11	40	5	9	0	0	1	4	12	.300	5	1	11	0	.326	0	0	0-0	13	0	0	1.000
2022	.353	52-43	173	40	61	7	1	5	28	85	.491	33	4	33	2	.467	0	0	8-11	36	2	3	.927
CAREER	.316	87-66	256	52	81	9	2	6	37	112	.438	46	6	51	2	.432	0	0	10-13	71	3	3	.961



5 | OF

DEVIN TAYLOR

L/R | 6-1 | 201 | Fr.
Cincinnati, Ohio
LaSalle

Sport Marketing & Management



Prep/Personal

Played for head coach Roosevelt Barnes at LaSalle High School, where he was a four-year letterwinner ... Tabbed as the No. 78 overall prospect and No. 19 outfielder nationally by Perfect Game ... Touted as the No. 2 prospect and No. 1 outfielder in Ohio by Perfect Game ... Participated in the 2020 Perfect Game Underclass All-American Game ... Tabbed second-team All-America by Perfect Game as a senior ... Selected first-team Underclass All-America by Perfect Game as a junior and high honorable mention as a sophomore and freshman ... Named Greater Catholic League South Division Player of the Year as a freshman ... Three-time All-GCL South selection ... Hit .317 with 17 runs scored, 20 RBIs and five home runs as a senior in 24 games ... Posted a .443 average with three home runs and 30 RBIs as a freshman ... Also lettered once in basketball ... Son of Michelle and Carey Taylor ... Born on January 6, 2004 ... Has one younger brother, Chandler.

Career Statistics



6 | C

PETER SERRUTO

R/R | 6-1 | 205 | Sr.+
Short Hills, N.J.
Millburn (Rutgers)

*Learning Sciences, Media, and Technology
(master's)*



Career Notes & Records

Appeared in 118 career games with 91 starts over four collegiate seasons ... Earned a bachelor's degree in liberal studies from Indiana in 2022 ... Pursuing a certificate in learning sciences, media, and technology.

2022 Season

Season: Appeared in 34 games with 23 starts ... All 23 starts came at catcher ... Made Indiana debut in a start at catcher on Opening Day at Clemson (2/18) ... Owned a season-best five-game hitting streak from April 30-May 10, which was also his longest reached base streak of the season ... Owns one multi-hit and one multi-RBI game ... Homered against Illinois (4/30) ... Led the team in sacrifice bunts (5).

Career Highs

* - at Rutgers (2019-21)

At-Bats	6*	Ohio State, 3/30/19
Runs	3*	at North Florida, 2/22/20
Hits	3*	Twice; Last at North Florida, 2/22/20
RBI	2	Seven Times; Last Illinois, 4/30/22
Doubles	1	Nine Times; Last Illinois State, 5/17/21
Triples	-	-
Home Runs	1	Three Times; Last Illinois, 4/30/22
Total Bases	6*	at North Florida, 2/22/20
Walks	2	Twice; Last at Iowa, 5/19/22
Hit-by-Pitch	1	Six Times; Last vs. Maryland, 5/28/22
Strikeouts	3	Four Times; Last Minnesota-2, 5/15/22
Stolen Bases	-	-

Career Statistics

* - at Rutgers (2019-21)

	Avg	GP- GS	AB	R	H	2B	3B	HR	RBI	TB	SLG%	BB	HBP	SO	GDP	OB%	SF	SH	SB-ATT	PO	A	E	FLD%
2019*	.229	37-28	105	4	24	5	0	0	13	29	.276	6	2	25	4	.283	0	1	0-0	124	15	1	.993
2020*	.256	12-11	39	8	10	1	0	2	7	17	.436	3	2	11	3	.341	0	0	0-0	69	9	0	1.000
2021*	.213	35-29	89	10	19	2	0	0	4	21	.236	13	1	19	2	.320	0	3	0-0	219	12	4	.983
2022	.139	34-23	79	7	11	1	0	1	6	15	.190	5	1	24	2	.200	0	5	0-0	246	17	4	.985
IU	.139	34-23	79	7	11	1	0	1	6	15	.190	5	1	24	2	.200	0	5	0-0	246	17	4	.985
CAREER	.205	118-91	312	29	64	9	0	3	30	82	.263	27	6	79	11	.281	0	9	0-0	658	53	9	.988



7 | IF



ETHAN VECRUMBA

L/R | 6-4 | 225 | Sr.

Bloomington, Ind.

Edgewood

Management

2022 Season

Season: Appeared in 16 games with one start ... Started lone game at designated hitter at Rutgers (4/16) ... Entered 10 of 16 games as a pinch runner ... Owned a season-best three-game reached base streak from Feb. 19-April 5 ... Missed 22 games due to injury from Feb. 21-April 1.

Career Highs

At-Bats	4	Five Times; Last at Michigan, 5/14/21
Runs	1	12 Times; Last vs. Maryland, 5/28/22
Hits	1	Eight Times; Last at Michigan, 5/14/21
RBIs	3	Twice; Last Iowa, 5/2/21
Doubles	1	Nebraska, 5/8/21
Triples	1	San Diego, 3/8/20
Home Runs	1	Iowa, 5/2/21
Total Bases	4	Iowa, 5/2/21
Walks	2	at LSU, 2/15/20
Hit-by-Pitch	1	Three Times; Last Illinois, 4/30/22
Strikeouts	2	Three Times; Last at Rutgers, 4/16/22
Stolen Bases	1	at Ohio State, 4/2/21

Career Statistics

	Avg	GP-GS	AB	R	H	2B	3B	HR	RBI	TB	SLG%	BB	HBP	SO	GDP	OB%	SF	SH	SB-ATT	PO	A	E	FLD%
2020	.097	13-10	31	2	3	0	1	0	5	5	.161	5	1	9	1	.237	1	0	0-1	14	0	0	1.000
2021	.238	13-4	21	2	5	1	0	1	5	9	.429	1	1	3	1	.304	0	0	1-2	0	0	0	.000
2022	.000	16-1	3	7	0	0	0	0	1	0	.000	3	1	3	0	.571	0	0	0-0	0	0	0	.000
CAREER	.145	42-15	55	11	8	1	1	1	11	14	.255	9	3	15	2	.294	1	0	1-3	14	0	0	1.000



8 | IF



TYLER CERNY

R/R | 6-2 | 185 | Fr.

Greenwood, Ind.

Center Grove

Sport Marketing and Management

Prep/Personal

Played for head coach Keith Hatfield at Center Grove High School, where he was a four-year letterwinner ... Rated the No. 8 overall prospect and No. 2 shortstop in Indiana by Perfect Game ... Named team captain and team MVP as a senior ... Honored as a Senior All-Star and All-Johnson County as a senior ... Missed most of his junior season due to non-COVID illness ... Helped CGHS to the Johnson County championship as a junior and senior ... Also lettered three years in basketball ... Helped the Trojans to the sectional title as a junior ... Son of Raeanne and Jason Cerny ... Born on July 13, 2003 ... Has one younger sister, Brennah.

Career Highs

Career Statistics



9 | C



BROCK TIBBITTS

R/R | 6-4 | 220 | So.

New Albany, Ohio

New Albany

Sport Marketing & Management

Career Notes & Records

Season: Finished No. 12 on Indiana's freshman RBI charts with 43 in 2022 ... Joined **Carter Mathison** (58) and **Josh Pyne** (57) as the first IU freshman trio to drive in 40 RBIs in the same season in program history ... Nine home runs finished No. 5 on the Indiana freshman charts.

2022 (Freshman Season)

Awards: Earned Freshman All-America honors from Collegiate Baseball Newspaper ... Named to the All-Big Ten Freshman Team.

Season: Appeared in 55 games with 53 starts ... Started games at first base (51) and left field (1) ... Reached base safely in 46 of 55 games played ... Owned a hit in 36 games ... Walked in 27 games with seven multi-walk games ... Made collegiate debut at catcher on Opening Day at Clemson (2/18) ... Earned first collegiate start in the middle game of the series at Clemson (2/19) ... First collegiate hit was an RBI double at Clemson (2/19) ... First collegiate home run came as a part of a two-home run game against Miami (Ohio) (3/1) ... First multi-home run game for an IU freshman since Grant Richardson at Maryland in 2019 ... Owned a season-best eight-game hitting streak from May 7-May 19 ... Season-long 15-game reached base streak spanned from April 24-May 19 ... Posted 13 multi-hit games, 12 multi-RBI games and 12 multi-run scored games ... Homered against Miami (Ohio) (3/1) twice, Cincinnati (3/8), at Troy (3/1) in the second game of a doubleheader, in the first game of a doubleheader versus Xavier (3/20), against Evansville (3/25), at Purdue (3/10) in the first game of a doubleheader, at Cincinnati (4/20) and at Michigan (5/8) ... One of four IU hitters to amass 100 total bases on the season (100) ... One of four position players to appear in all 59 games ... Finished No. 2 on the team in doubles (13) ... Ended the year No. 3 on the team in home runs (9) and walks (38) ... Hit .300 or better in six of 14 weekend series, including three in Big Ten play.

Career Highs

At-Bats	6	Two Times; Last at Iowa, 5/19/22
Runs	3	Two Times; Last at Cincinnati, 4/20/22
Hits	4	Three Times; Last at Michigan, 5/8/22
RBIs	5	Miami (Ohio), 3/1/22
Doubles	1	13 Times; Last at Iowa, 5/19/22
Triples	1	Evansville, 3/25/22
Home Runs	2	Miami (Ohio), 3/1/22
Total Bases	9	Evansville, 3/25/22
Walks	3	Two Times; Last at Illinois State, 4/27/22
Hit-by-Pitch	1	Four Times; Last Illinois, 5/1/22
Strikeouts	3	vs. Arkansas, 2/25/22
Stolen Bases	1	Five Times; Last at Michigan, 5/6/22

Career Statistics

	Avg	GP-GS	AB	R	H	2B	3B	HR	RBI	TB	SLG%	BB	HBP	SO	GDP	OB%	SF	SH	SB-ATT	PO	A	E	FLD%
2022	.266	59-57	218	42	58	13	1	9	43	100	.459	38	4	46	5	.382	2	0	5-5	376	14	6	.985
CAREER	.266	59-57	218	42	58	13	1	9	43	100	.459	38	4	46	5	.382	2	0	5-5	376	14	6	.985



10 | OF



MORGAN COLOPY

R/R | 6-1 | 190 | R-Jr.

Centerville, Ohio

Centerville

Liberal Studies

2022 Season

2022 Season

Season: Appeared in 23 games with 20 starts ... All 20 starts came in right field ... Reached base in 14 of 23 games ... Posted a season-best 10-game reached base streak from Feb. 18-March 6, which included his season-long six game hitting streak from Feb. 25-March 5 ... Owned four multi-hit games and two multi-RBI games ... Homered against Louisiana-Lafayette (2/26), at Missouri State (3/4) and versus Kentucky (3/15) ... Saw limited action from March 20 through the end of the season due to injury (hand).

Career Highs

At-Bats	5	Eight Times; Last Xavier, 3/17/22
Runs	3	Two Times; Last Purdue Fort Wayne, 3/9/22
Hits	3	Five Times; Last Purdue Fort Wayne, 3/9/22
RBI	5	Minnesota, 4/25/21
Doubles	1	11 Times; Last Purdue Fort Wayne, 3/9/22
Triples	1	Two Times; Last vs. Arkansas, 2/25/22
Home Runs	1	Eight Times; Last Kentucky, 3/15/22
Total Bases	8	Illinois, 4/10/21
Walks	2	Two Times; Last Miami (Ohio), 3/1/22
Hit-by-Pitch	1	Three Times; Last at Clemson, 2/19/22
Strikeouts	4	Two Times; Last at Troy, 3/15/22
Stolen Bases	1	Two Times; Last at Missouri State, 3/6/22

Career Statistics

	Avg	GP- GS	AB	R	H	2B	3B	HR	RBI	TB	SLG%	BB	HBP	SO	GDP	OB%	SF	SH	SB-ATT	PO	A	E	FLD%
2021	.274	39-33	135	21	37	8	1	5	21	62	.459	8	1	50	1	.315	2	0	1-1	63	2	1	.985
2022	.236	23-20	72	13	17	3	1	3	7	31	.431	8	2	35	1	.329	0	0	1-1	45	0	1	.978
CAREER	.261	62-53	207	34	54	11	2	8	28	93	.449	16	3	85	2	.320	2	0	2-2	108	2	2	.982



11 | IF



JORGE DE GOTI

R/R | 6-1 | 185 | So.

Miami, Fla.

Belen Jesuit Prep (Florida)

Sport Marketing & Management

Career Notes & Records

Appeared in nine career games in one season at Florida.

2023 Season

Season: Appeared in nine games ... Made collegiate debut against Georgia Southern (2/26) as a pinch hitter ... Collected first collegiate hit against Florida A&M (3/2).

Career Highs

* - at Florida (2022)

At-Bats	2 *	Two Times; Last USF, 5/3/22
Runs	1 *	at North Florida, 3/1/22
Hits	1 *	Two Times; Last USF, 5/3/22
RBI	--	--
Doubles	1 *	Florida A&M, 3/2/22
Triples	--	--
Home Runs	--	--
Total Bases	2 *	Florida A&M, 3/2/22
Walks	--	--
Hit-by-Pitch	1 *	Georgia State, 2/26/22
Strikeouts	--	--
Stolen Bases	--	--

Career Statistics

* - at Florida (2022)

	Avg	GP- GS	AB	R	H	2B	3B	HR	RBI	TB	SLG%	BB	HBP	SO	GDP	OB%	SF	SH	SB-ATT	PO	A	E	FLD%
2022*	.286	9-0	7	1	2	1	0	0	0	3	.429	0	1	0	0	.375	0	0	0-0	1	3	1	.800
CAREER	.286	9-0	7	1	2	1	0	0	0	3	.429	0	1	0	0	.375	0	0	0-0	1	3	1	.800



12 | RHP



CRAIG YOHO

R/R | 6-3 | 225 | R-Sr.

Fishers, Ind.

Fishers (Houston)

Sport Marketing & Management

Career Notes & Records

Spent two seasons at University of Houston (2019-20) before transferring to Indiana ... Received a medical redshirt his initial collegiate season after suffering an injury after the third weekend of the year ... missed the last two seasons with injury (Tommy John & knee) ... Appeared in nine career game - all at Houston - as a position player ... Last collegiate game came on March 6, 2020 at Arizona as a pinch hitter.

Career Highs

Career Statistics



14 | RHP 


CONNOR FOLEY
R/R | 6-5 | 235 | Fr.
Jasper, Ind.
Jasper
Sport Marketing & Management

2022 Season
Season: Played for head coach Terry Gobert at Jasper High School, where he was a three-year letterwinner ... Helped JHS to the Indiana High School Athletic Association Class 4A state championship as a junior ... Selected All-State as a junior and senior ... Earned Courier & Press All-Southwestern Indiana Player of the Year as a senior ... named first-team All- Southern Indiana Athletic Conference as a senior ... Hit .436 with 12 extra base hits and 24 RBIs as a senior ... Posted a 1.55 ERA over 54 innings of work with 86 strikeouts as a senior ... Batted .370 with eight home runs and 37 RBIs as a junior ... Also lettered twice in basketball and twice in football ... named team MPV in basketball as a senior ... named Indiana Football Coaches Association Class 4A Senior All-State at tight end ... Earned all-conference honors in basketball ... Son of Kristie and Mike Foley ... Both parents graduated from Indiana ... Born on July 14, 2003 ... Has one older sister, Madison.

Career Highs

Career Statistics



15 | C 

AUSTIN BODE
L/R | 6-0 | 200 | So.
Columbus, Ind.
Columbus North (Louisville)
Sport Marketing & Management

Career Notes & Records
Appeared in 16 career games with one start in one season at Louisville ... Helped the Cardinals to the ACC Atlantic Division title and an NCAA Super Regional appearance.

2022 Season
Season: Appeared in 16 games with one start ... Lone start came at designated hitter at Boston College (3/27) ... Reached base safely in nine of 16 games played ... Made collegiate debut versus UConn (2/20) ... Owned a season-best two-game hitting streak in March ... Season-long reached base streak was three games from March 27-April 29 ... Posted one multi-RBI game.

Career Highs

* - at Louisville (2022)


At-Bats	3 *	at Wake Forest, 5/7/22
Runs	1 *	Five Times; Last Michigan, 6/5/22
Hits	1 *	Five Times; Last Michigan, 6/5/22
RBIs	2 *	Michigan, 6/5/22
Doubles	1 *	Two Times; Last Michigan, 6/5/22
Triples	--	--
Home Runs	--	--
Total Bases	2 *	Two Times; Last Michigan, 6/5/22
Walks	1 *	Three Times; Last vs. Georgia Tech, 5/26/22
Hit-by-Pitch	1 *	at Pitt, 4/2/22
Strikeouts	2 *	at Wake Forest, 5/7/22
Stolen Bases	--	--

Career Statistics

* - at Louisville (2022)

	Avg	GP-GS	AB	R	H	2B	3B	HR	RBI	TB	SLG%	BB	HBP	SO	GDP	OB%	SF	SH	SB-ATT	PO	A	E	FLD%
2022*	.294	16-1	17	5	5	2	0	0	5	7	.412	3	1	3	0	.409	1	0	0-0	0	0	0	.000
CAREER	.294	16-1	17	5	5	2	0	0	5	7	.412	3	1	3	0	.409	1	0	0-0	0	0	0	.000



16 | OF 

BOBBY WHALEN
R/R | 6-0 | 185 | R-Jr.
Camp Hill, Pa.
Cedar Cliff (Louisville)
Sport Marketing & Management

2022 Season
Season: Started all 59 games ... Started games in center field (57) and at designated hitter (2) ... Reached base safely in 50 of 59 games with at least one hit in 42 games ... Scored a run in 36 games, including eight straight from May 7-19 ... Hit first career home run against Xavier (3/20) in the first game of a doubleheader ... Owned a season-best eight-game hitting streak from April 12-24 ... Posted a season-long 15-game reached base streak April 27-21 ... Posted 19 multi-hit games, nine multi-RBI games and 11 multi-run scored games ... Stole multiple bases in four games ... Homered against Xavier (3/20) and at Evansville (4/5) ... One of two IU position players to start all 59 games ... Led the team in stolen bases (22), triples (4) and tied for the lead in hit-by-pitch ... Ranked No. 2 on the team in runs scored (54) and hits (70), and tied in doubles (13) ... Hit .300 or better in seven of 14 weekend series.

Career Highs

At-Bats	6	Six Times; Last at Michigan, 5/7/22
Runs	4	Illinois, 4/29/22
Hits	4	Three Times; Last Illinois, 4/29/22
RBIs	3	Four Times; Last Nebraska, 4/23/22
Doubles	2	Three Times; Last Illinois, 4/29/22
Triples	1	Four Times; Last Minnesota-1, 5/15/22
Home Runs	1	Two Times; Last at Evansville, 4/5/22
Total Bases	6	Three Times; Last Illinois, 4/29/22
Walks	2	Three Times; Last Xavier, 3/17/22
Hit-by-Pitch	1	Eight Times; Last vs. Illinois, 5/27/22
Strikeouts	3	Four Times; Last vs. Maryland, 5/28/22
Stolen Bases	3	Cincinnati, 3/8/22

Career Statistics

	Avg	GP-GS	AB	R	H	2B	3B	HR	RBI	TB	SLG%	BB	HBP	SO	GDP	OB%	SF	SH	SB-ATT	PO	A	E	FLD%
2020																							
2021	.071	8-4	14	0	1	0	0	0	0	1	.071	0	0	7	0	.071	0	0	0-0	1	0	0	1.000
2022	.283	59-59	247	54	70	13	4	2	33	97	.393	23	8	50	7	.362	1	3	22-25	94	0	2	.979
CAREER	.272	67-63	261	54	71	13	4	2	33	98	.375	23	8	57	7	.348	1	3	22-25	95	0	2	.979



19 | IF



EVAN GOFORTH

R/R | 6-2 | 195 | So.

Greenville, Ind.

Floyd Central

Management

2022 Season

Awards: Named to the All-Big Ten Freshman Team.

Season: Appeared in 26 games with 10 starts ... Started games at second base (2), third base (2), shortstop (5) and designated hitter (1) ... Made collegiate debut as a defensive replacement at shortstop on Opening Day at Clemson (2/18) ... First collegiate start came vs. Louisiana-Lafayette (2/26) at the Round Rock Classic ... Reached base safely in 14 of 23 games played ... Owned a season-best nine-game reached base streak from Feb. 26-May 8 ... Posted three multi-hit games and one multi-RBI game.

Career Highs

At-Bats	4	Five Times; Last at Louisville, 5/10/22
Runs	1	Eight Times; Last vs. Maryland, 5/26/22
Hits	3	Two Times; at Michigan, 5/7/22
RBI	5	Illinois, 4/30/22
Doubles	2	Illinois, 4/30/22
Triples	-	-
Home Runs	-	-
Total Bases	5	Illinois, 4/30/22
Walks	1	Seven Times; Last vs. Maryland, 5/26/22
Hit-by-Pitch	1	Three Times; Last at Michigan, 5/6/22
Strikeouts	3	Two Times; Last at Louisville, 5/10/22
Stolen Bases	-	-

Career Statistics

	Avg	GP- GS	AB	R	H	2B	3B	HR	RBI	TB	SLG%	BB	HBP	SO	GDP	OB%	SF	SH	SB-ATT	PO	A	E	FLD%
2022	.283	26-10	46	8	13	5	0	0	9	18	.391	7	3	18	1	.404	1	0	0-0	10	16	4	.867
CAREER	.283	26-10	46	8	13	5	0	0	9	18	.391	7	3	18	1	.404	1	0	0-0	10	16	4	.867



23 | IF



JOEY BRENCZEWSKI

S/R | 6-3 | 195 | Fr.

Fishers, Ind.

Fishers

Public Financial Management

Prep/Personal

Played for head coach Mathew Cherry at Fishers High School, where he was a four-year letterwinner ... Rated the No. 11 overall prospect and No. 3 shortstop in Indiana by Perfect Game ... Earned high honorable mention All-America from Perfect Game as a junior and senior ... Two-time All-Central Region pick by Perfect Game ... Tabbed second-team All-USA Central Indiana Super Team as a senior ... Tabbed first-team All-Hoosier Crossroads Conference as a senior ... Owns the single season and career stolen base records at FHS ... Also lettered once in football ... Son of Andrea Perkins and Brett Brenczewski ... Born on September 2, 2003 ... Has two older brothers, Caleb and Kiel ... Father, Brett, lettered in baseball at St. Joseph's University ... Brother, Caleb, lettered in baseball at Lipscomb (2019) and Indiana Wesleyan (2020-21) ... Brother, Kiel, is a member of the Navy baseball program.

Career Highs

Career Statistics



27 | RHP



BROOKS EY

R/R | 6-2 | 205 | Jr.

Philadelphia, Pa.

Central (Fordham)

History

Career Notes & Records

Appeared in 27 career games on the mound with 20 starts in two seasons at Fordham ... Owns 105 strikeouts to 48 walks over 128 innings of work in his career.

2022 Season

Season: Made 15 appearances with 13 starts on the mound ... Collected four wins ... Earned first collegiate victory against Saint Louis (4/2) ... Led the team in innings pitched (75.2), strikeouts (65) and victories (4) ... Owned victories over Saint Louis (4/2), Dayton (4/16), Saint Joseph's (5/1) and St. Bonaventure (5/15) ... Did not allow a run of his own in two appearances ... Posted five quality starts ... Held opponents to three-or-fewer runs in seven outings, including five starts ... Fanned seven-plus batters in four appearances ... Issued two-or-fewer walks in 11 outings, including nine starts.

Career Highs

* - at Fordham (2021-22)


Innings Pitched	8 *	Two Times; Last St. Bonaventure, 5/15/22
Most Hits	12 *	at George Mason, 4/24/22
Fewest Hits	0 *	at Delaware, 3/27/21
Most Runs	10 *	at George Mason, 4/24/22
Fewest Runs	0 *	Four Times; Last at VCU, 5/21/22
Most Earned Runs	10 *	at George Mason, 4/24/22
Fewest Earned Runs	0 *	Four Times; Last at VCU, 5/21/22
Walks	4 *	Two Times; Last at Texas A&M, 2/19/22
Strikeouts	9 *	Two Times; Last St. Bonaventure, 5/15/22
Wild Pitches	2 *	at Texas A&M, 2/19/22
Hit-by-Pitch	3 *	Saint Louis, 4/2/22
Total Pitches	127 *	at UMass, 4/10/22

Career Statistics

* - at Fordham (2021-22)

	ERA	W-L	App	GS	CG	SHO/CBO	SV	IP	H	R	ER	BB	SO	2B	3B	HR	BF	BAA	WP	HBP	BK	SFA	SHA
2021*	4.99	0-4	12	7	0	0/0	0	52.1	53	34	29	23	40	9	1	5	236	.269	0	6	1	2	8
2022*	6.90	4-5	15	13	0	0/0	0	75.2	99	64	58	25	65	14	1	16	361	.312	10	13	2	4	2
CAREER	6.12	4-9	27	20	0	0/0	0	128.0	152	98	87	48	105	23	2	21	597	.296	10	19	3	6	10



28 | OF 

SAMUEL MURRISON
R/R | 5-11 | 175 | Jr.
Boca Raton, Fla.
American Heritage
Finance

Career Highs

At-Bats	5	Twice; Last at Purdue-2, 4/10/22
Runs	2	Twice; Last Nebraska, 4/23/22
Hits	3	at Purdue-1, 4/10/22
RBI's	5	at Purdue-1, 4/10/22
Doubles	1	Three Times; Last Evansville-1, 3/27/22
Triples	1	vs. Rutgers, 3/5/21
Home Runs	1	Twice; Last at Purdue-2, 4/10/22
Total Bases	6	at Purdue-1, 4/10/22
Walks	2	Four Times; Last Illinois, 4/20/22
Hit-by-Pitch	1	Three Times; Last at Cincinnati, 4/20/22
Strikeouts	3	Two Times; Last at Michigan, 5/6/22
Stolen Bases	1	Three Times; Last Evansville-2, 3/27/22

2022 Season

Season: Appeared in 40 games with 23 starts ... Started games in right field (20), center field (2) and at designated hitter (1) ... Hit first collegiate home run in the first game of a doubleheader at Purdue (4/10) ... Reached base safely in 22 of 40 games played ... Owned a season-best six-game hitting streak from March 1-27 ... Reached base in a season-long eight straight games from April 17-30 ... Posted two multi-hit games and two multi-RBI games ... Homered in both games of a doubleheader at Purdue (4/10).

Career Statistics

	Avg	GP-GS	AB	R	H	2B	3B	HR	RBI	TB	SLG%	BB	HBP	SO	GDP	OB%	SF	SH	SB-ATT	PO	A	E	FLD%
2021	.257	17-10	35	5	9	1	1	0	1	12	.343	1	2	10	0	.316	0	1	2-2	19	0	0	1.000
2022	.229	40-23	83	17	19	2	0	2	10	27	.325	12	1	29	2	.330	1	2	1-1	60	2	0	1.000
CAREER	.237	57-33	118	22	28	3	1	2	11	39	.331	13	3	39	2	.326	1	3	3-3	79	2	0	1.000



29 | LHP 

RYAN KRAFT
6-4 | 220 | L/L | So.
Mokena, Ill.
Lincoln-Way Central
Secondary Education

Career Highs

Innings Pitched	4 2/3	Evansville-2, 3/27/22
Most Hits	7	Three Times; Last Illinois, 4/30/22
Fewest Hits	0	Six Times; Last Illinois State, 5/17/22
Most Runs	8	Illinois, 4/30/22
Fewest Runs	0	Six Times; Last Illinois State, 5/17/22
Most Earned Runs	8	Illinois, 4/30/22
Fewest Earned Runs	0	Seven Times; Last Illinois State, 5/17/22
Walks	4	Xavier, 3/20/22
Strikeouts	7	at Iowa, 5/20/22
Wild Pitches	2	Two Times; Last vs. Rutgers, 5/28/22
Hit-by-Pitch	3	Northwestern, 4/3/22
Total Pitches	93	Evansville-2, 3/27/22

Career Notes & Records

Tied for No. 2 among Indiana freshman in strikeouts (59), equaling the mark of **Tim Clifford** (1978) and **Blake Monar** (2009) ... The 59 strikeouts are the most among freshman that were primarily relievers in program history, as **Brad Edwards** (69; 1999), Clifford and Monar each made at least seven starts in their freshman season.

2022 Season

Season: Made 25 appearances with one start on the mound ... Collected two wins ... Made collegiate debut on Opening Day at Clemson (2/18) ... Earned first collegiate victory in relief against Kentucky (3/15) ... Made first career start against Xavier (3/20) in the second game of the doubleheader ... Owned victories over Kentucky (3/15) and at Indiana State (4/12) ... Posted a hold against Purdue Fort Wayne (3/9) ... Did not allow a run of his own in six of 25 appearances ... Stranded eight of 20 inherited runners ... Held the opponent to three-or-fewer earned runs in 20 appearances ... Issued two-or-fewer walks in 22 outings, including seven with zero walks ... Tied for team lead with 25 appearances.

Career Statistics

	ERA	W-L	App	GS	CG	SHO/CBO	SV	IP	H	R	ER	BB	SO	2B	3B	HR	BF	BAA	WP	HBP	BK	SFA	SHA
2022	9.78	2-1	25	1	0	0/0	0	42.1	60	49	46	30	59	8	3	10	231	.326	8	13	0	1	3
CAREER	9.78	2-1	25	1	0	0/0	0	42.1	60	49	46	30	59	8	3	10	231	.326	8	13	0	1	3

Career Notes & Records

Appeared in 19 games with 13 starts on the mound over two seasons at Tacoma Community College ... Posted a 13-2 overall record with two saves at TCC ... Struck out 107 batters to 21 walks over 110 innings of work in two seasons ... Strikeout-to-walk ratio was 5.1:1 and struck out 8.7 batters per nine innings.

2022 Season

Awards: Named Earned Northwest Athletic Conference West Region Pitcher of the Year ... Garnered Northwest Athletic Conference Academic Excellence Award ... Named Tacoma Community College Male Athlete of the Year.

Season: Appeared in 13 games with seven starts on the mound ... Led team in victories (9), innings pitched (74 2/3), strikeouts (92), ERA (1.69), appearances (13) and games started (12) ... Posted nine quality starts ... Allowed three-or-fewer runs in 10 of 12 starts, with scoreless outings on five occasions ... Walked two-or-fewer batters in 12 of 13 appearances, with zero walks in seven outings ... Struck out seven-or-more batters seven appearances, including three double-digit strikeout games ... Collected victories over Olympic (2/18), at Bellevue (3/4), at Centralia (4/2), versus Centralia (4/15), Green River (4/22), Grays Harbor (4/29), Pierce (5/7), Lower Columbia (5/13) and versus Mt. Hood C.C. (5/26) in the NWAC Championships ... Fanned 14 batters in seven shutout innings against Centralia (4/15) with no walks ... Tossed seven innings of one-hit work with six strikeouts in first appearance of the season against Olympic (2/18) ... Struck out 11 and did not walk a batter in six innings versus Green River (4/22) ... Punched out 10 over seven innings and allowed one hit against Lower Columbia (5/13) to help TCC to its first NWAC West Region title since 2003.

Career Statistics



30 | RHP 

SETI MANASE
6-4 | 250 | R/R | Jr.
Puyallup, Wash.
Graham Kapowsin (Tacoma C.C.)
Liberal Studies

Career Highs



31 | RHP 

EVAN WHITEAKER
R/R | 6-4 | 195 | Fr.
West Chester, Ohio
Lakota East
Exercise Science

Career Highs

Prep/Personal
Played for head coach Ray Hamilton at Lakota East High School, where he was a three-year letterwinner ... Tabbed the No. 15 prospect and No. 3 right-handed pitcher in Ohio by Perfect Game ... Earned second-team All-Central Region from Perfect Game as a senior ... Named honorable mention All-Central Region as a sophomore and junior by Perfect Game ... Named first-team All-Greater Miami Conference as a senior ... Owned lowest career WHIP in program history ... Also played hockey ... Son of Anne and Dave Whiteaker ... Born on October 31, 2003 ... Has one younger brother, Andrew.

Career Statistics



32 | IF 

JOSH PYNE
R/R | 6-1 | 190 | So.
Bloomfield, Ind.
Linton-Stockton
Management

Career Highs

At-Bats	6	Two Times; Last vs. Maryland, 5/28/22
Runs	3	Three Times; Last at Iowa, 5/19/22
Hits	3	Eight Times; Last vs. Maryland, 5/28/22
RBIs	4	Three Times; Last at Iowa, 5/19/22
Doubles	2	Four Times; Last Minnesota-1, 5/15/22
Triples	1	Nebraska, 4/24/22
Home Runs	1	Six Times; Last at Iowa, 5/19/22
Total Bases	7	at Iowa, 5/19/22
Walks	2	Twice; Last at Iowa, 5/21/22
Hit-by-Pitch	1	Three Times; Last Illinois, 5/1/22
Strikeouts	3	Twice; Last vs. Maryland, 5/26/22
Stolen Bases	1	vs. Rutgers, 5/28/22

Career Notes & Records

Ended 2022 ranked tied for No. 8 on the single season doubles list (20) with **Josh Phegley** (2008) and **Kevin Goins** (1991) ... Sixth IU freshman to reach the 70-hit mark (74) and first to lead the team in hits since **Sam Travis** (2012) ... Finished tied for No. 3 on the freshman RBI charts (57) at IU ... Joined **Carter Mathison** (58) and **Brock Tibbitts** (43) as the first IU freshman trio to drive in 40 RBIs in the same season in program history ... Finished tied for No. 10 with 28 RBIs in Big Ten play, tied with teammate **Carter Mathison**.

2022 Season

Awards: Earned Freshman All-America honors from Collegiate Baseball Newspaper, D1Baseball (second team), National Collegiate Baseball Writers Association (second team) and Perfect Game (second team) ... Named to the All-Big Ten Freshman Team.

Season: Appeared in 57 games with 56 starts ... Started games at third base (55) and designated hitter (1) ... Reached base safely in 52 of 57 games played with a hit in 44 of those games ... Made collegiate debut in a start at third base on Opening Day at Clemson (2/18) ... First collegiate hit came in the series finale at Clemson (2/20) ... Owned a season-best 15-game hitting streak from March 8-April 2, which is the longest streak for an IU hitter since 2014 and tied for the ninth longest single-season streak since at least 2005 ... Added a 12-game hitting streak from April 29-May 21 ... Carried a 29-game reached base streak from March 8-April 24, which is the longest streak by an IU freshman in program history ... Also had a 13-game reached base streak from April 29-May 21 ... Posted 22 multi-hit games and 16 multi-RBI games ... Homered against Cincinnati (3/8), Purdue Fort Wayne (3/9), Xavier (3/17), at Purdue (4/10) in the second game of a doubleheader, against Nebraska (4/22) and at Iowa (5/19) ... One of four IU hitters to amass 100 total bases on the season (114) ... Led the team in hits (74) and doubles (20) ... Ranked No. 3 on the squad in batting average (.327), slugging percentage (.504), RBIs (57) and total bases (114) ... Hit .300 or better in 10 of 14 weekend series, including seven of eight Big Ten series.

Career Statistics

	Avg	GP-GS	AB	R	H	2B	3B	HR	RBI	TB	SLG%	BB	HBP	SO	GDP	OB%	SF	SH	SB-ATT	PO	A	E	FLD%
2022	.327	57-56	226	41	74	20	1	6	57	114	.504	20	3	51	5	.386	2	1	1-2	28	93	8	.938
CAREER	.327	57-56	226	41	74	20	1	6	57	114	.504	20	3	51	5	.386	2	1	1-2	28	93	8	.938



33 | C 

AJ SHEPARD
R/R | 6-0 | 215 | Fr.
Manassas, Va.
Patriot
Sport Marketing & Management

Career Highs

Prep/Personal
Played for head coach Nick Grove at Patriot High School, where he was a two-year letterwinner ... Spent his junior season at Pro5 Academy in Apex, North Carolina ... Rated the No. 359 overall prospect and No. 23 catcher nationally by Perfect Game ... Tabbed the No. 13 overall prospect and No. 2 catcher in Virginia ... Earned high honorable mention All-America by Perfect Game as a sophomore, junior and senior ... Two-time first-team All-Atlantic Region by Perfect Game ... Graduated high school with a 4.0 GPA ... Son of Jen Shepard ... Born on October 13, 2003 ... Has two older brothers, Corey and Jack ... Brother, Corey, was a collegiate swimmer at the United States Air Force Academy and competed at the 2020 USA Swimming Olympic Trials.

Career Statistics



34 | RHP 

GABE LEVY

L/R | 6-0 | 200 | Gr.+

Seattle, Wash.

Ingraham (Davidson)

Data Sciences (master's)

Career Notes & Records

Appeared in 63 career games on the mound with 20 start in four seasons at Davidson ... Owns 175 strikeouts to 40 walks over 181 2/3 innings of work in his career ... Averages 8.7 strikeouts per nine innings in his career ... Strikeout-to-walk ratio is 4.4:1 ... Finished 34 career games on the mound with 20 career saves ... Finished 14 games in 2022, one in 2021 and 19 in 2019 ... Owns two of the top-10 single season save marks at Davidson (11, 2019 - T2nd; 8, 2021 - T6th) and ranks No. 4 all-time at with 20 career saves ... Stranded 26 of 39 career inherited runners ... Earned bachelor's degree in mathematics with a minor in data science from Davidson in 2022.

2022 Season

Season: Made 22 appearances out of the bullpen ... Collected two wins and posted eight saves ... Led the team in saves (8) and appearances (22) ... Owned victories over William & Mary (3/15) and Saint Joseph's (5/14) ... Posted saves against Radford (2/22), Bryant (2/25), North Carolina A&T (3/2), twice against Columbia (3/4 & 6), versus UNC Greensboro (3/27), at St. Bonaventure (4/15) and at Saint Louis (4/30) ... Did not allow a run of his own in 15 of 22 appearances ... Stranded 12 of 20 inherited runners ... Held opponents to three-or-fewer runs in all 22 outings ... Issued two-or-fewer walks in 22 appearances, with zero walks in 16 games.

Rankings: Ranked No. 48 nationally and No. 2 in the Atlantic 10 in saves (8).

Career Highs

* - at Davidson (2019-22)

Innings Pitched	8 2/3 *	Siena, 3/7/20
Most Hits	10 *	Two Times; Last at Richmond, 4/30/21
Fewest Hits	0 *	32 Times; Last George Mason, 5/21/22
Most Runs	10 *	at VCU, 4/16/21
Fewest Runs	0 *	34 times; Last George Mason, 5/21/22
Most Earned Runs	8 *	at VCU, 4/16/21
Fewest Earned Runs	0 *	36 times; Last George Mason, 5/21/22
Walks	5 *	Lafayette, 2/28/20
Strikeouts	10 *	Lehigh, 2/15/20
Wild Pitches	3 *	Lafayette, 2/28/20
Hit-by-Pitch	1 *	Eight Times; Last at Saint Louis, 4/30/22
Total Pitches	114 *	Siena, 3/7/20

Career Statistics

* - at Davidson (2019-22)

	ERA	W-L	App	GS	CG	SHO/CBO	SV	IP	H	R	ER	BB	SO	2B	3B	HR	BF	BAA	WP	HBP	BK	SFA	SHA
2019*	2.57	3-1	23	4	0	0/1	11	49.0	37	14	14	12	48	6	0	1	195	.208	4	3	0	1	1
2020*	0.91	3-1	4	4	0	0/0	0	29.2	19	7	3	10	28	2	0	0	119	.181	5	1	0	0	3
2021*	4.61	5-3	13	12	1	0/0	1	70.1	78	41	36	9	65	16	1	8	304	.275	2	7	2	2	2
2022*	3.58	2-0	23	0	0	0/2	8	32.2	34	16	13	9	34	5	0	5	145	.262	6	4	0	0	2
CAREER	3.27	13-5	63	20	1	0/3	20	181.2	168	78	66	40	175	29	1	14	763	.241	17	15	2	3	8



35 | C 

MATTHEW ELLIS

L/R | 6-4 | 245 | R-Sr.

Waddy, Ky.

Shelby County (Walters State C.C.)

Liberal Studies

Career Notes & Records

Tied for No. 7 on IU's single season home run charts (18) with **Kyle Schwarber** (2013) and **Alex Smith** (1986) ... Finished tied for No. 10 on the single season RBI charts (65) at Indiana, tied with **Seth Bynum** (2004), **Vasili Spanos** (2002) and **Doug DeVore** (1999).

2022 Season

Awards: Named third-team All-Big Ten.

Season: Started all 59 games ... Made starts at catcher (36) and designated hitter (23) ... Reached base safely in 52 of 59 games played ... Collected a hit in 38 games ... Worked a walk in 28 games, including 11 multi-walk games ... Made Indiana debut in a start at designated hitter on Opening Day at Clemson (2/18) ... Hit first IU home run in the middle game of the series at Clemson (2/19) ... Owned a season-long eight game hitting streak from Feb. 26-March 9 ... Season-long 12-game reached base streak ran from March 15-April 5 ... Posted 14 multi-hit games and 16 multi-RBI games ... Homered against Clemson (2/19), versus Louisiana-Lafayette (2/26), against Miami (Ohio) (3/1), twice at Missouri State (3/5), two times against Purdue Fort Wayne (3/9), twice against Kentucky (3/15), versus Xavier (3/19), in the first game of a double header with Evansville (3/27), against Northwestern (4/3), versus Butler (4/26), against Illinois (5/1), at Michigan (5/6), versus Minnesota (5/15), against Illinois State (5/17) and at Iowa (5/21) ... One of four IU hitters to amass 100 total bases on the season (123) ... Led the team in RBIs (65) and walks (40), and tied for the lead in games started (59) ... Ranked No. 2 on the squad in slugging percentage (.564), home runs (18) and total bases (123) ... Finished No. 3 on the team in on-base percentage (.398).

Career Statistics

	Avg	GP-GS	AB	R	H	2B	3B	HR	RBI	TB	SLG%	BB	HBP	SO	GDP	OB%	SF	SH	SB-ATT	PO	A	E	FLD%
2022	.271	59-59	218	44	59	10	0	18	65	123	.564	40	7	68	10	.398	1	0	1-1	339	23	3	.992
CAREER	.271	59-59	218	44	59	10	0	18	65	123	.564	40	7	68	10	.398	1	0	1-1	339	23	3	.992

Career Highs

At-Bats	6	at Purdue-2, 4/10/22
Runs	3	Three Times; Last Xavier, 3/19/22
Hits	3	Seven Times; Last vs. Butler, 4/26/22
RBIs	7	at Missouri State, 3/5/22
Doubles	1	10 Times; Last vs. Maryland, 5/28/22
Triples	-	-
Home Runs	2	Three Times; Last Kentucky, 3/15/22
Total Bases	10	at Missouri State, 3/5/22
Walks	3	Northwestern, 4/1/22
Hit-by-Pitch	1	Seven Times; Last at Michigan, 5/7/22
Strikeouts	3	Four Times; Last Illinois, 4/29/22
Stolen Bases	1	at Clemson, 2/19/22



36 | C 

RILEY LANGERMAN

R/R | 6-7 | 180 | Sr.+

Parker, Colo.

Chaparral (Maryland)

Business Management (master's)

Career Notes & Records

Appeared in 26 career games with 16 starts over two seasons at Maryland ... Part of back-to-back NCAA Tournament teams in 2021 and 2022 at Maryland ... Helped the Terrapins to the first regular season conference title since 1971 during the 2022 season ... Earned degree in economics from Maryland in 2022.

2022 Season

Season: Appeared in 14 games with nine starts ... All nine starts came at catcher ... Reached base safely in seven of 14 games played ... Longest reached base streak of the season spanned three games from February 26-March 13 ... Posted one multi-hit game.

Career Statistics

* - at Maryland (2021-22)

	Avg	GP-GS	AB	R	H	2B	3B	HR	RBI	TB	SLG%	BB	HBP	SO	GDP	OB%	SF	SH	SB-ATT	PO	A	E	FLD%
2021*	.091	12-7	22	3	2	0	0	0	1	2	.091	5	0	8	0	.259	0	1	0-0	61	6	1	.985
2022*	.194	14-9	31	9	6	1	0	0	3	7	.226	7	3	12	0	.390	0	1	0-0	81	4	0	1.000
CAREER	.151	26-16	53	12	8	1	0	0	4	9	.170	12	3	20	0	.338	0	2	0-0	142	10	1	.993

Career Highs

* - at Maryland (2021-22)

At-Bats	5 *	at Baylor, 2/19/22
Runs	2 *	Three Times; Last Navy, 4/26/22
Hits	3 *	Towson, 3/29/22
RBIs	1 *	Four Times; Georgetown, 5/3/22
Doubles	1 *	George Mason, 4/5/22
Triples	--	--
Home Runs	--	--
Total Bases	3 *	Towson, 3/29/22
Walks	3 *	Navy, 4/26/22
Hit-by-Pitch	1 *	Three Times; Last George Mason, 4/5/22
Strikeouts	3 *	at Baylor, 2/19/22
Stolen Bases	--	--



37 | RHP 

LUKE SINNARD
R/R | 6-8 | 250 | So.
Hendersonville, Tenn.
Beech (Western Kentucky)
Sport Marketing & Management

Career Notes & Records
Appeared in 11 career games with four starts in one season at Western Kentucky.

2023 Season
Season: Made 11 appearances with four starts on the mound ... Collected one win ... Made collegiate debut in relief against Western Illinois (2/19) ... First collegiate start came versus FIU (4/10) ... Earned first collegiate victory at Bellarmine (5/17) ... Stranded two of 11 inherited runners ... Posted one quality start ... Held opponents to three-or-fewer runs in eight appearances, including three starts ... Issued two-or-fewer walks in 10 outings, including three starts.

Career Highs		* - at Western Kentucky (2022)
Innings Pitched	6 *	at Bellarmine, 5/17/22
Most Hits	6 *	Three Times; Last Marshall, 4/24/22
Fewest Hits	1 *	Two Times; Last Southern Miss, 3/27/22
Most Runs	6 *	at FAU, 4/16/22
Fewest Runs	0 *	Three Times; Last at Middle Tennessee State, 4/3/22
Most Earned Runs	6 *	at FAU, 4/16/22
Fewest Earned Runs	0 *	Four Times; Last at Middle Tennessee State, 4/3/22
Walks	3 *	at FAU, 4/16/22
Strikeouts	5 *	at Bellarmine, 5/17/22
Wild Pitches	1 *	Three Times; Last FIU, 4/10/22
Hit-by-Pitch	--	--
Total Pitches	93 *	at Bellarmine, 5/17/22

Career Statistics																	* - at Western Kentucky (2022)							
	ERA	W-L	App	GS	CG	SHO/CBO	SV	IP	H	R	ER	BB	SO	2B	3B	HR	BF	BAA	WP	HBP	BK	SFA	SHA	
2022*	7.18	1-2	11	4	0	0/0	0	26.1	39	27	21	11	28	7	0	6	126	.355	3	0	1	3	2	
CAREER	7.18	1-2	11	4	0	0/0	0	26.1	39	27	21	11	28	7	0	6	126	.355	3	0	1	3	2	



38 | RHP 

COOPER KATSKEE
R/R | 6-4 | 200 | Fr.
Greenwood Village, Colo.
Cherry Creek
Finance

Prep/Personal
Played for head coach Marc Johnson at Cherry Creek High School, where he was a two-year letterwinner ... Spent the fall of his senior season at Burke High School in Omaha, Nebraska ... Rated the No. 27 overall prospect and No. 9 right-handed pitcher in Colorado by Perfect Game ... Three-time honorable mention All-West Region by Perfect game ... Earned honorable mention all-state and first-team All-Centennial Conference as a senior ... Led Colorado High School Activities Association Class 5A in regular season strikeouts (74) as a senior ... Selected to the Colorado Dugout Club Coaches Association All-Star Game as a senior ... Lettered three times in football, twice at CCHS and once at BHS as a quarterback ... Part of the CHSAA Class 5A state championship football team as a sophomore ... Helped Burke High School to the Omaha Public School Conference title as a senior ... Participated in the Iowa/Nebraska All-Star Game as a senior in football ... Denver Dream Center Youth Intern ... Son of Kendall and Scott Katskee ... Born on November 30, 2003 ... Has one younger sister, Coco ... Father, Scott, lettered in baseball at Colorado State from 1987-89 ... Uncle James Carr lettered in football at Cal State Northridge from 1983-87 ... Cousin, Tommy Carr, lettered in football at Indiana State in 2019.

Career Highs

Career Statistics



39 | LHP 

NATHAN BALL
L/L | 6-3 | 205 | Sr.
Perrysburg, Ohio
Perrysburg (Youngstown State)
Liberal Studies

Career Notes & Records
Appeared in 37 career games on the mound with one start over three seasons at Youngstown State ... Finished 24 career games and has nine career saves ... All nine saves came in 2022 ... Ranks No. 2 in Youngstown State single season history with nine saves, which are the most by a YSU reliever since *Andy Svitak* (9; 2007).

2022 Season
Season: Made 26 appearances with one start ... Collected one win and posted nine saves ... Earned first collegiate save at Bethune-Cookman (2/19) ... Led team in saves ... Ranked No. 2 in appearances (26) ... Earned lone victory over UIC (5/19) ... Did not allow a run of his own in 17 of 26 appearances ... Stranded 13 of 24 inherited runners ... Held opponents to three-or-fewer runs in all 26 appearances ... Issued two-or-fewer walks in 25 of 26 appearances with zero walks in 18 outings.

Rankings: Led the Horizon League and ranked No. 36 nationally in saves (9).

Career Highs		* - at Youngstown State (2020-22)
Innings Pitched	2 1/3 *	Northern Kentucky, 4/10/22
Most Hits	4 *	at New Orleans, 3/12/22
Fewest Hits	0 *	14 Time; Last UIC, 5/19/22
Most Runs	4 *	at UIC, 5/2/21
Fewest Runs	0 *	21 Times; Last vs. Oakland, 5/26/22
Most Earned Runs	3 *	Four Times; Last vs. Oakland, 5/27/22
Fewest Earned Runs	0 *	23 Times; Last vs. Oakland, 5/26/22
Walks	3 *	Two Times; Last vs. Oakland, 5/27/22
Strikeouts	3 *	Three Times; Last vs. Oakland, 5/27/22
Wild Pitches	1 *	Eight Times; Last vs. Oakland, 5/27/22
Hit-by-Pitch	1 *	Three Time; Last at Pittsburgh, 3/16/22
Total Pitches	52 *	vs. Oakland, 5/27/22

Career Statistics													* - at Youngstown State (2020-22)										
	ERA	W-L	App	GS	CG	SHO/CBO	SV	IP	H	R	ER	BB	SO	2B	3B	HR	BF	BAA	WP	HBP	BK	SFA	SHA
2020*	99.00	0-0	1	0	0	0/0	0	0.0	0	2	2	2	0	0	0	0	2	.000	0	0	0	0	0
2021*	10.80	1-0	10	0	0	0/0	0	6.2	9	12	8	8	7	3	0	2	39	.300	4	1	0	0	0
2022*	5.55	1-4	26	1	0	0/0	9	24.1	22	17	15	10	27	3	0	4	104	.244	4	2	0	0	2
CAREER	7.26	2-4	37	1	0	0/0	9	31.0	31	31	25	20	34	6	0	6	145	.258	8	3	0	0	2



40 | RHP 

ETHAN PHILLIPS

S/R | 6-0 | 190 | Fr.

Dunedin, Fla.

Calvary Christian

Finance

Prep/Personal

Played for head coach Greg Olsen at Calvary Christian High School, where he was a two-year letterwinner ... Rated as the No. 104 prospect and No. 38 right-handed pitcher in Florida by Perfect Game ... Selected All-Florida Region as a junior and senior by Perfect Game ... Earned Florida State All-Star and All-Pinellas County as a senior ... Finished career with a 7-0 record and 0.58 ERA over 48.2 career innings ... Allowed one run over 29 innings of work in 10 appearance (4 starts) as a senior ... Struck out 46 batters and walked just seven ... Set program record for single ERA (0.24) ... Also lettered once in football ... Logged 110 hours of community service in high school ... Volunteered at his local soup kitchen and at local baseball camps ... Son of Coleen and Drew Phillips ... Born on November 11, 2003 ... Has one brother, Andrew, and one sister, Ashley.

Career Highs



41 | LHP 

TY BOTHWELL

L/L | 5-10 | 200 | R-Sr.

Hebron, Ind.

Boone Grove

Animal Behavior

2022 Season

Awards: Named Big Ten Pitcher of the Week (5/16) after throwing seven no-hit innings in relief against Minnesota (5/15).

Season: Made 19 appearances with two starts on the mound ... Collected three wins ... Owned victories over Butler (4/26), at Michigan (5/7) and versus Minnesota (5/15) ... Did not allow a run of his own in five of 19 appearances ... Stranded four of 10 inherited runners ... Held the opponent to three-or-fewer earned runs in 18 appearances ... Fanned seven-plus batters in three outings ... Issued two-or-fewer walks in 16 appearances, including three with zero walks.

Career Highs

Innings Pitched	7	Minnesota-1, 5/15/22
Most Hits	7	vs. Maryland, 5/26/22
Fewest Hits	0	11 Times; Last at Iowa, 5/19/22
Most Runs	5	Penn State, 3/14/21
Fewest Runs	0	12 Times; Last Minnesota-1, 5/15/22
Most Earned Runs	5	Penn State, 3/14/21
Fewest Earned Runs	0	15 Times; Last Minnesota-1, 5/15/22
Walks	4	Twice; Last at Missouri State, 3/5/22
Strikeouts	10	at Minnesota, 3/7/21
Wild Pitches	1	Seven Times; Last at Iowa, 5/21/22
Hit-by-Pitch	2	Twice; Last at Louisville, 5/10/22
Total Pitches	111	Minnesota-1, 5/15/22

Career Statistics

	ERA	W-L	App	GS	CG	SHO/CBO	SV	IP	H	R	ER	BB	SO	2B	3B	HR	BF	BAA	WP	HBP	BK	SFA	SHA
2020	6.00	0-0	3	0	0	0/0	0	3.0	1	2	2	4	5	0	0	0	15	.100	0	1	0	0	0
2021	2.73	2-1	11	4	0	0/2	1	33.0	21	14	10	15	43	6	1	3	138	.174	2	2	0	0	0
2022	4.47	3-2	19	2	0	0/1	0	48.1	36	27	24	33	67	12	1	6	219	.206	5	8	1	0	3
CAREER	3.84	5-3	33	6	0	0/3	1	84.1	58	43	36	52	115	18	2	9	372	.190	7	11	1	0	3



42 | LHP 

BEN SEILER

L/L | 6-6 | 245 | Sr.+

Albany, N.Y.

The Albany Academy (Siena)

Public Affairs (master's)

Career Notes & Records

Appeared in 38 career games on the mound with 29 starts at Siena ... Owns 150 strikeouts to 87 walks over 150 innings of work in his career ... Opponents own a .285 batting average ... Served as No. 2 starter during the 2022 season at Siena ... Owned No. 1 single-game strikeout mark nationally in 2022 with 19 strikeouts at Niagara (4/23/22) ... Earned degree in political communications with minor in criminal justice from Siena in 2022 ... Pursuing his master's in public affairs.

2022 Season

Season: Made 13 starts on the mound ... Served as the No. 2 starter in 12 of 13 starts ... Started the series opener at The Citadel (3/12) ... Collected four victories ... Led the team in victories (4), innings pitched (80 2/3) and strikeouts (86) ... Posted NCAA-best 19 strikeouts at Niagara (4/23) ... Owned victories at The Citadel (3/12), versus Saint Peters (3/27), at Iona (5/14) and versus Monmouth (5/14) ... Posted seven quality starts ... Held opponents to three-or-fewer runs in four outings, with three-or-fewer earned runs in 10 starts ... Fanned seven-plus batters in three appearances, with two double-digit strikeout games ... Issued two-or-fewer walks in nine games.

Career Highs

* - at Siena (2019-22)


Innings Pitched	9 *	at Niagara, 4/23/22
Most Hits	11 *	at Jacksonville State, 3/5/22
Fewest Hits	3 *	at Manhattan, 4/9/22
Most Runs	9 *	at Fairfield, 5/20/22
Fewest Runs	0 *	at Charleston, 2/26/22
Most Earned Runs	8 *	at Fairfield, 5/20/22
Fewest Earned Runs	0 *	at Charleston, 2/26/22
Walks	5 *	at Fairfield, 5/20/22
Strikeouts	19 *	at Niagara, 4/23/22
Wild Pitches	3 *	Saint Peter's, 3/27/22
Hit-by-Pitch	2 *	Canisius, 4/30/22
Total Pitches	132 *	Saint Peter's, 3/27/22

Career Statistics

* - at Siena (2019-22)

	ERA	W-L	App	GS	CG	SHO/CBO	SV	IP	H	R	ER	BB	SO	2B	3B	HR	BF	BAA	WP	HBP	BK	SFA	SHA
2019*	6.54	1-3	14	9	0	0/1	0	31.2	37	26	23	28	30	9	4	1	160	.291	3	3	0	1	1
2020*	8.69	0-3	4	4	0	0/0	0	19.2	28	19	19	11	15	6	0	2	94	.350	2	0	1	1	2
2021*	9.50	1-2	7	3	0	0/0	0	18.0	22	23	19	20	19	6	0	1	101	.286	2	4	1	0	2
2022*	4.35	4-6	13	13	0	0/0	0	80.2	89	59	39	28	86	18	1	9	377	.266	13	9	0	2	4
CAREER	6.00	6-14	38	29	0	0/1	0	150.0	176	127	100	87	150	39	5	13	732	.285	20	16	2	4	9



43 | IF 

ADRIAN VEGA
R/R | 6-0 | 205 | So.
Miramar, Fla.
Archbishop McCarthy (Butler)

Political Science

Career Highs

* - at Butler (2022)

Innings Pitched	6 *	at Creighton, 5/13/22
Most Hits	7 *	Seton Hall, 5/19/22
Fewest Hits	0 *	3 Times; Last Eastern Illinois, 4/3/22
Most Runs	7 *	Seton Hall, 5/19/22
Fewest Runs	0 *	5 Times; Last Indiana, 4/26/22
Most Earned Runs	4 *	Seton Hall, 5/19/22
Fewest Earned Runs	0 *	5 Times; Last Indiana, 4/26/22
Walks	2 *	3 Times; Last at St. John's, 4/22/22
Strikeouts	7 *	2 Times; Last at Creighton, 5/13/22
Wild Pitches	2 *	at Creighton, 5/13/22
Hit-by-Pitch	3 *	Eastern Michigan, 3/20/22
Total Pitches	98 *	Xavier, 5/7/22

Career Notes & Records

Made 15 appearances with three starts on the mound in first collegiate season at Butler ... Collected one save ... Made collegiate debut against Prairie View A&M (2/26) in relief ... First collegiate start came against Xavier (5/7) ... Earned first collegiate save at Bellarmine (3/29) ... Stranded all nine inherited runners ... Posted one quality start ... Held opponents to three-or-fewer runs in 14 of 15 outings, two of those starts ... Fanned seven-plus batters in two appearances ... Issued two-or-fewer walks in all 15 outings, with zero walks in seven appearances.

2022 Season

Season: Made 15 appearances with three starts on the mound ... Collected one save ... Made collegiate debut against Prairie View A&M (2/26) in relief ... First collegiate start came against Xavier (5/7) ... Earned first collegiate save at Bellarmine (3/29) ... Stranded all nine inherited runners ... Posted one quality start ... Held opponents to three-or-fewer runs in 14 of 15 outings, two of those starts ... Fanned seven-plus batters in two appearances ... Issued two-or-fewer walks in all 15 outings, with zero walks in seven appearances.

Career Statistics

* - at Butler (2022)

	ERA	W-L	App	GS	CG	SHO/CBO	SV	IP	H	R	ER	BB	SO	2B	3B	HR	BF	BAA	WP	HBP	BK	SFA	SHA
2022*	4.95	0-1	15	3	0	0/0	1	43.2	42	27	24	11	45	12	2	2	192	.251	4	9	0	0	5
CAREER	4.95	0-1	15	3	0	0/0	1	43.2	42	27	24	11	45	12	2	2	192	.251	4	9	0	0	5



44 | RHP 

COOPER HELLMAN
R/R | 6-4 | 180 | So.
Goshen, Ky.
North Oldham (Western Kentucky)

Sport Marketing & Management

Career Highs

* - at Western Kentucky (2022)

Innings Pitched	7 *	FIU, 4/9/22
Most Hits	5 *	at Rice, 4/30/22
Fewest Hits	0 *	4 Times; Last Old Dominion, 5/20/22
Most Runs	5 *	at Rice, 4/30/22
Fewest Runs	0 *	6 Times; Last Old Dominion, 5/20/22
Most Earned Runs	5 *	at Rice, 4/30/22
Fewest Earned Runs	0 *	6 Times; Last Old Dominion, 5/20/22
Walks	4 *	at Rice, 4/30/22
Strikeouts	5 *	FIU, 4/9/22
Wild Pitches	1 *	7 Times; Last at Louisiana Tech, 5/13/22
Hit-by-Pitch	1 *	7 Times; Last at Louisiana Tech, 5/13/22
Total Pitches	87 *	FIU, 4/9/22

Career Notes & Records

Made 16 appearances with eight starts on the mound in first collegiate season at Western Kentucky ... Collected one win ... Made collegiate debut in relief against Western Illinois (2/18) in the season opener ... First collegiate start came versus Central Michigan (2/26) ... Earned first collegiate victory against FIU (4/9) ... Ranked No. 3 on the team with eight starts ... Stranded two of five inherited runners ... Posted one quality start ... Held opponents to three-or-fewer runs in 11 appearances, including three starts ... Issued two-or-fewer walks in 12 outings, including five starts.

2023 Season


Season: Made 16 appearances with eight starts on the mound ... Collected one win ... Made collegiate debut in relief against Western Illinois (2/18) in the season opener ... First collegiate start came versus Central Michigan (2/26) ... Earned first collegiate victory against FIU (4/9) ... Ranked No. 3 on the team with eight starts ... Stranded two of five inherited runners ... Posted one quality start ... Held opponents to three-or-fewer runs in 11 appearances, including three starts ... Issued two-or-fewer walks in 12 outings, including five starts.

Career Statistics

* - at Western Kentucky (2022)

	ERA	W-L	App	GS	CG	SHO/CBO	SV	IP	H	R	ER	BB	SO	2B	3B	HR	BF	BAA	WP	HBP	BK	SFA	SHA
2022*	6.00	1-6	16	8	0	0/0	0	33.0	27	32	22	27	32	8	1	4	165	.209	7	7	0	2	0
CAREER	6.00	1-6	16	8	0	0/0	0	33.0	27	32	22	27	32	8	1	4	165	.209	7	7	0	2	0



45 | RHP 

AYDAN DECKER-PETTY
R/R | 6-5 | 180 | Fr.
New Castle, Ind.
New Castle

Sport Marketing & Management


Career Highs

Prep/Personal

Played for head coach Josh Cooper at New Castle High School, where he was a four-year letterwinner ... Rated the No. 149 right-handed pitcher nationally by Perfect Game ... Tabbed No. 6 overall and No. 4 right-handed pitcher in Indiana by Perfect Game ... Garnered high honorable mention All-America from Perfect Game as a junior and senior ... Named first-team All-Central Region as a senior ... Tabbed second-team All-Central Region as a junior and honorable mention All-Central Region as a sophomore per Perfect Game... Earned all-state honors as a junior and senior ... Also lettered once in basketball ... Son of Traci Decker-Petty ... Born on February 17, 2004 ... Has one older brother, Dylan, who is an Indiana graduate.

Career Statistics



51 | RHP 

**BRAYDEN
RISEDORPH**

R/R | 6-3 | 230 | Fr.
Kendallville, Ind.
East Noble

Exercise Science

Prep/Personal
Played for head coach Aaron Desmonds at East Noble High School, where he was a three-year letterwinner ... Rated the No. 221 overall prospect and No. 66 right-handed pitcher nationally by Perfect Game ... Slotted as the No. 4 prospect and No. 2 right-handed pitcher in Indiana by Perfect Game ... Named first-team All-Central Region as a senior per Perfect Game ... Honorable mention All-Central Region as a junior according to Perfect Game ... Tabbed honorable mention Class 4A all-state by the Indiana High School Baseball Coaches Association as a senior ... Appeared in eight games as a senior with 38 2/3 innings pitched ... Struck out 74 batters ... Logged 35 innings with 60 strikeouts over eight appearances as a junior ... Son of Iole and Randy Risedorph ... Born on July 30, 2003 ... Has three older brothers, AJ, Ryan and Eric ... Older brother, AJ, lettered in baseball at IPFW ... Older brother, Ryan, lettered in baseball at Vincennes University.

Career Highs

Career Statistics



55 | RHP 

**WES
BURTON**

R/R | 6-8 | 235 | Gr.
Santa Monica, Calif.
Windward School (Ole Miss)

Online Teaching & Learning (master's)

Career Notes & Records
Appeared in 24 career games on the mound with one start at Ole Miss ... Owns 43 strikeouts to 26 walks over 26 1/3 innings of work in his career ... Opponents own a .172 batting average ... Earned bachelor's degree in business from Ole Miss in Spring 2022.

2022 Season
Season: Made five appearances, all in relief ... Did not allow a run of his own in three of five appearances ... Stranded lone inherited runner ... Held opponents to three-or-fewer runs in all five outings ... Fanned three-or-more batters in one appearance ... Issued two-or-fewer walks in four outings ... Part of the program that won the 2022 College World Series.

Career Highs * - at Ole Miss (2020-22)

Innings Pitched	2 2/3 *	vs. Arkansas, 5/29/21
Most Hits	3 *	LSU, 4/23/21
Fewest Hits	0 *	13 Times; Last Southeast Missouri State, 4/19/22
Most Runs	3 *	at Texas A&M, 5/8/21
Fewest Runs	0 *	15 Times; Last Southeast Missouri State, 4/19/22
Most Earned Runs	3 *	at Texas A&M, 5/8/21
Fewest Earned Runs	0 *	16 Times; Last Southeast Missouri State, 4/19/22
Walks	3 *	3 Times; Last North Alabama, 3/29/22
Strikeouts	4 *	vs. Arkansas, 5/29/21
Wild Pitches	1 *	2 Times; Last Little Rock, 5/12/21
Hit-by-Pitch	2 *	Southern Miss, 2/25/20
Total Pitches	56 *	at Texas A&M, 5/8/21

Career Statistics * - at Ole Miss (2020-22)

	ERA	W-L	App	GS	CG	SHO/CBO	SV	IP	H	R	ER	BB	SO	2B	3B	HR	BF	BAA	WP	HBP	BK	SFA	SHA
2020*	1.42	1-0	4	1	0	0/0	0	6.1	3	1	1	5	7	1	0	0	29	.136	0	2	0	0	0
2021*	3.57	0-0	15	0	0	0/0	0	17.2	12	8	7	13	31	3	0	2	78	.188	2	1	0	0	0
2022*	15.43	0-0	5	0	0	0/0	0	2.1	1	4	4	8	5	0	0	1	15	.143	0	0	0	0	0
CAREER	4.10	1-0	24	1	0	0/0	0	26.1	16	13	12	26	43	4	0	3	122	.172	2	3	0	0	0

Media Roster



1 | Phillip Glasser
IF | L/R | Sr.+
Tallmadge, Ohio



2 | Luke Hayden
RHP | R/R | So.
Bloomington, Ind.



3 | Carter Mathison
OF | L/L | So.
Fort Wayne, Ind.



4 | Hunter Jesse
OF | L/L | Sr.
South Lebanon, Ohio



5 | Devin Taylor
OF | L/R | Fr.
Cincinnati, Ohio



6 | Peter Serruto
C | R/R | Sr.+
Short Hills, N.J.



7 | Ethan Vecrumba
OF | L/R | Sr.
Bloomington, Ind.



8 | Tyler Cerny
IF | R/R | Fr.
Greenwood, Ind.



9 | Brock Tibbitts
C | R/R | So.
New Albany, Ohio



10 | Morgan Colopy
OF | R/R | R-Jr.
Centerville, Ohio



11 | Jorge De Goti
IF | R/R | So.
Miami, Fla.



12 | Craig Yoho
RHP | R/R | R-Sr.
Fishers, Ind.



14 | Connor Foley
RHP | R/R | Fr.
Jasper, Ind.



15 | Austin Bode
C | L/R | So.
Columbus, Ind.



16 | Bobby Whalen
OF | R/R | R-Jr.
Camp Hill, Pa.



18 | Grant Holderfield
LHP | L/L | So.
Oak Park, Ill.



19 | Evan Goforth
IF | R/R | So.
Greenville, Ind.



23 | Joey Brenzewski
IF | S/R | Fr.
Fishers, Ind.



27 | Brooks Ey
RHP | R/R | Jr.
Philadelphia, Pa.



28 | Sam Murrison
OF | R/R | Jr.
Boca Raton, Fla.



29 | Ryan Kraft
LHP | L/L | So.
Mokena, Ill.



30 | Seti Manase
RHP | R/R | Jr.
Puyallup, Washington



31 | Evan Whiteaker
RHP | R/R | Fr.
West Chester, Ohio



32 | Josh Pyne
IF | R/R | So.
Bloomfield, Ind.



33 | AJ Shepard
C | R/R | Fr.
Manassas, Va.



34 | Gabe Levy
RHP | L/R | Gr.+
Seattle, Wash.



35 | Matthew Ellis
C | L/R | R-Jr.
Waddy, Ky.



36 | Riley Langerman
C | R/R | Sr.+
Parker, Colo.



37 | Luke Sinnard
RHP | R/R | So.
Hendersonville, Tenn.



38 | Cooper Katskee
RHP | R/R | Fr.
Greenwood Village, Colo.



39 | Nathan Ball
LHP | L/L | Sr.
Perrysburg, Ohio



40 | Ethan Phillips
RHP | S/R | Fr.
Dunedin, Fla.



41 | Ty Bothwell
LHP | L/L | R-Jr.
Hebron, Ind.



42 | Ben Seiler
LHP | R/L | Sr.+
Albany, N.Y.



43 | Adrian Vega
RHP | R/R | So.
Miramar, Fla.



44 | Cooper Hellman
RHP | R/R | So.
Goshen, Ky.



45 | Aydan Decker-Petty
RHP | R/R | Fr.
New Castle, Ind.



51 | Brayden Risedorff
RHP | R/R | Fr.
Kendallville, Ind.



55 | Wes Burton
RHP | R/R | Gr.
Santa Monica, Calif.



22 | Jeff Mercer
Head Coach
Fourth Season



24 | Derek Simmons
Recruiting Coordinator
Third Season



25 | Dustin Glant
Pitching Coach
First Season



13 | Zach Weatherford
Volunteer Assistant Coach
First Season