



# 2021

# MARYLAND FOOTBALL



## GAME INFO

**TELEVISION** **BIG TEN NETWORK**  
Chris Vosters (pxp)  
Matt Millen (color)  
Krystle Rich (sideline)

## MARYLAND SPORTS RADIO NETWORK

Johnny Holliday (pxp) / 43rd season  
Steve Suter (analyst) / 1st season  
105.7FM (Balt.) / 980AM (DC)  
Maryland Statewide Radio Network  
One Maryland App / Audacy Radio App  
XM 196 / Sirius 119

## 2021 SCHEDULE

DATE	OPPONENT	TIME
S4	WEST VIRGINIA (ESPN)	W, 30-24
S11	HOWARD (BTN)	W, 62-0
S17	at Illinois * (FS1)	W, 20-17
S25	KENT STATE (BTN)	W, 37-16
O1	#5 IOWA* (FS1)	L, 14-51
O9	at #7 Ohio State* (FOX)	L, 17-66
O23	at Minnesota * (ESPN2)	L, 16-34
O30	INDIANA *^ (BTN)	12:00 p.m.
N6	PENN STATE *	TBA
N13	at Michigan State*	TBA
N20	MICHIGAN *	TBA
N27	at Rutgers *	TBA

ALL CAPS indicates home game; ^ homecoming,

\*Big Ten game

## SERIES NOTABLES

- Four of the last five games between Maryland and Indiana have been decided by six points or less, including the last two played in College Park (34-28 Indiana in 2019 & 42-39 Maryland in 2017).
- Maryland has averaged 30.6 points against the Hoosiers since the Terps joined the Big Ten in 2014.
- The Terps defeated Indiana, 37-15, in their first ever game as members of the Big Ten on September 27, 2014.
- S **Jordan Mosley** tallied a career-best 12 tackles in last season's game against Indiana (11/28/20), including a pass breakup and 0.5 tackles for loss.

## SETTING THE STAGE

### MARYLAND

Record: 4-3 (1-3 B1G)  
Head Coach: Michael Locksley (Towson '92)  
Top Passer: Taulia Tagovailoa (Jr.) / 172-242-8 / 1965 yards / 15 TDs  
Top Rusher: Tayon Fleet-Davis (R-Sr.) / 359 yards / 5.7 y/c / 5 TDs  
Top Receiver: Rakim Jarrett (So.) / 26 rec. / 275 yds / 5 TDs  
Top Tackler: Nick Cross (Jr.) / 41 total tackles / 4 PBUs / 2 INTs

### INDIANA

Record: 2-5 (0-4 B1G)  
Head Coach: Tom Allen (Northern Illinois, '03)  
Top Passer: Michael Penix Jr. (R-Jr.) / 87-162-7 / 939 yards / 4 TDs  
Top Rusher: Stephen Carr (Gr.) / 452 yards / 3.5 y/c / 4 TDs  
Top Receiver: Ty Fryfogle (Sr.) / 34 rec. / 367 yds / 1 TD  
Top Tackler: Micah McFadden (Sr.) / 42 total tackles / 12 TFLs

## WHAT YOU NEED TO KNOW

1

The University of Maryland football team is set to host Big Ten East foe Indiana on Saturday, October 30. The game is set to kick at Noon and will be broadcast on Big Ten Network and the Maryland Sports Radio Network.

7

In his time as a Terp beginning in 2020, QB **Taulia Tagovailoa** has averaged 270.5 passing yards per game, the seventh-highest over that time span of any Power Five quarterback that has played in 2020 & 2021 and the most in the Big Ten. Tagovailoa, who has totaled 2,976 yards in 11 game as a Terp, trails only Virginia's Brennan Armstrong (313.9 per game), Ole Miss' Matt Corral (308.8 per game), Pittsburgh's Kenny Pickett (290.3), USC's Kedon Slovis (287.6 per game), UNC's Sam Howell (286.2 per game) and Mississippi State's Will Rogers (282.8). Tagovailoa is 14th in the country and second in the Big Ten, averaging 280.7 passing yards per game this season and is on pace to set the all-time Maryland record for passing yards in a season (Scott Milanovich, 3,499 in 1993).

9

DB **Jakorian Bennett** stands ninth in the country and first in the Big Ten with 1.3 pass breakups per game and has the most per game of any Power Five player. In only six games played, Bennett has eight total pass breakups (six pass breakups and two interceptions), the second-most of any Power Five player (Kyu Blu Kelly, Stanford).

63

Maryland has won 63-percent of its homecoming games all-time, a 59-35-4 record. The Terps have won four of their past five homecoming games, defeating Purdue in 2016, Indiana in 2017, Rutgers in 2018 and Minnesota last season, while falling to Michigan in 2019. This will be the second time the Terps have hosted Indiana for homecoming, defeating the Hoosiers, 42-39, in 2017 behind two fourth quarter touchdown runs by Jake Funk.

2001

Maryland's homecoming football game will be a celebration of the 2001 ACC Champion Terrapins. Twenty seasons ago, under then-first year head coach Ralph Friedgen, the Terps captured the attention of the nation by winning a conference championship for the first time since 1985 and playing in the Orange Bowl in posting a 10-2 overall record. The Terps will welcome back many members of that 2001 team including ACC Player of the Year E.J. Henderson and ACC Coach of the Year Ralph Friedgen. Current head coach Michael Locksley was a member of that staff, serving as the running backs coach and recruiting coordinator.

## STREAKS

**Starts on Offense:** OL Spencer Anderson & OL Johari Branch (12)  
**Starts on Defense:** DL Ami Finau & S Jordan Mosley (12)  
**Starts with a Passing Touchdown:** QB Taulia Tagovailoa (10)  
**Games with a Pass Breakup:** DB Tarheeb Still (5)  
**Wins when Maryland commits no turnovers:** 9

## SOCIAL MEDIA

**Twitter:** @TerpsFootball  
@CoachLocks  
**Instagram:** @TerpsFootball  
@CoachLocks  
**Facebook:** /MarylandFootball  
**YouTube:** /MarylandAthletics

## CONTACT

**Dustin Semonavick**  
(Asst. AD/FB Communications)  
Email: dustin@umd.edu  
O: 301-314-7065 // C: 757-544-8393  
**Ben Kessler**  
(Secondary Football)  
Email: bkessler1@umd.edu  
O: 301-314-7068 // C: 908-770-3059

## ON THE OFFENSE

## By The Numbers

1

QB **Taulia Tagovailoa** has been one of the best quarterbacks in the Big Ten through seven weeks of play, **leading** the conference and ranking seventh in the country with a 71.1-percent completion percentage. A top-25 candidate for the Johnny Unitas Golden Arm Award, Tagovailoa also stands ninth in the country and leads the Big Ten in completions per game (24.57), ranks second in the league and top-20 in the FBS in passing yards per game (280.7) and passing yards (1,965) and stands third in the Big Ten and top-25 in the FBS in passing touchdowns (15) and total offense (281.6).

4

QB **Taulia Tagovailoa** has tallied **four** 300-yard passing games in only 11 games as a Terp, already tying him with Chris Turner (2007-09), and John Kaleo (1991-92) for the third-most in program history. Tagovailoa is one behind Dan Henning (1985-87), who accomplished the feat five times and six behind Scott Milanovich (1992-95), who posted 10 300-yard games for the program record. Three of Tagovailoa's four 300-yard passing games have happened this season (384 vs. Kent St., 350 at Illinois & 332 vs. West Virginia), the most in the Big Ten and the fourth-most in a single season in program history, trailing only Milanovich (five in 1993), Kaleo (four in 1992) and Henning (four in 1986).

7

WR **Rakim Jarrett** has **seven** touchdown receptions in his first 11 games as a Terp, tied with Greg Hill (1982-84) for the most in program history. Jarrett has caught a touchdown pass in five of seven games this season (every game but Illinois (9/17) and Minnesota (10/23)). The sophomore's five touchdown grabs are the 39th most in the country and fifth most in the Big Ten. Jarrett hauled in a 43-yard touchdown at #7 Ohio State (10/9), a seven-yard score vs. #5 Iowa (10/1), a six-yard grab against Kent State (9/25), a 36-yard pass against Howard and a 60-yard game-sealing touchdown in the fourth quarter against West Virginia (9/4).

14

Maryland has **14** college graduates on its current roster who will be wearing a special commemorative patch on their uniforms for the remainder of their careers: OL **Spencer Anderson**, WR **Carlos Carriere**, WR **Brian Cobbs**, RB **Tayon Fleet-Davis**, OL **Evan Gregory**, WR **Darryl Jones**, WR **Jeshaun Jones**, LB **Ahmad McCullough**, TE **Chigoziem Okonkwo**, DL **Sam Okuayinonu** and DL **Lawtez Rogers** have all graduated from Maryland and are pursuing graduate degrees while LS **John Berard** graduated from Texas Tech, DL **Ernest Shockley III** graduated from Indiana (Pa.) and QB **Reece Udinski** graduated from VMI last year and are all taking a fifth year with the Terps.

18

The Terps are averaging 293.6 yards per game in the air, the **18th**-best passing yards per game total in the FBS and third-highest in the Big Ten, trailing only Ohio State (352.1) and Purdue (317.6). Maryland has over 250 yards passing in five-of-seven games this season and has at least one passing touchdown in every game.

## ON THE DEFENSE/SPECIAL TEAMS

## By The Numbers

1

Maryland has had 18 different players record at least one tackle for loss this season, the **most** in the Big Ten. The Terps are led by DL **Sam Okuayinonu** who has 7.5 tackles for loss, while eight additional players: LB **Durell Nchami**, DL **Ami Finau**, DL **Lawtez Rogers**, DL **Mosiah Nasili-Kite**, LB **Deshawn Holt**, DL **Greg Rose**, DB **Tarheeb Still**, LB **Ruben Hyppolite II** and DB **Isaiah Hazel** all have at least two tackles for loss.

2

The Terps have blocked **two** field goals this season (**Ami Finau** at Illinois, 9/17 & **Tarheeb Still** at Minnesota, 10/23), the 16th-most in the country and tied with Michigan, Nebraska and Penn State for most in the Big Ten. It is the fifth time in the last six seasons that Maryland has blocked at least two field goals over the course of a season.

9

K **Joseph Petrino** currently is tied with Steve Atkins (1975-78) for **ninth** all-time in Maryland history with 192 career points (27 field goals, 111 PATs). Petrino stands 11 points behind Steve Mike-Mayer (1972-74) for eighth all-time. The senior kicker is also fourth all-time in career PATs with 111 and seventh all-time in career points kicking. Petrino has knocked through nine field goals this season, including a 32-yard game winner to beat Illinois as time expired (9/17), earning him Big Ten Special Teams Player of the Week honors.

14

CB **Tarheeb Still** has **14** pass breakups through only 11 games as a Terp, the most by a player over his first 11 games since Domonique Foxworth also had 14 over the first 11 games of his career in 2001-02. As a freshman in 2020, Still led the nation in pass breakups per game, averaging two per game and eight on the season, the highest per game mark in program history. Still was selected to The Athletic's Freshman All-America Team, one of five defensive backs named to the team. The now-sophomore has six so far this season, including one in five straight games, the second-most on the team.

19

Maryland ranks 31st in the country and third in the Big Ten with **19** sacks through seven games, an average of 2.71 per game. The 19 sacks have been for a loss of 151 yards, the 18th-most sack yards in the country and second-most in the Big Ten, trailing only Ohio State's 176. The Terps 19 sacks are the most through the first seven games of a season since totaling 24 in 2015. DL **Sam Okuayinonu** has five solo sacks on the season, tied for most in the Big Ten. Okuayinonu's 45 sack yards are also the most in the Big Ten and 14th-most in the country.

42.9

P **Anthony Pecorella** currently stands third all-time in Maryland history, averaging **42.9** yards per punt (2,703 yards on 63 attempts), only behind two NFL punters in Brooks Barnard (1999-2002) and Adam Podlesh (2003-06). Pecorella is averaging 46.9 yards per punt this season (645 yards on 14 punts), which would be the highest single-season average in program history. The junior has booted eight of his 16 punts over 50 yards with two 56-yard punts and has pinned five inside the 20.

# 2021 MARYLAND FOOTBALL

## NUMERICAL ROSTER

No.	Name	Pos.	Ht.	Wt.	Cl.	Hometown / High School / Last School
0	Terrence Lewis	LB	6-3	190	Fr.	Opa-locka, FL / Miami Central
1	Marcus Fleming	WR	5-10	165	Fr.	Miami, FL / Miami Northwestern / Nebraska
2	Jakorian Bennett	DB	5-11	195	Sr.	Mobile, AL / McGill-Toolen HS / Hutchinson CC
2	DeaJaun McDougale	WR	5-11	175	So.	Boca Raton, FL / Deerfield Beach
3	Nick Cross	DB	6-1	215	Jr.	Bowie, MD / DeMatha Catholic
3	Taulia Tagovailoa	QB	5-11	200	Jr.	Ewa Beach, HI / Thompson / Alabama
4	Isaiah Jacobs	RB	5-11	225	So.	Tulsa, OK / Owasso
4	Demeioun Robinson	LB	6-4	250	Fr.	Gaithersburg, MD / Quince Orchard
5	Rakim Jarrett	WR	6-0	190	So.	Palmer Park, MD / St. John's College
6	Jeshaun Jones	WR	6-2	185	Jr.	Fort Myers, FL / South Fort Myers
6	Corey Coley Jr.	DB	6-2	180	Fr.	Jacksonville, FL / Trinity Christian Academy
7	Dontay Demus Jr.	WR	6-4	215	Sr.	Washington, DC / Friendship Collegiate
7	Jayon Venerable	DB	5-11	205	Fr.	Annapolis, MD / Archbishop Spalding
8	Tayon Fleet-Davis	RB	6-0	215	R-Sr.	Oxon Hill, MD / Potomac
9	Chigoziem Okonkwo	TE	6-3	250	Sr.	Powder Springs, GA / Hillgrove
10	Tyler Baylor	DL	6-4	265	Jr.	Silver Spring, MD / Good Counsel
10	Tai Felton	WR	6-1	185	Fr.	Ashburn, VA / Stone Bridge
10	Zachary Jackson	QB	6-0	195	Fr.	Aldie, VA / John Champe
11	Ruben Hyppolite II	LB	6-0	230	So.	Davie, FL / McArthur
11	Reece Udinski	QB	6-4	220	Sr.	North Wales, PA / North Penn / Virginia Military Institute
12	Tarheeb Still	DB	6-0	185	So.	Sicklerville, NJ / Timber Creek Regional
12	Ryan Duell	QB	6-3	220	Fr.	West Chester, PA / West Chester East
13	Peny Boone	RB	6-1	245	So.	Detroit, MI / Detroit Martin Luther King
14	Isaiah Hazel	DB	6-1	205	Jr.	Largo, MD / Wise
14	David Foust	QB	6-3	210	So.	Edgewater, MD / South River
15	Brian Cobbs	WR	6-2	210	Sr.	Alexandria, VA / Hayfield
16	Dino Tomlin	WR	6-0	190	So.	Pittsburgh, PA / Shady Side
17	Nick DeGennaro	WR	6-1	190	So.	Old Bridge, NJ / Hun School
18	Jordan Mosley	DB	6-1	205	Sr.	Havertown, PA / Haverford
18	CJ Dippre	TE	6-5	260	Fr.	Scranton, PA / Lakeland
19	Ahmad McCullough	LB	6-2	225	Jr.	Baltimore, MD / Mount Saint Joseph
19	Weston Wolff	TE	6-4	230	Fr.	Venice, FL / Venice
20	Dante Trader	DB	6-0	190	Fr.	Delmar, DE / McDonogh
21	Darryl Jones	WR	6-3	200	Sr.	Virginia Beach, VA / Princess Anne
21	Gereme Spraggins	LB	6-3	250	So.	Severn, MD / Arundel / Hutchinson CC
22	Eric Najarian	QB	6-4	210	Jr.	Crofton, MD / DeMatha Catholic
22	Osita Smith	LB	6-2	210	So.	Columbia, MD / Wilde Lake HS / Milford Academy
23	Fa'Najae Gotay	LB	6-0	220	Jr.	Fort Myers, FL / North Fort Myers
23	Colby McDonald	RB	5-11	210	Fr.	Accokeek, MD / St. John's College
24	Kenny Bennett	DB	6-3	200	Sr.	Philadelphia, PA / Academy at Palumbo
24	Roman Hemby	RB	6-0	200	Fr.	Edgewood, MD / John Carroll
25	Beau Brade	DB	6-1	200	So.	Clarksville, MD / River Hill
26	Justin Brown	TE	6-3	220	Sr.	Hillsborough, NJ / Hillsborough
27	Joseph Petrino	K	6-0	180	Sr.	Richmond Hill, GA / Richmond Hill
27	Devon Dickerson	DB	6-0	175	Sr.	Elkins Park, PA / Saint Joseph's Prep / Robert Morris
29	Devyn King	DB	5-11	180	So.	Rancho Palos Verdes, CA / Junipero Serra-Gardena
29	Challen Faamatau	RB	5-11	225	Sr.	Kalihi, HI / Farrington / Coffeyville Community College
30	Durell Nchami	LB	6-4	260	Jr.	Silver Spring, MD / Paint Branch
30	Danny Anderson	RB	6-0	195	Sr.	Upper Marlboro, MD / Arundel
31	Antwain Littleton II	RB	6-0	285	Fr.	Greenbelt, MD / St. John's College
32	Shane Mosley	DB	5-11	205	So.	Havertown, PA / Haverford
32	Rashard Jackson	RB	5-10	200	Sr.	Leonardtown, MD / St. Mary's Ryken / Lackawanna College
33	Deonte Banks	DB	6-2	205	Jr.	Baltimore, MD / Edgewood
33	Jha'mel Thorne	RB	5-11	200	Jr.	Frederick, MD / Frederick
34	Mosiah Nasili-Kite	DL	6-2	310	Jr.	Pittsburg, CA / Emerald Ridge / Independence CC
35	Kobi Thomas	LB	6-1	235	Jr.	Largo, MD / DeMatha Catholic
35	Joseph Bearn III	FB	6-1	280	Fr.	Huntingtown, MD / St. Frances Academy
36	Owura Berko	DB	6-0	195	Jr.	Crofton, MD / The Severn School
37	Lavonte Gater	DB	5-10	165	Jr.	Palmer Park, MD / Ballou
38	Glendon Miller	DB	6-3	195	So.	Orange Park, FL / Ridgeview
39	Deshawn Holt	LB	6-5	235	R-So.	Waldorf, MD / Westlake
40	Taizse Johnson	DL	6-1	310	Fr.	District Heights, MD / St. John's College
41	Rex Fleming	DB	5-11	195	So.	Owings, MD / Northern
41	Harrison Beattie	K	5-11	195	R-Fr.	Phoenix, MD / McDonogh / Oregon
42	Kameron Blount	LB	6-3	240	R-So.	Waldorf, MD / St. Charles
43	Brenden Segovia	P	6-1	230	Fr.	Los Angeles, CA / Oaks Christian School

## ALPHABETICAL ROSTER

No.	Name	Pos.
58	Akingbesote, Tommy	DL
63	Allen, Clayton	OL
30	Anderson, Daniel	RB
54	Anderson, Spencer	OL
33	Banks, Deonte	DB
10	Baylor, Tyler	DL
35	Bearn III, Joseph	FB
41	Beattie, Harrison	K
2	Bennett, Jakorian	DB
24	Bennett, Kenny	DB
57	Berard, John	LS
36	Berko, Owura	DB
42	Blount, Kameron	LB
89	Booker Jr., Anthony	DL
13	Boone, Peny	RB
25	Brade, Beau	DB
65	Branch, Johari	OL
26	Brown, Justin	TE
47	Brown, Maxwell	LB
49	Brownlee, David	LB
57	Bunyun, Isaac	DL
99	Burgess, Frankie	LB
48	Butler Jr., Terrance	LB
83	Carriere, Carlos	WR
15	Cobbs, Brian	WR
6	Coley Jr., Corey	DB
3	Cross, Nick	DB
17	DeGennaro, Nick	WR
7	Demus Jr., Dontay	WR
27	Dickerson, Devon	DB
18	Dippre, CJ	TE
12	Duell, Ryan	QB
71	Duncan, Jaelyn	OL
84	Dyches, Corey	TE
88	Ellis, DeJuan	WR
29	Faamatau, Challen	RB
72	Fagan, Conor	OL
10	Felton, Tai	WR
55	Finau, Ami	DL
64	Finger, Marcus	OL
8	Fleet-Davis, Tayon	RB
1	Fleming, Marcus	WR
41	Fleming, Rex	DB
45	Foggia, Jake	LS
85	Fontaine, Austin	TE
14	Foust, David	QB
37	Gater, Lavonte	DB
74	Glaze, Delmar	OL
69	Gorgas, Mitchell	OL
23	Gotay, Fa'Najae	LB
59	Gough, Ethan	LS
53	Greeley, Sean	LB
75	Green, Ja'Khi	OL
52	Gregory, Evan	OL
66	Harris, Aric	OL
14	Hazel, Isaiah	DB
24	Hemby, Roman	RB
81	Holloway, Kai	WR
39	Holt, Deshawn	LB
91	Howes, Jack	K/P
82	Husbands, Leron	TE
11	Hyppolite II, Ruben	LB
92	Jackson, Darrell	DL
86	Jackson, Malik	TE
32	Jackson, Rashard	RB
10	Jackson, Zachary	QB

# 2021 MARYLAND FOOTBALL

4	Jacobs, Isaiah	RB	44	Branden Jennings	LB	6-3	235	Fr.	Jacksonville, FL / Sandalwood
5	Jarrett, Rakim	WR	45	Jake Foggia	LS	5-11	230	R-Fr.	West Long Branch, NJ / Red Bank Catholic / Oregon
44	Jennings, Branden	LB	46	Greg Rose	DL	6-2	295	Sr.	Los Angeles, CA / DeMatha Catholic / Lackawanna College
40	Johnson, Taizse	DL	47	Maxwell Brown	LB	6-4	200	Fr.	Olney, MD / Sherwood
21	Jones, Darryl	WR	48	Terrance Butler Jr.	LB	6-3	225	Fr.	Baltimore, MD / Saint Frances Academy
6	Jones, Jashaun	WR	49	David Brownlee	LB	6-1	230	Sr.	Clinton, MD / Bishop McNamara
56	Kautai, TJ	LB	50	Alex Simet	LB	5-10	220	Jr.	Towson, MD / Towson
29	King, Devyn	DB	51	Jacob Purcell	DL	6-3	230	Jr.	Owings, MD / Northern
0	Lewis, Terrence	LB	52	Evan Gregory	OL	6-4	310	Jr.	Brandywine, MD / DeMatha Catholic
31	Littleton II, Antwain	RB	53	Sean Greeley	LB	6-0	220	Jr.	Havre de Grace, MD / Havre de Grace
76	Long, Kyle	OL	54	Spencer Anderson	OL	6-5	330	Jr.	Bowie, MD / Bishop McNamara
60	Love, Christopher	OL	55	Ami Finau	DL	6-2	320	Sr.	Kahuku, HI / Euleess Trinity / Independence CC
78	Lunsford, Mason	OL	56	TJ Kautai	LB	6-1	235	Sr.	Euleess, TX / Trinity HS / Independence CC
19	McCullough, Ahmad	LB	57	Isaac Bunyun	DL	6-3	300	So.	Accra, Ghana / High Point (MD)
23	McDonald, Colby	RB	57	John Berard	LS	5-11	240	Gr.	Lothian, MD / DeMatha Catholic / Texas Tech
2	McDougle, DeaJaun	WR	58	Tommy Akingbesote	DL	6-4	310	Fr.	Largo, MD / Charles Herbert Flowers
38	Miller, Glendon	DB	59	Ethan Gough	LS	6-1	205	Fr.	Owings, MD / DeMatha Catholic
70	Moran, Amelio	OL	60	Christopher Love	OL	6-3	315	So.	Miami Gardens, FL / American Heritage
18	Mosley, Jordan	DB	63	Clayton Allen	OL	6-5	325	Fr.	Huntingtown, MD / St. Mary's Ryken
32	Mosley, Shane	DB	64	Marcus Finger	OL	6-6	315	So.	Fort Myers, FL / Fort Myers
22	Najarian, Eric	QB	65	Johari Branch	OL	6-3	330	Sr.	Chicago, IL / Phillips Academy
34	Nasili-Kite, Mosiah	DL	66	Aric Harris	OL	6-2	310	So.	Pensacola, FL / Escambia / Hutchinson CC
30	Nchami, Durell	LB	67	Tommy Varhall	OL	6-8	315	Fr.	Overland Park, KS / IMG Academy
9	Okonkwo, Chigoziem	TE	68	Sean Wilkins	OL	6-4	310	So.	Gambrills, MD / Arundel
97	Okuayinonu, Sam	DL	69	Mitchell Gorgas	OL	6-3	300	So.	Shrewsbury, MA / IMG Academy
73	Onwuazor, Bruno	OL	70	Amelio Moran	OL	6-5	310	Jr.	Virginia Beach, VA / Princess Anne / Lackawanna College
98	Pecorella, Anthony	P	71	Jaelyn Duncan	OL	6-6	320	Jr.	New Carrollton, MD / St. Frances Academy
77	Perkins, Zach	OL	72	Conor Fagan	OL	6-8	285	So.	Clarksburg, MD / Gonzaga College
27	Petrino, Joseph	K	73	Bruno Onwuazor	OL	6-10	310	Fr.	Bladensburg, MD / Charles Herbert Flowers
90	Porter, Andre	DL	74	Delmar Glaze	OL	6-5	305	So.	Charlotte, NC / West Mecklenburg
51	Purcell, Jacob	DL	75	Ja'Khi Green	OL	6-5	310	So.	Palmer Park, MD / St. Frances Academy
4	Robinson, Demeioun	LB	76	Kyle Long	OL	6-5	325	Fr.	St. Louis, MO / Hazelwood Central
95	Rogers, Lawtez	DL	77	Zach Perkins	OL	6-5	330	So.	Tampa, FL / Berkeley Preparatory School
46	Rose, Greg	DL	78	Mason Lunsford	OL	6-7	305	So.	Olney, MD / Good Counsel
43	Segovia, Brenden	P	81	Kai Holloway	WR	5-10	175	Fr.	Rockville, MD / Walter Johnson
98	Shockey III, Ernest	DL	82	Leron Husbands	TE	6-3	230	Fr.	Seat Pleasant, MD / Archbishop Carroll
96	Shockey, Zion	DL	83	Carlos Carriere	WR	6-5	200	Sr.	Alpharetta, GA / Alpharetta HS
50	Simet, Alex	LB	84	Corey Dyches	TE	6-2	220	So.	Oxon Hill, MD / Potomac
22	Smith, Osita	LB	85	Austin Fontaine	TE	6-3	260	Jr.	Waldorf, MD / DeMatha Catholic
87	Smith, Robert	WR	86	Malik Jackson	TE	6-3	230	So.	Laurel, MD / Meade
99	Spangler, Colton	P	87	Robert Smith	WR	6-1	190	Fr.	Houston, TX / Strake Jesuit College Preparatory
21	Spraggins, Gereme	LB	88	DeJuan Ellis	WR	5-11	180	Jr.	Accokeek, MD / McDonogh School / Virginia Tech
12	Still, Tarheeb	DB	89	Anthony Booker Jr.	DL	6-4	320	So.	Cincinnati, OH / Winton Woods
3	Tagovailoa, Taulia	QB	90	Andre Porter	DL	6-3	325	Fr.	Washington, DC / Washington
35	Thomas, Kobi	LB	91	Almosse Titi	DL	6-1	300	Jr.	Tampa, FL / Jefferson / Iowa Western CC
33	Thorne, Jha'mel	RB	91	Jack Howes	K/P	6-0	195	Fr.	Orlando, FL / Edgewater
91	Titi, Almosse	DL	92	Darrell Jackson	DL	6-6	300	Fr.	Havana, FL / Gadsden County
16	Tomlin, Dino	WR	93	Riyad Wilmot	DL	6-3	255	So.	Ft. Lauderdale, FL / St. Thomas Aquinas
20	Trader, Dante	DB	95	Lawtez Rogers	DL	6-4	270	Sr.	Landover, MD / Eleanor Roosevelt
11	Udinski, Reece	QB	96	Zion Shockey	DL	6-3	250	Fr.	Berlin, MD / St. Frances Academy
67	Varhall, Tommy	OL	97	Sam Okuayinonu	DL	6-2	280	Gr.	Lowell, MA / Lowell / Mesabi Range CC
7	Venerable, Jayon	DB	98	Anthony Pecorella	P	6-3	190	Jr.	Malverne, NY / Chaminade
68	Wilkins, Sean	OL	98	Ernest Shockey III	DL	6-2	295	Sr.	Berlin, MD / Stephen Decatur / Indiana (Pa.)
93	Wilmot, Riyad	DL	99	Colton Spangler	P	6-0	185	Jr.	Pasadena, MD / Chesapeake
19	Wolff, Weston	TE	99	Frankie Burgess	LB	6-2	225	So.	Pahokee, FL / Pahokee

## Pronunciation Guide

Tommy Akingbesote	Ah-king-beh-so-tay
Beau Beade	Bo
Johari Branch	Joe-hah-ree
Carlos Carriere	Carrier
Nick DeGennaro	DEE-Gennaro
Dontay Demus Jr.	DEE-miss
CJ Dippre	Dih-pree
Ryan Duell	Duel
Corey Dyches	Dye-Chiss
Dejuan Ellis	Deh-Juan
Challen Faamatau	Fah-ah-mah-tau

Tai Felton	Tie
Ami Finau	Aw-mee Fee-now
Tayon Fleet-Davis	Tay-on
Lavonte Gater	LAY-von-tay GAY-ter
Mitchell Gorgas	Gor-Giss
Fa'Najae Gotay	Fah-nah-jay GO-tay
Ja'Khi Green	Jah-kie
Ruben Hyppolite	Hippo-light
Rakim Jarrett	Rah-kim
Taizse Johnson	Tie-chay
Jashaun Jones	Jay-shawn
Antwain Littleton II	Ann-twon

Deajuan McDougle	Day-jaun
Amelion Moran	More-ann
Mo Nasili-Kite	Nah-sillee Kee-tay
Durell Nchami	Cham-ee (n is silent)
Chigoziem Okonkwo	Chiggo-zem OH-konk-woe
Sam Okuayinonu	oh-KOO-whan-ohh
Demeioun Robinson	Dame-ee-onn
Osita Smith	Oh-see-tah
Gereme Spraggins	Jeremy
Taulia Tagovailoa	TAU-leah tongue-uh-vai-LO-uh
Almosse Titi	Almost (without the T) Tee-tee
Riyad Wilmot	Ree-yad

## DEPTH CHART

(Game Eight)

## OFFENSE

<b>X</b>	<b>21 (d)</b>	<b>Darryl Jones</b>	<b>6-3</b>	<b>200</b>	<b>Sr.</b>
	83	Carlos Carriere	6-5	200	Sr.
<b>Z</b>	<b>15</b>	<b>Brian Cobbs</b>	<b>6-2</b>	<b>210</b>	<b>Sr.</b>
	16	Dino Tomlin	6-0	190	So.
<b>H</b>	<b>5</b>	<b>Rakim Jarrett</b>	<b>6-0</b>	<b>190</b>	<b>So.</b>
	1	Marcus Fleming	5-10	165	Fr.
<b>Y</b>	<b>9</b>	<b>Chigoziem Okonkwo</b>	<b>6-3</b>	<b>250</b>	<b>Sr.</b>
	84	Corey Dyches	6-2	220	So.
<b>LT</b>	<b>71</b>	<b>Jaelyn Duncan</b>	<b>6-6</b>	<b>320</b>	<b>Jr.</b>
	74	Delmar Glaze	6-5	305	So.
<b>LG</b>	<b>78</b>	<b>Mason Lunsford</b>	<b>6-7</b>	<b>305</b>	<b>So.</b>
	75	Ja'Khi Green	6-5	310	So.
<b>OR</b>	<b>60</b>	<b>Khristopher Love</b>	<b>6-3</b>	<b>315</b>	<b>So.</b>
<b>C</b>	<b>66</b>	<b>Aric Harris</b>	<b>6-2</b>	<b>310</b>	<b>So.</b>
	65	Johari Branch	6-3	330	Sr.
<b>RG</b>	<b>65</b>	<b>Johari Branch</b>	<b>6-3</b>	<b>330</b>	<b>Sr.</b>
	52	Evan Gregory	6-4	310	Jr.
<b>OR</b>	<b>70</b>	<b>Amelio Moran</b>	<b>6-5</b>	<b>310</b>	<b>Jr.</b>
<b>RT</b>	<b>54</b>	<b>Spencer Anderson</b>	<b>6-5</b>	<b>330</b>	<b>Jr.</b>
	70	Amelio Moran	6-5	310	Jr.
<b>RB</b>	<b>8</b>	<b>Tayon Fleet-Davis</b>	<b>6-0</b>	<b>205</b>	<b>R-Sr.</b>
	13	Peny Boone	6-1	245	So.
<b>OR</b>	<b>4 (d)</b>	<b>Isaiah Jacobs</b>	<b>5-11</b>	<b>225</b>	<b>So.</b>
<b>QB</b>	<b>3 (d)</b>	<b>Taulia Tagovailoa</b>	<b>5-11</b>	<b>200</b>	<b>Jr.</b>
	11 (d)	Reece Udinski	6-4	220	Sr.

## DEFENSE

<b>END</b>	<b>97</b>	<b>Sam Okuayinonu</b>	<b>6-2</b>	<b>280</b>	<b>Gr.</b>
	10 (d)	Tyler Baylor	6-4	265	Jr.
<b>NOSE</b>	<b>55</b>	<b>Ami Finau</b>	<b>6-2</b>	<b>320</b>	<b>Sr.</b>
	89	Anthony Booker Jr.	6-4	320	So.
<b>TACKLE</b>	<b>34</b>	<b>Mosiah Nasili-Kite</b>	<b>6-2</b>	<b>310</b>	<b>Jr.</b>
<b>OR</b>	<b>46</b>	<b>Greg Rose</b>	<b>6-2</b>	<b>295</b>	<b>Sr.</b>
<b>JACK</b>	<b>95</b>	<b>Lawtez Rogers</b>	<b>6-4</b>	<b>270</b>	<b>Sr.</b>
	97	Sam Okuayinonu	6-2	280	Gr.
<b>OR</b>	<b>4 (d)</b>	<b>Demeioun Robinson</b>	<b>6-3</b>	<b>240</b>	<b>Fr.</b>
<b>MIKE</b>	<b>11 (d)</b>	<b>Ruben Hyppolite II</b>	<b>6-0</b>	<b>230</b>	<b>So.</b>
	35 (d)	Kobi Thomas	6-1	235	Jr.
<b>WILL</b>	<b>44</b>	<b>Branden Jennings</b>	<b>6-3</b>	<b>235</b>	<b>Fr.</b>
<b>OR</b>	<b>19 (d)</b>	<b>Ahmad McCullough</b>	<b>6-2</b>	<b>225</b>	<b>Jr.</b>
<b>SAM</b>	<b>39</b>	<b>Deshawn Holt</b>	<b>6-5</b>	<b>235</b>	<b>So.</b>
	4 (d)	Demeioun Robinson	6-3	240	Fr.
<b>CB</b>	<b>12 (d)</b>	<b>Tarheeb Still</b>	<b>6-0</b>	<b>185</b>	<b>So.</b>
	24 (d)	Kenny Bennett	6-3	200	Sr.
<b>S</b>	<b>3 (d)</b>	<b>Nick Cross</b>	<b>6-1</b>	<b>215</b>	<b>Jr.</b>
	20	Dante Trader	6-0	190	Fr.
<b>S</b>	<b>18 (d)</b>	<b>Jordan Mosley</b>	<b>6-1</b>	<b>205</b>	<b>Sr.</b>
	25	Beau Brade	6-1	200	So.
<b>CB</b>	<b>2 (d)</b>	<b>Jakorian Bennett</b>	<b>5-11</b>	<b>195</b>	<b>Sr.</b>
	6 (d)	Corey Coley Jr.	6-2	180	Fr.
<b>NICKEL</b>	<b>14 (d)</b>	<b>Isaiah Hazel</b>	<b>6-1</b>	<b>205</b>	<b>Jr.</b>
<b>OR</b>	<b>12 (d)</b>	<b>Tarheeb Still</b>	<b>6-0</b>	<b>185</b>	<b>So.</b>

## CAREER START CHART

## OFFENSE

Player	'18	'19	'20	'21	Strk.	Car.
Anderson	-	1	5	7	12	13
Branch	-	-	5	7	12	12
Carriere	-	2	1	-	-	3
Cobbs	2	3	5	-	-	10
Duncan	-	11	5	6	6	22
Dyches	-	-	-	1	1	1
Fleet-Davis	1	0	0	7	7	8
Glaze	-	-	-	1	-	1
Gregory	-	0	1	-	-	1
Harris	-	-	-	7	7	7
Jarrett	-	-	4	7	7	11
D. Jones	0	8	1	7	7	16
Lunsford	-	-	1	7	8	8
Moran	-	-	1	-	-	1
Okonkwo	4	3	-	7	7	14
Tagovailoa	-	-	4	7	7	11

## DEFENSE

Player	'18	'19	'20	'21	Strk.	Car.
J. Bennett	-	-	2	6	1	8
K. Bennett	-	-	2	3	-	5
Coley Jr.	-	-	-	1	-	1
Cross	-	5	3	7	8	15
Finau	-	-	5	7	12	12
Hazel	-	-	-	1	1	1
Holt	-	-	2	-	-	2
Hyppolite	-	-	1	7	7	8
Jennings	-	-	-	3	-	3
McCullough	-	-	2	2	2	4
Mosley	-	7	5	7	12	19
Nasili-Kite	-	-	4	2	2	6
Okuayinonu	-	1	4	7	11	12
Rogers	-	2	3	6	1	11
Rose	-	-	-	5	-	5
Still	-	-	4	7	8	11
Thomas	-	-	-	1	-	1

## SPECIALISTS



<b>K</b>	<b>27 (d)</b>	<b>Joseph Petrino</b>	<b>6-0</b>	<b>180</b>	<b>Sr.</b>
	41	Harrison Beattie	5-11	195	R-Fr.
<b>P</b>	<b>98 (d)</b>	<b>Anthony Pecorella</b>	<b>6-3</b>	<b>190</b>	<b>So.</b>
<b>OR</b>	<b>99 (d)</b>	<b>Colton Spangler</b>	<b>6-0</b>	<b>185</b>	<b>So.</b>
<b>LS</b>	<b>57</b>	<b>John Berard</b>	<b>6-2</b>	<b>240</b>	<b>Gr.</b>
	59 (d)	Ethan Gough	6-1	205	Fr.
<b>H</b>	<b>99 (d)</b>	<b>Colton Spangler</b>	<b>6-0</b>	<b>185</b>	<b>So.</b>
<b>KR</b>	<b>5</b>	<b>Rakim Jarrett</b>	<b>6-0</b>	<b>190</b>	<b>So.</b>
	1	Marcus Fleming	5-10	165	Fr.
<b>PR</b>	<b>12 (d)</b>	<b>Tarheeb Still</b>	<b>6-0</b>	<b>185</b>	<b>So.</b>
	5	Rakim Jarrett	6-0	190	So.
<b>OR</b>	<b>2 (d)</b>	<b>DeaJaun McDougle</b>	<b>5-11</b>	<b>175</b>	<b>So.</b>

Note: "ORs" are all listed alphabetically

## PROJECTED STARTERS: OFFENSE

QB 3		<b>TAULIA TAGOVAILOA • 5-11 • 200 • JR.</b> 2020 Honorable Mention All-Big Ten; 2021 Maxwell Award Watch List; 2021; Johnny Unitas Golden Arm Top-25 Candidate Ranks seventh in the country and leads the Big Ten with a 71.1 percent completion percentage; 12th-highest rated QB in FBS by PFF (90.1) 2021 Stat Line: 172-242 passing for 1,965 yards, 15 TDs; Most passing yards by a Terp through six games since Scott Milanovich in 1993 2020 Stat Line: 75-of-122 passing for 1,011 yards, 7 TDs and 7 INTs; Led B1G yards per completion (13.48)
RB 8		<b>TAYON FLEET-DAVIS • 6-0 • 215 • R-SR.</b> 2021 Doak Walker Award Watch List; Career Stats: 210 carries, 978 yards, 4.7 ypc, 12 TDs; 38 receptions, 389 yards, 4 TDs Has touchdown in four of seven games this season (Howard, 9/11, Illinois, 9/17, Kent State, 9/25, Minnesota, 10/23) Scored game-tying TD at Illinois as part of 2 TD performance; Posted a career-high 123 yards on 18 carries in win over WVU
WR 21		<b>DARRYL JONES • 6-3 • 200 • SR.</b> Career Stats: 39 receptions, 502 yards Caught a career-best five passes for 66 yards in win at Illinois (9/17) 2021 Stat Line: 15 receptions, 149 yards
WR 15		<b>BRIAN COBBS • 6-2 • 210 • SR.</b> 2021 Wuerffel Trophy Watch List Has appeared in 35 games with 11 starts; Started in all five games last season Career Stats: 43 receptions, 635 yards, 1 TD Totalled 13 receptions for 188 yards and a touchdown reception in 2020
WR 5		<b>RAKIM JARRETT • 6-0 • 190 • SO.</b> 2020 Honorable Mention All-Big Ten; Big Ten Freshman of the Week (11/9/20); PFF True Freshman of the Week (11/9) 2021 Stat Line: 26 receptions for 375 yards with five touchdowns Has most receiving TDs over first 11 games of Maryland career in program history Five receiving touchdowns rank top-40 in FBS and fifth in Big Ten
T 71		<b>JAELYN DUNCAN • 6-6 • 320 • JR.</b> 2020 Honorable Mention All-Big Ten Has started 23 games at left tackle Helps block for 18th ranked passing offense in country, averaging 293.6 yards per game
G 78		<b>MASON LUNSFORD • 6-7 • 305 • SO.</b> Has started all seven games at left guard this season Blocks for Big Ten's leader in completion percentage, QB Taulia Tagovailoa Part of PFF Offensive Line of the Week for team's effort vs. Kent State
C 66		<b>ARIC HARRIS • 6-2 • 310 • SO.</b> Started first seven games as a Terp at center; blocked for Taulia Tagovailoa, who ranks 14th in country with 280.7 passing yards per game Part of offensive line that blocks for top-20 passing offense in FBS, averaging 293.6 yards per game Transfer from Hutchinson Community College, where he played two seasons 2021 NJCAA National Champs
T 54		<b>SPENCER ANDERSON • 6-5 • 330 • JR.</b> Has played in 23 of the last 24 games and has started in 12 straight games PFF Right Tackle of the Week (9/26) Protects for Taulia Tagovailoa, who has thrown for 2,976 yards in just 11 games as a Terp 2020-21 Big Ten Distinguished Scholar
G 65		<b>JOHARI BRANCH • 6-3 • 330 • JR.-TR</b> Has started 12 straight games for the Terps, this year taking over the right guard spot Part of offensive line that blocks for top-20 passing offense in FBS, averaging 293.6 yards per game Transferred to Maryland from Independence Community College; Rated the No. 2 JUCO offensive guard in the nation by JCGridiron.com Won the 2019 Jayhawk Championship at Independence Community College
TE 9		<b>CHIGOZIEM OKONKWO • 6-3 • 250 • SR</b> 2022 Reese's Senior Bowl Watch List; 2020 & 2021 John Mackey Award Watch List Led Terps with five receptions for 56 yards at #7 Ohio State (10/9); Scored a TD in first two games of season and vs. #5 Iowa (10/1) Career Stats: 42 receptions, 437 receiving yards, 6 TDs Member of the Big Ten's Anti-Hate and Anti-Racism Coalition; Earned his degree in Kinesiology


## OTHER NOTABLES

WR 83		<b>CARLOS CARRIERE • 6-5 • 200 • SR.</b> Has appeared in 21 games with three starts Career Stats: 21 receptions, 225 yards, 3 TDs Caught TDs vs. Howard (9/11) and in last game at #7 Ohio State (11/9) Earned first start of season at #12 Indiana, catching two passes for 27 yards and converting a two-point conversion
TE 84		<b>COREY DYCHES • 6-2 • 220 • SO.</b> 2021 Stats: 12 receptions for 127 yards, 1 TD Earned first start last week at Minnesota (10/23); Posted two receptions for 45 yards, including a 38-yard reception vs. #5 Iowa (10/1) Scored first career touchdown vs. Kent State (9/25), catching nine-yard score in third quarter



## PROJECTED STARTERS: DEFENSE

END  
97**SAM OKUAYINONU • 6-2 • 280 • GR**Has started 11 straight games at defensive end  
Career Stats: 80 tackles (40 solo), 13.5 tackles for loss, 6.5 sacks  
Leads Big Ten in solo sacks (five) and sack yards (45)NOSE  
55**AMI FINAU • 6-2 • 320 • SR**Has started all 12 games as a Terp dating back to last season  
Tallied three tackles for loss vs. #5 Iowa, the second-most in a game by any Big Ten player this season  
Blocked field goal in first quarter at Illinois (9/17)T  
34**MOSIAH NASILI-KITE • 6-2 • 310 • JR**2020 Honorable Mention All-Big Ten  
Had a sack in three straight games (Kent State, 9/25; #5 Iowa, 10/1, at #7 Ohio State, 10/9)


OR

T  
46**GREG ROSE • 6-2 • 295 • SR.**16 tackles this season (11 solo) & two sacks  
Had back-to-back sacks of Illinois QB Brandon Peters with the game tied in the fourth quarterJACK  
95**LAWTEZ ROGERS • 6-4 • 270 • SR.**41 career tackles (28 solo); Five TFLs and two sacks  
Posted a career-best 1.5 TFLs vs. #5 Iowa  
Recovered Branden Jennings forced fumble vs. WVUMIKE  
11**RUBEN HYPOLITE II • 6-0 • 230 • SO.**Has appeared in 11 of 12 games as a Terp with eight starts  
Career Stats: 44 tackles (28 solo) and two sacks for 23 yards  
20th ranked outside linebacker in country in 2020 classWILL  
44**BRANDEN JENNINGS • 6-3 • 235 • FR.**ESPN Midseason True Freshman All-American  
Has started in three games  
Tallied 19 tackles (14 solo); one forced fumble

OR

WILL  
19**AHMAD MCCULLOUGH • 6-2 • 225 • JR.**Has appeared in 14 games with three starts  
Career Stats: 35 tackles (19 solo) and 2.5 tackles for lossSAM  
39**DESHAWN HOLT • 6-5 • 235 • R-SO.**Has appeared in 12 straight games with two starts  
Career Stats: 21 tackles (16 solo); 3.0 tackles for loss with two sacks  
Matched a career-high with four tackles in win at Illinois (9/17); Had a sack in back to back games to open the seasonS  
3**NICK CROSS • 6-1 • 215 • JR.**2019 & 2020 Honorable Mention All-Big Ten  
Career Stats: 109 tackles (73 solo), five interceptions, 12 pass breakups and two tackles for loss; Leads team with 41 tackles  
Led all players with a career-best 13 tackles (eight solo) at Minnesota (10/23)  
Was a force in win over West Virginia, tallying six solo tackles, an interception and a forced fumbleS  
18**JORDAN MOSLEY • 6-1 • 205 • SR.**Career Stats: 154 tackles (100 solo), one interception, seven pass breakups, two sacks & 3.5 tackles for loss  
Second on team with 36 tackles (23 solo); Has led team in tackles in each of last two games (7 vs. Kent State & 6 vs. Iowa)  
Second on team with 41 total tackles and led team with 24 solo tackles in 2020; Younger brother, Shane is sophomore on teamCB  
12**TARHEEB STILL • 6-0 • 185 • SO.**2020 The Athletic Freshman All-American; 2020 Honorable Mention All-Big Ten  
Fourth team in tackles with 31 (21 solo); Has a pass breakup in five straight games  
Led country in pass breakups per game in 2020 (two); Has 13 pass breakups in first 10 games as a Terp, the most since 2001-02CB  
2**JAKORIAN BENNETT • 5-11 • 195 • SR**Stands ninth in FBS and leads Big Ten with 1.3 pass breakups per game  
Has two interceptions this season, including game-changing play vs. WVU to help Terps win the game  
2019 First Team All-Kansas Jayhawk CCNICK  
14**ISAIAH HAZEL • 6-1 • 205 • JR**Tallied two tackles for loss at Minnesota (10/23)  
Career Stats: 17 tackles (11 solo)  
Moved from WR to DB prior to 2020 seasonNICK  
12**TARHEEB STILL • 6-0 • 185 • SO.**Led Terps with seven tackles (five solo) at Ohio St.  
Notched first career sack in the WVU game

## SPECIAL TEAMS

K  
27**JOSEPH PETRINO • 6-0 • 180 • SR**Career: 27/38 FGs, 111/15 PATs; Long: 51 yards (Minnesota, 10/30/20)  
Has started in every game of four year career  
Ninth all-time in career pointsP  
98**ANTHONY PECORELLA • 6-3 • 190 • JR.**Third all-time in career punting average (42.9)  
16 punts for 750 yards this season, would be highest average in program history (46.9)

OR

P  
99**COLTON SPANGLER • 6-0 • 185 • JR.**70 punts, 2,738 yards in career (40.3 average)  
14 punts for 621 yards this season (44.3 average)

## 8 | TAYON FLEET-DAVIS

R-Sr. • Running Back • 6-0 • 215

Oxon Hill, MD • Potomac HS

Major: African American Studies

### Career Honors

- 2021 Doak Walker Award Watch List



### FLEET-DAVIS' CAREER STATS

#### RUSHING

YR.	G-GS	ATT	GAIN	LOST	NET	AVG	TD	LP	AVG/G
2017	6-0	0	0	0	0	0.0	0	0	0.0
2018	12-1	75	341	10	331	4.4	5	30	27.6
2019	10-0	63	280	15	265	4.2	2	21	26.5
2020	1-0	9	26	3	23	2.6	0	11	23.0
2021	7-7	63	371	12	359	5.7	5	53	51.3
<b>Totals</b>	<b>36-8</b>	<b>210</b>	<b>1017</b>	<b>39</b>	<b>978</b>	<b>4.7</b>	<b>12</b>	<b>53</b>	<b>27.2</b>

#### RECEIVING

YR.	G-GS	REC	YDS	AVG	TD	LP	AVG/G
2017	6-0	0	0	0.0	0	0	0.0
2018	12-1	4	46	11.5	1	20	3.9
2019	10-0	15	181	12.1	2	59	18.1
2020	1-0	1	17	17.0	0	17	17.0
2021	7-7	18	145	8.1	1	20	20.7
<b>Totals</b>	<b>36-8</b>	<b>38</b>	<b>389</b>	<b>10.2</b>	<b>4</b>	<b>59</b>	<b>10.8</b>

### FLEET-DAVIS' CAREER HIGHS

Rushes	18 (West Virginia, 9/4/21)
Rushing Yards	123 (West Virginia, 9/4/21)
Rushing Touchdowns	2 (2x, last vs. Kent State, 9/25/21)
Long Rush	53 (West Virginia, 9/4/21)
Receptions	6 (at Illinois, 9/17/21)
Receiving Yards	80 (at Rutgers, 10/5/19)
Receiving Touchdowns	1 (3x, last at Illinois, 9/17/21)
Long Reception	59 (at #17 Minnesota, 10/26/19)

**As a Redshirt Senior (2021):** Scored fifth rushing touchdown on 13-yard second quarter scamper at Minnesota (10/23) ... Posted second-straight two touchdown game against Kent State (9/25), scoring two rushing touchdowns on a three-yard run in the second quarter and 29-yard run in the third quarter, as part of 60 yard day on only seven carries ... Reached the end zone twice, with a rushing touchdown in the third quarter and game-tying receiving touchdown late in the fourth quarter in win over Illinois (9/17); Tallied 62 yards rushing on 11 carries and caught a career-high six passes for 44 yards ... Scored his first touchdown in 672 days when he scored on a 17-yard rushing touchdown in the first quarter vs. Howard (9/11) ... Totaled a career-high 123 rushing yards on a career-best 18 carries against West Virginia (9/4), including a career-long 53-yard scamper late in the fourth quarter to help put the Terps in victory formation

**As a Senior (2020):** Appeared in final game of season vs. Rutgers (12/12) ... Tallied 23 rushing yards on nine carries and catching one pass for 17 yards in the game.

**As a Junior (2019):** Appeared in the first 10 games of the season ... Third on team with 265 rushing yards on 63 carries and fourth on team with 181 receiving yards on 15 receptions ... Scored four touchdowns (two rushing, two receiving) ... Spurred for a 12-yard touchdown in fourth quarter at #1 Ohio State (11/9) ... Hauled in a 59-yard touchdown pass, his career long reception at #17 Minnesota (10/26) ... Tallied career-best five receptions for 80 yards, including a 50-yard pass and a touchdown while rushing for 32 yards in win at Rutgers (10/5) ... Caught three passes vs. #12 Penn State (9/27) ... Ran for 67 yards and scored a touchdown vs. #21 Syracuse (9/7) ... Tied for team-lead with 79 rushing yards in season opener vs. Howard (8/31)

**As a Sophomore (2018):** Appeared in all 12 games, with one start at Bowling Green (9/8) ... Has six offensive touchdowns (five rushing, one receiving) ... Scored overtime touchdown against Ohio State (11/17) ... Barreled in for a three yard touchdown at Indiana (11/10) ... Caught a 20 yard touchdown against Rutgers (10/13) ... Rushed 11 times for 63 yards vs. #15 Michigan (10/6) ... Recorded first career 100-yard game, posting 102 rushing yards and two touchdowns at Bowling Green (9/8) ... Led the team in rushing (31 yards) and scored first collegiate touchdown - a 17-yard run - against #23 Texas (9/1).

**As a Freshman (2017):** Appeared in six games, primarily on special teams ... made first career tackle at Rutgers (11/4).



## 3 | TAULIA TAGOVAILLOA

Jr. • Quarterback • 5-11 • 200

Ewa Beach, HI • Thompson HS • Alabama

Major: Family Science



### Career Honors

- 2021 Maxwell Award Watch List
- 2021 Johnny Unitas Golden Arm Top-25 Candidate
- 2021 Polynesian College Football Player of the Year Award Watch List
- 2020 Honorable Mention All-Big Ten
- College Football Performance Award Watch List (11/10/20)
- Maxwell Award Player of the Week (11/3/20)
- Big Ten Co-Offensive Player of the Week (11/2/20)
- Manning Award Star of the Week (11/2/20)
- Davey O'Brien Award Great 8 (11/2/20)

### TAGOVAILLOA'S CAREER STATS

#### PASSING

YR.	G-GS	COMP	ATT	INT	PCT	YDS	TD	LP	AVG/G
2019	5-0	9	12	0	75.0	100	0	20	20
2020	4-4	75	122	7	61.5	1011	7	76	252.8
2021	7-7	172	242	8	71.1	1965	15	66	280.7
<b>Career</b>	<b>16-11</b>	<b>256</b>	<b>376</b>	<b>13</b>	<b>68.1</b>	<b>3076</b>	<b>21</b>	<b>76</b>	<b>192.4</b>

### TAGOVAILLOA'S CAREER HIGHS

Passing Yards	394 (Minnesota, 10/30/20)
Touchdowns	3 (5x, last vs. Kent State, 9/25/21)
Completions	34 (at Illinois, 10/17/21)
Long Pass	76 (Minnesota, 10/30/20)
300-Yard Passing Games	4 (Last vs. Kent State, 9/25/21)

**As a Junior (2021):** Ranks seventh in the country and leads the Big Ten with a 71.1-percent completion percentage ... Completion percentage would be the best in program history ... Ranks top-25 in the country in passing touchdowns (15) and passing yards per game (280.7) ... Has the most passing yards in the first seven games of a season by a Terp since Scott Milanovich threw for 2,440 in the first six games of the 1993 season ... Has four 300-yard games in 11 starts as a Terp, already tied for the third-most in program history ... Notched 189 passing yards and a touchdown at Minnesota (10/23) ... Tallied 279 passing yards and two touchdowns on 28-of-39 passing at #7 Ohio State (10/9) ... Completed 31-of-41 passes for 384 yards and three touchdowns in Maryland's win over Kent State (9/25) ... Led Maryland back from down 17-10, using an eight play, 86 yard touchdown drive to tie the game with a 10-yard pass to Tayon Fleet-Davis ... Was 32-43 for 350 yards in the game, the most completions by a Terp in a game since Danny O'Brien tallied 34 on 9/17/11 against West Virginia ... Completed 22-of-27 passes for 274 yards and three touchdowns against Howard (9/11) ... Led Terps to win over West Virginia (9/4), completing 26-of-36 passes for 332 yards with three touchdown passes, leading the Big Ten in passing yards for the week and posting a 177.2 passer rating, the 17th-best in the country.

**As a Sophomore (2020):** Started in all four games he played in, only missing final game vs. Rutgers (12/12) ... Honorable Mention All-Big Ten ... 2020 Stat Line: 75-of-122 passing for 1,011 yards, seven touchdowns and seven interceptions ... Ranked top five in the Big Ten in multiple passing categories: first in yards per completion (13.48), second in passing efficiency (138.5), second in yards per pass attempt (8.29), third in passing yards per game (252.8) and third in total offense (263.8) ... Passed for 241 yards and threw a 43-yard touchdown at #12 Indiana (11/28) ... Led Maryland to a win at Penn State (11/7) by completing 18-of-26 passes for 282 yards and three touchdowns, the first Maryland quarterback with three first-half passing touchdowns in any conference game since Danny O'Brien had three vs. Wake Forest (10/30) ... Tagovailoa's 676 passing yards over the last two games (394 vs. Minnesota/282 vs. Penn State) are the most by a Maryland quarterback in back-to-back wins since Scott Milanovich passed for 692 yards in back-to-back games in 1994 (341 vs. N.C. State/351 vs. Virginia) ... Big Ten Co-Offensive Player of the Week (11/2) ... Manning Award Star of the Week (11/2) ... Maxwell Award Player of the Week (11/3) ... Had phenomenal game vs. Minnesota (10/30), completing 26 of 35 passes for 394 yards and three touchdowns, while rushing for another two touchdowns and 59 yards ... Became only the third Big Ten player in the last 20 seasons with 350 passing yards, three passing touchdowns, two rushing touchdowns in a game ... 394 passing yards were the 10th most single-game passing yards in school history and the most since Danny O'Brien passed for 417 yards against N.C. State on Nov. 27, 2010 ... Earned start in Maryland debut at Northwestern (10/24), completing 14 of 25 passes for 94 yards.

**As a Freshman at Alabama (2019):** Finished 9-of-12 for 100 yards in his five games of action with one rush ... Saw his first collegiate action in the season opener vs. Duke (8/31) but did not record any stats ... Completed his first career pass for a gain of 20 yards vs. Southern Miss (9/21), finishing 1-for-1 on the day ... Entered in the third quarter vs. Arkansas (10/26) for his most extensive action to date, finishing 6-of-8 passing for 45 yards while adding one rush for no gain ... Came in late for the Tide at Mississippi State (11/16), handing the ball off to run out the clock in Starkville ... Finished 2-of-3 for 35 yards vs. Western Carolina (11/23) with his first career touchdown.

### 3 | NICK CROSS

Jr. • Defensive Back • 6-1 • 215  
Bowie, MD • DeMatha Catholic HS  
Major: Finance

#### Career Honors

- 2021 PFF Preseason Second Team All-Big Ten
- 2020 Honorable Mention All-Big Ten
- 2020 Phil Steele Fourth Team All-Big Ten
- 2020 & 2021 Athlon Sports Preseason All-Big Ten
- 2019 Honorable Mention All-Big Ten



#### CROSS' CAREER STATS

YR.	G-GS	UA	A	TOT	TFL-YDS	PBU	FF	FR	INT	SACKS
2019	12-5	30	15	45	1.0-14	5	0	0	2-0	0.0-0
2020	4-3	14	9	23	1.0-10	3	1	0	1-0	1.0-10
2021	7-7	29	12	41	0-0	4	1	0	2-10	0.0-0
<b>Totals</b>	<b>23-15</b>	<b>73</b>	<b>36</b>	<b>109</b>	<b>2.0-24</b>	<b>12</b>	<b>2</b>	<b>0</b>	<b>4-5</b>	<b>0.0-0</b>

#### CROSS' CAREER HIGHS

Tackles	13 (at Minnesota, 10/23/21)
Solo Tackles	8 (at Minnesota, 10/23/21)
Interceptions	1 (5x, last at Illinois, 9/17/21)
Sacks	1 (2x, last at Penn State, 11/7/20)
Pass Breakups	3 (at Illinois, 9/17/21)

**As a Junior in 2021:** Led all players with a career-best 13 tackles (eight solo) at Minnesota (10/23) ... Notched six tackles (five solo) and fourth pass breakup of season at #7 Ohio State (10/9) ... Tallied five tackles (four solo) vs. Kent State (9/25) ... Broke up three passes and nabbed his second interception of the season to lead the defense at Illinois (9/17) to go with a team-high seven tackles ... Tallied six tackles and posted fourth interception of his career in the second quarter of the Terps win against West Virginia (9/4).

**As a Sophomore in 2020:** Honorable Mention All-Big Ten ... Appeared in four of five games with three starts at safety ... Tallied 23 tackles (14 solo), one sack, three pass breakups, and a forced fumble that led to a touchdown ... Had career night in win at Penn State (11/7), leading the Terps with eight tackles, notching his first career forced fumble on a 10 yard sack of PSU QB Sean Clifford and also recording an interception in the fourth quarter, his second in as many years vs. Penn State ... Started in first game of season, matching career-best with nine tackles (five solo)

**As a Freshman in 2019:** Appeared in all 12 games with five starts ... Tallied 45 tackles (30 solo) including one for loss ... Led the team with two interceptions and five pass breakups ... Tallied second career interception vs. Nebraska (11/23), picking off Adrian Martinez in end zone ... Totaled a career-high nine tackles (six solo) at #1 Ohio State (11/9) ... Recorded seven tackles (four solo) at #17 Minnesota (10/26) ... Earned first career start vs. Indiana (10/19), tallying two tackles and a pass breakup ... Caught first career interception off Sean Clifford vs. #12 Penn State (9/27) ... Tallied three tackles in back-to-back games to open career (Howard, 8/31 & #21 Syracuse, 9/7)

**Before Maryland:** Consensus four-star recruit across all recruiting outlets ... Top ranked player in the state of Maryland ... Member of the ESPN300 ... Participant in the Army All-American Game and The Opening ... First-Team Washington Post All-Metro selection ... Two-time First-Team WCAC selection ... Finished his senior season with 94 tackles and four interceptions ... Was coached by current Maryland running backs coach Elijah Brooks and former Maryland defensive back Josh Wilson at DeMatha ... Majoring in Business.



### 12 | TARHEEB STILL

So. • Defensive Back • 6-0 • 185  
Sicklerville, NJ • Timber Creek Regional HS

#### Career Honors

- 2021 PFF Preseason Second Team All-Big Ten
- 2021 Athlon Sports Preseason All-Big Ten
- 2020 The Athletic Freshman All-American
- 2020 Honorable Mention All-Big Ten
- 2020 FBS Leader in Pass Breakups Per Game (two)



#### STILL'S CAREER STATS

YR.	G-GS	UA	A	TOT	TFL-YDS	PBU	FF	FR	INT	SACKS
2020	4-4	18	2	20	0.0-0	8	0	0	0-0	0.0-0
2021	7-7	21	10	31	2.0-12	6	0	1	0-0	1.0-10
<b>Totals</b>	<b>11-11</b>	<b>39</b>	<b>12</b>	<b>51</b>	<b>2.0-12</b>	<b>14</b>	<b>0</b>	<b>1</b>	<b>0-0</b>	<b>1.0-10</b>

#### STILL'S CAREER HIGHS

Tackles	7 (3x, last at #7 Ohio State, 10/9/21)
Solo Tackles	6 (Rutgers, 12/12/20)
Pass Breakups	4 (Rutgers, 12/12/20)
Sacks	1 (West Virginia, 9/4/21)
Fumble Recoveries	1 (Kent State, 9/25/21)

**As a Sophomore (2021):** Has a pass breakup in five straight games ... Blocked a Minnesota kick (10/23) and secured 14th pass breakup of career vs. Gophers ... Led the Terps with a career-best seven tackles (five solo) and tallied a pass breakup at #9 Ohio State ... Tallied two pass breakups and four tackles (three solo) vs. #5 Iowa (10/1) ... Was all over the field in win at Kent State, tallying five tackles (four solo), his first career fumble recovery, a tackle for a two-yard loss and a pass breakup ... Broke up a pass in win at Illinois (9/17) ... Led the Terps with seven tackles (four solo) and posted first career sack early in the game for a 10-yard loss in win over West Virginia (9/4).

**As a Freshman (2020):** Started all four games played in at cornerback ... Named a Freshman All-American by The Athletic ... Honorable Mention All-Big Ten ... Led the nation with two pass breakups per game ... Had standout day vs. Rutgers (12/12), notching four pass breakups to go with seven tackles (six solo), the most in a single game by any Big Ten player this season ... Tallied four tackles and two pass breakups in standout performance at Penn State (11/7) ... Posted five tackles (four solo) in win vs. Minnesota ... Earned start in Maryland debut at Northwest-ern (10/24), tallying four tackles.

**Before Maryland:** Top 20 player out of New Jersey ... Recorded 124 receptions for 2,533 yards and 17 touchdowns over high school career ... Tallied 62 receptions for 1,336 yards and 11 touchdowns receiving in 2019 senior season at Timber Creek HS, while tallying three interceptions ... Named Defensive Back MVP at "The Opening" ... Holds South Jersey record for single season receiving yards ... First Team All-State ... Also played basketball and ran track.

## 5 | RAKIM JARRETT

So. • Wide Receiver • 6-0 • 210  
Palmer Park, MD • St. John's College HS  
Major: Criminology & Criminal Justice

### Career Honors

- 2021 Pro Football Focus Preseason All-Big Ten
- 2021 Athlon Sports Preseason All-Big Ten
- 2020 Honorable Mention All-Big Ten
- Big Ten Freshman of the Week (11/9/20)
- PFF True Freshman of the Week (11/9/20)
- 247Sports True Freshman of the Week (11/9/20)



### JARRETT'S CAREER STATS

YR.	G-GS	REC	YDS	AVG	TD	LP	AVG/G
2020	4-4	17	252	14.8	2	64	63.0
2021	7-7	26	375	14.4	5	60	53.6
<b>Totals</b>	<b>11-11</b>	<b>43</b>	<b>627</b>	<b>14.6</b>	<b>7</b>	<b>64</b>	<b>57.0</b>

### JARRETT'S CAREER HIGHS

Receptions	6 (3x, last vs. Howard, 9/11/21)
Receiving Yards	144 (at Penn State, 11/7/20)
Receiving Touchdowns	2 (at Penn State, 11/7/20)
Long Reception	62 (at Penn State, 11/7/20)

**As a Sophomore (2021):** Ranks 39th in country and fifth in Big Ten with five receiving touchdowns ... Caught four passes for 56 yards at Minnesota (10/23) ... Had a receiving touchdown in three-straight games (Kent State, 9/25; #5 Iowa, 10/1, at #7 Ohio State, 10/9) and five of seven games this season (every one but at Illinois, 9/17 & Minnesota, 10/23) ... Scored a 43-yard touchdown at #7 Ohio State (10/9) ... Caught a touchdown for the second straight game vs. #5 Iowa (10/1) ... Scored a touchdown for the third time this season, catching a six-yard pass in the second quarter ... Caught a 26 yard pass to set up the game winning field goal as time expired to beat Illinois (9/17) as part of four reception, 70 yard game ... Posted six receptions for 67 yards with a touchdown in the win over Howard (9/11) ... Starred in Terps win over West Virginia (9/4), tallying six receptions for 122 yards including a 60-yard game-sealing touchdown in the fourth quarter to put the Terps up 30-21.

**As a Freshman (2020):** Honorable Mention All-Big Ten ... Started in all four games he appeared in ... Totaled 17 receptions for 252 yards and two touchdowns during freshman season ... Ranked fifth among all freshman wide receivers in the FBS in receptions per game (4.3) and sixth receiving yards per game (63) ... Grabbed five receptions for 39 yards vs. Rutgers (12/12) ... Big Ten Freshman of the Week (11/9) ... PFF True Freshman of the Week (11/9) ... 247Sports True Freshman of the Week (11/8) ... Starred in win over Penn State (11/7), tallying five receptions for 144 yards and two touchdowns, a 62-yarder and a 42-yarder, both in the first quarter ... Third most receiving yards ever in a game by a Maryland freshman, trailing only Darrius Heyward-Bey (175, 2006) & Stefon Diggs (152, 2012) ... First Maryland freshman with an 100-yard game & two touchdowns since Stefon Diggs in 2012. ... First true freshman WR to start in first three games of season since Doug Patterson in 1997 ... Tallied six receptions for 68 yards in Maryland's win vs. Minnesota (10/30) ... Started in first game as a Terp at Northwestern (10/24), catching one pass

**Before Maryland:** Five star wide receiver ... Nation's No. 20 ranked recruit ... Nation's No. 2 ranked wide receiver ... 2019 DC Gatorade Player of the Year ... 2019 Washington Post All-Met Offensive Player of the Year ... 2020 Under Armour All-American ... Three-time First Team WCAC ... First Team Washington Post All-Met ... Caught 60 passes for 950 yards and seven touchdowns in 2019 ... In 2018, tallied 763 receiving yards and 11 touchdowns ... 2017 WCAC Champion.



## 9 | CHIGOZIEM OKONKWO

Sr. • Tight End • 6-3 • 250  
Powder Springs, GA • Hillgrove HS  
Major: Technology Entrepreneurship

### Career Honors

- 2022 Reese's Senior Bowl Watch List
- 2020 & 2021 John Mackey Award Watch List



### OKONKWO'S CAREER STATS

#### RUSHING

YR.	G-GS	ATT	GAIN	LOST	NET	AVG	TD	LP	AVG/G
2018	11-4	3	72	0	72	24.0	3	54	6.5
2019	12-3	0	0	0	0	0.0	0	0	0.0
2021	7-7	0	0	0	0	0.0	0	0	0.0
<b>Totals</b>	<b>30-14</b>	<b>3</b>	<b>72</b>	<b>0</b>	<b>72</b>	<b>24.0</b>	<b>3</b>	<b>54</b>	<b>2.4</b>

#### RECEIVING

YR.	G-GS	REC	YDS	AVG	TD	LP	AVG/G
2018	11-4	5	61	12.2	1	25	5.5
2019	12-3	19	201	10.6	2	23	16.8
2021	7-7	18	175	9.7	3	24	25.0
<b>Totals</b>	<b>30-14</b>	<b>42</b>	<b>437</b>	<b>10.4</b>	<b>6</b>	<b>25</b>	<b>14.6</b>

### OKONKWO'S CAREER HIGHS

Receiving Yards	56 (at #7 Ohio State, 10/9/21)
Receptions	5 (2x, last at #7 Ohio State, 10/9/21)
Long Reception	25 (Illinois, 10/27/18)
Receiving Touchdowns	1 (6x, last vs. #5 Iowa, 10/1/21)
Rushing Yards	54 (Illinois, 10/27/18)
Rushing Touchdowns	1 (Illinois, 10/27/18)

**As a Junior (2021):** Led the Terps with a career-best five receptions for a career-high 56 yards at #7 Ohio State (10/9) ... Caught touchdown in first quarter of game vs. #5 Iowa (10/1), as part of three catch, 23-yard performance ... Tallied four receptions for 44 yards including a 24-yarder vs. Kent State (9/25) ... Scored a touchdown for the second straight week, catching a two-yard score in the second quarter. Hauled in an 18-yard touchdown in the first quarter to put the Terps up 17-7 against West Virginia (9/4)

**As a Junior (2020):** Sat out for medical reasons.

**As a Sophomore (2019):** Appeared in all 12 games with three starts at tight end/wide receiver ... Second on team with 19 receptions and third on team with 201 yards while catching two touchdowns ... Caught a career best five passes for 43 yards and a touchdown vs. Indiana (10/19) ... Recorded two receptions for 30 yards at Rutgers (10/5) ... Led Maryland with four receptions for 37 yards at Temple (9/14) ... Tallied career-best 45 receiving yards on three receptions vs. #21 Syracuse (9/7) ... Caught second career touchdown in season opener vs. Howard (8/31).

**As a Freshman (2018):** Appeared in 12 games with four starts ... Rushed three times for 72 yards with three touchdowns and caught six balls for 69 yards and one touchdown ... Tallied a 21-yard grab against Michigan State (11/3) ... Scored first two career touchdowns with a rushing and receiving score against Illinois (10/27) ... Made first career start at Bowling Green (9/8) ... Made collegiate debut against #23 Texas (9/1), making one catch.

**Personal:** From Powder Springs, Ga. ... son of Isloma Okonkwo ... has two older sisters ... member of the Big Ten's Anti-Hate and Anti-Racism Coalition ... enjoys watching anime ... earned his degree in Kinesiology ... Pursuing Mas-

ters in Technology Entrepreneurship.

## 11 | RUBEN HYPPOLITE II

So. • Linebacker • 6-0 • 230

Davie, FL • McArthur HS

Major: Communications



### HYPPOLITE'S CAREER STATS

YR.	G-GS	UA	A TOT	TFL-YDS	PBU	FF	FR	INT	SACKS
2020	4-1	10	8 18	2.0-23	0	0	0	0-0	2.0-23
2021	7-7	18	8 26	2.0-13	2	1	0	0-0	0.0-0
<b>Totals</b>	<b>11-8</b>	<b>28</b>	<b>16 44</b>	<b>4.0-36</b>	<b>2</b>	<b>1</b>	<b>0</b>	<b>0-0</b>	<b>2.0-23</b>

### HYPPOLITE'S CAREER HIGHS

Tackles	8 (at Minnesota, 10/23/21)
Solo Tackles	5 (2x, last at Minnesota, 10/23/21)
Sacks	2 (at Penn State, 11/7/20)
Pass Breakups	2 (West Virginia, 9/4/21)
Forced Fumbles	1 (Kent State, 9/25/21)

**As a Sophomore (2021):** Secured a career-high eight tackles (five solo) at Minnesota (10/23) ... Posted a career-best five solo tackles vs. #5 Iowa (10/1) ... Forced a fumble of Kent State RB Marquez Cooper in the second quarter, recovered by teammate Tarheeb Still ... Tallied five tackles (three solo) in win at Illinois (9/17) ... Broke up two passes and recorded five tackles (three solo) with a tackle for loss in win over West Virginia (9/4)

**As a Freshman (2020):** Appeared in four of five games with one start at linebacker ... Totaled 18 tackles (10 solo) and two sacks for 23 yards ... Earned first career start at #12 Indiana (11/28), matching career-best with seven tackles (career-high four solo) ... Played huge role in win over Penn State (11/7), tallying seven tackles (three solo) and two sacks for 23 yards, the most sacks in a game by a Maryland freshman since Andre Monroe had 2.5 vs. Wake Forest on 11/19/11

**Before Maryland:** ESPN 300 member ... Four-star linebacker ... 20th ranked outside linebacker in country ... Selected to US National Team for International Bowl ... Defensive MVP of Ray Lewis Academy ... Chose Maryland over Penn State, Michigan, LSU, West Virginia and Auburn

**Personal:** Son of Laquinta "Nikki" Hyppolite ... Has younger sister Nicolyn ... Lists sports hero as Ray Lewis ... Biggest sports thrill is winning two state championships and having four sacks in one game ... Hobbies are working out and playing video games ... Wants to be a sports agent ... Favorite pregame meal is pasta.



## 34 | MOSIAH NASILI-KITE

Jr. • Defensive Line • 6-2 • 310

Pittsburg, CA • Emerald Ridge HS

Major: Family Science



### Career Honors

- 2021 Pro Football Focus Preseason All-Big Ten
- 2021 Athlon Sports Preseason All-Big Ten
- 2020 Honorable Mention All-Big Ten

### NASILI-KITE'S CAREER STATS

YR.	G-GS	UA	A TOT	TFL-YDS	PBU	FF	FR	INT	SACKS
2020	5-4	11	9 20	5.0-22	0	0	0	0-0	4.0-19
2021	6-2	9	3 12	3.0-20	1	0	0	0-0	3.0-20
<b>Career</b>	<b>11-6</b>	<b>20</b>	<b>12 32</b>	<b>8.0-42</b>	<b>1</b>	<b>0</b>	<b>0</b>	<b>0-0</b>	<b>7.0-39</b>

### NASILI-KITE'S CAREER HIGHS

Tackles	8 (at #12 Indiana, 11/28/20)
Solo Tackles	4 (2x, last vs. Rutgers, 12/12/20)
Sacks	2.0 (2x, last vs. Rutgers, 12/12/20)
Tackles for Loss	3.0 (Rutgers, 12/12/20)
Pass Breakup	1 (West Virginia, 9/4/21)

**As a Junior in 2021:** Notched six tackles (three solo) at Minnesota (10/23) ... Tallied a sack in third straight game, taking down Ohio State's CJ Stroud for a five-yard loss (10/9) ... Secured a sack for the second-straight week, taking down Iowa QB Spencer Petras for nine-yard loss (10/1) ... Posted first sack of season, for an eight-yard loss vs. Kent State (9/25).

**As a Sophomore in 2020:** Honorable Mention All-Big Ten ... Led the Big Ten and ranked 23rd nationally with 0.8 sacks per game ... Led the Terps with four sacks and stood second on the team with five tackles for loss ... Totaled 20 tackles (11 solo), five tackles for loss for 22 yards and four sacks for 19 yards ... Was constantly in the backfield against Rutgers (12/12), tallying three tackles for loss, the most by any Terp this season and two sacks as part of six tackle performance ... Tallied career-high eight tackles (four solo) at #12 Indiana ... Posted two sacks in win at Penn State (11/7) ... Started in first two games as a Terp at Northwestern (10/24) and vs. Minnesota (10/30)

**Before Maryland:** Tallied 32 tackles (13 solo) and a sack in 2019 at Independence CC ... 2017 Tacoma News Tribune All-Area selection ... 2017 Washington Associated Press first-team all-state ... Nation's 18th best strong side defensive end out of high school ... Notched 47 tackles and three forced fumbles as a senior

**Personal:** Joins Johari Branch, Villami Finau and TJ Kautai who also played at Independence CC ... Chose Maryland over Hawaii, Marshall, Utah State and Oregon State



# OFFENSIVE PLAYER STATS WITH CAREER HIGHS

## RB - PENY BOONE - 13 - So.

Major: Undecided

### 2021 Season Notes

- Set a career-high with 41 rushing yards on a career-best nine carries at #7 Ohio State (10/9)
- Rushed three times for 23 yards in win at Illinois (9/17)
- Scored first career touchdown on four-yard run in the second quarter as part of eight carry, 31 yard game vs. Howard (9/11)

### 2020 Season Notes

- Rushed nine times for 35 yards and caught one pass for 12 yards at #12 Indiana (11/28)
- Averaged six yards per rush in Maryland debut at Northwestern (10/24), tallying 30 yards on five carries, with an 18-yard long

### BOONE'S CAREER STATS

#### RUSHING

YR.	G-GS	ATT	GAIN	LOST	NET	AVG	TD	LP	AVG/G
2020	4-0	19	95	9	86	4.5	0	18	21.5
2021	6-0	27	125	10	115	4.3	1	13	19.2
<b>Totals</b>	<b>10-0</b>	<b>46</b>	<b>220</b>	<b>19</b>	<b>201</b>	<b>4.4</b>	<b>1</b>	<b>18</b>	<b>20.1</b>

#### RECEIVING

YR.	G-GS	REC	YDS	AVG	TD	LP	AVG/G
2020	4-0	2	21	10.5	0	12	5.1
2021	6-0	2	2	1.0	0	0	0.3
<b>Totals</b>	<b>10-0</b>	<b>4</b>	<b>23</b>	<b>7.7</b>	<b>0</b>	<b>12</b>	<b>2.3</b>

### BOONE'S CAREER HIGHS

Rushing Yards	41 (at #7 Ohio State, 10/9/21)
Rushes	9 (2x, last at #7 Ohio State, 10/9/21)
Touchdowns	1 (Howard, 9/11/21)
Long Rush	18 (at Northwestern, 10/24/20)

## WR - CARLOS CARRIERE - 83 - Sr.

Major: Sociology

### 2021 Season Notes

- Had impressive performance at #7 Ohio State (10/9), hauling in a career-best five passes for 35 yards and second touchdown of season
- Caught a 22-yard touchdown from QB Reece Udinski in third quarter of win vs. Howard (9/11)

### 2020 Season Notes

- Earned first start of season at #12 Indiana, catching two passes for 27 yards and converting a two-point conversion

### 2019 Season Notes

- Earned first career start at #17 Minnesota (10/26), tying career-high with three receptions
- Tallied three receptions for 35 yards at Temple (9/14)
- Recorded first career touchdown and secured two receptions for 31 yards vs. #21 Syracuse (9/7)

### CARRIERE'S CAREER STATS

#### RECEIVING

YR.	G-GS	REC	YDS	AVG	TD	LP	AVG/G
2019	12-2	12	137	11.4	1	17	11.4
2020	5-1	2	27	13.5	0	19	5.4
2021	5-0	7	61	8.7	2	22	12.2
<b>Totals</b>	<b>22-3</b>	<b>21</b>	<b>225</b>	<b>10.7</b>	<b>3</b>	<b>22</b>	<b>10.3</b>

### CARRIERE'S CAREER HIGHS

Receiving Yards	35 (2x, last at #7 Ohio State, 11/9/21)
Receptions	5 (2x, at #7 Ohio State, 11/9/21)
Long Reception	22 (Howard, 9/11/21)
Touchdowns	1 (3x, last at #7 Ohio State, 11/9/21)

## WR - BRIAN COBBS - 15 - Sr.

Major: Communications

### Career Honors

- 2021 Wuerffel Trophy Watch List

### 2021 Season Notes

- Caught three passes for 24 yards at #7 Ohio State (10/9)

### 2020 Season Notes

- Posted career-high five receptions for a career-best 99 yards and his first career touchdown to lead Maryland in receiving vs. Rutgers; Touchdown reception was on a 52-yard pass to give Maryland a 24-21 lead with six minutes in the game
- Tallied four receptions for 52 yards vs. Minnesota (10/30)

### 2019 Season Notes

- Second on team with 243 receiving yards on 16 receptions
- Hauled in two passes for 49 yards in season finale at Michigan State (11/30)
- Earned first career start at #1 Ohio State (11/9), recording three receptions for 23 yards
- Led Maryland with a career-high four receptions for 52 yards vs. #14 Michigan (11/2)
- Hauled in career-best three receptions for 24 yards at Rutgers (10/5)
- Caught two passes for 58 yards, including a 39-yard grab vs. Howard (8/31)

### 2018 Season Notes

- Led the Terps with 58 receiving yards at #15 Penn State (11/24)
- Hauled in a game-high 48 yard pass at #15 Penn State (11/24)
- Caught a 35-yard pass vs. Illinois (10/27).
- Made first career start at #19 Iowa (10/20) and second vs. OSU (11/17).
- Made collegiate debut against #23 Texas (9/1).

### Personal

- Father, Robert, played football at Penn State (1982-86).
- Brother, Michael, plays football at James Madison.

### COBBS' CAREER STATS

#### RECEIVING

YR.	G-GS	REC	YDS	AVG	TD	LP	AVG/G
2018	12-2	5	108	21.6	0	48	9.0
2019	11-3	16	243	15.2	0	39	22.1
2020	5-5	13	188	14.5	1	52	37.6
2021	6-0	9	96	10.7	0	17	13.7
<b>Totals</b>	<b>35-10</b>	<b>43</b>	<b>635</b>	<b>14.8</b>	<b>1</b>	<b>52</b>	<b>18.1</b>

### COBBS' CAREER HIGHS

Receiving Yards	99 (Rutgers, 12/12/20)
Receptions	5 (Rutgers, 12/12/20)
Long Reception	52 (Rutgers, 12/12/20)
Touchdowns	1 (Rutgers (12/12/20)

## TE - COREY DYCHES - 84 - So.

Major: Communications

### 2021 Season Notes

- Earned first career start at Minnesota (10/23)
- Posted two receptions for 45 yards, including a 38-yard reception vs. #5 Iowa (10/1)
- Scored first career touchdown vs. Kent State (9/25), catching nine-yard score in third quarter
- Caught three passes for 30 yards in win over Howard (9/11)

### DYCHES' CAREER STATS

#### RECEIVING

YR.	G-GS	REC	YDS	AVG	TD	LP	AVG/G
2020	2-0	0	0	0.0	0	0	0.0
2021	7-1	12	127	10.6	1	38	18.1
<b>Totals</b>	<b>9-1</b>	<b>12</b>	<b>127</b>	<b>10.6</b>	<b>1</b>	<b>38</b>	<b>14.1</b>

### DYCHES' CAREER HIGHS

Receiving Yards	45 (#5 Iowa, 10/1/21)
Receptions	3 (2x, last vs. Kent State, 9/25/21)
Long Reception	38 (#5 Iowa, 10/1/21)
Touchdowns	1 (Kent State, 9/25/21)

## RB - CHALLEN FAAMATAU - 29 - Sr.

Major: Sociology

### 2021 Season Notes

- Rushed seven times for 37 yards at Minnesota (10/23)
- Led the Terps with a career-high 71 rushing yards on nine carries including a 30-yard scamper at #9 Ohio State (10/9) while also catching two balls for 19 yards
- Had a career-long 19 yard rush and caught a pass for 11 yards vs. Kent State (9/25)
- Earned six carries, rushing for 31 yards against Howard (9/11)

### 2020 Season Notes

- Rushed one time for four yards and caught one ball for eight yards at #12 Indiana (11/28)
- Returned a kick for 14 yards in first career game at Northwestern (10/24)

### FAAMATAU'S CAREER STATS

#### RUSHING

YR.	G-GS	ATT	GAIN	LOST	NET	AVG	TD	LP	AVG/G
2020	4-0	1	4	0	4	4.0	0	4	1.0
2021	6-0	24	158	5	153	6.4	0	30	21.9
<b>Totals</b>	<b>10-0</b>	<b>25</b>	<b>162</b>	<b>5</b>	<b>157</b>	<b>6.3</b>	<b>0</b>	<b>30</b>	<b>15.7</b>

#### RECEIVING

YR.	G-GS	REC	YDS	AVG	TD	LP	AVG/G
2020	4-0	1	8	8.0	0	8	2.0
2021	6-0	4	28	7.0	0	12	4.7
<b>Totals</b>	<b>10-0</b>	<b>5</b>	<b>38</b>	<b>7.6</b>	<b>0</b>	<b>11</b>	<b>3.8</b>

### FAAMATAU'S CAREER HIGHS

Rushes	9 (at #7 Ohio State, 10/9/21)
Rushing Yards	71 (at #7 Ohio State, 10/9/21)
Long Rush	30 (at #7 Ohio State, 10/9/21)
Receptions	2 (at #7 Ohio State, 10/9/21)
Receiving Yards	19 (at #7 Ohio State, 10/9/21)

## WR - MARCUS FLEMING - 1 - RFr.

Major: Undeclared

### 2021 Season Notes

- Had breakout game at Minnesota (10/23), leading the Terps with five catches for 62 yards and a one-handed grab for a touchdown, which included a 43-yard reception, the longest of his career

### 2020 Season Notes (at Nebraska)

- Played in the opener at No. 5 Ohio State but did not have a catch
- At Northwestern, caught five passes for 75 yards. He led the Huskers in receiving yards against the Wildcats, and his 28-yard reception was the longest of his career and Nebraska's longest catch of the game.

### FLEMING'S CAREER STATS

#### RECEIVING

YR.	G-GS	REC	YDS	AVG	TD	LP	AVG/G
2020	4-0	5	75	15.0	0	28	18.8
2021	4-0	8	66	8.3	1	43	16.5
<b>Totals</b>	<b>8-0</b>	<b>13</b>	<b>141</b>	<b>10.8</b>	<b>1</b>	<b>28</b>	<b>17.6</b>

### FLEMING'S CAREER HIGHS

Receptions	5 (2x, last at Minnesota (10/23/21))
Receiving Yards	75 (Nebraska at #10 Northwestern, 11/7/20)
Long Reception	43 (at Minnesota, 10/23/21)
Touchdowns	1 (at Minnesota, 10/23/21)

## RB - ROMAN HEMBY - 24 - Fr.

Major: Undeclared

### 2021 Season Notes

- In first career game vs. Howard, rushed 12 times for 45 yards with a touchdown in the fourth quarter

## RB - ISAIAH JACOBS - 4 - So.

Major: Undeclared

### 2021 Season Notes

- Totaled 20 yards each rushing and receiving on four carries and two receptions vs. Kent State (9/25)
- Rushed for a career-best 50 yards on a career-high 14 carries in win over West Virginia (9/4), while also catching three passes for 23 yards

### 2020 Season Notes

- Earned first career start at #12 Indiana (11/28), rushing seven times for 32 yards and catching one pass for 22 yards
- Rushed six times for 15 yards in Maryland debut at Northwestern (10/24)

### Personal

- Brother of Las Vegas Raiders RB Josh Jacobs

### JACOBS' CAREER STATS

#### RUSHING

YR.	G-GS	ATT	GAIN	LOST	NET	AVG	TD	LP	AVG/G
2020	4-1	19	69	8	61	3.2	0	11	15.3
2021	5-0	28	117	1	116	4.1	0	11	23.2
<b>Totals</b>	<b>9-1</b>	<b>47</b>	<b>186</b>	<b>9</b>	<b>177</b>	<b>3.8</b>	<b>0</b>	<b>11</b>	<b>19.7</b>

#### RECEIVING

YR.	G-GS	REC	YDS	AVG	TD	LP	AVG/G
2020	4-1	2	22	11.0	0	22	5.5
2021	5-0	7	47	6.7	0	16	9.4
<b>Totals</b>	<b>9-1</b>	<b>9</b>	<b>69</b>	<b>7.7</b>	<b>0</b>	<b>22</b>	<b>7.7</b>

### JACOBS' CAREER HIGHS

Rushes	14 (West Virginia, 9/4/21)
Rushing Yards	50 (West Virginia, 9/4/21)
Long Rush	11 (2x, last vs. West Virginia, 9/4/21)
Receptions	3 (West Virginia, 9/4/21)
Receiving Yards	23 (West Virginia, 9/4/21)
Long Reception	22 (at #12 Indiana, 11/28/20)

## WR - DARRYL JONES - 21- Sr.

Major: Family Science

### 2021 Season Notes

- Caught a career-best five passes for 66 yards in win at Illinois (9/17)

### 2020 Season Notes

- Earned first start of season at #12 Indiana (11/28), catching two passes for 18 yards
- Tied career-high with three receptions for 48 yards in win over Minnesota (10/30)

### 2019 Season Notes

- Appeared in all 12 games with eight starts
- Tallied nine receptions for 158 yards
- Led team with a career-best 70 yards receiving on three receptions, including a 40-yard grab vs. #21 Syracuse (9/7)
- Recorded two receptions for 57 yards, including a 49-yard grab vs. Howard (8/31)

### 2018 Season Notes

- Appeared in all 12 games as a reserve wide receiver
- Posted nine receptions for 147 yards as well as two carries for eight yards
- With the game tied at 38 in the fourth quarter against #9 Ohio State (11/17), hauled in a 60-yard pass to set up the go-ahead Terrapin touchdown
- Grabbed first career reception with a 13-yard grab vs. #23 Texas (9/1).

### Personal

- Changed number from "6" to "24" prior to senior season because it was the number he wore in peewee and prep football.
- Enjoys cooking; often cooks family dinners for the running backs unit.
- Lightly regarded recruit who sent 50 emails/letters a day from his local library to college coaches to get noticed.

### JONES' CAREER STATS

#### RECEIVING

YR.	G-GS	REC	YDS	AVG	TD	LP	AVG/G
2018	11-0	7	114	16.3	0	60	11.4
2019	12-8	9	158	17.6	0	49	13.1
2020	5-1	8	81	10.1	0	27	16.2
2021	7-7	15	149	9.9	0	21	21.3
<b>Totals</b>	<b>35-16</b>	<b>39</b>	<b>502</b>	<b>12.9</b>	<b>0</b>	<b>60</b>	<b>14.3</b>

### JONES CAREER HIGHS

Receiving Yards	70 (#21 Syracuse, 9/7/19)
Receptions	5 (at Illinois, 9/17/21)
Long Reception	60 (#9 Ohio State, 11/17/18)

## RB - COLBY MCDONALD - 23 - Fr.

Major: Undecided

### 2021 Season Notes

- Led the Terps with five carries, tallying 23 yards vs. #5 Iowa (10/1)
- Totaled nine carries for 44 yards including a 20-yard scamper vs. Kent State (9/25)
- Rushed three times for 17 yards with an 11-yard touchdown in the second quarter vs. Howard (9/11)

### MCDONALD'S CAREER STATS

#### RUSHING

YR.	G-GS	ATT	GAIN	LOST	NET	AVG	TD	LP	AVG/G
2021	3-0	17	91	7	84	4.9	1	20	28.0
<b>Totals</b>	<b>3-0</b>	<b>17</b>	<b>91</b>	<b>7</b>	<b>84</b>	<b>4.9</b>	<b>1</b>	<b>20</b>	<b>28.0</b>

### MCDONALD'S CAREER HIGHS

Rushing Yards	44 (Kent State, 9/25/21)
Rushes	9 (Kent State, 9/25/21)
Long Rush	20 (Kent State, 9/25/21)

## WR - DEAJAUN MCDOUGLE - 2 - So.

Major: Undeclared

### 2021 Season Notes

- Hauled in three passes for 17 yards vs. Howard (9/11)

### 2020 Season Notes

- Caught two passes for 21 yards, both at #12 Indiana (11/28).

### MCDOUGLE'S CAREER STATS

#### RECEIVING

YR.	G-GS	REC	YDS	AVG	TD	LP	AVG/G
2020	3-0	2	21	10.5	0	21	7.0
2021	2-0	5	26	5.2	0	9	13.0
<b>Totals</b>	<b>5-0</b>	<b>6</b>	<b>47</b>	<b>7.8</b>	<b>0</b>	<b>21</b>	<b>9.4</b>

### OKONKWO'S CAREER HIGHS

Receiving Yards	21 (at #12 Indiana, 11/28/20)
Receptions	3 (Howard, 9/11/21)
Long Reception	21 (at #12 Indiana, 11/28/20)

## DEFENSIVE PLAYER STATS WITH CAREER HIGHS

**DL - TYLER BAYLOR - 10 - Jr.**

Major: Communications

**2021 Season Notes**

- Posted a six-yard tackle for loss vs. Kent State (9/25)

**2020 Season Notes**

- Transitioned to tight end; Appeared in all five games

**2019 Season Notes**

- Tallied 10 tackles (five solo) including 1.5 for loss and a fumble recovery  
Recorded three tackles (one solo) and half a tackle for loss vs. #12 Penn State (9/27)
- Had three tackles, including one for loss and a fumble recovery in season opener vs. Howard (8/31).

**BAYLOR'S CAREER STATS**

YR.	G-GS	UT	AT TOT	TFL-YDS	PBU	FF	FR	INT	SACKS
2019	7-0	5	5	10	1.5-6	0	0	1	0-0
2021	6-0	3	2	5	1.0-6	0	0	0	0-0
<b>Total</b>	<b>13-0</b>	<b>8</b>	<b>7</b>	<b>15</b>	<b>2.5-12</b>	<b>0</b>	<b>0</b>	<b>1</b>	<b>0-0</b>

**BAYLOR'S CAREER HIGHS**

Tackles	3 (2x, last vs. #12 Penn State, 9/27/19)
Tackles for Loss	1 (2x, last vs. Kent State, 9/25/21)
Fumble Recoveries	1 (Howard, 8/31/19)

**DB - JAKORIAN BENNETT - 2 - Sr.**

Major: Family Science

**2021 Season Notes**

- Leads all Power Five players with 1.3 pass breakups per game (eight overall)
- Tallied three tackles and two pass breakups vs. Kent State (9/25)
- Became first Terp to have interceptions in back-to-back games since Tre Watson in 2018, picking off Howard QB Quinton Williams
- Hauled in game-changing interception in the end zone in the fourth quarter with the Terps protecting a two-point, 23-21 lead, marking the first of his career.

**2020 Season Notes**

- Notched tackle for loss at #12 Indiana (11/28)
- Tallied two pass breakups in win at Penn State (11/7)
- Earned start at corner in first game as a Terp at Northwestern (10/24)

**BENNETT'S CAREER STATS**

YR.	G-GS	UT	AT TOT	TFL-YDS	PBU	FF	FR	INT	SACKS
2020	4-2	6	0	6	1.0-1	2	0	0	0-0
2021	6-6	8	1	9	0.0-0	6	0	0	2-0
<b>Total</b>	<b>10-8</b>	<b>14</b>	<b>1</b>	<b>15</b>	<b>1.0-1</b>	<b>8</b>	<b>0</b>	<b>0</b>	<b>2-0</b>

**BENNETT'S CAREER HIGHS**

Tackles	3 (3x, last at Minnesota, 10/23/21)
Interceptions	1 (2x, last vs. Howard, 9/11/21)
Pass Breakups	2 (2x, last vs. Kent State, 9/25/21)
Tackles for Loss	1 (at #12 Indiana, 11/28/20)

**DB - KENNY BENNETT - 24 - Sr.**

Major: Family Science

**2021 Season Notes**

- Earned first start of season and notched a pass breakup at Illinois (9/17)

**2020 Season Notes**

- Tallied three tackles and two pass breakups vs. Rutgers (12/12)
- Earned first career start at Indiana (11/28)
- Notched first career interception and career-best four tackles at Penn State (11/7)

**BENNETT'S CAREER STATS**

YR.	G-GS	UT	AT TOT	TFL-YDS	PBU	FF	FR	INT	SACKS
2017	2-0	0	1	1	0-0	0	0	0	0-0
2018	2-0	1	0	1	0-0	0	0	0	0-0
2019	4-0	4	1	5	0-0	0	0	0	0-0
2020	5-2	8	0	8	0-0	2	0	0	1-0
2021	5-3	4	1	5	0-0	3	0	0	1-0
<b>Total</b>	<b>18-5</b>	<b>17</b>	<b>3</b>	<b>20</b>	<b>0-0</b>	<b>5</b>	<b>0</b>	<b>0</b>	<b>1-0</b>

**BENNETT'S CAREER HIGHS**

Tackles	4 (at Penn State, 11/7/20)
Interceptions	1 (at Penn State, 11/7/20)
Pass Breakups	2 (Rutgers, 12/12/20)

**DL - ANTHONY BOOKER JR. - 89 - So.**

Major: Undeclared

**2021 Season Notes**

- Tallied three tackles (two solo) vs. Kent State (9/25)

**2020 Season Notes**

- Posted one tackle in each of the Rutgers (12/12), Indiana (11/28) and Minnesota (10/30) games
- Had career day in season opener at Northwestern (10/24), tallying four tackles (two solo) and a team-best 1.5 tackles for loss

**2019 Season Notes**

- In career debut vs. Howard (8/31), recorded two tackles including one for loss

**BOOKER JR.'S CAREER STATS**

YR.	G-GS	UT	AT TOT	TFL-YDS	PBU	FF	FR	INT	SACKS
2019	3-0	2	1	3	1.0-1	0	0	0	0-0
2020	4-0	4	3	7	1.5-2	0	0	0	0-0
2021	2-0	2	1	3	0.0-0	0	0	0	0-0
<b>Total</b>	<b>9-0</b>	<b>8</b>	<b>5</b>	<b>13</b>	<b>2.5-3</b>	<b>0</b>	<b>0</b>	<b>0</b>	<b>0-0</b>

**BOOKER JR.'S CAREER HIGHS**

Tackles	4 (at Northwestern 10/24/20)
Solo Tackles	2 (2x, last at Northwestern, 10/24/20)
Tackles for Loss	1.5 (at Northwestern 10/24/20)

## DB - BEAU BRADE - 25 - So.

Major: Business

### 2021 Season Notes

- Tallied four tackles (two solo) and 0.5 tackles for loss vs. #5 Iowa (10/1)
- Notched first career sack, for a 10-yard loss vs. Kent State (9/25)

### 2020 Season Notes

- Appeared in all five games, primarily on special teams.

### BRADE'S CAREER STATS

YR.	G-GS	UT	AT TOT	TFL-YDS	PBU	FF	FR	INT	SACKS
2020	5-0	2	1 3	0.0-0	0	0	0	0-0	0-0
2021	7-0	5	3 8	1.5-11	0	0	0	0-0	1.0-10
<b>Total</b>	<b>12-0</b>	<b>7</b>	<b>4 11</b>	<b>1.5-11</b>	<b>0</b>	<b>0</b>	<b>0</b>	<b>0-0</b>	<b>1.0-10</b>

### BRADE'S CAREER HIGHS

Tackles	4 (#5 Iowa, 10/1/21)
Solo Tackles	2 (2x, last vs. #5 Iowa, 10/1/21)
Sacks	1 (Kent State, 9/25/21)

## DB - COREY COLEY JR. - 6 - Fr.

Major: Undecided

### 2021 Season Notes

- Earned first career start at #7 Ohio State (10/9), posting one solo tackle
- Tallied two solo tackles vs. Kent State (9/25)

### 2020 Season Notes

- Appeared in all five games, primarily on special teams.

### COLEY JR.'S CAREER STATS

YR.	G-GS	UT	AT TOT	TFL-YDS	PBU	FF	FR	INT	SACKS
2021	5-1	3	1 4	0.0-0	0	0	0	0-0	0.0-0
<b>Total</b>	<b>5-1</b>	<b>3</b>	<b>1 4</b>	<b>0.0-0</b>	<b>0</b>	<b>0</b>	<b>0</b>	<b>0-0</b>	<b>0.0-0</b>

### COLEY JR.'S CAREER HIGHS

Tackles	2 (Kent State, 10/9/21)
---------	-------------------------

## DL - AMI FINAU - 55 - Sr.

Major: Family Science

### 2021 Season Notes

- Tallied a career-high five solo tackles, three of them for loss, the most by any Terp in a game this year
- Blocked a field goal in win at Illinois (9/17) to go with three tackles (two solo)

### 2020 Season Notes

- Filled up the stat sheet vs. Rutgers (12/12), posting five tackles (three solo), two tackles for loss, a forced fumble and one sack
- Tallied four tackles and half a tackle for loss at #12 Indiana (11/28)
- Has started first five games of season

### FINAU'S CAREER STATS

YR.	G-GS	UA	A TOT	TFL-YDS	PBU	FF	FR	INT	SACKS
2020	5-5	4	14 18	3.0-9	0	1	0	0	1.0-5
2021	7-7	11	2 13	4.0-6	0	0	0	0	0.0-0
<b>Totals</b>	<b>12-12</b>	<b>15</b>	<b>16 31</b>	<b>7.0-15</b>	<b>0</b>	<b>1</b>	<b>0</b>	<b>0</b>	<b>1.0-5</b>

### FINAU'S CAREER HIGHS

Tackles	5 (2x, last vs. #5 Iowa, 10/1/21)
Solo Tackles	5 (#5 Iowa, 10/1/21)
Tackles for Loss	3.0 (#5 Iowa, 10/1/21)
Sacks	1.0 (Rutgers, 12/12/20)

## DB - LAVONTE GATER - 37 - Jr.

Major: Undeclared

### 2021 Season Notes

- Earned first career start at #7 Ohio State (10/9), tallying a career-best with five solo tackles

### 2020 Season Notes

- Tallied a career-best five solo tackles vs. Rutgers (12/12)

### 2019 Season Notes

- Appeared in all 12 games as a reserve defensive back and on special teams
- Tallied 29 tackles (25 solo) with one tackle for loss
- Tabbed four tackles (two solo) in season finale at Michigan State (11/30)
- Totaled a career-best seven tackles at #1 Ohio State (11/9)
- Tallied five tackles (four solo) vs. Indiana (10/19)
- Recorded four solo tackles and first career tackles for loss for six yards at Purdue (10/12)
- Made Maryland debut in season opener vs. Howard (8/31) and blocked a kick that resulted in a Terrapin safety.

### GATER'S CAREER STATS

YR.	G-GS	UA	A TOT	TFL-YDS	PBU	FF	FR	INT	SACKS
2019	12-0	25	4 29	1.0-6	0	0	0	0	1.0-5
2020	5-0	7	0 7	0.0-0	1	0	0	0	0.0-0
2021	7-1	12	0 12	0.0-0	0	0	0	0	0.0-0
<b>Totals</b>	<b>24-1</b>	<b>44</b>	<b>4 48</b>	<b>1.0-6</b>	<b>1</b>	<b>0</b>	<b>0</b>	<b>0</b>	<b>1.0-5</b>

### GATER'S CAREER HIGHS

Tackles	7 (at #1 Ohio State, 11/9/19)
Solo Tackles	5 (Rutgers 12/12/20)
Tackle for Loss	1 (at Purdue, 10/12/19)

## DB - ISAIAH HAZEL - 14 - Jr.

Major: Family Science

### 2021 Season Notes

- Earned first career start at Minnesota (10/23), securing two tackles for loss for five yards
- Notched three tackles (two solo) at #7 Ohio State (10/9)

### 2020 Season Notes

- Tallied one tackle and a pass breakup at #12 Indiana (11/28)
- Posted season-best three tackles in win at Penn State (11/7)
- Transitioned from wide receiver to defensive back

### HAZEL'S CAREER STATS

YR.	G-GS	UA	A TOT	TFL-YDS	PBU	FF	FR	INT	SACKS
2019	10-0	4	1 5	0.0-0	0	1	0	0	0.0-0
2020	5-0	1	3 4	0.0-0	1	0	0	0	0.0-0
2021	5-1	6	2 8	2.0-5	0	0	0	0	0.0-0
<b>Totals</b>	<b>19-1</b>	<b>11</b>	<b>6 17</b>	<b>2.0-5</b>	<b>1</b>	<b>1</b>	<b>0</b>	<b>0</b>	<b>1.0-5</b>

### HAZEL'S CAREER HIGHS

Tackles	3 (3x, last at Minnesota (10/23/21)
Tackles for Loss	2.0 (at Minnesota, 10/23/21)

## LB - DESHAWN HOLT - 39 - So.

Major: Undeclared

### 2021 Season Notes

- Matched a career-high with four tackles in win at Illinois (9/17)
- Recorded sack for the second straight week, resulting in a five-yard loss to go with three tackles
- Posted first career sack in win over West Virginia (9/4), resulting in an eight-yard loss

### 2020 Season Notes

- Tallied four tackles at #12 Indiana (11/28)
- Earned first start of career, notching a tackle for loss in win at Penn State (11/7)

## HOLT'S CAREER STATS

YR.	G-GS	UA	A TOT	TFL-YDS	PBU	FF	FR	INT	SACKS
2020	5-2	5	3	8	1.0-6	1	0	0	0-0
2021	7-0	11	2	13	2.0-13	0	0	0	0-0
<b>Totals</b>	<b>12-2</b>	<b>16</b>	<b>5</b>	<b>21</b>	<b>3.0-19</b>	<b>1</b>	<b>0</b>	<b>0</b>	<b>0-0</b>

## HOLT'S CAREER HIGHS

Tackles	4 (2x, last at Illinois (9/17/21))
Solo Tackles	3 (at Illinois, 9/17/21)
Tackles for Loss	3 (3x, last vs. Howard, 9/11/21)
Sacks	1 (2x, last vs. Howard, 9/11/21)
Pass Breakups	1 (Rutgers, 12/12/20)

## DL - DARRELL JACKSON - 92 - Fr.

Major: Kinesiology

### 2021 Season Notes

- Notched six tackles (four solo) in win at Illinois (9/17)

## JACKSON'S CAREER STATS

YR.	G-GS	UA	A TOT	TFL-YDS	PBU	FF	FR	INT	SACKS
2021	6-0	9	3	12	0.0-0	0	0	0	0-0
<b>Totals</b>	<b>6-0</b>	<b>9</b>	<b>3</b>	<b>12</b>	<b>0.0-0</b>	<b>0</b>	<b>0</b>	<b>0</b>	<b>0-0</b>

## JACKSON'S CAREER HIGHS

Tackles	6 (at Illinois, 9/17/21)
Solo Tackles	4 (at Illinois, 9/17/21)

## LB - BRANDEN JENNINGS - 44 - Fr.

Major: Undeclared

### 2021 Season Notes

- Notched four solo tackles in win vs. Kent State (9/25)
- Tallied six tackles (two solo) in win at Illinois (9/17)
- In first career start, notched second straight four tackle game (all solo) and had first career tackle for loss vs. Howard (9/11)
- Posted four tackles (three solo) and forced a key fumble in the third quarter in career debut vs. West Virginia (9/4)

## JENNINGS' CAREER STATS

YR.	G-GS	UA	A TOT	TFL-YDS	PBU	FF	FR	INT	SACKS
2021	5-3	14	5	19	1.0-1	0	1	0	0.0-0
<b>Totals</b>	<b>5-3</b>	<b>14</b>	<b>5</b>	<b>19</b>	<b>1.0-1</b>	<b>0</b>	<b>1</b>	<b>0</b>	<b>0.0-0</b>

## JENNINGS' CAREER HIGHS

Tackles	6 (at Illinois, 9/17/21)
Solo Tackles	4 (Howard, 9/11/21)
Tackle for Loss	1 (Howard, 9/11/21)
Forced Fumble	1 (West Virginia, 9/11/21)

## DL - TAIJSE JOHNSON - 40 - Fr.

Major: Communications

### 2021 Season Notes

- Tallied three tackles in win at Illinois (9/17)

## JOHNSON'S CAREER STATS

YR.	G-GS	UA	A TOT	TFL-YDS	PBU	FF	FR	INT	SACKS
2021	5-0	1	5	6	0.0-0	0	0	0	0.0-0
<b>Totals</b>	<b>5-0</b>	<b>1</b>	<b>5</b>	<b>6</b>	<b>0.0-0</b>	<b>0</b>	<b>0</b>	<b>0</b>	<b>0.0-0</b>

## JOHNSON'S CAREER HIGHS

Tackles	3 (at Illinois, 9/17/21)
---------	--------------------------

## DB - AHMAD McCULLOUGH - 19 - Jr.

Major: Communications

### 2021 Season Notes

- Tallied career-best seven tackles (one solo) at Minnesota (10/23)
- Earned first start of season at #7 Ohio State and matched a career-best with five tackles (four solo)

### 2020 Season Notes

- Surpassed his career-high with five solo tackles in start vs. Rutgers (12/12)
- Had a career-best four tackles (three solo) including 1.5 for loss at #12 Indiana (11/28)
- Earned first career start at Penn State (11/7), tallying three tackles including one for loss

## McCULLOUGH'S CAREER STATS

YR.	G-GS	UA	A TOT	TFL-YDS	PBU	FF	FR	INT	SACKS
2020	5-2	10	5	15	2.5-6	0	0	0	0-0
2021	6-2	9	11	20	0.0-0	0	0	0	0-0
<b>Totals</b>	<b>15-4</b>	<b>19</b>	<b>16</b>	<b>35</b>	<b>2.5-6</b>	<b>0</b>	<b>0</b>	<b>0</b>	<b>0-0</b>

## McCULLOUGH'S CAREER HIGHS

Tackles	7 (at Minnesota, 10/23/21)
Solo Tackles	5 (Rutgers, 12/12/20)
Tackles for Loss	1.5 (at #12 Indiana, 11/28/20)

## DB - GLENDON MILLER - 38 - So.

Major: Undecided

### MILLER'S CAREER STATS

YR.	G-GS	UA	A TOT	TFL-YDS	PBU	FF	FR	INT	SACKS
2020	2-0	0	0	0	0.0-0	0	0	0	0-0
2021	7-0	4	3	7	0.0-0	0	0	0	0-0
<b>Totals</b>	<b>9-0</b>	<b>4</b>	<b>3</b>	<b>7</b>	<b>0.0-0</b>	<b>0</b>	<b>0</b>	<b>0</b>	<b>0-0</b>

## MILLER'S CAREER HIGHS

Tackles	4 (#5 Iowa, 10/1/21)
Solo Tackles	2 (#5 Iowa, 10/1/21)

## DB - JORDAN MOSLEY - 18 - Sr.

Major: Family Science

### 2021 Season Notes

- Posted six tackles (four solo) vs. #5 Iowa (10/1) to lead team for second week in a row
- Led team with seven tackles (all solo) in win over Kent State (9/25)
- Tallied six tackles (three solo), a pass breakup and a forced fumble in win at Illinois (9/17)

### 2020 Season Notes

- Second on team with 41 tackles
- Tabbed six tackles (five solo) and one for loss vs. Rutgers (12/12)
- Posted career-best 12 tackles & eight solo tackles, including 0.5 for loss and a pass breakup at #12 Indiana
- Totaled six tackles (three solo) and second career sack in win at Penn State (11/7)
- Had career-high 11 tackles (seven solo) in win over Minnesota (10/30)
- Tallied six tackles during start in first game of season at Northwestern (10/24)

### 2019 Season Notes

- Appeared in all 12 games with seven starts at safety
- Sixth on the team with 48 tackles (35 solo)
- Tallied one sack, one interception, one forced fumble and three pass break-ups
- Recorded six tackles in season finale at Michigan State (11/30)
- Matched career-best with seven tackles (five solo) vs. Nebraska (11/23)
- Posted five solo tackles at Purdue (10/12)
- Recorded six tackles (four solo) and a pass breakup at Rutgers (10/5)
- Tallied a career-best seven tackles at Temple (9/14) with first career forced fumble.
- Posted first career interception, returning it for 13 yards vs. #21 Syracuse (9/7)
- Also notched first career sack vs. the Orange

### 2018 Season Notes

- Totaled 29 tackles (18 solo)
- Second on the team with a career-best six tackles at #15 Penn State (11/24)
- Matched career-best with four tackles against Ohio State (11/17).
- Totaled four tackles against Rutgers (10/13).
- Had three tackles at #15 Michigan (10/6).
- Posted four tackles vs. Minnesota (9/22).
- Made collegiate debut at Bowling Green (9/8).

### Personal

- Younger brother. Shane, is defensive back on team

### MOSLEY'S CAREER STATS

YR.	G-GS	UA	A	TOT	TFL-YDS	PBU	FF	FR	INT	SACKS
2018	10-0	18	11	29	0.0-0	0	0	0	0-0	0.0-0
2019	12-7	35	13	48	1.0-3	4	1	0	1-13	1.0-3
2020	5-5	24	17	41	2.5-3	1	0	0	0-0	1.0-2
2021	7-7	23	13	36	0.0-0	2	1	0	0-0	0.0-0
<b>Totals</b>	<b>34-19</b>	<b>100</b>	<b>54</b>	<b>154</b>	<b>3.5-6</b>	<b>7</b>	<b>2</b>	<b>0</b>	<b>1-13</b>	<b>2.0-5</b>

### MOSLEY'S CAREER HIGHS

Tackles	12 (at #12 Indiana, 11/28/20)
Solo Tackles	8 (at #12 Indiana, 11/28/20)
Interceptions	1 (#21 Syracuse, 9/7/19)
Sacks	1 (2x, last at Penn State, 11/7/20)
Forced Fumbles	1 (2x, last at Illinois, 9/17/21)

## DL - SAM OKUAYINONU - 97 - R-Sr.

Major: Family Science

### 2021 Season Notes

- 32nd in country and 4th in Big Ten with five sacks
- Has at least one sack in four of seven games
- Totaled a career-high nine tackles (three solo) at Minnesota (10/23)
- Nabbed four tackles (two solo) and a tackle for loss at #7 Ohio State (10/9)
- Notched two tackles for loss for 11 yards and one 10-yard sack vs. #5 Iowa (10/1)
- Tallied two sacks in win over Illinois (9/17), including huge play with the game tied late in the 4th quarter, forcing a loss of 11 and giving MD the ball back
- Posted a sack for the second straight week in win vs. Howard (9/11)
- Led the Terps with a career-high 1.5 tackles for loss and tallied a sack in win over West Virginia (9/4)

### 2020 Season Notes

- Tallied four tackles and 0.5 for loss at #12 Indiana (11/28)
- Notched two tackles and half sack for six yards in win at Penn State (11/7)
- Earned start and was named captain vs. Minnesota (10/30)
- Matched career-high with seven tackles (three solo) and a half tackle for loss at Northwestern (10/24)

### 2019 Season Notes

- Appeared in 11 of 12 games with one start on the defensive line, missing only the game at #1 Ohio State (11/9)
- Tallied 31 tackles (18 solo) and 4.5 tackles for loss for 13 yards with one sack
- Matched career-high with three solo tackles including one for loss vs. #14 Michigan (11/2)
- Recorded three tackles including one for loss at Purdue (10/12)
- Earned first career start vs. #12 Penn State (9/27)
- Led Maryland with seven tackles and posted a sack in Terrapin debut vs. Howard (8/31)
- Junior college transfer

### OKUAYINONU'S CAREER STATS

YR.	G-GS	UA	A	TOT	TFL-YDS	PBU	FF	FR	INT	SACKS
2019	11-1	18	13	31	4.5-13	0	0	0	0-0	1.0-5
2020	5-4	5	12	17	1.5-8	0	0	0	0-0	0.5-6
2021	7-7	17	15	32	7.5-49	0	0	0	0-0	5.0-45
<b>Totals</b>	<b>23-12</b>	<b>40</b>	<b>40</b>	<b>80</b>	<b>13.5-70</b>	<b>0</b>	<b>0</b>	<b>0</b>	<b>0-0</b>	<b>6.5-56</b>

### OKUAYINONU'S CAREER HIGHS

Tackles	9 (at Minnesota, 10/23/21)
Solo Tackles	4 (at Michigan State, 11/30/19)
Tackles for Loss	2.0 (2x, last vs. #5 Iowa, 10/1/21)
Sacks	2.0 (at Illinois, 9/17/21)

## LB - DEMEIOUN ROBINSON - 4 - Fr.

Major: Undecided

### 2021 Season Notes

- Tallied four tackles (three solo) and first career sack for an eight yard loss vs. Kent State (9/25)
- Notched three tackles (one solo) in win at Illinois (9/17)

### ROBINSON'S CAREER STATS

YR.	G-GS	UA	A	TOT	TFL-YDS	PBU	FF	FR	INT	SACKS
2021	7-0	7	4	11	1.5-10	0	0	0	0-0	1.0-8
<b>Totals</b>	<b>7-0</b>	<b>7</b>	<b>4</b>	<b>11</b>	<b>1.5-10</b>	<b>0</b>	<b>0</b>	<b>0</b>	<b>0-0</b>	<b>1.0-8</b>

### ROBINSON'S CAREER HIGHS

Tackles	4 (Kent State, 9/25/21)
Solo Tackles	3 (Kent State, 9/25/21)
Tackles for Loss	1.5 (Kent State, 9/25/21)
Sacks	1.0 (Kent State, 9/25/21)

## DL - LAWTEZ ROGERS - 95 - Sr.

Major: Business & Management

### 2021 Season Notes

- Posted a career-best 1.5 tackles for loss vs. #5 Iowa (10/1)
- Tallied six tackles (four solo) and a tackle for loss for four yards vs. Kent State (9/25)
- Notched three solo tackles in win at Illinois (9/17)
- Recovered a Branden Jennings forced fumble in the late third quarter, while posting four tackles (three solo) and 0.5 tackles for loss in the game

### 2020 Season Notes

- Started in first two games of season at Northwestern (10/24) and Minnesota (10/30)
- Tallied career-high seven tackles (five solo) vs. Minnesota (10/30)

### 2019 Season Notes

- Appeared in 10 of 12 games, starting in the first two games of the year (Howard, 8/31; #21 Syracuse, 9/7)
- Tallied eight tackles (five solo), one sack and a pass breakup ... Recorded two tackles and a sack at Rutgers (10/5)
- Tied career-high with three tackles (two solo) vs. #12 Penn State (9/27)
- Earned first career start vs. Howard (8/31) and posted a pass breakup

### 2018 Season Notes

- Totaled eight tackles (five solo) and one sack
- Notched career-best two solo tackles and first career sack, taking down Dwayne Haskins vs. #9 Ohio State (11/17)
- Posted career-best three tackles (two solo) at Bowling Green
- Saw first game action vs. #23 Texas (9/1).

### ROGERS' CAREER STATS

YR.	G-GS	UA	A TOT	TFL-YDS	PD	FF	FR	INT	SACKS
2018	9-0	5	2	7	1.0-4	0	0	0	0-0
2019	10-2	5	3	8	1.0-7	1	0	0	0-0
2020	3-3	5	2	7	0.0-0	0	0	0	0-0
2021	7-6	13	6	19	3.0-8	0	0	1	0-0
<b>Totals</b>	<b>28-11</b>	<b>28</b>	<b>13</b>	<b>41</b>	<b>5.0-19</b>	<b>1</b>	<b>0</b>	<b>1</b>	<b>0-0</b>

### ROGERS' CAREER HIGHS

Tackles	7 (Minnesota, 10/30/20)
Solo Tackles	5 (Minnesota, 10/30/20)
Tackles for Loss	1.5 (#5 Iowa, 10/1/21)
Fumble Recoveries	1 (West Virginia, 9/4/21)

## DL - GREG ROSE - 46 - Sr.

Major: Sociology

### 2021 Season Notes

- Matched career-high with three solo tackles at #7 Ohio State (10/9)
- Tallied career-best five tackles (two solo) vs. #5 Iowa (10/1)
- With the game tied late in the fourth quarter at Illinois (9/17), posted back-to-back sacks for a loss of 18 yards on Illini QB Brandon Peters to help give the Terps possession, leading to the game winning field goal
- Earned first career start and posted two tackles in win over West Virginia (9/4).

### ROSE'S CAREER STATS

YR.	G-GS	UA	A TOT	TFL-YDS	PD	FF	FR	INT	SACKS
2020	2-0	0	0	0	0.0-0	0	0	0	0-0
2021	7-5	11	5	16	2.0-18	0	0	1	0-0
<b>Totals</b>	<b>9-5</b>	<b>11</b>	<b>5</b>	<b>16</b>	<b>2.0-18</b>	<b>0</b>	<b>0</b>	<b>1</b>	<b>0-0</b>

### ROSE'S CAREER HIGHS

Tackles	5 (#5 Iowa, 10/1/21)
Solo Tackles	3 (at Illinois, 9/17/21)
Sacks	2 (at Illinois, 9/17/21)

## DB - OSITA SMITH - 22 - So.

Major: Undecided

### 2021 Season Notes

- Matched career-high with three tackles vs. Howard (9/11)

### 2020 Season Notes

- Tallied three solo tackles in win over Minnesota (10/30)

### SMITH'S CAREER STATS

YR.	G-GS	UA	A TOT	TFL-YDS	PBU	FF	FR	INT	SACKS
2020	4-0	4	2	6	0.0-0	0	0	0	0-0
2021	2-0	3	0	3	1.0-1	0	0	0	0-0
<b>Totals</b>	<b>6-0</b>	<b>7</b>	<b>2</b>	<b>9</b>	<b>1.0-1</b>	<b>0</b>	<b>0</b>	<b>0</b>	<b>0-0</b>

### SMITH'S CAREER HIGHS

Tackles	3 (2x, last vs. Howard, 9/11/21)
Tackles for Loss	1 (Howard, 9/11/21)

## LB - GEREME SPRAGGINS - 21 - So.

Major: Sociology

### SPRAGGIN'S CAREER STATS

YR.	G-GS	UA	A TOT	TFL-YDS	PBU	FF	FR	INT	SACKS
2021	6-0	4	1	5	0.0-0	0	0	0	0-0
<b>Totals</b>	<b>6-0</b>	<b>4</b>	<b>1</b>	<b>5</b>	<b>0.0-0</b>	<b>0</b>	<b>0</b>	<b>0</b>	<b>0-0</b>

## LB - KOBİ THOMAS - 35 - Jr.

Major: Criminology and Criminal Justice

### 2021 Season Notes

- Earned first career start vs. #5 Iowa (10/1), notching two tackles
- Posted four tackles (three solo) and first career sack, for an eight yard loss vs. Kent State (9/25)

### THOMAS' CAREER STATS

YR.	G-GS	UA	A TOT	TFL-YDS	PBU	FF	FR	INT	SACKS
2020	5-0	3	1	4	0.0-0	0	0	0	0-0
2021	5-1	6	2	8	1.0-8	0	0	0	0-0
<b>2021</b>	<b>10-1</b>	<b>9</b>	<b>3</b>	<b>12</b>	<b>1.0-8</b>	<b>0</b>	<b>0</b>	<b>0</b>	<b>0-0</b>

### THOMAS' CAREER HIGHS

Tackles	5 (Howard, 9/11/21)
Solo Tackles	3 (Howard, 9/11/21)
Tackles for Loss	1 (at Illinois, 9/17/21)

## DB - DANTE TRADER - 20 - Fr.

Major: Undecided

### 2021 Season Notes

- Matched career-high with three solo tackles at Minnesota (10/23)
- Notched first career pass breakup at #7 Ohio State (10/9)
- Tallied career-best three solo tackles vs. #5 Iowa (10/1)
- Posted two tackles including one for a two yard loss in win at Illinois (9/17)
- In career debut vs. Howard (9/11), led the team with five tackles (three solo)

### Personal

- Also plays lacrosse, was No. 5 player in 2021 class

### TRADER'S CAREER STATS

YR.	G-GS	UA	A TOT	TFL-YDS	PBU	FF	FR	INT	SACKS
2021	6-0	11	2	13	1.0-2	1	0	0	0-0
<b>2021</b>	<b>6-0</b>	<b>11</b>	<b>2</b>	<b>13</b>	<b>1.0-2</b>	<b>1</b>	<b>0</b>	<b>0</b>	<b>0-0</b>

### TRADER'S CAREER HIGHS

Tackles	5 (Howard, 9/11/21)
Solo Tackles	3 (3x, last at Minnesota, 10/23/21)
Tackles for Loss	1 (at Illinois, 9/17/21)
Pass Breakups	1 (at #7 Ohio State, 10/9/21)

## K - JOSEPH PETRINO - 27 - Sr.

**Major:** Communications

### Career Honors

- Big Ten Co-Special Teams Player of the Week (9/20/21)

### 2021 Season Notes

- Put through a 48-yard field goal for second straight game at Minnesota (10/23)
- Made a 48-yard field goal, the longest of the season and second longest of his career to open the scoring at #7 Ohio State (10/9)
- Kicked 32-yard game winner with time expiring to give Maryland 20-17 win over Illinois (9/17); First walk-off game winning field goal by a Terp since 2006
- Tallied 10 points (seven PATs, one FG) in win over Howard (9/11)
- Made three field goals in win over West Virginia (9/4), including the second-longest of his career, a 45-yarder in the first quarter on his first attempt on the season

### 2020 Season Notes

- Made a 37-yard field goal and three extra points vs. Rutgers (12/12)
- Posted a 38-yard field goal at #12 Indiana (11/28)
- Made five extra points in win at Penn State (11/7)
- Kicked crucial career-long 51-yard field goal to pull Maryland within seven points during fourth quarter of Terps 17 point comeback vs. Minnesota (10/30); Tallied six extra points
- 51-yard field goal was longest for Maryland in three years since Henry Darmstadter at Minnesota (9/30)
- Made 33-yard field goal on Maryland's first drive of season at Northwestern (10/24)

### 2019 Season Notes

- Maryland's kicker, starting in every game
- Made 36-of-38 extra point attempts and 2-of-5 field goal attempts
- Made a 33-yard field goal in season finale at Michigan State (11/30)
- Went 9-for-9 in PATs in back-to-back weeks vs. Howard (8/31) & #21 Syracuse (9/7)

### 2018 Season Notes

- Made the first 11 field goals of his career, becoming the last kicker in the country to miss an attempt
- Only freshman kicker in the country to remain perfect on attempts.
- Hit four field goals at Indiana, the most by a Maryland kicker since Nick Ferrara in 2011.
- Went 9-for-9 in PATs vs. Illinois (10/27)
- Made both field goal attempts against Rutgers (10/13).
- Hit a career-long 40-yard FG and made all 6 PATs at Bowling Green (9/8).
- Made collegiate debut against #23 Texas (9/1), knocking down a pair of field goals and making all four extra points.
- The first true freshman to start at placekicker for the Terps since Brad Craddock in 2012, who would go on to win the Lou Groza Award.

### Personal

- Rated 12th nationally among placekickers by 247sports.com in class.
- Was featured on SportsCenter during high school for kicking 50-yard field goals with both his left and right foot.

### PETRINO'S CAREER STATS (KICKING)

YR.	G-GS	FGM-FGA	<29	30-39	40-49	50+	LG	PATS	PTS
2018	11-11	12-14	5-5	6-6	1-3	0-0	40	40-41	76
2019	12-12	2-5	0-1	2-3	0-1	0-0	22	36-38	42
2020	5-5	4-7	0-1	3-3	0-0	1-3	51	14-14	26
2021	7-7	9-12	3-3	3-4	3-4	0-1	48	21-22	48
<b>Totals</b>	<b>35-35</b>	<b>27-38</b>	<b>8-10</b>	<b>14-16</b>	<b>4-8</b>	<b>1-4</b>	<b>51</b>	<b>111-115</b>	<b>192</b>

### PETRINO'S CAREER HIGHS

Long	51 yards (Minnesota, 10/30/20)
Field Goals Made	4 (at Indiana, 11/10/18)
PATs Made	9 (2x, last vs. Howard, 8/31/19)

## P - ANTHONY PECORELLA - 98 - Jr.

**Major:** Undeclared

### 2021 Season Notes

- On pace for highest single season punting average in program history (46.9)
- Third all-time in career punting average (42.9 yards)
- Tallied a 53-yard punt and 52-yard punt at Minnesota (10/23)
- Booted two 56-yard punts in game at #7 Ohio State (10/9) to give him highest single-game average of career
- Totaled three punts for 137 yards (45.7 yards), including a 53-yard punt and one placed inside the five-yard line vs. #5 Iowa (10/1)
- Punted three times for 140 yards, including a 56-yard boot vs. Kent State (9/25)
- Averaged a career-high 49.0 yards per punt in win at Illinois (9/17), booting four balls for 196 yards, two over 50 yards and pinning two inside the 20

### 2020 Season Notes

- Averaged a career-high 49.0 yards per punt in win at Illinois (9/17), booting four balls for 196 yards, two over 50 yards and pinning two inside the 20
- Set career-high in punting average (48.33), as part of three punt, 145 yard performance that included a 55-yard punt vs. Rutgers (12/12)
- Punted six times for 224 yards, pinning four crucial punts inside the 20 in win over Penn State

### 2019 Season Notes

- Appeared in 11 of 12 games with six starts at punter, missing only the game vs. #21 Syracuse (9/7)
- Tallied 32 punts for 1,320 yards (41.25 average), placing eight inside the 20, five over 50 yards with a long of 62 and 13 fair catches
- Punted four times for 138 yards vs. #14 Michigan (11/2)
- Booted career-best 63 yard punt as part of five punt, 202 yard (40.4 avg.) performance, putting two inside the 20 at #17 Minnesota (10/26)
- Pinned Rutgers (10/5) inside the 20-yard line twice including a 51-yard boot
- Punted three 50+ yard boots, including a career-high 56 yarder at Temple (9/14)
- Put two of his three punts inside the 20 in Maryland debut vs. Howard (8/31)

### Personal

- Dad played football at Hofstra
- Has second degree black belt

### PECORELLA'S CAREER STATS (PUNTING)

YR.	G-GS	PUNTS	YDS	AVG	LG	TB	FC	120	50+
2019	11-6	32	1320	41.3	63	2	13	8	5
2020	5-4	15	631	42.1	55	1	4	8	1
2021	7-4	16	750	46.9	56	2	2	5	8
<b>Totals</b>	<b>23-14</b>	<b>63</b>	<b>2701</b>	<b>42.9</b>	<b>63</b>	<b>5</b>	<b>19</b>	<b>21</b>	<b>14</b>

### PECORELLA'S CAREER HIGHS

Punts	6 (at Penn State, 11/7/20)
Long Punt	63 (at Purdue, 10/12/19)
Punting Average	56.0 (at #7 Ohio State, 10/9/21)
Punting Yards	238 (at Temple, 9/14/19)
Punts Inside 20	4 (at Penn State, 11/7/20)

## P - COLTON SPANGLER - 99 - Jr.

**Major:** Architecture

### 2021 Season Notes

- Matched career-best average at 49.5 yards with a 50-yard and 49-yard punt at Minnesota (10/23)
- Had longest punt of career with a 62-yard kick at #7 Ohio State (10/9)
- Booted a 50-yard punt as part of two punt, 87 yard game in win at Illinois (9/17)

### 2020 Season Notes

- Pinned two punts inside the 20 yard line with a long of 46 as part of five punt, 191 yard performance vs. Rutgers (12/12)
- Had a 50 yard boot, as part of three punt, 139 yard performance at #12 Indiana (11/28)
- Punted four times for 151 yards, a 37.75 average, pinning one inside the 20 at Northwestern (10/24)

### 2019 Season Notes

- Appeared in all 12 games with six starts
- Tallied 43 punts for 1,705 yards (39.65 average) with a long of 60
- Pinned 12 punts inside the 20 yards and booted four over 50 yards
- Booted a 60 yard punt as part of a three punt, 141 yard performance at Michigan State (11/30)
- Averaged 41.80 yards per punt (five for 209) in home finale vs. Nebraska (11/23)
- Recorded 258 punting yards on seven kicks at #1 Ohio State (11/9)
- Punted two balls over 50 yards at #17 Minnesota (10/26)
- Tallied career-best 60 yard punt vs. Indiana (10/19)
- Booted a 54-yard on first career Maryland action vs. Howard (8/31)

### Personal

- Wants to be an architect

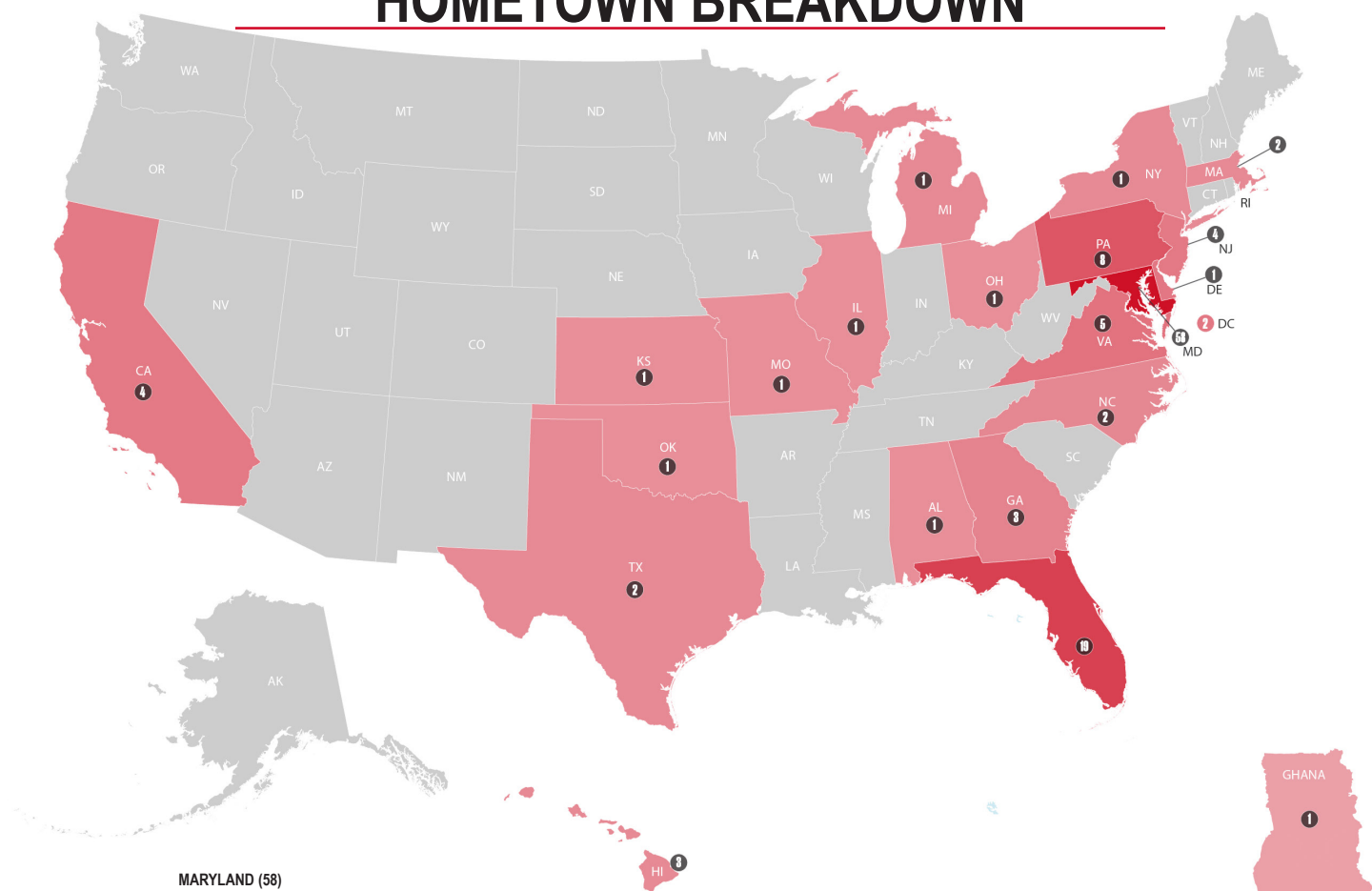
### SPANGLER'S CAREER STATS (PUNTING)

YR.	G-GS	PUNTS	YDS	AVG	LG	TB	FC	120	50+
2019	12-6	43	1705	39.7	60	1	21	12	4
2020	5-1	13	511	39.3	50	0	5	6	1
2021	7-3	14	621	44.3	62	0	6	1	3
<b>Totals</b>	<b>23-10</b>	<b>70</b>	<b>2738</b>	<b>40.3</b>	<b>62</b>	<b>1</b>	<b>32</b>	<b>19</b>	<b>8</b>

### SPANGLER'S CAREER HIGHS

Punts	7 (at #1 Ohio State, 11/9/19)
Long Punt	62 (at #7 Ohio State, 10/9/21)
Punting Average	49.5 (2x, last at Minnesota, 10/23/21)
Punting Yards	258 (at #1 Ohio State, 11/9/19)
Punts Inside 20	2 (3x, last vs. Rutgers, 12/12/20)

## HOMETOWN BREAKDOWN



## MARYLAND (58)

Tommy Akingbesote  
Clayton Allen  
Daniel Anderson  
Spencer Anderson  
Deonte Banks  
Tyler Baylor  
Joseph Beams III  
Harrison Beattie  
John Berard  
Kameron Blount  
Beau Brade  
Maxwell Brown  
David Brownlee  
Terrance Butler Jr.  
Nick Cross  
Jaelyn Duncan  
Corey Dyches  
Dejuan Ellis  
Conor Fagan  
Tayon Fleet-Davis  
Rex Fleming  
Austin Fontaine  
David Foust  
Lavonte Gater  
Ethan Gough  
Sean Greeley  
Ja'Khi Green  
Evan Gregory  
Isaiah Hazel  
Roman Hemby  
Kai Holloway  
Deshawn Holt  
Leron Husbands  
Malik Jackson  
Rashard Jackson  
Rakim Jarrett  
Taizhe Johnson  
Antwaine Littleton II  
Mason Lunsford  
Ahmad McCullough  
Colby McDonald  
Josh Morris  
Eric Najarian  
Durrell Nchami  
Bruno Onwuazor  
Jacob Purcell  
Demeioun Robinson  
Lawteuz Rogers  
Ernest Shockley III  
Zion Shockley  
Alex Simet

Largo  
Huntingtown  
Upper Marlboro  
Bowie  
Baltimore  
Silver Spring  
Huntingtown  
Phoenix  
Lothian  
Waldorf  
Clarksville  
Olney  
Clinton  
Baltimore  
Bowie  
New Carrollton  
Oxon Hill  
Accokeek  
Clarksburg  
Oxon Hill  
Owings  
Waldorf  
Edgewater  
Palmer Park  
Owings  
Havre de Grace  
Palmer Park  
Brandywine  
Largo  
Edgewood  
Rockville  
Waldorf  
Seat Pleasant  
Laurel  
Leonardtown  
Palmer Park  
District Heights  
Greenbelt  
Olney  
Baltimore  
Accokeek  
Glendale  
Crofton  
Silver Spring  
Bladensburg  
Owings  
Gaithersburg  
Landover  
Berlin  
Berlin  
Towson

Osita Smith  
Colton Spangler  
Gereme Spraggins  
Kobi Thomas  
Jayon Venerable  
Sean Wilkins

Frankie Burgess  
Corey Coley Jr.  
Marcus Finger  
Marcus Fleming  
Fa'Najae Gotay  
Aric Harris  
Jack Howes  
Ruben Hyppolite II  
Darrell Jackson  
Branden Jennings  
Jeshaun Jones  
Terrence Lewis  
Kristopher Love  
DaeJaun McDougle  
Glendon Miller  
Zach Perkins  
Almosse Titi  
Riyad Wilmot  
Weston Wolff

Kenny Bennett  
Devon Dickerson  
C.J. Dippre  
Ryan Duell  
Jordan Mosley  
Shane Mosley  
Dino Tomlin  
Reece Udinski

Brian Cobbs  
Tai Felton  
Zachary Jackson  
Darryl Jones  
Amelio Moran

Devyn King  
Mosiah Nasili-Kite  
Greg Rose  
Brenden Segovia

Columbia  
Pasadena  
Severn  
Largo  
Annapolis  
Gambrells

## FLORIDA (19)

Pahokee  
Jacksonville  
Fort Myers  
Miami  
North Fort Myers  
Pensacola  
Orlando  
Davie  
Havana  
Jacksonville  
Fort Myers  
Opa-Locka  
Miami Gardens  
Boca Raton  
Orange Park  
Tampa  
Fort Lauderdale  
Venice

## PENNSYLVANIA (8)

Philadelphia  
Elkins Park  
Scranton  
West Chester  
Havertown  
Havertown  
Pittsburgh  
North Wales

## VIRGINIA (5)

Alexandria  
Ashburn  
Aldie  
Virginia Beach  
Virginia Beach

## CALIFORNIA (4)

Rancho Palos Verdes  
Pittsburg  
Los Angeles  
Los Angeles

Justin Brown  
Nick DeGennaro  
Jake Foggia  
Tarheeb Still

Carlos Carriere  
Chigoziem Okonkwo  
Joseph Petrino

Challen Faamatau  
Ami Finau  
Taulia Tagovailoa

Dontay Demus Jr.  
Andre Porter

Mitchell Gorgas  
Sam Okuyinonu

TJ Kautai  
Robert Smith

JaKorian Bennett

Dante Trader

Johari Branch

Tommy Varhall

Peny Boone

Kyle Long

Anthony Pecorella

Delmar Glaze

Anthony Booker Jr.

Isaiah Jacobs

Isaac Bunyun

## NEW JERSEY (4)

Hillsborough  
Old Bridge  
West Long Branch  
Sicklerville

## GEORGIA (3)

Alpharetta  
Powder Springs  
Richmond Hill

## HAWAII (3)

Kalihi  
Kahuku  
Ewa Beach

## WASHINGTON D.C. (2)

Washington D.C.  
Washington D.C.

## MASSACHUSETTS (2)

Shrewsbury  
Lowell

## TEXAS (2)

Eules  
Houston

## ALABAMA (1)

Mobile

## DELAWARE (1)

Delmar

## ILLINOIS (1)

Chicago

## KANSAS (1)

Overland Park

## MICHIGAN (1)

Detroit

## MISSOURI (1)

St. Louis

## NEW YORK (1)

Malverne

## NORTH CAROLINA (1)

Charlotte

## OHIO (1)

Cincinnati

## OKLAHOMA (1)

Tulsa

## GHANA (1)

Accara

## INDIANA AT A GLANCE

### 2021 RECORD: 2-5, 0-4 BIG TEN

Home: 1-3; Away: 1-2

#### 2021 SCHEDULE

Sept. 4	at #18 Iowa *	L, 6-34
Sept. 11	Idaho	W, 56-14
Sept. 18	#8 Cincinnati	L, 24-38
Sept. 25	at Western Kentucky	W, 33-31
Oct. 2	at #4 Penn State *	L, 0-24
Oct. 16	#10 Michigan State *	L, 15-20
Oct. 23	#5 Ohio State *	L, 7-54
Oct. 30	at Maryland*	Noon
Nov. 6	at #6 Michigan *	TBA
Nov. 13	Rutgers *	TBA
Nov. 20	Minnesota *	TBA
Nov. 27	at Purdue *	TBA

#### 2021 STAT LEADERS

Rushing	No.	Yds.	Avg.	Lg.	TD
Stephen Carr	131	452	3.5	26	4
Davion Ervin-Poindexter	14	104	7.4	37	1

Passing	C-A-I	Pct.	Yds.	Lg.	TD
Michael Penix Jr.	87-162-7	53.7%	939	44	4
Jack Tuttle	40-77-3	52.0%	397	76	2

Receiving	No.	Yds.	Lg.	TD
Ty Fryfogle	34	367	33	1
Peyton Hendershot	29	341	35	2

Defense	U-A	Total	Sacks	TFL
Micah McFadden	25-17	42	4.5-38	12.0-81
Cam Jones	27-12	39	1.0-6	2.0-9

## SERIES HISTORY:

### Maryland vs. Indiana

Series: Indiana leads, 7-2

Home: Indiana leads, 2-1

Last Meeting: November 28, 2020 (Indiana, 27-11)

#### LAST FIVE MEETINGS

Year	Site	Result	Final
2020	Indiana	L	11-27
2019	Maryland	L	28-34
2018	Indiana	L	32-34
2017	Maryland	W	42-39
2016	Indiana	L	36-42

#### THE LAST TIME

##### 100-Yard Rushing Game

Javon Leake (10/19/19)

##### 100-Yard Receiving Game

Dontay Demus Jr. (11/28/20)

##### Interception

Antoine Brooks Jr. (10/19/19)

## MARYLAND-INDIANA CONNECTIONS

#### AREA

· Maryland has no players from Indiana.

· Indiana has one player from Maryland (OL Aidan Rafferty.)

#### HOMETOWN

· Maryland WR Marcus Fleming, Indiana DL James Head Jr., and OL Ricky Tamis are all from Miami, FL.

· Maryland OL Zach Perkins, DL Almosse Titi, Indiana LB James Miller, DB Juwan Burgess, QB Michael Penix Jr., DL Jonathan King, LB Thomas Allen, and LB Micah McFadden are all from Tampa, FL.

· Maryland DB Corey Coley Jr., Indiana DB Devon Matthews, WR/RS D.J. Matthews Jr., and DB Larry Smith III are all from Jacksonville, FL.

· Maryland RB Peny Boone and Indiana DL Christian Love are both from Detroit, MI.

· Maryland OL Johari Branch and Indiana OL Nick Marozas are both from Chicago, IL.

· Maryland OL Kyle Long and Indiana OL Brady Fee-ney are both from St. Louis, MO.

· Maryland DL Riyad Wilmot and Indiana DB Tiawan Mullen are both from Fort Lauderdale, FL.

· Maryland WR Carlos Carriere and Indiana LS Kurtis Robinson are both from Alpharetta, GA.

· Maryland DL Anthony Booker Jr and Indiana OL Zach Carpenter are both from Cincinnati, OH.



WR Darryl Jones (11/28/20)

#### HIGH SCHOOL

· Maryland DB Corey Coley Jr. and Indiana WR/RS D.J. Matthews Jr. both attended Trinity Christian Academy in Jacksonville, FL.

· Maryland OL Conor Fagan and Indiana OL Aidan Rafferty both attended Gonzaga College High School in Washington D.C.

#### COACHES

· Indiana tight end coach Kevin Wright was the Head Coach at IMG Academy from 2015-19. Maryland OL Tommy Varhall and Mitchell Gorgas both attended IMG Acad

# GAME MATCHUP

## Maryland Terrapins (FBS - 130 ranked)

<b>Total Offense</b>		
421.6	53rd	
<b>Passing Offense</b>		
293.6	18th	
<b>Rushing Offense</b>		
128.0	93rd	
<b>Scoring Offense</b>		
28.0	73rd	
<b>Sacks Allowed</b>		
1.86	48th	
<b>Third Down Offense</b>		
39.6%	73rd	
<b>Red Zone Offense</b>		
76.5%	105th	
<b>Total Defense</b>		
396.3	83rd	
<b>Passing Defense</b>		
241.4	88th	
<b>Rushing Defense</b>		
154.9	75th	
<b>Scoring Defense</b>		
29.7	96th	
<b>Sacks</b>		
2.71	31st	
<b>Third Down Defense</b>		
39.4%	68th	
<b>Red Zone Defense</b>		
78.8%	40th	
<b>Takeaways</b>		
8	95th	
<b>Giveaways</b>		
14	112th	
<b>Kick Return Average</b>		
17.35	108th	
<b>Punt Return Average</b>		
4.43	109th	
<b>Time of Possession</b>		
29:14	80th	

## Indiana Hoosiers (FBS - 130 ranked)

<b>Total Defense</b>		
56th	364.0	
<b>Passing Defense</b>		
69th	229.7	
<b>Rushing Defense</b>		
46th	134.3	
<b>Scoring Defense</b>		
101st	30.7	
<b>Sacks</b>		
113th	1.43	
<b>Third Down Defense</b>		
39th	35.2%	
<b>Red Zone Defense</b>		
94th	88.9%	
<b>Total Offense</b>		
121st	309.7	
<b>Passing Offense</b>		
99th	196.4	
<b>Rushing Offense</b>		
107th	113.3	
<b>Scoring Offense</b>		
114th	20.1	
<b>Sacks Allowed</b>		
83rd	2.43	
<b>Third Down Offense</b>		
70th	40.0%	
<b>Red Zone Offense</b>		
92nd	80.0%	
<b>Giveaways</b>		
89th	12	
<b>Takeaways</b>		
95th	8	
<b>Kick Return Average</b>		
45th	22.27	
<b>Punt Return Average</b>		
21st	13.22	
<b>Time of Possession</b>		
31st	31:25	



## 2021 SCORING DRIVES

Opp.	Plays	Yards	TOP	Result	Qrt.	Time	Scoring Play	QB
WVU	9	47	3:14	FG	1	11:46	Petrino 45yd field goal	Tagovailoa
WVU	3	80	0:50	TD	1	7:57	Demus Jr. 66yd reception	Tagovailoa
WVU	8	70	3:03	TD	1	0:53	Okonkwo 18yd reception	Tagovailoa
WVU	7	66	1:31	FG	2	1:31	Petrino 21yd field goal	Tagovailoa
WVU	14	58	5:53	FG	4	9:16	Petrino 26yd field goal	Tagovailoa
WVU	5	80	1:51	TD	4	6:25	Jarrett 60yd reception	Tagovailoa
HOW	6	64	2:06	TD	1	11:27	Demus Jr. 14yd reception	Tagovailoa
HOW	7	54	2:30	TD	1	6:44	Fleet-Davis 17yd run	Tagovailoa
HOW	7	72	3:04	TD	2	14:21	Okonkwo 2yd reception	Tagovailoa
HOW	1	11	0:05	TD	2	8:58	McDonald 11yd run	Tagovailoa
HOW	5	45	2:11	TD	2	4:57	Boone 4yd run	Tagovailoa
HOW	6	33	0:37	FG	2	0:00	Petrino 38yd field goal	Tagovailoa
HOW	6	66	3:02	TD	3	11:52	Jarrett 36yd reception	Tagovailoa
HOW	6	74	2:34	TD	3	6:54	Carriere 22yd reception	Udinski
HOW	10	46	6:01	FG	4	14:57	Beattie 34yd field goal	Udinski
HOW	16	76	10:02	TD	4	3:38	Hemby 1yd run	Udinski
ILL	11	66	5:07	FG	2	10:43	Petrino 32yd field goal	Tagovailoa
ILL	5	75	1:49	TD	3	13:11	Fleet-Davis 2yd run	Tagovailoa
ILL	8	86	2:37	TD	4	2:13	Fleet-Davis 10yd reception	Tagovailoa
ILL	3	32	0:47	FG	4	0:00	Petrino 32yd field goal	Tagovailoa
KENT	3	59	1:10	TD	1	5:25	Demus Jr. 33yd reception	Tagovailoa
KENT	10	76	3:51	TD	2	14:55	Jarrett 6yd reception	Tagovailoa
KENT	3	74	1:19	TD	2	12:03	Fleet-Davis 3yd run	Tagovailoa
KENT	11	69	3:55	FG	2	0:43	Petrino 26yd field goal	Tagovailoa
KENT	5	60	1:22	TD	3	10:14	Fleet-Davis 29yd run	Tagovailoa
KENT	8	62	2:39	TD	3	5:31	Dyches 9yd reception	Tagovailoa
IOWA	8	69	3:32	TD	1	3:37	Okonkwo 9yd reception	Tagovailoa
IOWA	8	75	2:34	TD	3	6:01	Jarrett 7yd reception	Tagovailoa
OSU	10	45	4:40	FG	1	10:20	Petrino 48yd field goal	Tagovailoa
OSU	12	75	4:29	TD	2	7:37	Carriere 7yd reception	Tagovailoa
OSU	5	75	1:44	TD	3	0:47	Jarrett 43yd reception	Tagovailoa
MINN	8	39	3:44	FG	1	8:28	Petrino 47yd field goal	Tagovailoa
MINN	8	75	4:15	TD	2	4:05	Fleet-Davis 13yd run	Tagovailoa
MINN	12	91	3:25	TD	4	1:31	Fleming 17yd reception	Tagovailoa

## 2021 Game Captains

## Opp.

WVU	Cobbs	Demus Jr.	Okuyayinonu
HOW	Okonkwo	Petrino	Rogers
ILL	Branch	Finau	D. Jones
KENT	K. Bennett	Carriere	Mosley
IOWA	J. Bennett	Fleet-Davis	Tagovailoa
OSU	Cross	Duncan	Nchami
MINN	Faamatau	Okuyayinonu	Rogers

## Terps on NFL Rosters

Jermaine Carter, Jr.	Carolina Panthers
Byron Cowart	New England Patriots
Stefon Diggs	Buffalo Bills
Michael Dunn	Cleveland Browns
Trey Edmunds	Pittsburgh Steelers
Jake Funk	Los Angeles Rams
JC Jackson *	New England Patriots*
Quinton Jefferson	Las Vegas Raiders
Ty Johnson	New York Jets
Keandre Jones	Cincinnati Bengals
Tyler Mabry	Seattle Seahawks
Anthony McFarland Jr.	Pittsburgh Steelers
DJ Moore	Carolina Panthers
Yannick Ngakoue	Las Vegas Raiders
Darnell Savage Jr.	Green Bay Packers
Josh Woods	Chicago Bears

\* Super Bowl winner

## BIG TEN CONFERENCE 2021 STANDINGS

BIG TEN					OVERALL							
EAST	W	L	For	Opp	W	L	For	Opp	Hm	Rd	Nu	Streak
#6 Michigan	4	0	123	66	7	0	264	100	5-0	2-0	0-0	W7
#8 Michigan State	4	0	112	69	7	0	240	131	3-0	4-0	0-0	W7
#5 Ohio State	4	0	217	68	6	1	345	130	3-1	3-0	0-0	W5
#20 Penn State	2	2	78	53	5	2	188	103	4-1	1-1	0-0	L2
<b>Maryland</b>	<b>1</b>	<b>3</b>	<b>67</b>	<b>168</b>	<b>4</b>	<b>3</b>	<b>196</b>	<b>208</b>	<b>3-1</b>	<b>1-2</b>	<b>0-0</b>	<b>L3</b>
Rutgers	0	4	46	124	3	4	169	158	2-2	1-2	0-0	L4
Indiana	0	4	28	132	2	5	141	215	1-3	1-2	0-0	L3

WEST	W	L	For	Opp	W	L	For	Opp	Hm	Rd	Nu	Streak
#9 Iowa	3	1	115	64	6	1	196	102	4-1	2-0	0-0	L1
Minnesota	3	1	115	97	5	2	186	137	3-2	2-0	0-0	W3
Wisconsin	2	2	81	67	4	3	148	129	2-2	2-0	0-1	W3
Purdue	2	2	63	66	4	3	155	114	2-1	2-1	0-0	W1
Illinois	2	3	76	97	3	5	144	190	2-3	1-2	0-0	W1
Northwestern	1	3	56	134	3	4	138	176	3-1	0-3	0-0	L1
Nebraska	1	4	150	122	3	5	246	155	3-1	0-4	0-0	L2

## THIS WEEK IN THE BIG TEN WEEK 9 SCHEDULE

### Saturday, October 30

#6 Michigan at #8 Michigan State (FOX) ... 12:00 p.m.  
 #9 Iowa at Wisconsin (ESPN) ..... 12:00 p.m.  
 Rutgers at Illinois (BTN) ..... 12:00 p.m.  
 Indiana at Maryland (BTN) ..... 12:00 p.m.  
 Minnesota at Northwestern (BTN) ..... 3:30 p.m.  
 Purdue at Nebraska (ESPN2) ..... 3:30 p.m.  
 #20 Penn State at #5 Ohio State (ABC) .... 7:30 p.m.

### BIG TEN PLAYERS OF THE WEEK

Joseph Petrino

Special Teams, 9/20

### 2021 WATCHLIST LOOK

Taulia Tagovailoa

Maxwell Award

Johnny Unitas Golden Arm

Polynesian College Football Player of the Year Award

Dontay Demus Jr.

Reese's Senior Bowl

Biletnikoff Award

Chigoziem Okonkwo

John Mackey Award

Brian Cobbs

Wueffel Trophy

Jeshaun Jones

Paul Hornung Award

Tayon Fleet-Davis

Doak Walker Award

### TERP TENDENCIES

Tendency	2021	Strk.	Last W/L
Overall Record	4-3	L3	9/25/21 vs. Kent State
Home	3-1	L1	9/25/21 vs. Kent State
Road	1-2	L2	9/17/21 at Illinois
Neutral	0-0	W1	12/26/17 vs. BC
B1G Record	1-3	L3	9/17/21 at Illinois
Non-Conference Record	3-0	W3	9/14/19 at Temple
vs. Top-25 Teams	0-2	L7	9/7/19 vs. Syracuse
vs. Unranked Teams	4-1	L1	9/25/21 vs. Kent State
On Grass	0-0	W1	10/24/20 at Northwestern
On Turf	4-3	L3	9/25/21 vs. Kent State
Day Games	2-2	L2	9/25/21 vs. Kent State
Night Games	2-1	L1	9/17/21 at Illinois
August	0-0	W1	8/28/03 at N. Illinois
September	4-0	W4	9/27/19 vs. Penn State
October	0-3	L3	10/30/20 vs. Minnesota
November	0-0	L1	11/7/20 at Penn State
December	0-0	L4	12/29/10 vs. East Carolina

Leading after first quarter	3-1	L1	9/25/21 vs. Kent State
Trailing after first quarter	0-1	L15	9/8/18 at Bowling Green
Tied after first quarter	1-1	L1	9/17/21 at Illinois
Leading at halftime	2-0	W2	12/12/20 vs. Rutgers
Trailing at halftime	1-3	L3	9/4/21 vs. West Virginia
Tied at halftime	1-0	W2	11/17/15 vs. Wisconsin
Leading after third quarter	2-0	W3	11/30/19 at Michigan State
Trailing after third quarter	1-3	L3	9/4/21 vs. West Virginia
Tied after third quarter	1-0	W2	9/12/15 vs. Bowling Green
In overtime	0-0	L1	10/30/20 vs. Minnesota

Scoring 0-19	0-3	L42	10/6/12 vs. Wake Forest
Scoring 20-29	1-0	W1	12/12/20 vs. Rutgers
Scoring 30-39 points	2-0	W3	11/10/18 at Indiana
Scoring 40+ points	1-0	W5	11/17/18 vs. Ohio State
Allowing 0-19 points	3-0	W4	11/30/19 at Michigan State
Allowing 20-29 points	1-0	W1	12/12/20 vs. Rutgers
Allowing 30-39 points	0-1	L19	10/18/14 vs. Iowa
Allowing 40+ points	0-2	L2	10/30/20 vs. Minnesota


Outgaining Opponent	4-0	W4	10/30/20 vs. Minnesota
Outgained by Opponent	0-3	L4	12/12/20 vs. Rutgers


With 100-yard rusher	1-0	W1	12/12/20 vs. Rutgers
Allow 100-yard rusher	0-2	L3	10/30/20 vs. Minnesota
With 300-yard passer	3-0	W5	9/22/12 at West Virginia
Allow 300-yard passer	1-1	L1	9/25/21 vs. Kent State

No turnovers	2-0	W9	10/14/17 vs. Northwestern
Less than three turnovers	3-2	L2	9/17/21 at Illinois
Three or more turnovers	0-1	L9	9/6/14 at USF
No takeaways	0-3	L4	10/30/20 vs. Minnesota
Three or more takeaways	1-0	W2	9/14/19 at Temple
Win turnover margin	2-0	W3	9/14/19 at Temple
Lose turnover margin	2-3	L3	9/25/21 vs. Kent State
Win time of possession	2-1	L1	9/11/21 vs. Howard
Lose time of possession	2-2	L2	9/25/21 vs. Kent State

Game decided by 1-9	2-0	W2	12/12/20 vs. Rutgers
Game decided by 10-19	0-1	L1	11/7/20 at Penn State
Game decided by 20+	2-2	L2	9/11/21 vs. Howard

Note: The specified date marks the last time the opposite result happened. For example, if Maryland is on a win streak, the date would note the last time Maryland lost in the particular category, and vice versa.





# MICHAEL LOCKSLEY

Head Coach

Towson '92 • 12th Year at Maryland, 2nd as Head Coach

Michael Locksley returned home to become the University of Maryland's 37th head football coach in December 2018. Locksley, a Washington, D.C. native with deep personal and professional connections to the area, has nearly 30 years of coaching experience and 2020 will be his 12th season with the Terps over three separate stints at Maryland.

The winner of the 2018 Broyles Award, given to the nation's top assistant coach, Locksley spent three years working under Nick Saban at the University of Alabama before taking the head coaching job at Maryland. He served as the Crimson Tide's co-offensive coordinator and won a national championship in 2017 before being promoted to offensive coordinator in 2018 and helping Alabama return to the College Football Playoff.

Locksley, known for strong recruiting skills, was listed as a top-25 recruiter in the nation three different times (2003, 2005, 2006) and was a finalist for 2007 recruiter of the year by Rivals.com. He also engineered top-10 recruiting classes during each of his two seasons (2003-04) as running backs coach and recruiting coordinator at the University of Florida.

Locksley has signed 24 four or five star recruits over his coaching career (according to 247sports), 15 of which came from the DMV area, in addition to coaching 98 NFL Draft selections. Among Locksley's successful signings to Maryland were future NFL stars Vernon Davis, Shawne Merriman, LaMont Jordan, D'Qwell Jackson, EJ Henderson, Yannick Ngakoue and Stefon Diggs.

Alabama's Locksley-led offense averaged 45.6 points and 522.0 yards per game in 2018. The Tide set school records for points scored (684), single-season total offense (7,830 yards) and passing yards (4,854) in a season. Alabama quarterback Tua Tagovailoa threw for 3,966 yards and a school-record 43 touchdowns in 2018.

In 2017, Locksley coached the Alabama wide receivers, who combined to catch 128 passes for 2,059 yards and 19 touchdowns led by First Team All-SEC selection Calvin Ridley. Ridley hauled in 63 passes for 967 yards and five touchdowns in his junior season. Locksley spent the 2016 season on the Crimson Tide's staff as an offensive analyst.

Prior to Alabama, Locksley served as Maryland's offensive coordinator and quarterbacks coach from 2012-15. He was named the Terps interim head coach for the final six games of the 2015 season.

During his time as Maryland's offensive coordinator, the Terrapins produced balanced and effective results. Locksley's attack was led by quarterback C.J. Brown, who became Maryland's all-time leader in touchdowns responsible (58) after totaling 13 passing touchdowns and eight rushing touchdowns in 2014. Locksley also mentored

wide receiver, Stefon Diggs, who hauled in 62 passes for 792 yards and five touchdowns en route to second team All-Big Ten honors. Diggs is now an NFL superstar for the Minnesota Vikings.

In 2013, Locksley guided an offense that eclipsed 5,000 yards (5,160) for only the fourth time in program history and the first time since 2003. The passing game excelled that season, totaling 3,231 yards for the third-highest total in school history.

Prior to Maryland, Locksley served as the head coach at the University of New Mexico from 2009-11. Before that, Locksley also served as the offensive coordinator at the University of Illinois from 2005-08. The Illini went from No. 72 nationally in total offense in 2005 to 19th following the 2008 season. They led the Big Ten in rushing in 2006 and 2007 and then led the league in passing in 2008. The rushing attack was twice ranked in the top-10 nationally (No. 10 in 2006 and No. 5 in 2007).

Under Locksley's offensive plan, wide receiver Arrelious Benn was a first team all-conference pick as a sophomore in 2008 after leading the league in receiving yards (1,055). He went on to become a second-round pick of the Tampa Bay Buccaneers in the 2010 NFL Draft.

The 2007 Illinois offense became just the third unit in school history to surpass the 5,000-yard mark and first to top 3,000 rushing yards. Led by Big Ten Offensive Player of the Year Rashard Mendenhall, the Illini led the league in rushing for the second straight year and finished fifth nationally at 256.7 yards a game.

Illinois played USC in the 2008 Rose Bowl and finished the season ranked 18th in the nation in the ESPN/USA Today Coaches' poll and 20th by the Associated Press following a 9-4 season. In 2006, Locksley led an Illinois offense that paced the Big Ten and ranked 10th in the nation in rushing, averaging 188.8 yards.

Locksley spent the 2003 and 2004 seasons at the University of Florida as the running backs coach and recruiting coordinator. In 2004, Gators' running back Ciatrick Fason led the SEC and ranked 19th in the NCAA in rushing (105.6 yards a game) on his way to second-team all-league honors.

In his first stint at Maryland from 1997-2002, Locksley enjoyed success both recruiting and grooming players in College Park. He oversaw the running backs during his entire tenure, including the final five as recruiting coordinator. Three different running backs - Chris Downs, Bruce Perry and LaMont Jordan - gained more than 1,000 yards and were named First Team All-Atlantic Coast Conference.

He began his coaching career at Towson in 1992, where

## The Locksley File

Full Name	Michael Locksley
Date of Birth	December 25, 1969
Hometown	Washington, D.C.
Alma Mater	Towson University '92 (B.A., Marketing)
Family	Wife, Kia; Children: Mike Jr., Kai, Kori and the late Meiko.
Playing Experience	Safety at Towson
Years in Coaching (College)	26

## Coaching Experience

2019-	Head Coach	Maryland
2018	Offensive Coordinator	Alabama
2017	Co-Offensive Coordinator/Wide Receivers	Alabama
2016	Offensive Analyst	Alabama
2012-15	Offensive Coordinator/Quarterbacks	Maryland
2009-11	Head Coach	New Mexico
2006-08	Offensive Coordinator/Quarterbacks	Illinois
2005	Offensive Coordinator/Tight Ends	Illinois
2003-04	Running Backs/Recruiting Coordinator	Florida
1998-02	Running Backs/Recruiting Coordinator	Maryland
1997	Running Backs	Maryland
1996	Wide Receivers/Tight Ends	Army
1995	Outside Linebackers	Pacific
1994	DC/DL Coach	Naval Academy Preparatory School
1993	DC/DB Coach	Naval Academy Preparatory School

he coached defensive backs and special teams, followed by two seasons at the U.S. Naval Academy Preparatory School. He coached outside linebackers at the University of the Pacific in 1995 and then coached wide receivers and tight ends at Army in 1996.

Locksley played safety at Towson University, where he was the team's defensive MVP as a senior in 1991. He finished his career ranked 19th on the school's all-time tackles list and graduated with a bachelor's degree in business administration and marketing.

In August 2020, Locksley announced the formation of the National Coalition of Minority Football Coaches (NCMFC). The NCMFC was formed as a multi-pronged effort to remove roadblocks, increase awareness and spur action toward fair and equitable hiring at all levels of football. The non-profit organization seeks to prepare, promote and produce qualified minority coaches to ascend in the ranks of college and professional football.

Locksley and his wife, Kia, have four children: Mike Jr., Kai, Kori and the late Meiko.

## MARYLAND COACHING STAFF

## OFFENSE

**DAN ENOS (Field)**

Offensive Coordinator/Quarterbacks

1st Year at Maryland (Michigan State, '90)

- Has spent last 11 seasons as OC or head coach
- Won SEC Championship and made CFP with Locksley at Alabama in 2018
- Head Coach at Central Michigan from 2010-14

**BRIAN BRASWELL (Field)**

Offensive Line

2nd Year at Maryland (Hampton, '04)

- Served as volunteer assistant for Terps in 2020
- Coached five years in NFL from 2014-18 for Cleveland Browns and Cincinnati Bengals
- Also coached in the XFL, serving as the Offensive Line Coach for the St. Louis Battlehawks.

**ELIJAH BROOKS (Field)**

Running Backs

3rd Year at Maryland (William &amp; Mary, '07)

- Has had RB get drafted in back to back years (Jake Funk, '21 & Anthony McFarland, '20)
- Spent eight years as HC at powerhouse DeMatha High School
- Won four consecutive WCAC Championships

**MIKE MILLER (Booth)**

Tight Ends

3rd Year at Maryland (UAB, '15)

- Spent two seasons as Michael Locksley's graduate assistant at Alabama
- Helped Tide offense set countless school records in 2018
- Played quarterback at UAB in 2011-12

**ZOHN BURDEN (Field)**

Wide Receivers

1st Year at Maryland (VMI, '05)

- Comes to Maryland from Virginia Tech, where he coached from 2015-19
- Hokies won 40 games in Burden's five seasons in Blacksburg, including an ACC Coastal Division title in 2016 and bowl game appearance in all five seasons.

## DEFENSE

**BRIAN STEWART (Field)**

Defensive Coordinator/Safeties

1st Year at Maryland (Northern Arizona, '95)

- 25 years of coaching experience
- Was DC at Maryland from 2012-14, where he and Locksley helped lead the Terps to two bowl appearances
- Comes from Baylor, helping lead a defense that finished second in the Big 12

**BRIAN WILLIAMS (Field)**

Co-Defensive Coordinator/Defensive Line

3rd Year at Maryland (Florida A&amp;M, '97)

- Ranks as the No. 5 recruiter in the nation and No. 1 recruiter in the Big Ten, by 247Sports
- Helped lead UAB to a Conference USA Championship in 2018
- Has also coached at Georgia, Florida State

**RON ZOOK (Field)**

Associate HC/Special Teams/Outside Linebackers

3rd Year at Maryland (Miami (OH), '75)

- 43 seasons of coaching experience at both the collegiate and professional levels
- Has been head coach at Florida (2002-04) and Illinois (2005-11)
- 11 years of NFL coaching experience

**HENRY BAKER (Booth)**

Cornerbacks

2nd Year at Maryland (Maryland, '97)

- Coached Tarheeb Still, who led nation in PBUs in 2020
- Came to Maryland after spending 2019 with the New York Giants
- Four-year letterwinner at Maryland from 1994-97

**BRAWLEY EVANS (Field)**

Inside Linebackers

8th Year at Maryland, 2nd as OLB Coach (West Liberty State '05)

- Transitioning to inside linebackers after coaching outside linebackers in 2020
- Helped lead improved pass rush in 2020



# JONES-HILL HOUSE

**One of the premier football facilities in the entire nation, the brand new Jones-Hill House now houses all of football's day-to-day operations. The state-of-the-art facility provides upgrades in all areas that will aid in creating the consummate student-athlete experience.**





## STRENGTH & CONDITIONING

- 24,000 Square Feet
- 22 custom weight racks, developed by Maryland and engineered by Rogue specifically for the Terrapin football players.
- Racks include Perch video technology, which serves as a coaches eye to capture reps and speed of movement; also has facial recognition software to track the student-athletes
- Custom flooring by PLAE with 40 yards of turf where the athletes can do speed development, acceleration and plyometric work
- Custom bar bells, plates and dumb bells by Eleiko
- Large video wall that's visible from the stadium
- Fueling stations just steps away from weight room



## HELMETS DISPLAY

- Wall display featuring various helmets worn throughout the years
- Includes helmets worn since the 1940's through current day



## LOCKER ROOM

- 126 individual lockers
- Each locker features a recliner with ottoman, a custom turtle shell wireless phone charger and vents in all storage spaces to cool and dry clothing and equipment
- Lighting in and around the lockers is controlled via an app




## PLAYERS' LOUNGE

- Custom pool table
- Calvert & Crossland custom LED lighting above
- Barber shop that turns into a DJ station
- Recording studio
- Seven high definition televisions
- Every piece of furniture is custom made by a Maryland Based company



## SPORTS MEDICINE

- Three times the size of the Sports Medicine area in the Gossett Football Team House
- This area will be available and used for student-athletes from a variety of sports
- Specific areas for treatment, rehab and taping
- Features two 45-foot plunge pools for immediate cooling and recovery
- Features a Hydroworks pool for athletes to use that are recovering from lower body injuries.




## OUTDOOR FIELDS

- Two full length grass practice fields
- Doors to the Offensive and Defensive team meeting rooms lead right to the fields allowing players to step from meetings right onto the fields.
- Players return inside Jones-Hill House from the field to a mud room where they can remove their cleats and tape and also grab a nutritional snack



## MEETING ROOMS

- Each position meeting room features tiered seating based on the size of the room
- Outside of each position room is a Terrapin tale highlighting one of the great players or moments from each position group.
- Inside each room is a display listing Maryland legends at each position




## AUDITORIUM

- Features 196 seats in a massive area that extends over two stories
- Projection room that will allow coaches and players to watch film and utilize various streaming platforms to watch movies and sporting events.




## MAIN LOBBY

- The day-to-day main entrance to the facility for all players, staff and visitors
- Large video wall and numerous touch screen displays
- Maryland legends display
- NFL film room for scouts visiting
- 2 large Under Armour uniform display mannequins wearing #25 (Darryl Hill) and #37 (Kevin Plank)



## OUTDOOR PATIO

- Large natural grass area that's aesthetically pleasing with tremendous views of the stadium and campus
- Area for the players to relax and to host events



## ADMINISTRATION FLOOR

- Office space for coaches and staff, as well as large meeting areas
- Power of the DMV display
- Recruiting Room



## ALL-AMERICA, ACADEMIC AND ALL-CONFERENCE DISPLAYS

- An area to honor the rich tradition of Maryland's success both on the field and in the classroom.



## DINING AREA

- 10,000 square feet (3x the size of the dining area in the Gossett Football Team House)
- Outside dining area for the players to eat overlooking the practice fields
- Mongolian grill and helmet shaped pizza oven



## 2021 TEAM STATISTICS

## Team Statistics

	MD	OPP
<b>Scoring</b>	<b>196</b>	<b>208</b>
Points per game	28.0	29.7
Points Off Turnovers	13	34
<b>First Downs</b>	<b>151</b>	<b>151</b>
Rushing	66	60
Passing	80	72
Penalty	5	19
<b>Rushing Yardage</b>	<b>896</b>	<b>1084</b>
Yards gained rushing	1075	1284
Yards lost rushing	179	200
Rushing attempts	224	264
Average per rush	4.0	4.1
Average per game	128.0	154.9
TDs Rushing	8	14
<b>Passing Yardage</b>	<b>2055</b>	<b>1690</b>
Comp-Att-Int	182-255-9	122-219-4
Average per pass	8.1	7.7
Average per catch	11.3	13.9
Average per game	293.6	241.4
TDs Passing	16	10
<b>Total offense</b>	<b>2951</b>	<b>2774</b>
Total plays	479	483
Average per play	6.2	5.7
Average per game	421.6	396.3
<b>Kick returns: #-Yards</b>	<b>17-295</b>	<b>23-626</b>
<b>Punt returns: #-Yards</b>	<b>14-62</b>	<b>13-81</b>
<b>Int returns: #-Yards</b>	<b>4-10</b>	<b>9-153</b>
<b>Kick return average</b>	<b>17.4</b>	<b>27.2</b>
<b>Punt return average</b>	<b>4.4</b>	<b>6.2</b>
<b>Int return average</b>	<b>2.5</b>	<b>17.0</b>
<b>Fumbles-Lost</b>	<b>7-5</b>	<b>7-3</b>
<b>Penalties-Yards</b>	<b>48-453</b>	<b>41-336</b>
Average per game	64.7	48.0
<b>Punts-Yards</b>	<b>30-1371</b>	<b>30-1154</b>
Average per punt	45.7	38.5
Net punt average	41.7	36.0
<b>Kickoffs-Yards</b>	<b>40-2335</b>	<b>43-2550</b>
Average per kick	58.4	59.3
Net kick average	33.6	38.1
<b>Time of possession / game</b>	<b>29:14</b>	<b>30:48</b>
<b>3rd-down conversion</b>	<b>36/91</b>	<b>37/94</b>
3rd-down pct	40%	39%
<b>4rd-down conversion</b>	<b>6/10</b>	<b>4/10</b>

## 2021 COMBINED STATISTICS


2021-22 Maryland Football  
Combined Team Statistics  
All games

Page 1/4  
as of Oct 24, 2021

## Team Results

	Date	Opponent		Score	Att.
	09/04/2021	West Virginia	W	30-24	43811
	09/11/2021	Howard	W	62-0	31612
*	09/17/2021	at Illinois	W	20-17	37168
	09/25/2021	Kent St.	W	37-16	30117
*	10/01/2021	Iowa	L	14-51	45527
*	10/09/2021	at Ohio St.	L	17-66	99277
*	10/23/2021	at Minnesota	L	16-34	41011

## Rushing

Player	gp	att	gain	loss	net	avg	td	lg	avg/g
Tayon Fleet-Davis	7	63	371	12	359	5.7	5	53	51.3
Challen Faamatau	7	24	158	5	153	6.4	0	30	21.9
Isaiah Jacobs	5	28	117	1	116	4.1	0	11	23.2
Peny Boone	6	27	125	10	115	4.3	1	13	19.2
Colby McDonald	3	17	91	7	84	4.9	1	20	28.0
Roman Hemby	2	12	47	2	45	3.8	1	11	22.5
Antwaine Littleton	1	8	32	3	29	3.6	0	8	29.0
Taulia Tagovailoa	7	35	129	123	6	0.2	0	35	0.9
Rakim Jarrett	7	4	5	3	2	0.5	0	2	0.3
Darryl Jones	7	1	0	3	-3	-3.0	0	0	-0.4
Brian Cobbs	7	1	0	4	-4	-4.0	0	0	-0.6
Team	7	4	0	6	-6	-1.5	0	0	-0.9
<b>Total</b>	<b>7</b>	<b>224</b>	<b>1075</b>	<b>179</b>	<b>896</b>	<b>4.0</b>	<b>8</b>	<b>53</b>	<b>128.0</b>
<b>Opponents</b>	<b>7</b>	<b>264</b>	<b>1284</b>	<b>200</b>	<b>1084</b>	<b>4.1</b>	<b>14</b>	<b>38</b>	<b>154.9</b>

## Passing

Player	gp	effic	comp-att-int	pct	yds	td	lg	avg/g
Taulia Tagovailoa	7	153.1	172-242-8	71.1	1965	15	66	280.7
Reece Udinski	2	145.1	10-13-1	76.9	90	1	22	45.0
<b>Total</b>	<b>7</b>	<b>152.7</b>	<b>182-255-9</b>	<b>71.4</b>	<b>2055</b>	<b>16</b>	<b>66</b>	<b>293.6</b>
<b>Opponents</b>	<b>7</b>	<b>131.9</b>	<b>122-219-4</b>	<b>55.7</b>	<b>1690</b>	<b>10</b>	<b>67</b>	<b>241.4</b>

## Receiving

Player	gp	no.	yds	avg	td	lg	avg/g
Dontay Demus	5	28	507	18.1	3	66	101.4
Rakim Jarrett	7	26	375	14.4	5	60	53.6
Chigoziem Okonkwo	7	18	175	9.7	3	24	25.0
Jeshaun Jones	6	18	224	12.4	0	31	37.3
Tayon Fleet-Davis	7	18	145	8.1	1	20	20.7
Darryl Jones	7	15	149	9.9	0	21	21.3
Corey Dyches	7	12	127	10.6	1	38	18.1
Brian Cobbs	7	9	96	10.7	0	17	13.7
Marcus Fleming	4	8	66	8.3	1	43	16.5
Carlos Carriere	5	7	61	8.7	2	22	12.2
Isaiah Jacobs	5	7	47	6.7	0	16	9.4
Deajaun McDougle	2	5	26	5.2	0	9	13.0
Challen Faamatau	7	4	28	7.0	0	12	4.0
Colby McDonald	3	2	6	3.0	0	4	2.0
Dino Tomlin	5	2	12	6.0	0	12	2.4
Peny Boone	6	2	2	1.0	0	2	0.3
Tai Felton	4	1	9	9.0	0	9	2.3
<b>Total</b>	<b>7</b>	<b>182</b>	<b>2055</b>	<b>11.3</b>	<b>16</b>	<b>66</b>	<b>293.6</b>
<b>Opponents</b>	<b>7</b>	<b>122</b>	<b>1690</b>	<b>13.9</b>	<b>10</b>	<b>67</b>	<b>241.4</b>

## Game Records

Record	Overall	Home	Away	Neutral
ALL GAMES	4-3	3-1	1-2	0-0
CONFERENCE	1-3	0-1	1-2	0-0
NON-CONFERENCE	3-0	3-0	0-0	0-0

## Team Statistics

	MD	OPP
<b>First Downs</b>	<b>151</b>	<b>151</b>
Rushing	66	60
Passing	80	72
Penalty	5	19
<b>Rushing Yardage</b>	<b>896</b>	<b>1084</b>
Rushing attempts	224	264
Average per rush	4.0	4.1
Average per game	128.0	154.9
TDs Rushing	8	14
<b>Passing Yardage</b>	<b>2055</b>	<b>1690</b>
Comp-Att-Int	182-255-9	122-219-4
Average per pass	8.1	7.7
Average per catch	11.3	13.9
Average per game	293.6	241.4
TDs Passing	16	10
<b>Total offense</b>	<b>2951</b>	<b>2774</b>
Average per play	6.2	5.7
Average per game	421.6	396.3
<b>Kick returns: #-Yards</b>	<b>17-295</b>	<b>23-626</b>
<b>Punt returns: #-Yards</b>	<b>14-62</b>	<b>13-81</b>
<b>Int returns: #-Yards</b>	<b>4-10</b>	<b>9-153</b>
<b>Fumbles-Lost</b>	<b>7-5</b>	<b>7-3</b>
<b>Penalties-Yards</b>	<b>48-453</b>	<b>41-336</b>
<b>Punts-Avg</b>	<b>30-45.7</b>	<b>30-38.5</b>
<b>Time of possession / game</b>	<b>29:14</b>	<b>30:48</b>
<b>3rd-down conversion</b>	<b>36/91</b>	<b>37/94</b>
<b>4rd-down conversion</b>	<b>6/10</b>	<b>4/10</b>

## Interceptions

Player	no.	yds	avg	td	lg
Nick Cross	2	10	5.0	0	5
Jakorian Bennett	2	0	0.0	0	0
<b>Total</b>	<b>4</b>	<b>10</b>	<b>2.5</b>	<b>0</b>	<b>5</b>
<b>Opponents</b>	<b>9</b>	<b>153</b>	<b>17.0</b>	<b>1</b>	<b>70</b>

## 2021 OFFENSIVE STATISTICS



2021-22 Maryland Football  
Individual Statistics  
All games

Page 1/3  
as of Oct 25, 2021

## Rushing

Player	gp	att	gain	loss	net	avg	td	lg	avg/g
Tayon Fleet-Davis	7	63	371	12	359	5.7	5	53	51.3
Taulia Tagovailoa	7	35	129	123	6	0.2	0	35	0.9
Isaiah Jacobs	5	28	117	1	116	4.1	0	11	23.2
Peny Boone	6	27	125	10	115	4.3	1	13	19.2
Challen Faamatau	7	24	158	5	153	6.4	0	30	21.9
Colby McDonald	3	17	91	7	84	4.9	1	20	28.0
Roman Hemby	2	12	47	2	45	3.8	1	11	22.5
Antwaine Littleton	1	8	32	3	29	3.6	0	8	29.0
Rakim Jarrett	7	4	5	3	2	0.5	0	2	0.3
Brian Cobbs	7	1	0	4	-4	-4.0	0	0	-0.6
Darryl Jones	7	1	0	3	-3	-3.0	0	0	-0.4
Team	7	4	0	6	-6	-1.5	0	0	-0.9
<b>Total</b>	<b>7</b>	<b>224</b>	<b>1075</b>	<b>179</b>	<b>896</b>	<b>4.0</b>	<b>8</b>	<b>53</b>	<b>128.0</b>
<b>Opponents</b>	<b>7</b>	<b>264</b>	<b>1284</b>	<b>200</b>	<b>1084</b>	<b>4.1</b>	<b>14</b>	<b>38</b>	<b>154.9</b>

## Passing

Player	gp	effic	comp-att-int	pct	yds	td	lg	avg/g
Taulia Tagovailoa	7	153.1	172-242-8	71.1	1965	15	66	280.7
Reece Udinski	2	145.1	10-13-1	76.9	90	1	22	45.0
<b>Total</b>	<b>7</b>	<b>152.7</b>	<b>182-255-9</b>	<b>71.4</b>	<b>2055</b>	<b>16</b>	<b>66</b>	<b>293.6</b>
<b>Opponents</b>	<b>7</b>	<b>131.9</b>	<b>122-219-4</b>	<b>55.7</b>	<b>1690</b>	<b>10</b>	<b>67</b>	<b>241.4</b>

## Receiving

Player	gp	no.	yds	avg	td	lg	avg/g
Dontay Demus	5	28	507	18.1	3	66	101.4
Rakim Jarrett	7	26	375	14.4	5	60	53.6
Chigoziem Okonkwo	7	18	175	9.7	3	24	25.0
Jeshaun Jones	6	18	224	12.4	0	31	37.3
Tayon Fleet-Davis	7	18	145	8.1	1	20	20.7
Darryl Jones	7	15	149	9.9	0	21	21.3
Corey Dyches	7	12	127	10.6	1	38	18.1
Brian Cobbs	7	9	96	10.7	0	17	13.7
Marcus Fleming	4	8	66	8.3	1	43	16.5
Carlos Carriere	5	7	61	8.7	2	22	12.2
Isaiah Jacobs	5	7	47	6.7	0	16	9.4
Deajaun McDougle	2	5	26	5.2	0	9	13.0
Challen Faamatau	7	4	28	7.0	0	12	4.0
Colby McDonald	3	2	6	3.0	0	4	2.0
Dino Tomlin	5	2	12	6.0	0	12	2.4
Peny Boone	6	2	2	1.0	0	2	0.3
Tai Felton	4	1	9	9.0	0	9	2.3
<b>Total</b>	<b>7</b>	<b>182</b>	<b>2055</b>	<b>11.3</b>	<b>16</b>	<b>66</b>	<b>293.6</b>
<b>Opponents</b>	<b>7</b>	<b>122</b>	<b>1690</b>	<b>13.9</b>	<b>10</b>	<b>67</b>	<b>241.4</b>

## Punt Returns

Player	no.	yds	avg	td	lg
Tarheeb Still	12	51	4.3	0	28
Jeshaun Jones	2	11	5.5	0	9
<b>Total</b>	<b>14</b>	<b>62</b>	<b>4.4</b>	<b>0</b>	<b>28</b>
<b>Opponents</b>	<b>13</b>	<b>81</b>	<b>6.2</b>	<b>0</b>	<b>23</b>

## Interceptions

Player	no.	yds	avg	td	lg
Nick Cross	2	10	5.0	0	5
Jakorian Bennett	2	0	0.0	0	0
<b>Total</b>	<b>4</b>	<b>10</b>	<b>2.5</b>	<b>0</b>	<b>5</b>
<b>Opponents</b>	<b>9</b>	<b>153</b>	<b>17.0</b>	<b>1</b>	<b>70</b>

## Kick Returns

Player	no.	yds	avg	td	lg
Rakim Jarrett	7	120	17.1	0	32
Dontay Demus	5	95	19.0	0	25
Isaiah Jacobs	2	14	7.0	0	7
Dejaun Ellis	1	23	23.0	0	23
Jeshaun Jones	1	21	21.0	0	21
Marcus Fleming	1	22	22.0	0	22
<b>Total</b>	<b>17</b>	<b>295</b>	<b>17.4</b>	<b>0</b>	<b>32</b>
<b>Opponents</b>	<b>23</b>	<b>626</b>	<b>27.2</b>	<b>0</b>	<b>98</b>

## Fumble Returns

Player	no.	yds	avg	td	lg
<b>Total</b>	<b>0</b>	<b>6</b>	<b>0.0</b>	<b>0</b>	<b>6</b>
<b>Opponents</b>	<b>0</b>	<b>0</b>	<b>0.0</b>	<b>0</b>	<b>0</b>

## 2021 DEFENSIVE STATISTICS



2021-22 Maryland Football  
Overall Defense Statistics  
All games

Page 1/2  
as of Oct 25, 2021

## Team Defense

Team Defense

			Tackles				Sacks	Pass defense			Fumbles		blkd	
##	Player	gp	ua	a	tot	tfl/yds	no-yds	int-yds	brup	qbh	fr-yds	ff	kick	saf
3	Nick Cross	6	30	12	42	.	.	2-10	4	.	.	1	.	.
18	Jordan Mosley	6	23	13	36	.	.	.	2	.	.	1	.	.
97	Sam Okuayinonu	7	17	15	32	7.5-49	5-45	.	.	1	.	.	.	.
12	Tarheeb Still	7	21	10	31	2-12	1-10	.	6	.	1-6	.	1	.
11	Ruben Hyppolite II	7	18	8	26	1-4	.	.	2	.	.	1	.	.
19	Ahmad McCullough	6	9	11	20	.	.	.	.	.	.	.	.	.
95	Lawtez Rogers	5	13	6	19	3-8	.	.	.	1	1-0	.	.	.
44	Branden Jennings	5	14	5	19	1-1	.	.	.	1	.	1	.	.
46	Greg Rose	5	11	5	16	2-18	2-18	.	.	1	.	.	.	.
20	Dante Trader	5	11	2	13	1-2	.	.	1	.	.	.	.	.
92	Darrell Jackson	5	9	4	13	.	.	.	.	.	.	.	.	.
39	Deshawn Holt	6	11	2	13	2-13	2-13	.	.	1	.	.	.	.
55	Ami Finau	5	11	2	13	4-6	.	.	.	.	.	.	1	.
34	Mosiah Nasili-Kite	5	9	3	12	3-20	3-20	.	1	1	.	.	.	.
37	Lavonte Gater	5	12	.	12	.	.	.	.	.	.	.	.	.
4	Demeioun Robinson	5	7	4	11	1.5-10	1-8	.	.	.	.	.	.	.
30	Durell Nchami	4	7	2	9	4-20	3-19	.	.	1	.	1	.	.
2	Jakorian Bennett	6	8	1	9	.	.	2-0	6	.	.	.	.	.
35	Kobi Thomas	3	6	2	8	1-8	1-8	.	.	.	.	.	.	.
14	Isaiah Hazel	4	6	2	8	.	.	.	.	.	.	.	.	.
25	Beau Brade	4	5	3	8	1.5-11	1-10	.	.	.	.	.	.	.
38	Glendon Miller	4	4	3	7	.	.	.	.	.	.	.	.	.
24	Kenny Bennett	5	4	2	6	.	.	.	3	.	.	.	.	.
40	Taizse Johnson	3	1	5	6	.	.	.	.	.	.	.	.	.
33	Deonte Banks	2	4	2	6	.	.	.	.	.	.	.	.	.
21	Gereme Spraggins	4	4	1	5	.	.	.	.	.	.	.	.	.
10	Tyler Baylor	4	3	2	5	1-6	.	.	.	.	.	.	.	.
32	Shane Mosley	2	4	.	4	.	.	.	.	.	.	.	.	.
6	Corey Coley Jr.	3	3	1	4	.	.	.	.	.	.	.	.	.
15	Brian Cobbs	3	3	.	3	.	.	.	.	.	.	.	.	.
22	Osita Smith	1	3	.	3	1-1	.	.	.	.	.	.	.	.
26	Devon Dickerson	3	3	.	3	.	.	.	.	.	.	.	.	.
89	Anthony Booker Jr.	1	2	1	3	.	.	.	.	.	.	.	.	.
57	Isaac Bunyun	3	2	1	3	.	.	.	.	.	.	.	.	.
93	Riyad Wilmot	2	1	1	2	0.5-1	.	.	.	.	.	.	.	.
41	Rex Fleming	1	1	.	1	.	.	.	.	.	.	.	.	.
24	Roman Hemby	1	1	.	1	.	.	.	.	.	.	.	.	.
1	Marcus Fleming	1	1	.	1	.	.	.	.	.	.	.	.	.
6	Jeshaun Jones	1	1	.	1	.	.	.	.	.	.	.	.	.
29	Challen Faamatau	1	1	.	1	.	.	.	.	.	.	.	.	.
84	Corey Dyches	1	1	.	1	.	.	.	.	.	.	1	.	.

## 2021 GAME-BY-GAME TEAM STATISTICS



2021-22 Maryland Football  
Team Game-by-Game  
All games

Page 1/1  
as of Oct 25, 2021

Date	Opponent	Rushing				Receiving				Passing				Kick Returns				Punt Returns				tot			
		no.	yds	td	lg	no.	yds	td	lg	cmp	att	int	yds	td	lg	no.	yds	td	lg	no.	yds	td	lg	off	
09/04/2021	West Virginia	44	164	0	53	26	332	3	66	26-36-0				332	3	66	3	45	0	23	1	2	0	2	496
09/11/2021	Howard	49	227	4	17	27	347	4	42	27-32-0				347	4	42	1	21	0	21	6	45	0	28	574
09/17/2021	at Illinois	27	131	1	35	32	350	1	37	32-43-0				350	1	37	0	0	0	0	2	-7	0	0	481
09/25/2021	Kent St.	28	142	2	29	31	384	3	64	31-41-1				384	3	64	4	55	0	21	1	12	0	12	526
10/01/2021	Iowa	17	97	0	12	21	174	2	38	21-37-6				174	2	38	5	97	0	32	3	10	0	8	271
10/09/2021	at Ohio St.	36	56	0	30	28	279	2	43	28-39-2				279	2	43	3	65	0	23	0	0	0	0	335
10/23/2021	at Minnesota	23	79	1	18	17	189	1	43	17-27-0				189	1	43	1	12	0	12	1	0	0	0	268
Maryland		224	896	8	53	182	2055	16	66	182-255-9				2055	16	66	17	295	0	32	14	62	0	28	2951
Opponents		264	1084	14	38	122	1690	10	67	122-219-4				1690	10	67	23	626	0	98	13	81	0	23	2774

## Maryland Averages

Games	Avg/ rush	Avg/ catch	Pass effic	KR avg	PR avg	All purpose avg/game	Total offense avg/game
7	4.0	11.3	152.7	17.4	4.4	474.0	421.6

Date	Opponent	Tackles				Sacks no-yds	Fumble		Pass Defense			blkd kick	PAT attempts			off		
		ua	a	total	tfl-yds		ff	fr-yds	int-yds	qbh	brup		kick	rush	rcv	saf	t/o	pts
09/04/2021	West Virginia	37	14	51	5.0-35	3-27	2	2-0	2-5	3	6	0	3-3	0	0	0	10	30
09/11/2021	Howard	30	8	38	5.0-13	2-10	0	0-0	1-0	0	2	0	8-8	0	0	0	3	62
09/17/2021	at Illinois	42	28	70	7.0-55	6-53	1	0-0	1-5	4	6	1	2-2	0	0	0	0	20
09/25/2021	Kent St.	63	10	73	10.0-55	5-39	2	1-6	0-0	0	4	0	4-5	0	0	0	0	37
10/01/2021	Iowa	54	20	74	8.0-26	2-17	1	0-0	0-0	0	2	0	2-2	0	0	0	0	14
10/09/2021	at Ohio St.	46	14	60	2.0-6	1-5	0	1-0	0-0	0	4	0	2-2	0	0	0	0	17
10/23/2021	at Minnesota	41	38	79	0.0-0	0-0	0	0-0	0-0	0	1	1	1-1	0	0	0	0	16
Maryland		313	132	445	37.0-190	19-151	6	4-6	4-10	7	25	2	22-23	0	0	0	13	196
Opponents		320	128	448	41.0-193	13-109	5	6-0	9-153	5	16	0	25-25	0	0	0	34	208

Date	Opponent	Punting										Field Goals			Kickoffs				
		no.	yds	avg	long	blkd	tb	fc	50+	i20	md-att	long	blkd	no.	yds	avg	tb	ob	
09/04/2021	West Virginia	5	200	40.0	47	0	0	2	0	0	3-4	45	0	7	428	61.1	1	0	
09/11/2021	Howard	2	72	36.0	37	0	0	0	0	1	2-3	38	0	10	623	62.3	4	0	
09/17/2021	at Illinois	6	283	47.2	56	0	0	3	3	2	2-3	32	0	4	254	63.5	0	0	
09/25/2021	Kent St.	3	140	46.7	56	0	1	0	1	1	1-1	26	0	8	393	49.1	1	0	
10/01/2021	Iowa	5	214	42.8	53	0	0	0	1	1	0-0	0	0	3	188	62.7	0	1	
10/09/2021	at Ohio St.	5	258	51.6	62	0	0	1	3	1	1-1	48	0	4	251	62.8	0	0	
10/23/2021	at Minnesota	4	204	51.0	53	0	1	2	3	0	1-1	47	0	4	198	49.5	2	0	
Maryland		30	1371	45.7	62	0	2	8	11	6	10-13	48	0	40	2335	58.4	8	1	
Opponents		30	1154	38.5	58	0	1	9	3	9	11-15	43	2	43	2550	59.3	19	1	

## 2021 GAME-BY-GAME OPPONENT STATISTICS



2021-22 Maryland Football  
Opponents Game-by-Game  
All games

Page 1/1  
as of Oct 25, 2021

Date	Opponent	Rushing				Receiving				Passing				Kick Returns				Punt Returns				tot off
		no.	yds	td	lg	no.	yds	td	lg	cmp-att-int	yds	td	lg	no.	yds	td	lg	no.	yds	td	lg	
09/04/2021	West Virginia	21	48	2	14	24	277	1	39	24-40-2	277	1	39	5	217	0	98	2	-2	0	1	325
09/11/2021	Howard	20	66	0	16	12	80	0	32	12-31-1	80	0	32	3	42	0	15	1	3	0	3	146
09/17/2021	at Illinois	45	183	2	38	10	185	0	40	10-26-1	185	0	40	1	22	0	22	3	11	0	7	368
09/25/2021	Kent St.	47	150	0	24	19	308	1	52	19-33-0	308	1	52	6	106	0	24	0	0	0	0	458
10/01/2021	Iowa	42	145	3	27	23	283	3	67	23-38-0	283	3	67	2	53	0	38	4	33	0	15	428
10/09/2021	at Ohio St.	33	166	3	17	26	432	5	42	26-38-0	432	5	42	4	166	0	67	3	36	0	23	598
10/23/2021	at Minnesota	56	326	4	38	8	125	0	35	8-13-0	125	0	35	2	20	0	20	0	0	0	0	451
<b>Opponents</b>		<b>264</b>	<b>1084</b>	<b>14</b>	<b>38</b>	<b>122</b>	<b>1690</b>	<b>10</b>	<b>67</b>	<b>122-219-4</b>	<b>1690</b>	<b>10</b>	<b>67</b>	<b>23</b>	<b>626</b>	<b>0</b>	<b>98</b>	<b>13</b>	<b>81</b>	<b>0</b>	<b>23</b>	<b>2774</b>
<b>Maryland</b>		<b>224</b>	<b>896</b>	<b>8</b>	<b>53</b>	<b>182</b>	<b>2055</b>	<b>16</b>	<b>66</b>	<b>182-255-9</b>	<b>2055</b>	<b>16</b>	<b>66</b>	<b>17</b>	<b>295</b>	<b>0</b>	<b>32</b>	<b>14</b>	<b>62</b>	<b>0</b>	<b>28</b>	<b>2951</b>

## Opponents Averages

Games	Avg/ rush	Avg/ catch	Pass eff	KR avg	PR avg	All purpose avg/game	Total offense avg/game
7	4.1	13.9	131.9	27.2	6.2	519.1	396.3

Date	Opponent	Tackles				Sacks	Fumble		Pass Defense			blkd	PAT attempts			off		
		ua	a	total	tfl-yds		no-yds	ff	fr-yds	int-yds	qbh		brup	kick	kick	rush	rcv	saf
09/04/2021	West Virginia	53	20	73	9.0-39	1-13	0	0-0	0-0	1	4	0	3-3	0	0	0	0	24
09/11/2021	Howard	60	18	78	7.0-27	1-10	0	0-0	0-0	0	1	0	0-0	0	0	0	0	0
09/17/2021	at Illinois	47	16	63	7.0-30	3-18	2	2-0	0-0	1	2	0	2-2	0	0	0	7	17
09/25/2021	Kent St.	51	10	61	5.0-12	1-2	1	2-0	1-5	0	2	0	1-1	0	0	0	3	16
10/01/2021	Iowa	32	16	48	2.0-6	0-0	0	1-0	6-60	0	3	0	6-6	0	0	0	17	51
10/09/2021	at Ohio St.	50	22	72	9.0-71	5-58	1	0-0	2-88	1	3	0	9-9	0	0	0	7	66
10/23/2021	at Minnesota	27	26	53	2.0-8	2-8	1	1-0	0-0	2	1	0	4-4	0	0	0	0	34
Opponents		320	128	448	41.0-193	13-109	5	6-0	9-153	5	16	0	25-25	0	0	0	34	208
Maryland		313	132	445	37.0-190	19-151	6	4-6	4-10	7	25	2	22-23	0	0	0	13	196

Date	Opponent	Punting										Field Goals			Kickoffs			
		no.	yds	avg	long	blkd	tb	fc	50+	i20	md-att	long	blkd	no.	yds	avg	tb	ob
09/04/2021	West Virginia	5	195	39.0	50	0	1	3	1	2	1-1	23	0	5	277	55.4	1	1
09/11/2021	Howard	10	327	32.7	42	0	0	2	0	0	0-1	0	0	1	52	52.0	0	0
09/17/2021	at Illinois	7	302	43.1	58	0	0	2	2	3	1-2	25	1	4	260	65.0	4	0
09/25/2021	Kent St.	3	110	36.7	46	0	0	1	0	1	3-3	37	0	5	202	40.4	0	0
10/01/2021	Iowa	4	173	43.3	49	0	0	1	0	2	3-3	41	0	10	626	62.6	2	0
10/09/2021	at Ohio St.	0	0	0.0	0	0	0	0	0	0	1-1	32	0	11	690	62.7	6	0
10/23/2021	at Minnesota	1	47	47.0	47	0	0	0	0	1	2-4	43	1	7	443	63.3	6	0
<b>Opponents</b>		<b>30</b>	<b>1154</b>	<b>38.5</b>	<b>58</b>	<b>0</b>	<b>1</b>	<b>9</b>	<b>3</b>	<b>9</b>	<b>11-15</b>	<b>43</b>	<b>2</b>	<b>43</b>	<b>2550</b>	<b>59.3</b>	<b>19</b>	<b>1</b>
<b>Maryland</b>		<b>30</b>	<b>1371</b>	<b>45.7</b>	<b>62</b>	<b>0</b>	<b>2</b>	<b>8</b>	<b>11</b>	<b>6</b>	<b>10-13</b>	<b>48</b>	<b>0</b>	<b>40</b>	<b>2335</b>	<b>58.4</b>	<b>8</b>	<b>1</b>

## 2021 GAME-BY-GAME STARTERS

## Offense

GAME	WR	LT	LG	C	RG	RT	WR	WR	WR/RB/TE	RB	QB
West Virginia	Jarrett <sup>5</sup>	Glaze <sup>1</sup>	Lunsford <sup>2</sup>	Harris <sup>1</sup>	Branch <sup>6</sup>	Anderson <sup>7</sup>	Demus Jr. <sup>19</sup>	D. Jones <sup>10</sup>	Okonkwo <sup>8</sup>	Fleet-Davis <sup>2</sup>	Tagovailoa <sup>5</sup>
Howard	Jarrett <sup>6</sup>	Duncan <sup>17</sup>	Lunsford <sup>3</sup>	Harris <sup>2</sup>	Branch <sup>7</sup>	Anderson <sup>8</sup>	Demus Jr. <sup>20</sup>	D. Jones <sup>11</sup>	Okonkwo <sup>9</sup>	Fleet-Davis <sup>3</sup>	Tagovailoa <sup>6</sup>
Illinois	Jarrett <sup>7</sup>	Duncan <sup>18</sup>	Lunsford <sup>4</sup>	Harris <sup>3</sup>	Branch <sup>8</sup>	Anderson <sup>9</sup>	Demus Jr. <sup>21</sup>	D. Jones <sup>12</sup>	Okonkwo <sup>10</sup>	Fleet-Davis <sup>4</sup>	Tagovailoa <sup>7</sup>
Kent State	Jarrett <sup>8</sup>	Duncan <sup>19</sup>	Lunsford <sup>5</sup>	Harris <sup>4</sup>	Branch <sup>9</sup>	Anderson <sup>10</sup>	Demus Jr. <sup>22</sup>	D. Jones <sup>13</sup>	Okonkwo <sup>11</sup>	Fleet-Davis <sup>5</sup>	Tagovailoa <sup>8</sup>
#5 Iowa	Jarrett <sup>9</sup>	Duncan <sup>20</sup>	Lunsford <sup>6</sup>	Harris <sup>5</sup>	Branch <sup>10</sup>	Anderson <sup>11</sup>	Demus Jr. <sup>23</sup>	D. Jones <sup>14</sup>	Okonkwo <sup>12</sup>	Fleet-Davis <sup>6</sup>	Tagovailoa <sup>9</sup>
#7 Ohio State	Jarrett <sup>10</sup>	Duncan <sup>21</sup>	Lunsford <sup>7</sup>	Harris <sup>6</sup>	Branch <sup>11</sup>	Anderson <sup>12</sup>	J. Jones <sup>7</sup>	D. Jones <sup>15</sup>	Okonkwo <sup>13</sup>	Fleet-Davis <sup>7</sup>	Tagovailoa <sup>10</sup>
Minnesota	Jarrett <sup>11</sup>	Duncan <sup>22</sup>	Lunsford <sup>8</sup>	Harris <sup>7</sup>	Branch <sup>12</sup>	Anderson <sup>13</sup>	Dyches <sup>1</sup>	D. Jones <sup>16</sup>	Okonkwo <sup>14</sup>	Fleet-Davis <sup>8</sup>	Tagovailoa <sup>11</sup>

## Defense

GAME	DE	NOSE	TACKLE	JACK	MIKE	WILL	CB	CB	S	S	CB
West Virginia	Okuyinonu <sup>6</sup>	Finau <sup>6</sup>	Rose <sup>1</sup>	Rogers <sup>6</sup>	Hyppolite <sup>2</sup>	Gotay <sup>5</sup>	J. Bennett <sup>3</sup>	Banks <sup>12</sup>	Cross <sup>9</sup>	Mosley <sup>14</sup>	Still <sup>5</sup>
Howard	Okuyinonu <sup>7</sup>	Finau <sup>7</sup>	Rose <sup>2</sup>	Rogers <sup>7</sup>	Hyppolite <sup>3</sup>	Jennings <sup>1</sup>	J. Bennett <sup>4</sup>	Banks <sup>13</sup>	Cross <sup>10</sup>	Mosley <sup>15</sup>	Still <sup>6</sup>
Illinois	Okuyinonu <sup>8</sup>	Finau <sup>8</sup>	Rose <sup>3</sup>	Rogers <sup>8</sup>	Hyppolite <sup>4</sup>	Jennings <sup>2</sup>	J. Bennett <sup>5</sup>	K. Bennett <sup>3</sup>	Cross <sup>11</sup>	Mosley <sup>16</sup>	Still <sup>7</sup>
Kent State	Okuyinonu <sup>9</sup>	Finau <sup>9</sup>	Rose <sup>4</sup>	Rogers <sup>9</sup>	Hyppolite <sup>5</sup>	Jennings <sup>3</sup>	J. Bennett <sup>6</sup>	K. Bennett <sup>4</sup>	Cross <sup>12</sup>	Mosley <sup>17</sup>	Still <sup>8</sup>
#5 Iowa	Okuyinonu <sup>10</sup>	Finau <sup>10</sup>	Rose <sup>5</sup>	Rogers <sup>10</sup>	Hyppolite <sup>6</sup>	Thomas <sup>1</sup>	J. Bennett <sup>7</sup>	K. Bennett <sup>5</sup>	Cross <sup>13</sup>	Mosley <sup>18</sup>	Still <sup>9</sup>
#7 Ohio State	Okuyinonu <sup>11</sup>	Finau <sup>11</sup>	Nasili-Kite <sup>5</sup>	Nchami <sup>4</sup>	Hyppolite <sup>7</sup>	McCullough <sup>3</sup>	Coley Jr. <sup>1</sup>	Gater <sup>1</sup>	Cross <sup>14</sup>	Mosley <sup>19</sup>	Still <sup>10</sup>
Minnesota	Okuyinonu <sup>12</sup>	Finau <sup>12</sup>	Nasili-Kite <sup>6</sup>	Rogers <sup>11</sup>	Hyppolite <sup>8</sup>	McCullough <sup>4</sup>	J. Bennett <sup>8</sup>	Hazel <sup>1</sup>	Cross <sup>15</sup>	Mosley <sup>20</sup>	Still <sup>11</sup>

## Class Starters by Game (includes punter, snapper &amp; place-kicker)

GAME	Seniors	Juniors	Sophomores	Redshirt Freshmen	True Freshmen	Total
West Virginia	13	6	6	0	0	25
Howard	13	6	5	0	1	25
Illinois	14	5	5	0	1	25
Kent State	13	5	5	0	2	25
#5 Iowa	13	6	5	0	1	25
#7 Ohio State	9	10	5	0	1	25
Minnesota	11	8	6	0	0	25

## Terrapin Playing-Experience Superlatives

	Offense	Defense
Most overall starts, career —	22, Jaelyn Duncan (OL) 16, Darryl Jones (WR)	20, Jordan Mosley (S) 15, Nick Cross (S)
Most overall starts, 2021 —	7, 9 players	7, 6 players
Most consecutive starts, career —	12, Spencer Anderson (OL) & Johari Branch (OL)	12, Ami Finau (DL) & Jordan Mosley (S)
Most consecutive starts, 2021 —	7, 9 players	7, 6 players

REDSHIRT SENIORS (3)	WVU	HOW	ILL	KENT IOWA	OSU	MINN
8 Fleet-Davis RB	S	S	S	S	S	S
57 Berard LS	S	S	S	dnp	dnp	S
97 Okuayinonu DL	S	S	S	S	S	S
<b>Class Partic.</b>	<b>3-3</b>	<b>3-3</b>	<b>3-3</b>	<b>2-2</b>	<b>2-2</b>	<b>3-3</b>

SENIORS (17)	WVU	HOW	ILL	KENT IOWA	OSU	MINN
2 J. Bennett DB	S	S	S	S	S	dnp
7 Demus Jr. WR	S	S	S	S	S	inj
9 Okonkwo TE	S	S	S	S	S	S
11 Udinski QB	dnp	x	dnp	dnp	x	dnp
15 Cobbs WR	x	x	x	x	x	x
18 J. Mosley DB	S	S	S	S	S	S
21 D. Jones WR	S	S	S	S	S	S
24 K. Bennett DB	x	x	S	S	S	dnp
27 Dickerson DB	x	x	dnp	x	x	x
27 Petrino K	S	S	S	S	S	S
29 Faamatau RB	x	x	x	x	x	x
46 Rose DL	S	S	S	S	S	x
55 Finau DL	S	S	S	S	S	S
65 Branch OL	S	S	S	S	S	S
83 Carriere WR	dnp	x	x	x	x	x
95 Rogers DL	S	S	S	S	S	x
98 Shockley DL	dnp	x	dnp	dnp	dnp	dnp
<b>Class Participation</b>	<b>14-10</b>	<b>17-10</b>	<b>14-11</b>	<b>15-11</b>	<b>16-11</b>	<b>12-6</b>

JUNIORS (21)	WVU	HOW	ILL	KENT IOWA	OSU	MINN
3 Cross DB	S	S	S	S	S	S
3 Tagovailoa QB	S	S	S	S	S	S
6 J. Jones WR	x	x	x	x	x	inj
10 Baylor DL	x	x	x	x	x	x
14 Hazel DB	x	x	x	x	x	S
19 McCullough LB	dnp	x	x	x	x	S
22 Najarian QB	dnp	x	dnp	dnp	dnp	x
23 Gotay LB	S	inj	inj	inj	inj	inj
30 Nchami LB	x	x	x	x	x	inj
33 Banks DB	S	S	inj	inj	inj	inj
35 Thomas LB	dnp	x	dnp	x	S	x
34 Nasili-Kite DL	x	x	dnp	x	x	S
37 Gater DB	x	x	x	x	x	S
51 Purcell DL	dnp	x	dnp	dnp	dnp	dnp
53 Greeley LB	x	x	x	x	dnp	x
54 Anderson OL	S	S	S	S	S	S
70 Moran OL	x	x	x	x	x	dnp
71 Duncan OL	x	S	S	S	S	S
85 Fontaine OL	x	x	x	x	dnp	dnp
98 Pecorella P	x	x	x	S	S	S
99 Spangler P	S	S	S	x	x	x
<b>Class Participation</b>	<b>17-6</b>	<b>20-6</b>	<b>15-5</b>	<b>16-5</b>	<b>15-6</b>	<b>16-10</b>

SOPHOMORES (28)	WVU	HOW	ILL	KENT IOWA	OSU	MINN
2 McDougle WR	dnp	x	dnp	dnp	dnp	x
4 Jacobs RB	x	dnp	x	x	x	dnp
5 Jarrett WR	S	S	S	S	S	S
11 Hyppolite LB	S	S	S	S	S	S
12 Still DB	S	S	S	S	S	S
13 Boone RB	dnp	x	dnp	x	x	x
14 Foust QB	dnp	x	dnp	dnp	dnp	dnp
16 Tomlin WR	x	x	dnp	x	x	x
21 Spraggins LB	x	x	x	x	x	dnp
22 Smith LB	dnp	x	x	dnp	dnp	dnp
25 Brade DB	x	x	x	x	x	x
29 King DB	dnp	x	dnp	dnp	x	dnp
32 Mosley DB	dnp	x	x	x	x	x
38 Miller DB	x	x	x	x	x	dnp
39 Holt LB	x	x	x	x	x	x
41 Fleming DB	x	x	dnp	x	dnp	x
42 Blount TE	dnp	x	dnp	dnp	dnp	dnp
57 Bunyun DL	x	x	x	x	x	x
60 Love OL	dnp	x	dnp	dnp	dnp	dnp
64 Finger OL	x	dnp	dnp	dnp	dnp	dnp
66 Harris OL	S	S	S	S	S	S
74 Glaze OL	S	x	x	x	x	x
75 Green OL	dnp	x	dnp	dnp	dnp	dnp
78 Lunsford OL	S	S	S	S	S	S
84 Dyches TE	x	x	x	x	x	S
89 Booker Jr. DL	x	x	x	x	dnp	dnp
93 Wilmot DL	dnp	x	dnp	x	x	dnp
99 Burgess LB	x	x	dnp	dnp	dnp	x
<b>Class Participation</b>	<b>18-6</b>	<b>26-5</b>	<b>16-5</b>	<b>19-5</b>	<b>18-5</b>	<b>16-5</b>

FRESHMEN (19)	WVU	HOW	ILL	KENT IOWA	OSU	MINN
1 Fleming WR	dnp	dnp	x	x	x	x
4 Robinson LB	x	x	x	x	x	x
6 Coley Jr. DB	dnp	x	x	x	S	x
7 Venerable DB	dnp	x	dnp	dnp	dnp	x
10 Felton WR	dnp	x	dnp	dnp	x	x
18 Dippre TE	x	x	x	x	x	x
20 Trader DB	dnp	x	x	x	x	x
23 McDonald RB	dnp	x	dnp	x	x	dnp
24 Hemby RB	dnp	x	dnp	dnp	dnp	dnp
31 Littleton RB	dnp	x	dnp	dnp	dnp	dnp
40 Johnson DL	dnp	x	x	x	x	x
41 Beattie K	dnp	x	dnp	dnp	dnp	x
44 Jennings LB	x	S	S	S	dnp	x
47 Brown LB	dnp	x	dnp	dnp	dnp	dnp
48 Butler Jr. LB	dnp	x	dnp	dnp	dnp	dnp
58 Akingbesote DL	dnp	x	x	dnp	dnp	dnp
59 Gough LS	dnp	dnp	dnp	S	S	dnp
90 Porter DL	dnp	x	dnp	dnp	x	dnp
92 Jackson DL	x	x	x	x	x	x
96 Shockley DL	dnp	x	dnp	dnp	dnp	dnp
<b>Class Participation</b>	<b>4-0</b>	<b>18-1</b>	<b>9-1</b>	<b>10-2</b>	<b>11-1</b>	<b>10-1</b>

ACTIVE PLAYERS	53	84	54	62	53	57	55
----------------	----	----	----	----	----	----	----

x - indicates played in game; S - indicates started game; dnp - did not play;  
tr - indicates will sit out season as transfer; susp - suspended for the game

## 2021 SEASON SUPERLATIVES

## INDIVIDUAL MARYLAND GAME HIGHS

Rushes	18	Tayon Fleet-Davis vs West Virginia (09/04)
Yards Rushing	123	Tayon Fleet-Davis vs West Virginia (09/04)
TD Rushes	2	Tayon Fleet-Davis vs. Kent State (09/25)
Long Rush	53	Tayon Fleet-Davis vs West Virginia (09/04)
Pass Attempts	43	Taulia Tagovailoa at Illinois (09/17)
Pass Completions	32	Taulia Tagovailoa at Illinois (09/17)
Yards Passing	384	Taulia Tagovailoa vs. Kent State (09/25)
TD Passes	3	Taulia Tagovailoa vs West Virginia (09/04)
		Taulia Tagovailoa vs Howard (09/11)
		Taulia Tagovailoa vs. Kent State (09/25)
Long Pass	66	Taulia Tagovailoa vs West Virginia (09/04)
Receptions	8	Dontay Demus Jr. at Illinois (09/17)
Yards Receiving	133	Dontay Demus Jr. vs West Virginia (09/04)
TD Receptions	1	Marcus Fleming at Minnesota (10/23)
		Rakim Jarrett at Ohio State (10/09)
		Carlse Carriere at Ohio State (10/09)
		Rakim Jarrett vs. Iowa (10/01)
		Chigoziem Okonkwo vs. Iowa (10/01)
		Corey Dyches vs. Kent State (09/25)
		Rakim Jarrett vs. Kent State (09/25)
		Dontay Demus Jr. vs. Kent State (09/25)
		Tayon Fleet-Davis at Illinois (09/17)
		Carlos Carriere vs Howard (09/11)
		Dontay Demus Jr. vs Howard (09/11)
		Rakim Jarrett vs Howard (09/11)
		Chigoziem Okonkwo vs Howard (09/11)
		Dontay Demus Jr. vs West Virginia (09/04)
		Rakim Jarrett vs West Virginia (09/04)
		Chigoziem Okonkwo vs West Virginia (09/04)
Long Reception	66	Dontay Demus Jr. vs West Virginia (09/04)
Field Goals	3	Joseph Petrino vs. West Virginia (09/04)
Long Field Goal	45	Joseph Petrino vs. West Virginia (09/04)
Punts	4	Anthony Pecorella at Illinois (09/17)
Punting Avg	49.0	Anthony Pecorella at Illinois (09/17)
Punts Inside 20	2	Anthony Pecorella at Illinois (09/17)
Long Punt	62	Colton Spangler at Ohio State (10/09)
Long Punt Return	28	Tarheeb Still vs Howard (09/11)
Long Kickoff Return	32	Rakim Jarrett vs. Iowa (10/01)
Tackles	13	Nick Cross at Minnesota (10/23)
Sacks	2	Sam Okuyinonu at Illinois (09/17)
		Durell Nhami at Illinois (09/17)
		Greg Rose at Illinois (09/17)
Tackles For Loss	3	Ami Finau vs. Iowa (10/01)
Interceptions	1	Nick Cross at Illinois (09/17)
		Jakorian Bennett vs Howard (09/11)
		Jakorian Bennett vs West Virginia (09/04)
		Nick Cross vs West Virginia (09/04)

## MARYLAND TEAM HIGHS

Rushes	49	Howard (09/11)
Yards Rushing	227	Howard (09/11)
Yards Per Rush	5.7	Iowa (10/01)
TD Rushes	4	Howard (09/11)
Pass attempts	43	at Illinois (09/17)
Pass completions	32	at Illinois (09/17)
Yards Passing	384	Kent State (09/25)
Yards Per Pass	10.8	Howard (09/11)
TD Passes	4	Howard (09/11)
Total Plays	81	Howard (09/11)
Total Offense	574	Howard (09/11)
Yards Per Play	7.6	Kent State (09/25)
Points	62	Howard (09/11)
Sacks By	6	at Illinois (09/17)
First Downs	32	Howard (09/11)
Penalties	9	Kent State (09/25)
Penalty Yards	120	Kent State (09/25)
Turnovers	7	Iowa (10/01)
Interceptions	6	Iowa (10/01)
Punts	6	at Illinois (09/17)
Punting Avg	51.6	at Ohio State (10/09)
Long Punt	62	at Ohio State (10/9)
Punts Inside 20	2	at Illinois (09/17)
Long Punt Return	28	Howard (09/11)

## INDIVIDUAL OPPONENT GAME HIGHS

Rushes	21	Ky Thomas at Minnesota (10/23)
Yards Rushing	139	Ky Thomas at Minnesota (10/23)
Rushing TDs	2	TreVeyon Henderson at Ohio State (10/09)
		Spencer Petras vs Iowa (10/01)
		Leddie Brown vs West Virginia (09/04)
Long Rush	38	Ky Thomas at Minnesota (10/23)
		Josh McCray at Illinois (09/17)
Pass Attempts	40	Jarret Doege vs West Virginia (09/04)
Pass Completions	24	C.J. Stroud at Ohio State (10/09)
		Jarret Doege vs West Virginia (09/04)
Yards Passing	406	C.J. Stroud at Ohio State (10/09)
TD Passes	5	C.J. Stroud at Ohio State (10/09)
Long Pass	67	Spencer Petras vs Iowa (10/01)
Receptions	10	Dante Cephas vs. Kent State (09/25)
Yards Receiving	151	Dante Cephas vs. Kent State (09/25)
TD Receptions	2	Garrett Wilson at Ohio State (10/09)
		Chris Olave at Ohio State (10/09)
Long Reception	67	Tyler Goodson vs Iowa (10/01)
Field Goals	3	Caleb Shudak vs Iowa (10/01/2021)
		Andrew Glass vs. Kent State (09/25)
Long Field Goal	43	Matthew Trickett at Minnesota (10/23)
Punts	10	Dylan West vs Howard (09/11)
Punting Avg	43.3	Tory Taylor vs Iowa (10/01)
Long Punt	58	Blake Hayes at Illinois (09/17)
Punts inside 20	3	Blake Hayes at Illinois (09/17)
Long Punt Return	23	Garrett Wilson at Ohio State (10/09)
Long Kickoff Return	98	Winston Wright vs West Virginia (09/04)
Tackles	12	Jake Hansen at Illinois (09/17)
Sacks	1	Thomas Rush at Minnesota (10/23)
		Coney Durr at Minnesota (10/23)
		Steele Chambers at Ohio State (10/09)
		Cormontae Hamilton at Ohio State (10/09)
		Jack Sawyer at Ohio State (10/09)
		J.T. Tuimolau at Ohio St. (10/09)
		Zayin West vs. Kent State (09/25)
		Owen Carney, Jr. at Illinois (09/17)
		Jake Hansen at Illinois (09/17)
		Jer'Zhan Newton at Illinois (09/17)
		Dante Stills vs West Virginia (09/04)
Tackles For Loss	1.5	AJ Musolino vs. Kent State (09/25)
		Jevin Jackson vs Howard (09/11)
		Akheem Mesidor vs West Virginia (09/04)
Interceptions	1	Ryan Watts at Ohio St. (10/09/2021)
		Craig Young at Ohio St. (10/09/2021)
		Dane Belton vs Iowa (10/01/2021)
		Terry Roberts vs Iowa (10/01/2021)
		Quinn Schulte vs Iowa (10/01/2021)
		Kaevon Merriweather vs Iowa (10/01/2021)
		Riley Moss vs Iowa (10/01/2021)
		Jack Koerner vs Iowa (10/01/2021)
		Keith Sherald Jr. vs Kent St. (09/25/2021)

## OPPONENT TEAM HIGHS

Rushes	56	at Minnesota (10/23)
Yards Rushing	326	at Minnesota (10/23)
Yards Per Rush	5.8	at Minnesota (10/23)
TD Rushes	4	at Minnesota (10/23)
Pass attempts	40	West Virginia (09/04)
Pass completions	26	at Ohio State (10/09)
Yards Passing	432	at Ohio State (10/09)
Yards Per Pass	11.4	at Ohio State (10/09)
TD Passes	5	at Ohio State (10/09)
Total Plays	80	Iowa (10/01)
		Kent State (09/25)
Total Offense	598	at Ohio State (10/09)
Yards Per Play	8.4	at Ohio State (10/09)
Points	66	at Ohio State (10/09)
Sacks By	5	at Ohio State (10/09)
First Downs	29	at Ohio State (10/09)
Penalties	9	Iowa (10/01)
		Kent State (09/25)
Penalty Yards	84	Kent State (09/25)
Turnovers	4	West Virginia (09/04)
Punts	10	Howard (09/11)
Punting Avg	47.0	at Minnesota (10/23)
Long Punt	58	at Illinois (09/17)
Punts inside 20	3	at Illinois (09/17)
Long Punt Return	23	at Ohio State (10/09)

# 2021 MARYLAND FOOTBALL

## GAME 1

Sept. 4, 2021

### Maryland 30, West Virginia 24

**COLLEGE PARK, MD** – Big plays on both sides of the ball helped Maryland take down West Virginia, 30-24, as the Terps won their home opener for the 16th consecutive time in front of a raucous crowd of 43,811. Taulia Tagovailoa threw for 332 yards with three touchdowns. Both Dontay Demus Jr. and Rakim Jarrett had six catches and more than 100 yards receiving and a touchdown apiece. Tayon Fleet-Davis ran for a career-high 123 yards. The defense showed out as well with four caused turnovers and four sacks.

The Terps trailed 21-20 in the fourth quarter before Joseph Petrino put them ahead for good at 23-21 with a 26-yard field goal with 9:16 left in the game. A 60-yard dart and run from Tagovailoa to Jarrett gave the Terps a two-score lead at 30-21 with 6:25 left in the game.

An explosive first quarter saw the Terps jump out to an early lead thanks to a 45-yard field goal from Petrino. The Mountaineers answered with a touchdown drive but the Terps remained poised. Tagovailoa connected with both Demus Jr. and Chigoziem Okonkwo to put Maryland up 17-14 at the end of the first quarter. The offense ended up with 192 yards of total offense in the first quarter alone.

The Terps defense and special teams started making plays in the second quarter as Nick Cross hauled in his fourth career interception and Darryl Jones recovered a muffed punt. The Terps ended the half with a two-minute drill resulting in Petrino's second field goal of the game.

Coming out of halftime down 21-20, the two teams battled with neither coming away with any points. As the Mountaineers were driving late in the third, freshman Branden Jennings forced a fumble late with Lawtez Rogers falling on it, igniting the Maryland sideline and raucous student section. Now with the ball, Tagovailoa and the rushing of Isaiah Jacobs led the Terps down the field for a 14-play drive that was punctuated by another Petrino field goal which gave the Terps the lead back, 23-21.

After Jakorian Bennett's interception in his own end zone, Tagovailoa and the offense had a chance to expand the lead and they didn't let the opportunity pass them. After a few runs by Fleet-Davis, Tagovailoa launched a pass deep down the right sideline and found Jarrett in stride. Jarrett breezed into the end zone with his teammates following in tow to celebrate. With Maryland now up 30-21, West Virginia marched down the field but were stopped on the goal line and forced to kick a field goal to make the score 30-24. They would never see the ball again as Isaiah Jacobs and Tayon Fleet-Davis iced the game with multiple first downs and Tagovailoa taking the final kneel downs.

	1ST	2ND	3RD	4TH	-	FINAL
WEST VIRGINIA (0-1)	14	7	0	3	-	24
MARYLAND (1-0)	17	3	0	10	-	30

**First Quarter**  
11:46 - UMD - Petrino, 45 yd field goal 9 plays, 47 yards, TOP 03:14  
08:52 - WVU - Brown, Laddie 20 yd pass from Doege, Jarrett (Legg, Casey kick) 7 plays, 78 yards, TOP 02:59  
- UMD - Demus, Dontay 66 yd pass from Tagovailoa, Taulia (Petrino, Joseph kick) 3 plays, 80 yards, TOP 00:50  
00:53 - UMD - Okonkwo, Chigoziem 18 yd pass from Tagovailoa, Taulia (Petrino, Joseph kick) 8 plays, 70 yards, TOP 03:03  
00:35 - WVU - Brown, Laddie 2 yd run (Legg, Casey kick), 1 plays, 2 yards, TOP 00:04  
**Second Quarter**  
11:30 - WVU - Brown, Laddie 9 yd run (Legg, Casey kick), 6 plays, 74 yards, TOP 02:27 - UMD - Petrino, Joseph 21 yd field goal 7 plays, 66 yards, TOP 01:31  
**Fourth Quarter**  
09:16 - UMD - Petrino, Joseph 26 yd field goal 14 plays, 58 yards, TOP 05:53  
06:25 - UMD - Jarrett, Rakim 60 yd pass from Tagovailoa, Taulia (Petrino, Joseph kick) 5 plays, 80 yards, TOP 01:51  
02:53 - WVU - Legg, Casey 23 yd field goal 14 plays, 69 yards, TOP 03:32

	WVU	MD
First Downs	18	22
Rushes-Yards	21-48	44-164
Comp-Att-Int	24-40-2	26-36-0
Passing Yards	277	332
Total Offense Plays-Yards	61-325	80-496
Fumble Returns-Yards	0-0	0-0
Punt Returns-Yards	2-2	1-2
Interception Returns-Yards	0-0	2-5
Punts-Average	5-39.0	5-40.0
Fumbles-Lost	3-2	1-0
Penalties-Yards	4-20	5-39
Third-Down Conversions	6-14	8-20
Fourth-Down Conversions	1-1	1-2
Red-Zone Scores-Chances	4-5	3-5
Sacks By-Yards Lost	2-21	3-27
Time of Possession	25:57	34:03

## GAME 2

Sept. 11, 2021

### Maryland 62, Howard 0

**COLLEGE PARK, MD** – Maryland scored early and often and cruised to a 62-0 victory over Howard to move to 2-0 on the season. Quarterback Taulia Tagovailoa was 22-of-27 for 274 yards with three scoring passes. Dontay Demus Jr. had six catches for 128 yards and scored a touchdown for the sixth game in a row. Eight different players scored a touchdown, including three who scored the first of their careers.

The Terps' defense limited Howard (0-2) to just nine first downs and 145 total yards in the win. Howard was 0-for-13 on third-down conversions. It was the Terps' first shutout since the 79-0 blanking of Howard in 2019. The Terps have only allowed three points in the last 101:30 of game action dating back to last week's win over West Virginia.

The offense racked up 574 yards, with 347 through the air and 227 on the ground.

A quick three-and-out by the defense and a surgical drive from Tagovailoa quickly gave the Terps a 7-0 lead on a 14-yard strike to Demus. A rushing touchdown from Tayon Fleet-Davis on the next drive gave the Terps a 14-0 lead that they took into the second quarter.

Just 39 seconds into the second quarter Tagovailoa found Chigoziem Okonkwo in the back of the end zone for another score to make it 21-0. Maryland's defense continued to suffocate the Bison offense, only allowing them across the 50-yard line once in the first half. Freshman Colby McDonald and sophomore Penry Boone both collected their first career touchdowns in the second quarter, ballooning Maryland's lead to 35-0. Jakorian Bennett's interception with 37 seconds left set Joseph Petrino up for a 38-yard field goal.

Leading 38-0 heading into the second half, Terps picked up right where they left off as Tagovailoa found Rakim Jarrett on a slant for a 36-yard touchdown. It was after that when graduate quarterback Reece Udinski took over and was a perfect 3-for-3 with a touchdown pass to Carlos Carriere.

A Harrison Beattie field goal and a healthy dose of the running game by players like Challen Faamataua and Antwain Littleton II allowed the Terps to bleed the clock and come away with the win.

	1ST	2ND	3RD	4TH	-	FINAL
HOWARD (0-2)	0	0	0	0	-	0
MARYLAND (2-0)	14	24	14	10	-	62

**First Quarter**  
11:27 - UMD - Demus, Dontay 14 yd pass from Tagovailoa, Taulia (Petrino, Joseph kick) 6 plays, 64 yards, TOP 02:06  
06:44 - UMD - Fleet-Davis, Tayon 17 yd run (Petrino, Joseph kick), 7 plays, 54 yards, TOP 02:30  
**Second Quarter**  
14:21 - UMD - Okonkwo, Chigoziem 2 yd pass from Tagovailoa, Taulia (Petrino, Joseph kick) 7 plays, 72 yards, TOP 03:04  
08:58 - UMD - McDonald, Colby 11 yd run (Petrino, Joseph kick), 1 plays, 11 yards, TOP 00:05  
04:57 - UMD - Boone, Penry 4 yd run (Petrino, Joseph kick), 5 plays, 45 yards, TOP 02:11  
00:00 UMD - Petrino, Joseph 38 yd field goal 6 plays, 33 yards, TOP 00:37  
**Third Quarter**  
11:52 UMD - Jarrett, Rakim 36 yd pass from Tagovailoa, Taulia (Petrino, Joseph kick) 6 plays, 66 yards, TOP 03:02  
06:54 UMD - Carriere, Carlos 22 yd pass from Udinski, Reece (Petrino, Joseph kick) 6 plays, 74 yards, TOP 02:34  
**Fourth Quarter**  
14:57 - UMD - Beattie, Harrison 34 yd field goal 10 plays, 46 yards, TOP 06:01  
03:38 - UMD - Hemby, Roman 1 yd run (Beattie, Harrison kick), 16 plays, 76 yards, TOP 10:02

	HOW	MD
First Downs	8	32
Rushes-Yards	20-66	49-227
Comp-Att-Int	12-31-1	27-32-0
Passing Yards	80	347
Total Offense Plays-Yards	51-146	81-574
Fumble Returns-Yards	0-0	0-0
Punt Returns-Yards	1-3	6-45
Interception Returns-Yards	0-0	1-0
Punts-Average	10-32.7	2-36
Fumbles-Lost	0-0	1-0
Penalties-Yards	5-35	6-55
Third-Down Conversions	0-11	9-15
Fourth-Down Conversions	0-0	2-2
Red-Zone Scores-Chances	0-0	8-9
Sacks By-Yards Lost	1-10	2-10
Time of Possession	22:47	37:13

## GAME 3

Sept. 17, 2021

### Maryland 20, Illinois 17

**CHAMPAIGN, IL** – Down 17-10 with less than five minutes to go in the fourth quarter, Maryland rallied for a dramatic 20-17 victory over Illinois to stay perfect at 3-0. The Terps scored twice in the final 2:13 to continue its best start to a season since 2016 when they started 4-0.

Joseph Petrino kicked his first-ever game-winning field goal as his 32-yard field goal gave the Terps the conference road win. It was Maryland's first walk-off win since Dan Ennis' game-winner against Clemson in 2006.

The Terps tied the game with 2:13 as quarterback Taulia Tagovailoa found Tayon Fleet-Davis for a 10-yard touchdown pass to tie the game at 17-17.

Greg Rose single-handedly derailed Illinois' ensuing drive with two sacks for losses of 11 and seven yards in the final 1:13. Intentional grounding on the Illini forced punt and the 38-yarder gave the Terps the ball at Illinois' 45-yard line with 47 seconds left, setting the stage for the winning play.

Tagovailoa threw for 350 yards on 32-of-43. Dontay Demus Jr. had eight catches for 77 yards, extending his consecutive game streak with a reception to 25. Fleet-Davis carried the ball 11 times for 62 yards and two total touchdowns (1 rushing & 1 receiving).

Illinois took a 17-10 lead 47 seconds into the fourth quarter when Casey Washington scooped up a loose ball that Jordan Mosley punched out of Reggie Love's hands and rumbled 30 yards to give the Illini their first lead.

A penalty negated what appeared to be the tying play for the Terps. Tagovailoa's 41-yard scoring pass to Demus Jr. with 11:15 left was called back, putting the Terps in a 3-and-25 situation, where Illinois sacked Tagovailoa.

The Illini ran the clock, converting a pair of third downs, but eventually, the Terrapin defense held, giving Maryland the ball back with less than five minutes left in the fourth.

Not done yet, Tagovailoa led the offense down the field. He found Fleet-Davis in the flat. Fleet-Davis made two defenders miss before finding the endzone, tying the game.

Maryland came out in the third quarter with a purpose as Tagovailoa methodically moved his team down the field in just five plays, punctuating the drive with a rushing touchdown by Fleet-Davis. Now leading 10-3, Maryland's defense forced a quick three-and-out putting Tagovailoa and the offense quickly back on the field. The Terps again used chunk plays to move down into Illini territory, but a fumble on the goal line stalled the drive.

An Illinois touchdown on a 38-yard rush by Josh McCray tied the game at 10-10 with 6:15 left in the third quarter.

A second Terps fumble set the Illini up deep in Terps' territory, but safety Nick Cross intercepted the ball on the very next play to swing the momentum back towards Maryland. However, neither team could crack the end zone before the fourth quarter.

The first quarter was a defensive battle as neither offense could get into a rhythm. Illinois began marching late into the frame, but a goal-line stand led by freshman linebacker Branden Jennings forced the Illini to attempt a field goal. Defensive lineman Ami Finau didn't let the kick have a chance sticking his hand up and blocking it, keeping the game scoreless.

The second quarter started with a bang as Tagovailoa hit Rakim Jarrett for a 37-yard pass play on the first play of the quarter. The Maryland offense continued to move the ball down the field. Petrino capped the drive off with a 32-yard field goal.

Sacks by Sam Okayinonu and Durrell Nchami kept Illinois at bay, but the Illini tied the game 3-3 heading into halftime.

	1ST	2ND	3RD	4TH	-	FINAL
MARYLAND (3-0)	0	3	7	10	-	20
ILLINOIS (1-3)	0	3	7	7	-	17

**Second Quarter**  
10:43 - UMD - Petrino, Joseph 32 yd field goal 11 plays, 66 yards, 05:07  
01:27 - ILL - McCourt, James 25 yd field goal 10 plays, 73 yards, 02:16  
**Third Quarter**  
UMD - Fleet-Davis, Tayon 2 yd run (Petrino, kick), 5 plays, 75 yards, 01:49  
ILL - McCray, Josh 38 yd run (Mccourt, James kick), 8 plays, 93 yards, 03:37  
**Fourth Quarter**  
ILL - Washington, Casey 30 yd run (Mccourt, James kick), 3 plays, 46 yards, 01:05  
UMD - Fleet-Davis, Tayon 10 yd pass from Tagovailoa, Taulia (Petrino, Joseph kick) 8 plays, 86 yards, 02:37  
UMD - Petrino, Joseph 32 yd field goal 3 plays, 32 yards, TOP 00:47

	MD	ILL
First Downs	24	19
Rushes-Yards	27-131	45-150
Comp-Att-Int	32-43-0	10-26-1
Passing Yards	350	185
Total Offense Plays-Yards	70-481	71-335
Fumble Returns-Yards	0-0	0-0
Punt Returns-Yards	2-(3.5)	3-3.7
Interception Returns-Yards	1-5	0-0
Punts-Average	6-47.2	7-43.1
Fumbles-Lost	3-2	1-0
Penalties-Yards	8-63	6-44
Third-Down Conversions	2-10	8-17
Fourth-Down Conversions	0-0	0-0
Red-Zone Scores-Chances	4-6	1-2
Sacks By-Yards Lost	6-53	3-18
Time of Possession	29:09	30:51

## GAME 4

Sept. 25, 2021

## Maryland 37, Kent State 16

**COLLEGE PARK, MD** – Maryland stayed perfect with a 37-16 victory over Kent State on a sunny Saturday afternoon at Capital One Field at Maryland Stadium. The Terps are now 4-0 for the first time since 2016 heading into a huge match-up with #5 Iowa next Friday night. Tickets are available here.

Quarterback Taulia Tagovailoa continued his hot start, throwing for 384 yards on 31-of-41 with three touchdown passes. Tagovailoa has thrown for 300-yards in three of four games this season and four of his eight career games as a Terp.

Dontay Demus Jr. (game-high four catches for 108 yards), Rakim Jarrett, and Corey Dyches each hauled in scoring receptions. It was the third time in four games this season Demus and Jarrett have scored touchdowns in the same game. Overall, the Terps had 12 different players catch a pass.

Tayon Fleet-Davis rushed for 60 yards and two touchdowns - his second-consecutive multi-touchdown game and third of his career.

The Terps' defense pressured Kent State (1-3) all afternoon as they had five sacks including the first career sacks for Beau Brade, Demeioun Robinson, and Kobi Thomas – all in the fourth quarter.

After a Kent State field goal, the Terps offense came alive as passes to Jeshawn Jones and Fleet-Davis set Maryland up in Golden Flashes territory. Tagovailoa then found Demus Jr. for a 33-yard strike over the middle for the Terps' first touchdown of the afternoon, giving the Terps a 7-3 lead.

After another Kent State field goal, Maryland once again marched down the field after passes to Chigoziem Okonkwo and Challen Faamatau brought them to the goal line. The first play of the second quarter was a third-and-goal pass to Jarrett which was good for another touchdown. The receiver contorted his body in order to make the diving 6-yard catch, allowing the Terps to extend their lead to 14-6.

A defensive stand and a fair-catch interference penalty followed by a 64-yard catch and run by Demus Jr. set the Terps up with yet another goal-line opportunity. Fleet-Davis punched the ball in from three yards out to give Maryland a two-possession lead at 21-6. It was the third consecutive game with a rushing score for Fleet-Davis. When the Golden Flashes began to gain a little momentum, it was quickly taken away as Ruben Hyppolite II forced a fumble that was recovered by Tarheeb Still. The team's traded field goals towards the end of the half to make it 24-9 Maryland heading into halftime.

Maryland opened the scoring in the second half with a 29-yard rushing touchdown by Fleet-Davis, his second of the game and third time in his career he's achieved that feat. The offense kept it rolling on the next drive as bruising runs by Isaiah Jacobs allowed Tagovailoa to later find Dyches for a nine-yard score, the first of Dyches' career, extending the Terp lead to 37-9.

A Kent State touchdown cut the lead to 37-16 but Head Coach Michael Locksley still decided to empty his bench late in the game, allowing some of his younger players to get meaningful game action.

	1ST	2ND	3RD	4TH	-	FINAL
KENT STATE (1-3)	6	3	0	7	-	16
MARYLAND (4-0)	7	17	13	0	-	37

## First Quarter

06:39 - KSU - Glass,Andrew 35 yd field goal 6 plays, 22 yards, TOP 02:25  
05:25 - UMD - Demus,Dontay 33 yd pass from Tagovailoa,Taulia (Petrino,Joseph kick) 3 plays, 59 yards, TOP 01:10

03:52 - KSU - Glass,Andrew 32 yd field goal 6 plays, 56 yards, TOP 01:28

## Second Quarter

14:55 - UMD - Jarrett,Rakim 6 yd pass from Tagovailoa,Taulia (Petrino,Joseph kick) 10 plays, 76 yards, TOP 03:51  
12:03 - UMD - Fleet-Davis,Tayon 3 yd run (Petrino,Joseph kick), 3 plays, 74 yards, TOP 01:19

04:46 - KSU - Glass,Andrew 37 yd field goal 8 plays, 60 yards, TOP 01:56  
00:43 - UMD - Petrino,Joseph 26 yd field goal 11 plays, 69 yards, TOP 03:55

## Third Quarter

10:14 - UMD - Fleet-Davis,Tayon 29 yd run ( ), 5 plays, 60 yards, TOP 01:22  
05:21 - UMD - Dyches,Corey 9 yd pass from Tagovailoa,Taulia (Petrino,Joseph kick) 8 plays, 62 yards, TOP 02:39

## Fourth Quarter

10:37 - KSU - Cephas,Dante 15 yd pass from Crum,Dustin (Glass,Andrew kick) 4 plays, 80 yards, TOP 01:16

	KENT	MD
First Downs	27	23
Rushes-Yards	47-150	28-142
Comp-Att-Int	19-33-0	31-41-1
Passing Yards	308	384
Total Offense Plays-Yards	80-458	69-526
Fumble Returns-Yards	0-0	1-6
Punt Returns-Yards	0-0	1-12
Interception Returns-Yards	1-5	0-0
Punts-Average	3-36.7	3-46.7
Fumbles-Lost	2-1	1-1
Penalties-Yards	9-84	9-120
Third-Down Conversions	4-16	4-11
Fourth-Down Conversions	1-5	1-2
Red-Zone Scores-Chances	4-7	4-6
Sacks By-Yards Lost	1-2	5-39
Time of Possession	33:59	26:01

## GAME 5

Oct. 1, 2021

## Maryland 14, #5 Iowa 51

**COLLEGE PARK, MD** – Maryland suffered its first defeat of the season, dropping a 51-14 decision to #5 Iowa before a raucous 'Blackout' crowd at Capital One Field at Maryland Stadium. The Terps are now 4-1 and 1-1 in the Big Ten while Iowa remains perfect at 5-0 and 2-0 in the conference.

Quarterback Taulia Tagovailoa threw for 157 yards on 16-of-29 with 2 touchdowns. Wide Receiver Dontay Demus Jr. had four catches for 61 yards before suffering an injury in the second quarter. Tight End Chigoziem Okonkwo scored his third touchdown of the season on a 9-yard reception in the first quarter to put Maryland up 7-3 at the end of the period.

Rakim Jarrett scored on a seven-yard touchdown reception from Tagovailoa in the third quarter.

The Terps committed five turnovers in the first half and turned the ball over seven times in the game as Iowa capitalized on the Maryland miscues. The Hawkeyes recorded 17 points off turnovers in the first half. Quarterback Spencer Petras rushed for a pair of 1-yard scoring runs and connected with Arland Bruce on an 8-yard touchdown reception. The Hawkeyes led 34-7 at halftime after outscoring Maryland 31-0 in the second quarter. Petras threw for 259 yards and three touchdowns.

	1ST	2ND	3RD	4TH	-	FINAL
#5 IOWA (5-0)	3	31	10	7	-	51
MARYLAND (4-0)	7	0	7	0	-	14

## First Quarter

07:16 - IOW - Shudak,Caleb 41 yd field goal 7 plays, 27 yards, TOP 02:00  
03:37 - UMD - Okonkwo,Chigoziem 9 yd pass from Tagovailoa,Taulia (Petrino,Joseph kick) 8 plays, 69 yards, TOP 03:32

## Second Quarter

IOW - Petras,Spencer 1 yd run (Shudak,Caleb kick), 8 plays, 59 yards, TOP 03:34  
14:04 - IOW - Bruce IV,Arland 8 yd pass from Petras,Spencer (Shudak,Caleb kick) 2 plays, 10 yards, TOP 00:43

10:53 - IOW - Petras,Spencer 1 yd run (Shudak,Caleb kick), 6 plays, 26 yards, TOP 02:57  
05:46 - IOW - Pottbaum,Monte 2 yd run (Shudak,Caleb kick), 8 plays, 45 yards, TOP 04:37

00:29 - IOW - Shudak,Caleb 38 yd field goal 9 plays, 46 yards, TOP 03:50

## Third Quarter

12:49 - IOW - Goodson,Tyler 67 yd pass from Petras,Spencer (Shudak,Caleb kick) 4 plays, 65 yards, TOP 02:11  
08:35 - IOW - Shudak,Caleb 32 yd field goal 7 plays, 29 yards, TOP 02:34

06:01 - UMD - Jarrett,Rakim 7 yd pass from Tagovailoa,Taulia (Petrino,Joseph kick) 8 plays, 75 yards, TOP 02:34

## Fourth Quarter

14:18 - IOW - Tracy Jr.,Tyrone 7 yd pass from Petras,Spencer (Shudak,Caleb kick) 11 plays, 82 yards, TOP 06:39

	IOWA	MD
First Downs	24	14
Rushes-Yards	42-145	17-97
Comp-Att-Int	23-38-0	21-37-6
Passing Yards	283	174
Total Offense Plays-Yards	80-428	54-271
Fumble Returns-Yards	0-0	0-0
Punt Returns-Yards	4-33	3-10
Interception Returns-Yards	6-60	0-0
Punts-Average	4-43.2	5-42.8
Fumbles-Lost	1-0	1-1
Penalties-Yards	9-63	10-82
Third-Down Conversions	5-13	3-9
Fourth-Down Conversions	0-1	0-0
Red-Zone Scores-Chances	7-8	2-2
Sacks By-Yards Lost	0-0	2-17
Time of Possession	39:00	21:00

## GAME 6

Oct. 9, 2021

## Maryland 17, #7 Ohio State 66

**COLUMBUS, OH** – Maryland suffered a 66-17 defeat at #7 Ohio State on Saturday afternoon at Ohio Stadium. The Terps fell to 4-2 overall and 1-2 in the Big Ten. The Buckeyes moved to 5-1 and 3-0 in the conference.

Taulia Tagovailoa threw for 279 yards on 28-of-39 with touchdown passes to Carlos Carriere and Rakim Jarrett. Carriere had a career-high and tied for team-best five catches for 56 yards.

Tagovailoa connected with 13 different receivers in the game. Chigoziem Okonkwo had five catches for 56 yards while Carriere had a career-high five catches for 35 yards.

	1ST	2ND	3RD	4TH	-	FINAL
MARYLAND (4-2)	3	7	7	0	-	17
#7 OHIO STATE (5-1)	14	21	21	10	-	66

## First Quarter

10:20 - UMD - Petrino,Joseph 48 yd field goal 10 plays, 45 yards, TOP 04:40  
04:03 - OSU - Wilson,Garrett 2 yd pass from Stroud,C.J. (Ruggles,Noah kick)

17 plays, 88 yards, TOP 06:10

00:17 - OSU - Henderson,TreVeyon 4 yd run (Ruggles,Noah kick), 5 plays, 74 yards, TOP 01:51

## Second Quarter

12:12 - OSU - Olave,Chris 36 yd pass from Stroud,C.J. (Ruggles,Noah kick) 3 plays, 62 yards, TOP 01:02

07:37 - UMD - Carriere,Carlos 7 yd pass from Tagovailoa,Taulia (Petrino,Joseph kick) 12 plays, 75 yards, TOP 04:29

06:54 - OSU - Henderson,TreVeyon 26 yd pass from Stroud,C.J. (Ruggles,Noah kick) 2 plays, 29 yards, TOP 00:31

00:47 - OSU - Teague,Master 8 yd run (Ruggles,Noah kick), 8 plays, 82 yards, TOP 01:03

## Third Quarter

12:26 - OSU - Wilson,Garrett 26 yd pass from Stroud,C.J. (Ruggles,Noah kick) 7 plays, 66 yards, TOP 02:27

07:47 - OSU - Olave,Chris 30 yd pass from Stroud,C.J. (Ruggles,Noah kick) 7 plays, 75 yards, TOP 02:41

02:31 - OSU - Henderson,TreVeyon 14 yd run (Ruggles,Noah kick), 6 plays, 66 yards, TOP 02:16

00:47 - UMD - Jarrett,Rakim 43 yd pass from Tagovailoa,Taulia (Petrino,Joseph kick) 5 plays, 75 yards, TOP 01:44

## Fourth Quarter

10:37 - OSU - Ruggles,Noah 32 yd field goal 12 plays, 37 yards, TOP 05:02  
02:58 - OSU - Young,Craig 70 yd interception (DiMaggio,Dominic kick)

	MD	OSU
First Downs	22	29
Rushes-Yards	36-56	33-166
Comp-Att-Int	28-39-2	26-38-0
Passing Yards	279	432
Total Offense Plays-Yards	75-335	71-598
Fumble Returns-Yards	0-0	0-0
Punt Returns-Yards	0-0	3-36
Interception Returns-Yards	0-0	2-88-1
Punts-Average	5-51.6	0-0
Fumbles-Lost	1-0	0-0
Penalties-Yards	2-15	4-40
Third-Down Conversions	5-15	7-11
Fourth-Down Conversions	2-3	2-3
Red-Zone Scores-Chances	2-3	5-5
Sacks By-Yards Lost	1-5	5-58
Time of Possession	34:44	25:16

## GAME 7

Oct. 23, 2021

### Maryland 16, Minnesota 34

**MINNEAPOLIS, MN** – Maryland suffered a 34-16 defeat at Minnesota on Saturday afternoon at Huntington Bank Stadium. The Terps are now 4-3 overall and 1-3 in the Big Ten. The Golden Gophers moved to 5-2 and 3-1 in conference play, tying for the lead in the Big Ten West.

Safety Nick Cross (13), defensive lineman Sam Okuyinonu (nine), linebacker Ruben Hyppolite II (eight), and linebacker Ahmad McCullough (seven) each piled up career highs in tackles.

Quarterback Taulia Tagovailoa threw for 189 yards on 17-of-27 and a touchdown. Receivers Marcus Fleming (five catches for 62 yards) and Rakim Jarrett (four receptions for 56 yards) were the top targets. Fleming scored his first-career touchdown on a 17-yard catch in the fourth quarter. Tailback Tayon Fleet-Davis picked up 21 rushing yards on the ground and scored his sixth touchdown of the season. Challen Faamatau ran seven times for 37 yards.

The Gophers took a 31-10 lead after the third quarter on rushing touchdowns by Bryce Williams (2 yards) and Mar'Keise Irving (9 yards).

Minnesota held a 17-10 lead at halftime as the Gophers scored a pair of rushing touchdowns by Cole Kramer (2 yards) and Ky Thomas (10 yards) before Fleet-Davis answered with a 13-yard rushing score with 4:05 left in the first half. Minnesota looked to extend its lead just prior to intermission but Tarheeb Still blocked Matthew Trickett's 38-yard field goal attempt as time expired.

The teams traded first-quarter field goals with Joseph Petrino opening the scoring with a 47-yarder that was answered by Trickett's 37-yarder with 3:41 left in the quarter.

	1ST	2ND	3RD	4TH	-	FINAL
MARYLAND (4-3)	3	7	0	6	-	16
MINNESOTA (5-2)	3	14	14	3	-	34

#### First Quarter

08:28 - UMD - Petrino, Joseph 47 yd field goal 8 plays, 39 yards, TOP 03:44  
03:41 - MIN - Trickett, Matthew 37 yd field goal 10 plays, 52 yards, TOP 04:41

#### Second Quarter

13:48 - MIN - Kramer, Cole 2 yd run (Trickett, Matthew kick), 7 plays, 86 yards, TOP 03:10  
08:20 - MIN - Thomas, Ky 10 yd run (Trickett, Matthew kick), 7 plays, 68 yards, TOP 03:41

04:05 - UMD - Fleet-Davis, Tayon 13 yd run (Petrino, Joseph kick), 8 plays, 75 yards, TOP 04:15

#### Third Quarter

09:18 - MIN - Williams, Bryce 2 yd run (Trickett, Matthew kick), 11 plays, 75 yards, TOP 05:42  
05:31 - MIN - Irving, Mar'Keise 9 yd run (Trickett, Matthew kick), 4 plays, 34 yards, TOP 01:58

#### Fourth Quarter

08:58 - MIN - Trickett, Matthew 43 yd field goal 13 plays, 55 yards, TOP 08:42  
01:31 - UMD - Fleming, Marcus 17 yd pass from Tagovailoa, Taulia ( ) 12 plays, 91 yards, TOP 03:25

	MD	MINN
First Downs	14	26
Rushes-Yards	23-79	56-326
Comp-Att-Int	17-27-0	8-13-0
Passing Yards	189	125
Total Offense Plays-Yards	50-268	69-451
Fumble Returns-Yards	0-0	0-0
Punt Returns-Yards	0-0	1-12
Interception Returns-Yards	0-0	0-0
Punts-Average	4-51.0	1-47.0
Fumbles-Lost	1-1	0-0
Penalties-Yards	8-79	4-50
Third-Down Conversions	5-11	7-12
Fourth-Down Conversions	0-1	0-0
Red-Zone Scores-Chances	3-3	5-6
Sacks By-Yards Lost	0-0	2-8
Time of Possession	22:25	37:35

## The Last Time ...

## Kickoff Returned for TD

Maryland – Javon Leake (97 yards), Michigan, 11-2-19  
Opponent – Giles Jackson (97 yards), Michigan, 11-2-19

## Punt Returned for TD

Maryland – DJ Turner (40 yards), Howard, 8-31-19  
Opponent – Reggi Hemphill (91 yards), at Texas, 09-02-17

## Interception Returned for TD

Maryland – Ravon Davis (37 yards) vs. Ohio State, 11-17-18  
Opponent – Craig Young (70 yards), at Ohio State, 10-09-21

## Two Interceptions Returned for TD

Maryland – R. Donohue (25 yards), K. Tate (8 yards), vs. W. Forest, 10-30-10  
Opponent – N/A

## Fumble Returned for TD

Maryland – Chance Campbell (34 yards), at Penn State, 11-07-20  
Opponent – Max Rosenthal (0 yards), Michigan State, 11-03-18

## Recorded a Safety

Maryland – at Temple, 9-14-19 (team safety)  
Opponent – at Indiana, 11-28-20 (D.K. Bonhomme)

## Blocked a Punt

Maryland – Jesse Aniebonam, Temple, 09-15-18  
Opponent – Josh Metellus, Michigan, 11-11-17

## Blocked Two Punts

Maryland – L. Williams and N. Peterson vs. Wake Forest, 10-30-10  
Opponent – N/A

## Blocked Punt Returned for TD

Maryland – Jesse Aniebonam (27 yards), Temple, 09-15-19  
Opponent – David Carter (10 yards), W. Virginia, 09-19-98

## Blocked a Field Goal

Maryland – Tarheeb Still, at Minnesota, 10-23-21  
Opponent – Jacob Robinson, Indiana, 10-28-17

## Blocked Field Goal Returned for TD

Maryland – Antoine Brooks (71 yds), at Texas, 09-02-17  
Opponent – Holton Hill (65 yds), at Texas, 09-02-17

## Blocked a PAT

Maryland – Chandler Burkett, Indiana, 10-28-17  
Opponent – Jacub Panasiuk, at Michigan State, 11-30-19

## Player Passed for 6 TDs

Maryland – None  
Opponent – Matt Johnson (5, 58, 5, 27, 44, 14), vs BG, 09-12-15

## Player Scored 5 TDs

Maryland – Bob Shemonski (22 rush, 26 rush, 82 PR, 4 rush, 8 rush) vs. Va. Tech, 11-07-50  
Opponent – Bernard Pierce (1 rush, 9 rush, 4 rush, 44 rush, 13 rush) vs. Temple, 09-24-11

## Player Passed for 5 TDs

Maryland – Scott Milanovich (5, 14, 27, 5, 12) vs. NC State, 11-5-94  
Opponent – C.J. Stroud (2, 36, 26, 26, 30), at Ohio State, 10-9-21

## Player Scored 4 TDs

Maryland – Javon Leake (97 kick ret., 64 rush, 27 rush, 43 rush). Illinois, 10-27-18  
Opponent – Mohamed Ibrahim (1 rush, 2 rush, 1 rush, 1 rush), Minnesota, 10-30-20

## Player Scored 4 Rushing TDs

Maryland – D.J. Adams (1, 1, 1, 4) vs. East Carolina, 12-29-10  
Opponent – Mohamed Ibrahim (1 rush, 2 rush, 1 rush, 1 rush), Minnesota, 10-30-20

## Player Passed for 4 TDs

Maryland – Josh Jackson (26, 4, 6, 24), vs. Howard, 8-31-19  
Opponent – C.J. Stroud (2, 36, 26, 26, 30), at Ohio State, 10-9-21

## Player Scored 3 TDs

Maryland – Javon Leake (42 rush, 100 kick ret., 12 rush)  
Opponent – Lennie Brown (20 rec., 2 rush, 9 rush), West Virginia, 09-04-21

## Player Scored 3 Rushing TDs

Maryland – Javon Leake (64 rush, 27 rush, 43 rush) Illinois, 10-27-18  
Opponent – Stevie Scott (3 rush, 1 rush, 2 rush), at Indiana, 11-28-20

## Five Players Scored a Rushing TD

Maryland – K. Goins, T. Edmunds, T. Johnson, L. Harrison, T. Pigrome, J. Funk - 6 players, Howard, 09-03-16  
Opponent – J. Dobbins, M. Weber, J. Barrett, A. Williams, P. Campbell at Ohio State, 10-07-17

## Player Passed for 3 TDs

Maryland – Taulia Tagovailoa (33, 6, 9), Kent State, 09-25-21  
Opponent – C.J. Stroud (2, 36, 26, 26, 30), at Ohio State, 10-9-21

## Player Scored 3 Receiving TDs

Maryland – Torrey Smith (11, 10, 12, 71) vs NC State, 11-27-10  
Opponent – Tavon Austin (44, 24, 34) vs. West Virginia, 09-22-12

## Three Players Scored 2 TDs

Maryland – Jermaine Lewis (5 rec, 27 rec), Mancel Johnson (14 rec, 12 rec), Geroy Simon (94 KOR, 5 rec) vs. NC State, 11-05-94  
Opponent – Tommy Stevens (21 rush, 3 rush, 6 rush), Saquon Barkley (1 rush, 1 rush), Mike Gesicki (2 rec, 9 rec) vs. PSU, 11-25-17

## Two Players Scored 2 TDs

Maryland– Jake Funk (8 rec, 19 rush) & Taulia Tagovailoa (39 rush, 2 rush), Minnesota, 10-30-20  
Opponent – Garrett Wilson (2 rec, 26 rec) & Chris Olave (36 rec, 30 rec) at Ohio State, 10-9-21

## Touchdown Pass By a Non-Quarterback

Maryland – J. Jones, 20-yds to T. Jacobs, vs. Texas, 9-1-18  
Opponent – J. Smith, 20-yds to P. Towles, vs. BC, 12-26-16

## Player Recorded a Pass, Rush and Rec TD

Maryland – J. Jones vs. Texas, 9-1-18 (collegiate debut)  
Opponent -

## Player Scored Offensive &amp; Spec. Tms. TD

Maryland – J. Leake, (kick ret. & two rushing TDs) at Rutgers, 10-5-19  
Opponent -

## 50-Yd. Field Goal

Maryland – Joseph Petrino (51 yards), Minnesota, 10-30-20  
Opponent – Andrew Harte (50 yards), at Rutgers, 11-04-17

## 45-Yd. Field Goal

Maryland – Joseph Petrino (48 yards), at Minnesota, 10-23-21  
Opponent – Andrew Harte (50 yards), at Rutgers, 11-04-17

## Five Field Goals

Maryland – Dale Castro (45, 29, 18, 32, 42) vs. Mississippi State, 09-22-79  
Opponent – Nicholas Setta (51, 32, 18, 46, 24), Notre Dame, 08-31-02

## Four Field Goals

Maryland – Joseph Petrino (29, 31, 31, 39) at Indiana, 11-10-18  
Opponent – Matt Coghlin (40, 36, 32, 33) at Michigan State, 11-30-19

## Three Field Goals

Maryland – Joseph Petrino (45, 21, 26), West Virginia, 09-04-21  
Opponent – Caleb Shudak (41, 38, 32) Iowa, 10-01-21

## Three Field Goals 45 Yards or More

Maryland – None  
Opponent – Sam Ficken (47, 46, 48), Penn State, 11-01-14

## Three Field Goals 40 Yards or More

Maryland – None  
Opponent – Sam Ficken (47, 46, 48), Penn State, 11-01-14

## Two Field Goals 45 Yards or More

Maryland – Brad Craddock (48, 48) at Indiana, 09-27-14  
Opponent – Sam Ficken (47, 46, 48), Penn State, 11-01-14

## Two Field Goals 40 Yards or More

Maryland – Brad Craddock (48, 48) at Indiana, 09-27-14  
Opponent – Sam Ficken (47, 46, 48), Penn State, 11-01-14

## Four Field Goals 30 Yards or More

Maryland – Nick Novak (54, 34, 31, 48) vs. Duke, 10-11-03  
Opponent – Matt Coghlin (40, 36, 32, 33) at Michigan State, 11-30-19

## Three Field Goals 30 Yards or More

Maryland – Joseph Petrino (31, 31, 39) at Indiana, 11-10-18  
Opponent – Caleb Shudak (41, 38, 32) Iowa, 10-01-21

## Two-Point Conversion by Rush

Maryland – Kenneth Goins, Michigan State, 10-22-16  
Opponent – Ben Mason, at Michigan, 10-06-18

## Two-Point Conversion by Pass

Maryland – Taulia Tagovailoa to Carlos Carriere, 11-28-20  
Opponent – Jack Rudock to Khalid Hill, Michigan, 10-03-15

## Missed PAT (kick)

Maryland – Joseph Petrino, Kent State, 09-25-21  
Opponent – Brock Walker, Minnesota, 10-30-20

## Defensive Extra-Point

Maryland – A. Nixon (98-yd. PAT return) vs. Boston College, 11-23-13  
Opponent – L. Grant (100-yd. Interception return), Duke, 10-26-96

## 40 Rushing Attempts

Maryland – Charlie Wysocki (50-217) at Duke, 10-25-80  
Opponent – Mohamed Ibrahim (41-207), Minnesota, 10-30-20

## 30 Rushing Attempts

Maryland – Lance Ball (32-109), vs. Boston College, 11-10-07  
Opponent – Mohamed Ibrahim (41-207), Minnesota, 10-30-20

## 30 Rushing Attempts in One Half

Maryland – Charlie Wysocki (32) at Duke, 10-25-80

## 300 Rushing Yards

Maryland – LaMont Jordan (37-306) vs. Virginia, 11-20-99  
Opponent – John Leach (46-329), Wake Forest, 11-20-93

## 200 Rushing Yards

Maryland – Jake Funk (21-221), Minnesota, 10-30-20  
Opponent – Mohamed Ibrahim (41-207), Minnesota, 10-30-20

## 150 Rushing Yards

Maryland – Jake Funk (17-180), Rutgers, 12-12-20  
Opponent – Mohamed Ibrahim (41-207), Minnesota, 10-30-20

## 150 Rushing Yards by a Quarterback

Maryland – Perry Hills (25-170) at Ohio State, 10-10-15

## 100 Rushing Yards in 1st Half

Maryland – Anthony McFarland (16-253), Ohio State, 11-17-18  
Opponent – Mohamed Ibrahim (21-130), Minnesota, 10-30-20

## 100 Rushing Yards by a Quarterback

Maryland – Tyrrell Pigrome (13-107), at Purdue, 10-12-19  
Opponent – Terrel Hunt (23-156), Syracuse, 09-20-14

## Three Players with 100 Rushing Yards

Maryland – Richard Jennings (136), Steve Atkins (126) and Jamie Franklin (105) vs. Virginia, 11-22-75  
Opponent - D. Redding (130), T. Natee (111), Z. Diamont (104), at Indiana, 10-22-16

## 90-Yd. TD Run

Maryland – Da'Rel Scott (91) vs. East Carolina, 12-29-10

## 80-Yd. TD Run

Maryland – Anthony McFarland (80), at Rutgers, 10-5-19  
Opponent - Connor Heyward (80), Michigan State, 11-03-18

## 75-Yd. TD Run

Maryland – Anthony McFarland (80), at Rutgers, 10-5-19  
Opponent - Connor Heyward (80), Michigan State, 11-03-18

## 75-Yd. Non-Scoring Run

Maryland – Ty Johnson (76) vs. Purdue 10-01-16

## 50-Yd. Non-Scoring Run

Maryland – Tayon Fleet-Davis (53), West Virginia, 09-04-21  
Opponent – M. Milton (55) vs. UCF, 09-23-17

## 50-Yd. TD Run

Maryland – Anthony McFarland Jr. (63), at Michigan State, 11-30-19  
Opponent - Connor Heyward (80), Michigan State, 11-03-18

## 50 Pass Attempts

Maryland – Danny O'Brien (34-52-3, 289, 1 TD) vs. WVU, 09-17-11  
Opponent – Sean Clifford (27-57-2, 340, 3 TDs) at Penn State, 11-07-20

## 40 Pass Attempts

Maryland – Taulia Tagovailoa (31-41-1, 384, 3 TDs) Kent State, 09-25-21  
Opponent – Jarret Doege (24-40-2, 277, 1 TD), West Virginia, 09-04-21

## 35 Pass Attempts

Maryland – Taulia Tagovailoa (28-39-2, 279, 2 TDs) at Ohio St., 10-09-21  
Opponent – Jarret Doege (24-40-2, 277, 1 TD), West Virginia, 09-04-21

## 40 Pass Completions

Maryland – Scott Milanovich (46-62-1, 380, 1 TD) at Florida St., 11-18-95

## 30 Pass Completions

Maryland – Taulia Tagovailoa (31-41-1, 384, 3 TDs) Kent State, 09-25-21  
Opponent – Jack Plummer (33-41-0, 420, 3 TD), at Purdue, 10-12-19

## 25 Pass Completions

Maryland – Taulia Tagovailoa (28-39-2, 279, 2 TDs) at Ohio St., 10-09-21  
Opponent – Jack Plummer (33-41-0, 420, 3 TD), at Purdue, 10-12-19

## 400 Passing Yards

Maryland – Danny O'Brien (417) vs. NC State, 11-27-10  
Opponent – C.J. Stroud (406), at Ohio State, 10-09-21

## 300 Passing Yards

Maryland – Taulia Tagovailoa (384), Kent State, 09-25-21  
Opponent – C.J. Stroud (406), at Ohio State, 10-09-21

## 250 Yards Passing

Maryland – Taulia Tagovailoa (279), at Ohio State, 10-09-21  
Opponent – C.J. Stroud (406), at Ohio State, 10-09-21

## 10 Receptions

Maryland – Dontay Demus Jr. (10-105), at Purdue, 10-12-19  
Opponent – Dante Cephas (10-151), Kent State, 09-25-21

## Two Players with 10 Receptions

Maryland – W. Williams (11-84) and G. Simon (10-80) at SYR, 11-19-94  
Opponent – W. Philoyor (13-127), L. Tilman (13-91), S. Cobbs (10-138), vs. Indiana, 10-28-17

## 200 Receiving Yards

Maryland – DJ Moore (12-210), vs. Northwestern, 10-14-17  
Opponent – Roger Lewis (15-200), vs. Bowling Green, 09-12-15

## 100 Receiving Yards

Maryland – Dontay Demus Jr. (4-108-1), Kent State, 09-25-21  
Opponent – Chris Olave (7-120-2) & Jaxon Smith-Njigba (5-103-0), vs. Ohio State, 10-09-21

## Two Players with 100 Receiving Yards

Maryland – Dontay Demus Jr. (6-133-1) & Rakim Jarrett (6-122-1), West Virginia, 09-04-21  
Opponent – Chris Olave (7-120-2) & Jaxon Smith-Njigba (5-103-0), at Ohio State, 10-09-21

## Player w/ 100 Rushing Yds and 100 Receiving Yds

Opponent – Mikell Simpson (Rushing: 16-119; Receiving: 13-152), Virginia, 10-20-07

## Three Players with 100 Receiving Yards

Maryland – J. Kremus (119), M. Johnson (106) and R. Weaver (105) at Wake Forest, 11-20-93  
Opponent – J. Grant (8-105), L. Carroo (6-104-2), A. Patton (8-101-2), Rutgers, 11-29-14

## 90-Yard TD Reception

Maryland – M. Bortenschlager to D.J. Moore (92), at Nebraska, 11-19-16  
Opponent – S. Halloran to Troy Stradford (90), Boston College, 10-11-86

## 80-Yard TD Reception

Maryland – J. Jackson to D. Demus Jr. (80), at Rutgers, 10-5-19  
Opponent – AJ Bush to D. Stampley (84), Illinois, 10-27-18

## 75-Yard Non-Scoring Reception

Maryland – Caleb Rowe to Brandon Ross (77) vs. Virginia, 10-12-13  
Opponent– C. Randolph to Jax Landfried (78), Wake Forest, 12-30-02

## 75-Yard TD Reception

Maryland – Taulia Tagovailoa to Jeshawn Jones (76), Minnesota, 10-30-20  
Opponent – Anthony Russo to Jadan Blue (79), at Temple, 9-14-19

## 50-Yard Non-Scoring Reception

Maryland – T. Tagovailoa to D. Demus Jr. (64), Kent State., 09-25-21  
Opponent– D. Crum to K. Abram (52), Kent State., 09-25-21

## 50-Yard TD Reception

Maryland – Taulia Tagovailoa to Rakim Jarrett (60), West Virginia, 09-04-21  
Opponent – Spencer Petras to Tyrone Tracy Jr. (67), Iowa, 10-01-21

## Player Recorded 15 or More Tackles

Maryland –Chance Campbell (15), at Northwestern, 10-24-20  
Opponent – Danzel White (15), Towson, 10-01-11

## Player Recorded 20 or More Tackles

Maryland – Cole Farrand (23) vs. Clemson, 10-26-13  
Opponent – N/A

## Player Recorded 3.0 or More Sacks

Maryland – Yannick Ngakoue (3.0) vs. Bowling Green, 09-12-15  
Opponent – Mike Tverdov (3.0), Rutgers, 12-12-20

## Player Recorded 2.0 or More Sacks

Maryland – Durell Nchami (2.0), Sam Okuyinonu (2.0), Greg Rose (2.0), at Illinois, 09-17-21  
Opponent –Mike Tverdov (3.0), Rutgers, 12-12-20

## Team Gained 300 Rushing Yards

Maryland – Syracuse (354), 9-7-19  
Opponent – at Minnesota (326), 10-23-21

## Team Gained 400 Rushing Yards

Maryland – Illinois (431) vs. Illinois, 10-27-18  
Opponent – at Indiana (414), 10-22-16

## Team Failed to Gain 100 Rushing Yards

Maryland – at Minnesota (79), 10-23-21  
Opponent – West Virginia (48), 09-04-21

## Team Failed to Gain 50 Rushing Yards

Maryland – Michigan State (26), 11-03-18  
Opponent – West Virginia (48), 09-04-21

## Team Failed to Gain 25 Rushing Yards

Maryland – at Nebrsaka (11), 11-19-16  
Opponent – Howard (1), 8-31-19

## Team Gained 300 Passing Yards

Maryland – Kent State (384), 09-25-21  
Opponent – at Ohio State (432), 10-09-21

## Team Gained 400 Passing Yards

Maryland – vs. NC State, (417), 11-27-10  
Opponent – at Ohio State (432), 10-09-21

## Team Gained 500 Passing Yards

Maryland – None  
Opponent – West Virginia (511), 9-13-14

## Team Failed to Gain 100 Passing Yards

Maryland – Nebraska (57), 11-23-19  
Opponent – Howard (80), 09-11-21

## Team Failed to Gain 50 Passing Yards

Maryland – at Iowa (47), 10-20-18  
Opponent – Rutgers (8), 10-13-18

## Team Failed to Gain 10 Passing Yards

Maryland –  
Opponent – Rutgers (8), 10-13-18

## Team Gained 400 Yards of Total Offense

Maryland – Kent State (526), 09-25-21  
Opponent – at Minnesota 451428), 10-23-21

## Team Gained 500 Yards of Total Offense

Maryland – Kent State (526), 09-25-21  
Opponent – at Ohio State (598), 10-09-21

## Team Gained 600 Yards of Total Offense

Maryland – Minnesota (675), 10-30-20  
Opponent – at Ohio State (705), 11-9-19

## Team Failed to Gain 200 Yards of Total Offense

Maryland – at Ohio State (139), 11-9-19  
Opponent – Howard (146), 09-11-21

## Team Failed to Gain 100 Yards of Total Offense

Maryland – at Ohio State (66), 10-07-17  
Opponent – Howard (68), 8-31-19

## Scored 50 Points or more

Maryland – Howard (62), 09-11-21  
Opponent – at Ohio State (66), 10-09-21

## Scored 50 Points or more (Conf. Game)

Maryland – Ohio State (51), 11-17-18  
Opponent – at Ohio State (66), 10-09-21

## Came back from a 21-pt deficit

Maryland – at Rutgers, trailed 31-10 in 2Q, 11-28-15  
Opponent - Rutgers, trailed 35-10 in 2Q, 11-29-14

## Shutout

Maryland – Penn State (0-59), 9-27-19  
Maryland – Howard (62-0), 09-11-21

## Shutout (Conference Game)

Maryland – Penn State (0-59), 9-27-19  
Opponent – Wake Forest (26-0), 10-18-08

## Terps Played in an Overtime Game

vs. Rutgers, 12-12-20  
*All-time record in overtime games, 7-5 (3-2 at home, 4-3 on the road)*

## Team Scored 28 Points or More In a Qtr

Maryland – Howard (28, 1st & 2nd Qtr.), 8-31-19  
Opponent – Iowa (31, 2nd Qtr.), 10-01-21

## Team Scored 21 Points or More In a Qtr

Maryland – Howard (24, 2nd Quarter), 09-11-21  
Opponent – at Ohio State (21, 2nd & 3rd Qtr.), 10-01-21

## A Player Started on Both Sides of the Ball

Maryland – William Likely (CB, WR; at FIU), 09-09-16)\*

\*Likely was also the PR and KR

## MARYLAND SINGLE GAME, SEASON &amp; CAREER RECORDS

## RUSHING RECORDS

## Career Yards

1. LaMont Jordan, 1997-00	4,147
2. Charlie Wysocki, 1978-81	3,317
3. Steve Atkins, 1975-78	2,971
4. Ty Johnson, 2015-18	2,635
5. Brandon Ross, 2012-15	2,543
6. Lance Ball, 2004-07	2,487
7. Bruce Perry, 1999, 2001-03	2,424
8. Rick Badanjek, 1982-85	2,417
9. Davin Meggett, 2008-11	2,411
10. Da'Rel Scott, 2007-10	2,401
11. Louis Carter, 1972-74	2,266
12. Alvin Blount, 1983-86	2,158
13. Willie Joyner, 1980-83	2,140
14. Josh Allen, 2002-03, 2005-06	1,958
15. Billy Lovett, 1966-68	1,913

## Season Yards

1. LaMont Jordan (Jr.), 1999	1,632
2. Charlie Wysocki (Jr.), 1980	1,359
3. Steve Atkins (Sr.), 1978	1,261
4. Bruce Perry (So.), 2001	1,242
5. Chris Downs (Sr.), 2002	1,154
6. Charlie Wysocki (So.), 1979	1,140
7. Da'Rel Scott (So.), 2008	1,133
8. Willie Joyner (Jr.), 1982	1,039
9. Anthony McFarland Jr. (Fr.), 2018	1,034
10. Ty Johnson (So.), 2016	1,004
11. Louis Carter (Sr.), 1974	991
12. Billy Lovett (Sr.), 1968	963
13. Brandon Ross (Sr.), 2015	958
14. Art Seymore (So.), 1970	945
15. Josh Allen (So.), 2003	922

## Single-Game Yards (200-yd games)

1. LaMont Jordan vs. Virginia, 1999	306
2. Anthony McFarland vs. Ohio State, 2018	298
3. Bruce Perry vs. Wake Forest, 2001	276
4. Josh Allen vs. Virginia, 2003	257
5. Brandon Ross vs. Indiana, 2015	250
6. Willie Joyner vs. No. Carolina, 1982	240
7. Bruce Perry vs. Wake Forest, 2003	237
George Scott vs. Villanova, 1977	237
9. LaMont Jordan vs. Duke, 1999	227
10. Charlie Wysocki vs. Louisville, 1979	222
11. Jake Funk vs. Minnesota, 2020	221
12. Rick Badanjek vs. Virginia, 1984	217
13. Charlie Wysocki vs. Duke, 1980	216
14. Steve Atkins vs. Syracuse, 1976	215
15. Alvin Blount vs. Clemson, 1984	214
16. Louis Carter vs. Virginia, 1974	213
17. Chris Downs vs. Georgia Tech, 2002	212
18. Anthony McFarland Jr. at Indiana, 2018	210
19. Ty Johnson vs. Purdue, 2016	204
20. Charlie Wysocki vs. Virginia, 1979	202
21. Da'Rel Scott vs. East Carolina, 2010	200

## Career Touchdowns

1. Rick Badanjek, 1982-85	44
2. LaMont Jordan, 1997-2000	36
3. Steve Atkins, 1975-78	31
4. Lance Ball, 2004-07	26
Charlie Wysocki, 1978-81	26
6. C.J. Brown, 2011-14	25
Louis Carter, 1972-74	25
8. Josh Allen, 2002-03, 2005-06	21
Ed Modzelewski, 1949-51	21
10. Brandon Ross, 2012-15	19
Keon Lattimore, 2004-07	19
Buddy Rodgers, 1994-97	19
13. Davin Meggett, 2008-11	18
Tommy Neal, 1983-86	18
Ed Vereb, 1953-55	18
Bob Shemonski, 1949-51	18
17. Ty Johnson, 2015-18	17
Da'Rel Scott, 2007-10	17
Bruce Perry, 1999, 2001-2003	17

## Season Touchdowns

1. LaMont Jordan (Jr.), 1999	16
2. Rick Badanjek (Jr.), 1984	15
Bob Shemonski (Jr.), 1950	15
4. Louis Carter (Jr.), 1973	14
Ed Vereb (Sr.), 1955	14
6. Keon Lattimore (Sr.), 2007	13
Chris Downs (Sr.), 2002	13
8. C.J. Brown (Sr.), 2013	12
Lance Ball (Sr.), 2007	12
Rick Badanjek (Sr.), 1985	12
11. D.J. Adams (Fr.), 2010	11
LaMont Jordan (Sr.), 2000	11
Charlie Wysocki (Jr.), 1980	11
Ed Modzelewski (Sr.), 1951	11
Lu Gambino (Sr.), 1947	11

## Single-Game Touchdowns

1. Bob Shemonski vs. Va. Tech, 1950	5
2. D.J. Adams vs. East Carolina, 2010	4
Chris Downs vs. North Carolina, 2002	4
LaMont Jordan vs. Clemson, 1999	4
Charlie Wysocki vs. Virginia, 1981	4
6. Brandon Ross at Rutgers, 2015	3
Brandon Ross vs. Indiana, 2015	3
C.J. Brown vs. James Madison, 2014	3
C.J. Brown vs. NC State, 2013	3
D.J. Adams vs. Virginia, 2010	3
Lance Ball vs. Georgia Tech, 2007	3
Keon Lattimore vs. Villanova, 2007	3
Chris Downs vs. Georgia Tech, 2002	3
Bruce Perry vs. E. Michigan, 2001	3
LaMont Jordan vs. Middle Tennessee State, 2000	3
LaMont Jordan vs. Western Carolina, 1999	3
Rick Badanjek vs. No. Carolina, 1984	3
Rick Badanjek vs. NC State, 1984	3
John Nash vs. Wake Forest, 1982	3
Steve Atkins vs. Duke, 1978	3
George Scott vs. Villanova, 1977	3
Steve Atkins vs. Duke, 1977	3
Steve Atkins vs. Syracuse, 1977	3
Louis Carter vs. Clemson, 1973	3
Dennis O'Hara vs. Wake Forest, 1969	3

Dennis Condie vs. Virginia, 1960	3
Jim Joyce vs. Virginia, 1959	3
John Forbes vs. Miami, 1958	3

## PASSING RECORDS

## Career Completions

1. Scott Milanovich, 1992-95	650
2. Chris Turner, 2007-09	547
3. Boomer Esiason, 1981-83	461
4. C.J. Brown, 2011-14	437
5. Sam Hollenbach, 2003-06	417
6. Neil O'Donnell, 1987-89	387
7. Dan Henning, 1985-87	353
8. Brian Cummings, 1994-97	344
9. Danny O'Brien, 2010-11	342
10. Scott McBrien, 2002-03	335
11. Perry Hills, 2012-16	314
12. John Kaleo, 1991-92	305
13. Dick Shiner, 1961-63	287
14. Shaun Hill, 2000-01	270
Scott Zolak, 1988-90	270

## Season Completions

1. John Kaleo (Sr.), 1992	286
2. Scott Milanovich (So.), 1993	279
3. Scott Milanovich (Jr.), 1994	229
4. Scott Zolak (Sr.), 1990	225
5. Chris Turner (Jr.), 2008	214
6. Sam Hollenbach (Sr.), 2006	203
7. Shaun Hill (Sr.), 2001	197
8. Dan Henning (Jr.), 1986	196
9. Danny O'Brien (Fr.), 2010	192
Sam Hollenbach (Jr.), 2005	192
11. C.J. Brown (Gr.), 2014	189
12. Chris Turner (Sr.), 2009	180
13. Boomer Esiason (Jr.), 1982	176
14. Scott McBrien (Sr.), 2003	173
15. Taulia Tagovailoa (Jr.), 2021	172

## Single-Game Completions

1. Scott Milanovich vs. Florida St., 1995	46
2. Scott Milanovich vs. Wake Forest, 1993	37
3. Scott Milanovich vs. Syracuse, 1994	35
Scott Milanovich vs. W. Virginia, 1993	35
5. Danny O'Brien vs. W. Virginia, 2011	34
Scott Milanovich vs. No. Carolina, 1993	34
7. Danny O'Brien vs. NC State, 2010	33
Chris Turner vs. Boston College, 2008	33
9. Taulia Tagovailoa at Illinois, 2021	32
Scott Milanovich vs. Wake Forest, 1995	32
Scott Milanovich vs. Virginia, 1994	32
Scott Milanovich vs. NC State, 1994	32
John Kaleo vs. Virginia, 1992	32
14. Taulia Tagovailoa vs. Kent State, 2021	31
Danny O'Brien vs. Miami, 2011	31
John Kaleo vs. No. Carolina, 1992	31

## MARYLAND SINGLE GAME, SEASON &amp; CAREER RECORDS

## Career Yards

1. Scott Milanovich, 1992-95	7,301
2. Chris Turner, 2007-09	6,543
3. Boomer Esiason, 1981-83	6,259
4. C.J. Brown, 2011-14	5,372
5. Scott McBrien, 2002-03	5,169
6. Sam Hollenbach, 2003-06	5,139
7. Neil O'Donnell, 1987-89	4,989
8. Dan Henning, 1985-87	4,560
9. Danny O'Brien, 2010-11	4,086
10. Brian Cummings, 1994-97	4,080
11. Perry Hills, 2012-16	3,887
12. John Kaleo, 1991-92	3,660
13. Stan Gelbaugh, 1981-85	3,659
14. Dick Shiner, 1961-63	3,410
15. Bob Avellini, 1972-74	3,222

## Season Yards

1. Scott Milanovich (So.), 1993	3,499
2. John Kaleo (Sr.), 1992	3,392
3. Dan Henning (Jr.), 1986	2,725
4. Scott McBrien (Sr.), 2003	2,672
5. Scott Zolak (Sr.), 1990	2,589
6. Sam Hollenbach (Jr.), 2005	2,539
7. Chris Turner (Jr.), 2008	2,516
8. Scott McBrien (Jr.), 2002	2,497
9. Stan Gelbaugh (Sr.), 1985	2,475
10. Danny O'Brien (Fr.) 2010	2,438
11. Scott Milanovich (Jr.), 1994	2,394
12. Shaun Hill (Sr.), 2001	2,380
13. Sam Hollenbach (Sr.), 2006	2,371
14. Boomer Esiason (Sr.), 1983	2,322
15. Boomer Esiason (Jr.), 1982	2,302
16. C.J. Brown (Sr.), 2013	2,288

## Single-Game Yards

1. Scott Milanovich vs. Va. Tech, 1993	498
2. Scott Milanovich vs. W. Virginia, 1993	451
3. John Kaleo vs. Clemson, 1992	418
4. Danny O'Brien vs. NC State, 2010	417
5. Scott Milanovich vs. Wake Forest, 1993	416
6. John Kaleo vs. Pittsburgh, 1992	415
7. Scott Milanovich vs. Duke, 1993	414
8. Scott Milanovich vs. No. Carolina, 1993	405
John Kaleo vs. Wake Forest, 1992	405
10. Taulia Tagovailoa vs. Minnesota, 2020	394
11. Taulia Tagovailoa vs. Kent State, 2021	384
12. Scott McBrien vs. WVU (Gator Bowl), 2004	381
13. Scott Milanovich vs. Florida St., 1995	380

## Career Touchdowns

1. Scott Milanovich, 1992-95	49
2. Boomer Esiason, 1981-83	42
3. Scott McBrien, 2002-03	34
4. C.J. Brown, 2011-14	33
5. Chris Turner, 2007-09	30
6. Perry Hills, 2012-16	29
Danny O'Brien, 2010-11	29
8. Sam Hollenbach, 2003-06	28
9. Neil O'Donnell, 1987-89	26
10. Dan Henning, 1985-87	24
11. Alan Pastrana, 1965-68	23
12. Brian Cummings, 1994-97	22
Jack Scarbath, 1950-52	22
Taulia Tagovailoa, 2020-pres.	22
14. Dick Shiner, 1961-63	21
15. Stan Gelbaugh, 1981-85	20

## Season Touchdowns

1. Scott Milanovich (So.), 1993	26
2. Danny O'Brien (Fr.) 2010	22
3. Scott Milanovich (Jr.), 1994	20
4. Scott McBrien (Sr.), 2003	19
5. Boomer Esiason (Jr.), 1982	18
6. John Kaleo (Sr.), 1992	17
Alan Pastrana (Jr.), 1966	17
8. Taulia Tagovailoa (Jr.), 2021	15
Sam Hollenbach (Sr.), 2006	15
Scott McBrien (Jr.), 2002	15
Dan Henning (Jr.), 1986	15
Stan Gelbaugh (Sr.), 1985	15
Boomer Esiason (Sr.), 1983	15
14. C.J. Brown (Gr.), 2014	13
C.J. Brown (Sr.), 2013	13
Chris Turner (Jr.), 2008	13
Shaun Hill (Sr.), 2001	13
Sam Hollenbach (Jr.), 2005	13

## Single-Game Touchdowns

1. Scott Milanovich vs. NC State, 1994	5
Scott Milanovich vs. Wake Forest, 1993	5
Scott Milanovich vs. W. Virginia, 1993	5
Scott Milanovich vs. No. Carolina, 1993	5
John Kaleo vs. Clemson, 1992	5
6. Josh Jackson vs. Howard, 2019	4
Caleb Rowe vs. USF, 2015	4
Danny O'Brien vs. NC State, 2010	4
Danny O'Brien vs. Wake Forest, 2010	4
Joel Statham vs. Duke, 2004	4
Scott McBrien vs. North Carolina, 2003	4
Scott Milanovich vs. Ga. Tech, 1994	4
Scott Milanovich vs. Va. Tech, 1993	4
Mark Manges vs. Villanova, 1975	4

## RECEIVING RECORDS

## Career Receptions

1. Jermaine Lewis, 1992-95	193
2. Geroy Simon, 1993-96	185
3. Torrey Smith, 2008-10	152
4. Stefon Diggs, 2012-14	150
5. DJ Moore, 2015-17	146
6. Darrius Heyward-Bey, 2006-08	138
7. Frank Wycheck, 1990-92	134
8. Levern Jacobs, 2012-16	130
9. Russ Weaver, 1992-94	120
10. Guilian Gary, 1998-2001	113
11. Azizuddin Abdur-Ra'oof, 1984-87	108
12. Barry Johnson, 1987-90	106
Dontay Demus Jr., 2018-pres.	106
14. Ferrell Edmunds, 1984-87	101
15. Marcus Badgett, 1989-92	100
Frank Russell, 1972-74	100

## Season Receptions

1. DJ Moore (Jr.), 2017	80
2. Geroy Simon (So.), 1994	77
3. Marcus Badgett (Sr.), 1992	75
4. Russ Weaver (Jr.), 1993	69
5. Torrey Smith (Jr.), 2010	67
6. Jermaine Lewis (Sr.), 1995	66
7. Stefon Diggs (Jr.), 2014	62
8. Torrey Smith (So.), 2009	61
9. Frank Wycheck (Fr.), 1990	58
10. Richie Harris (Sr.), 1992	56
11. Stefon Diggs (Fr.), 2012	54
Geroy Simon (Jr.), 1995	54
13. Jermaine Lewis (So.), 1993	52
Dan Prunzik (Sr.), 1992	52
15. Darrius Heyward-Bey (So.), 2007	51
Vernon Davis (Jr.), 2005	51
Allen Williams (Sr.), 1994	51
Greg Hill (Sr.), 1984	51

## Single-Game Receptions

1. Geroy Simon vs. Florida St., 1995	16
2. Torrey Smith vs. NC State, 2010	14
Russ Weaver vs. Wake Forest, 1993	14
Frank Wycheck vs. Va. Tech, 1990	14
5. Jermaine Lewis vs. Ga. Tech, 1995	13
6. DJ Moore vs. Northwestern, 2017	12
Frank Wycheck vs. NC State, 1990	12
7. Darrius Heyward-Bey vs. Wake Forest, 2008	11
Jermaine Lewis vs. NC State, 1995	11
Allen Williams vs. Syracuse, 1994	11
Geroy Simon vs. W. Virginia, 1994	11
Marcus Badgett vs. Wake Forest, 1992	11
Marcus Badgett vs. Pittsburgh, 1992	11
John Tice vs. Clemson, 1982	11
Stefon Diggs vs. Boston College, 2012	11

## MARYLAND SINGLE GAME, SEASON &amp; CAREER RECORDS

## Career Yards

1. Jermaine Lewis, 1992-95	2,932
2. Stefon Diggs, 2012-14	2,227
3. Torrey Smith, 2008-10	2,215
4. Darrius Heyward-Bey, 2006-08	2,089
5. Geroy Simon, 1993-96	2,059
6. DJ Moore, 2015-17	2,027
7. Azizuddin Abdur-Ra'oof, 1984-87	1,895
8. <b>Dontay Demus Jr., 2018-pres.</b>	<b>1,775</b>
9. Marcus Badgett, 1989-92	1,748
10. Barry Johnson, 1987-90	1,721
Greg Hill, 1982-84	1,721
12. Ferrell Edmunds, 1984-87	1,641
13. Guilian Gary, 1998-2001	1,552
14. Levern Jacobs, 2012-16	1,544
15. James Milling, 1984-87	1,446

## Season Yards

1. Torrey Smith (So.), 2009	2,192
2. Stefon Diggs (Fr.), 2012	1,896
3. LaMont Jordan (Jr.), 1999	1,840
4. Torrey Smith (Jr.), 2010	1,647
5. Bruce Perry (So.), 2001	1,718
6. Steve Suter (So.), 2002	1,702
7. Ty Johnson (Jr.), 2017	1,592
8. Steve Atkins (Sr.), 1978	1,562
9. Louis Carter (Sr.), 1974	1,498
10. Bob Shemonski (Jr.), 1950	1,427
11. Torrey Smith (Fr.), 2008	1,425
12. Charlie Wysocki (Jr.), 1980	1,383
13. Jo Jo Walker (Sr.), 2005	1,350
14. Chris Downs (Sr.), 2002	1,319
15. Bren Lowery (Jr.), 1988	1,315

## Single-Game Yardage

1. Marcus Badgett vs. Pittsburgh, 1992	251
2. Jermaine Lewis vs. No. Carolina, 1993	250
3. Torrey Smith vs. NC State, 2010	224
4. James Milling vs. No. Carolina, 1986	220
5. Marcus Badgett vs. Duke, 1992	218
6. DJ Moore vs. Northwestern, 2017	210
7. Jermaine Lewis vs. Duke, 1995	205
8. Jermaine Lewis vs. Ga. Tech, 1995	189
9. Russell Davis vs. Penn State, 1982	188
10. Marcus Badgett vs. Wake Forest, 1992	187

## Career Touchdowns

1. Jermaine Lewis, 1992-95	21
2. Torrey Smith, 2008-10	19
3. Greg Hill, 1982-84	18
4. DJ Moore, 2015-17	17
5. Stefon Diggs, 2012-14	14
6. <b>Dontay Demus Jr., 2018-pres.</b>	<b>13</b>
Darrius Heyward-Bey, 2006-08	13
Guilian Gary, 1998-2001	13
8. Gary Collins, 1959-61	12
9. Marcus Badgett, 1989-92	11
Barry Johnson, 1987-90	11
12. Mancel Jonnson, 1993-96	10
Geroy Simon, 1993-96	10
Azizuddin Abdur-Ra'oof, 1984-87	10
Ferrell Edmunds, 1984-87	10
Dan Bungori, 1971-73	10
17. Vernon Davis, 2003-05	9
Vernon Joines, 1985-88	9
Mike Lewis, 1979-82	9

## Season Touchdowns

1. Torrey Smith (Jr.), 2010	12
2. Jermaine Lewis (Jr.), 1994	9
Marcus Badgett (Sr.), 1992	9
4. Dan Bungori (So.), 1971	8
DJ Moore (Jr.), 2017	8
6. Guilian Gary (Jr.), 2000	7
Jermaine Lewis (So.), 1993	7
Greg Hill (Jr.), 1983	7
Greg Hill (So.), 1982	7
Billy Van Heusen (Jr.), 1966	7
Darryl Hill (Jr.), 1963	7

## Single-Game Touchdowns

1. Torrey Smith vs. NC State, 2010	4
2. Vernon Davis vs. Duke, 2004	3
Guilian Gary vs. Georgia Tech, 2000	3
Jermaine Lewis vs. W. Virginia, 1993	3
James Milling vs. No. Carolina, 1986	3

## DEFENSIVE RECORDS

## Career Tackles (since 1969)

1. Eric Wilson, 1981-84	481
2. E.J. Henderson, 1999-2002	473
3. Chuck Faucette, 1983-86	466
4. D'Qwell Jackson, 2002-05	447
5. Ratcliff Thomas, 1993-96	424
6. Eric Barton, 1995-98	417
7. Mike Jarmolowich, 1989-92	414
8. Brad Carr, 1974-77	386
9. Scott Saylor, 1987-89	382
10. Alex Wujciak, 2008-10	381
11. Bruce Palmer, 1976-78	351
12. Aaron Thompson, 1998-2001	348
13. Mike Corvino, 1979-82	347
14. Ted Klaube, 1975-77	344
15. Demetrius Hartsfield, 2009-12	338

## Season Tackles (since 1969)

1. Neal Olkewicz (Sr.), 1978	188
2. Ted Klaube (Sr.), 1977	186
3. Eric Wilson (Jr.), 1983	178
4. E.J. Henderson (Sr.), 2002	175
5. Harry Walters (Jr.), 1974	173
6. Kevin Walker (Sr.), 1987	172
7. Eric Wilson (Sr.), 1984	160
8. Eric Barton (Sr.), 1998	159
Brian Matera (Sr.), 1979	159
10. Brad Carr (Jr.), 1976	157
11. Mike Jarmolowich (Jr.), 1991	153
12. Chuck Faucette (Sr.), 1986	151
Bruce Palmer (Sr.), 1978	151
14. E.J. Henderson (Jr.), 2001	150
15. Kevin Benson (Sr.), 1975	149

## Career TFL (since 1974)

1. E.J. Henderson, 1999-02	62.5
2. Aaron Thompson, 1998-01	45
3. Andre Monroe, 2011-14	38.5
4. Charles Johnson, 1976-78	37
5. Mike Corvino, 1979-82	36
6. Eric Ogbogu, 1994-97	35.5
7. Randy Starks, 2001-03	34.0
8. Yannick Ngakoue, 2013-15	33
9. Shawne Meriman, 2003-04	32.5
10. Al Wallace, 1993-96	32
Joe Vellano, 2009-12	32
12. Delbert Cowsette, 1996-99	31
13. Jermaine Carter, Jr. 2014-17	29
14. Gurnest Brown, 1979-82	27
Demetrius Hartsfield, 2009-12	27

## MARYLAND SINGLE GAME, SEASON &amp; CAREER RECORDS

## Season TFL (since 1974)

1. E.J. Henderson (Jr.), 2001	28
2. Randy White (Sr.), 1974	24
3. E.J. Henderson (Sr.), 2002	19.5
4. Charles Johnson (Sr.), 1978	18
5. Andre Monroe (Jr.), 2013	17
Shawne Merriman (So.), 2004	17
Aaron Thompson (So.), 1999	17
Kris Jenkins (Sr.), 2000	17
Bruce Palmer (Sr.), 1978	17
10. Jack Bradford (Sr.), 1990	16
Bruce Mesner (Sr.), 1985	16
12. Marcus Whitfield (Sr.), 2013	15.5
13. Yannick Ngakoue (Jr.), 2015	15
Eric Ogbogu (Jr.), 1996	15
Eric Hicks (Jr.), 1996	15
Gurnest Brown (Jr.), 1981	15

## Career TFL Yards (since 1974)

1. Andre Monroe, 2011-14	212
2. E.J. Henderson, 1999-2002	207
3. Mike Corvino, 1979-82	206
4. Charles Johnson, 1976-78	205
5. Aaron Thompson, 1998-2001	197
7. Yannick Ngakoue, 2013-15	176
6. Shawne Merriman, 2002-03	170
8. James Shaffer, 1976-79	153
9. Gurnest Brown, 1979-82	149
10. Adrian Moten, 2007-10	145

## Season TFL Yards (since '74)

1. Randy White (Sr.), 1974	122
2. Charles Johnson (Sr.), 1978	119
3. Marcus Whitfield (Sr.), 2013	109
4. Marlin Van Horn (Jr.), 1978	101
5. Mark Duda (Sr.), 1982	94
6. Andre Monroe (Sr.), 2014	92
7. Mike Corvino (Jr.), 1981	91
8. Jesse Aniebonam (Jr.), 2016	89
9. Shawne Merriman (So.), 2004	87
10. E.J. Henderson (Sr.), 2002	86
Bruce Mesner (Sr.), 1986	86
12. James Shaffer (Sr.), 1979	84
13. Yannick Ngakoue (Jr.), 2015	83
14. Bruce Palmer (Sr.), 1978	81
Yannick Ngakoue (So.), 2014	81

## Career Sacks (since 1969)

1. Andre Monroe, 2011-14	25
2. Mike Corvino, 1979-82	24
3. Shawne Merriman, 2002-04	22
4. Yannick Ngakoue, 2013-15	21.5
5. Mark Duda, 1979-82	19
Charles Johnson, 1976-78	19
Bruce Palmer, 1976-78	19
8. Eric Ogbogu, 1994-97	18.5
9. E.J. Henderson, 1999-2002	18
Bruce Mesner, 1983-86	18
Gurnest Brown, 1979-82	18
12. Randy Starks, 2001-03	17.5
13. Joe Campbell, 1973-76	17
14. Adrian Moten, 2007-10	15.5

## Season Sacks (since 1969)

1. Yannick Ngakoue (Jr.), 2015	13.5
2. Mark Duda (Sr.), 1982	13
Bruce Palmer (Sr.), 1978	13
4. Bruce Mesner (Jr.), 1985	12
Charles Johnson (Sr.), 1978	12
Randy White (Sr.), 1974	12
7. Mike Corvino (Jr.), 1981	11
Marlin Van Horn (Sr.), 1979	11
9. Andre Monroe (Sr.), 2014	10.5
10. Kris Jenkins (Sr.), 2000	10
Jack Bradford (Sr.), 1990	10
Gurnest Brown (Jr.), 1981	10
13. Andre Monroe (Jr.), 2013	9.5
14. Jesse Aniebonam (Jr.), 2016	9.0
Marcus Whitfield (Sr.), 2013	9.0

## Season Forced Fumbles (since 1987)

1. Joel Goode, 1987	6
2. Sean Davis, 2015	5
3. Jermaine Carter, Jr., 2017	4
Darin Drakeford, 2011	4
Kenny Tate, 2010	4
Milton Harris, 2005	4
7. Adrian Moten, 2007	3
Moise Fokou, 2007	3
Erin Henderson, 2006	3
Shawne Merriman, 2004	3
E.J. Henderson, 2002	3
Rod Littles, 2001	3
Aaron Thompson, 2000	3
Rod Littles, 2000	3
Eric Barton, 1998	3
Eric Ogbogu, 1998	3
Chad Wiestling, 1992	3
Lubo Zizakovich, 1990	3
Cole Farrand, 2012	3

## Career Interceptions

1. Tom Brown, 1960-62	17
2. Lendell Jones, 1980-83	14
3. Bob Sullivan, 1962-63	13
4. A.J. Johnson, 1993-96	12
Bob Smith, 1972-74	12
Bernie Faloney, 1951-53	12
7. Curome Cox, 2000-02	10
Lewis Sanders, 1996-99	10
Howard Eubanks, 1979-82	10
Lloyd Burruss, 1976-80	10
Ralph Lary, 1977-80	10
Ken Schroy, 1972-74	10
13. Tony Jackson, 1997-2001	9
Shawn Forte, 1998-2000	9
Keeta Covington, 1983-86	9
Clarence Baldwin, 1981-83	9
Jim Brechbiel, 1972-75	9
Wally Stalnak, 1967-69	9
Joe Horning, 1951-54	9

## Season Interceptions

1. Bob Sullivan (Sr.), 1965	10
2. Tom Brown (Jr.), 1961	8
3. Clarence Baldwin (Sr.), 1983	7
Lendell Jones (Jr.), 1982	7
Ralph Lary (Jr.), 1979	7
Bob Smith (So.), 1972	7
7. William Likely (So.), 2014	6
Tony Jackson (Sr.), 2001	6
Lewis Sanders (Jr.), 1999	6
A.J. Johnson (Jr.), 1995	6
Keeta Covington (Jr.), 1985	6
Larry Marshall (Sr.), 1971	6
Tom Brown (Sr.), 1962	6
Bernie Faloney (Sr.), 1953	6
Joe Horning (Fr.), 1951	6
15. 10 players	5
(last time: Tre Watson (Sr.), 2018)	

## Single-Game Interceptions

1. Lendell Jones vs. Duke, 1982	4
---------------------------------	---

## Career Interception Return Yards

1. Tom Brown, 1960-62	275
2. Alex Wujciak, 2008-10	238
3. Joe Horning, 1951-54	222
4. Bill McFadden, 1979-82	212
5. Bernie Faloney, 1950-53	207
6. Randall Jones, 1998-2001	177
7. Lloyd Burruss, 1976-80	173
8. William Likely, 2013-16	170
9. Jim LaRue, 1947-49	168
10. Ernie Arizzi, 1961-63	166
11. Ken Schroy, 1972-74	165
12. Frank Tamburello, 1954-55	161
13. Ralph Lary, 1977-80	160
14. Curome Cox, 2000-03	153
15. Joe Petruzzo, 1950-51	143

## Season Interception Return Yards

1. William Likely (So.), 2014	170
2. Alex Wujciak (Jr.), 2009	152
3. Joe Horning (Fr.), 1951	147
4. Frank Tamburello (So.), 1954	140
5. Cliff Crosby (Sr.), 1998	133
6. Larry Marshall (Sr.), 1971	131
7. Tom Brown (Sr.), 1962	122
8. Eddie Tomlin (Sr.), 1989	120
9. Shawn Forte (Sr.), 2000	114
10. Bill McFadden (Jr.), 1981	112
11. Dickie Lewis (So.), 1956	111
12. Jim LaRue (Sr.), 1949	103
13. Ralph Lary (Jr.), 1979	102
Joe Petruzzo (So.), 1950	102
15. Cameron Chism (Sr.), 2011	100